



MONTHLY BULLETIN OF STATISTICS 2016

February

*Government of Pakistan
Statistics Division
Pakistan Bureau of Statistics*



PBS-22(02/2016) Vol. 64
100



MONTHLY BULLETIN OF STATISTICS 2016

February

*Government of Pakistan
Statistics Division
Pakistan Bureau of Statistics*

Price Rs. 600.00

P R E F A C E

The Bulletin of Statistics, Monthly Publication of the Pakistan Bureau of Statistics provide important statistics in respect of social, economic and financial sectors of the economy at aggregate as well as sectoral levels. The Bulletin contains data relating to Population, National Accounts, Agriculture, Manufacturing, Prices, Balance of Payments, Public Finance, Education, Energy & Mining, Foreign Economic Assistance, Foreign Trade, Health, Insurance, Labour, Transport & Communication, Social & Culture ect. It also provides different types of indices on agriculture, manufacturing, prices, trade and labour productivity. Charts and graphs have also been provided to selected tables to make the data readily intelligible.

2. The Bulletin contains data on monthly and in some instances on annual basis. The annual data series are on fiscal year basis i.e. from July to June unless otherwise specified. Monthly data series of trade and industry are published with a time lag of 45 days required for data collection, compilation, cleaning, processing, tabulating and printing. Figures may not add up to the totals owing to rounding. Statistics that are compiled in the Pakistan Bureau of Statistics are presented without citation whereas those compiled by other agencies carry a source note below the tables.

3. Efforts have been made to produce this Bulletin as a comprehensive, informative and useful document for decision makers, researchers, planners, economists and other groups of beneficiaries. It is hoped that the users will find this Bulletin useful.

4. Suggestions for further improvement will be highly appreciated and welcomed.

ASIF BAJWA
Chief Statistician

Tarfa

Sy

**Government of Pakistan
Ministry of Finance, Economic Affairs, Revenue,
Statistics & Privatization,
Statistics Division**

**Statistics House
21-Mauve Area,
G-9/1, Islamabad.**

**Tel : 051-9106500
Fax: 051-9106502
E-mail: secretary@pbs.gov.pk**

dv

**Chief Statistician
Government of Pakistan
Pakistan Bureau of Statistics**

**Statistics House
21-Mauve Area,
G-9/1, Islamabad.**

**Tel : 051-9106514 - 051-9106515
Fax: 051-9106561
E-mail: pbs@pbs.gov.pk**

**PAKISTAN BUREAU OF STATISTICS
STATISTICS HOUSE, 21-MAUVE AREA
G-9/1 - ISLAMABAD
Website: www.pbs.gov.pk.**

		<u>Office</u>	<u>Residence</u>
Mr. Munir Ahmed Aslam	Deputy Director General	051-9106555	051-4447403
		Fax:051-9106556	051-2275892
Dr. Bahrawar Jan	Deputy Director General	051-9106550	051-9101294
		Fax:051-9106577	
Mr. Ayazuddin	Deputy Director General	051-9106552	051-9242232
Mr. Ismail Khan	Deputy Director General	051-9106558	051-9101162
		Fax:051-9106556	
Mr. Muhammad Akram Assi	Deputy Director General	051-9106573	051-2101198
Mr. Ghulam Muhammad	Director	051-9106559	051-4448702
Mr. Fazil Mehmood Baig	Director	051-9106575	0333-5159850
Mr. Shaukat Ali Khan	Director	051-9106557	--
Mr. Attiq-ur-Rehman	Director	051-9106553	0346-9579700
Mr. Munwar Ali Ghanghro	Director	051-9106554	0333-7145366
Mrs. Rabia Awan	Director	051-9106581	051-4444696
Syed Hasan Sabeeh	Director(Admn)	051-9106551	--

TRAINING WING

Mr. Innocent Dilbar Feroz	Director	051-9205390	--
		Fax:051-9205390	

**PAKISTAN BUREAU OF STATISTICS
1-B, SINDHI MUSLIM COOPERATIVE HOUSING SOCIETY
KARACHI – 74400
E-mail: khifbs@khi.comsats.net.pk**

Mr. Abdul Aleem Memon	Provincial Census Commissioner	Ph: 021-99225201 Fax:021-99225202	0300-2742061
Mr. Farooq Ahmed	Joint Census Commissioner	Ph:021-99225203 Fax:021-99225223	--
Mr. Muhammad Ali Shaikh	Director	021-99225205	--
Mr. Shaukat Zaman	Director	021-99225209 Fax:021-99225202	0300-5052450
Mr. Abrar Hussain	Director	021-99225217	--

**PAKISTAN BUREAU OF STATISTICS
USAID BUILDING GURU MANGAT ROAD
GULBERG-III, LAHORE
E-mail: lhrfbs@lhr.comsats.net.pk**

Mr. Rana Iqbal	Director	042-99263267 Fax:042-99263267	--
----------------	----------	----------------------------------	----

(Regional Office) LAHORE

Mr. Muhammad Shahid	Chief Statistical Officer	042-99263266 Fax:042-99263266	0345-4169987
---------------------	---------------------------	----------------------------------	--------------

(Regional Office) KARACHI

Mr. Inayatullah Baloch	Chief Statistical Officer	021-99225214 Fax:021-99225214	--
------------------------	---------------------------	----------------------------------	----

(Regional Office) PESHAWAR

Mr. Sher Rahman	Chief Statistical Officer	091-9213097 Fax:091-9213098	0333-9365032
-----------------	---------------------------	--------------------------------	--------------

(Regional Office) QUETTA

Mr. Ghulam Rasool	Chief Statistical Officer	081-9239804 Fax:081-9239804	--
-------------------	---------------------------	--------------------------------	----

(Presentation, Reproduction & Printing) KARACHI

Mr. Shakeel Qadeer	Chief System Analyst	021-99225220	021-35836029
Mr. Naushad Ahmed Malik	Statistical Officer	021-99225215	--

CONTENTS

**	KEY INDICATORS	III
1.	BALANCE OF PAYMENT	
	1.1 Country wise Workers Remittances	01
	1.2 Month wise Workers Remittances	04
	1.3 Exchange Rates Pak. Rupees in Terms of one Unit of Foreign Currency	05
2.	CLIMATE	
	2.1 Temperature at Selected Stations	07
	2.2 Rainfall at Selected Stations	09
3.	ENERGY & MINING	
	3.1 Production of Crude Oil	11
	3.2 Production of Natural Gas	14
	3.3 Company Wise Production of Crude Oil and Natural Gas	18
	3.4 Province Wise Production of Crude Oil and Natural Gas	18
	3.5 Production of Crude Oil, Natural Gas and Electricity	19
	3.6 Mineral Production	20
4.	HEALTH	
	4.1(a) Monthly Immunization Coverage Number of Doses Administered (0-11 month) Children	23
	4.1(b) Monthly Immunization Coverage Number of Doses Administered (12-23 months) Children	25
	4.1(c) Monthly Immunization Coverage Number of T.T Doses Administered to Women	26
	4.2 Monthly Report of HIV Treatment Centre	27
	4.3(a) Registered Veterinary Medical Practitioner with PVMC	28
	4.3(b) Registered Animal Husbandry Graduate with PVMC	29
	4.4 Tuberculosis Report (FTI)	30
5.	MANUFACTURING	
	5.1 Quantum Index Numbers of Large-scale Manufacturing Industries	31
	5.2 Production of Manufacturing Items	33
6.	MONEY & CREDIT	
	6.1 Reserve Money	47
7.	PRICE	
	7.1 Price Indices (General) with Percentage Change	51
	7.2 Combined Sensitive Price Indicator (SPI) by Quantile	52
	7.3 Combined Consumer Price Index Numbers by Commodity Groups	53
	7.4 Consumer Price Index Numbers by Major Groups and Selected Commodities	54
	7.5 Combined Consumer Price Index Numbers by Quantile and Major Commodity Groups	56
	7.6 Combined Consumer Price Index Numbers by Quantile, Major Commodity Group for Selected Cities	57
	7.7 Combined Consumer Price Index Numbers by Income Group/City and Commodity Group for all Centres Covered in CPI	60
	7.8 Index Numbers of Wholesale Prices by Commodity Groups	61
	7.9 Index Numbers of Wholesale Prices by Commodities	62
	7.10 Intercity Wholesale Prices of Selected Commodities	72
	7.11 Intercity Consumer Prices	113

Contd.

8.	PUBLIC FINANCE	
8.1	Customs Revenue Receipts	169
9.	SOCIAL	
9.1	Data on Traffic Accidents	173
9.2	Data on Telecommunication	176
9.3	Visitors at Archaeological Museums in Pakistan	177
9.4	Visitors at Heritage Sites in Pakistan	178
10.	TRADE	
10.1	Value of Foreign Trade	179
10.2	Exports by Commodity/Group	180
10.3	Imports by Commodity/Group	182
10.4	Exports of Selected Commodities in Dollars	183
10.5	Exports of Selected Commodities in Rupees	185
10.6	Imports of Selected Commodities in Dollars	187
10.7	Imports of Selected Commodities in Rupees	189
10.8	Exports by Economic Categories (Summary)	191
10.9	Exports by Economic Categories (Details)	192
10.10	Imports by Economic Categories (Summary)	193
10.11	Imports by Economic Categories (Details)	194
10.12	Exports by Areas and Countries/Territories	267
10.13	Re-exports by Areas and Countries/Territories	271
10.14	Imports by Areas and Countries/Territories	273
10.15	Re-imports by Areas and Countries/Territories	277
10.16	Annual and Quarterly Terms of Trade and Unit Value Indices of Exports and Imports (1990-91=100)	279
10.17	Index Numbers of Unit Value of Exports by Groups (1990-91=100)	280
10.18	Index numbers of unit value of imports by groups (1990-91=100)	281
10.19	Index Numbers of Quantum of Exports by Groups (1990-91=100)	282
10.20	Index Numbers of Quantum of Imports by Groups (1990-91=100)	283
10.21	Trade in Services (Summary)	284
10.22	Export of Services by Sector (Detail) Monthly	285
10.23	Export of Services by Sector (Detail) (Cumulative)	287
10.24	Import of Services by Sector (Detailed) Monthly	289
10.25	Import of Services by Sector (Detail) (Cumulative)	291

Regional and Field Offices of Pakistan Bureau of Statistics

Symbols, Abbreviations and Conversions

Selected Publications of Pakistan Bureau of Statistics

Sale Centres where PBS Publications are available

KEY INDICATORS

YEARLY

ECONOMIC INDICATORS

(2014- 2015)

1	Inflation	4.53%
2	Balance of Trade	(-) \$ 22.159 billion
3	Value of Exports	\$ 23.667 billion
4	Value of Imports	\$ 45.826 billion
5	Total Workers Remittances	Rs.18454.04 million
6	Reserve Money	Rs.3143436(P) million
7	Currency in Circulation	Rs.2554749(P) million
8	Consumer Price Index (CPI with Base 2007-2008)	198.16%
9	Agricultural Sector Growth	2.88%
10	Industrial Sector Growth	3.62%
11	Services Sector Growth	4.95%
12	GDP Growth Rate at Constant Basic Prices (Real)	4.24%
13	GNI Growth Rate at Constant Prices	5.99%
14	Per Capita Income	\$ 1512
15	Large Scale Manufacturing Sector (LSMI) Growth	4.64%
16	Quantum Index Number (LSMI with Base 2005-2006)	129.15
17	Imports Duty	Rs.283865.95 million
18	Exports Duty	Rs.495.05 million
19	Foreign Exchange Reserves	\$ 14837 million
20 *	Overall Balance of Payment Surplus/Deficit	\$ -2636 million

SOCIAL INDICATORS

1 **	Population (2015)	191.71 million
	Male	99.06 million
	Female	92.65 million
2	Natural Growth Rate (PDS- 2007)	1.88%
3 **	Population Growth Rate (2015)	1.92%
4	Dependency Ratio (PDS-2007)	81.5
5 ***	Mean Size of Household (2012-13)	6.3

* BOP as per BPM6 in million USD.

** Economic Survey

*** PSLM Survey

IV
MONTHLY
ECONOMIC INDICATORS

December, 2015

1	Value of Exports	\$ 1781.868 million
2	Value of Imports	\$ 3817.306 million
3	Balance of Trade	(-)\$ 2035.438 million

January, 2016

1	Growth in Quantum Index Manufacturing (LSMI)	7.57%
2	Quantum Index of Manufacturing (LSMI with Base 2005-2006)	153.39
3	Consumer Price Index (CPI with Base 2007-08)	203.49
4	Wholesale Price Index (WPI with Base 2007-08)	206.27
5	Sensitive Price Indicator (SPI with Base 2007-08)	208.21
6	Growth Rate	
	A. CPI	0.21%
	B. WPI	-0.53%
	C. SPI	-0.67%
7	Exports Duty	Rs.91.82 million
8	Imports Duty	Rs.28073 million
9	Reserve Money	Rs.3642994 million
10	Currency in Circulation	Rs.2943698 million
11	Exchange Rate of Pak Rupees in terms of one unit US Dollar	1 \$ =Rs.104.8388
12	Country Wise Workers Remittances(including Hajj & War Compensation)	\$1462.87 million

Source: i) Pakistan Bureau of Statistics.
ii) State Bank of Pakistan.
iii) Economic Survey of Pakistan.

1. BALANCE OF PAYMENT

1.1 Country Wise Workers Remittances (Including Hajj and War Compensation)

(Provisional)
(Million US Dollars)

Item	Jan, 2015	Feb, 2015	Mar, 2015	Apr, 2015
I. Cash	1377.14	1391.69	1576.97	1640.58
1 USA	186.15	179.03	199.24	233.85
2 UK	169.44	167.42	164.28	174.47
3 Saudi Arabia	452.81	453.40	489.70	519.68
4 UAE	246.79	316.51	411.24	395.69
Dubai	161.89	189.15	228.04	245.95
Abu Dhabi	78.86	121.38	177.03	144.44
Sharjah	5.84	5.90	6.09	5.16
Other	0.20	0.08	0.08	0.14
5 Other GCC Countries	160.44	166.26	196.07	190.59
Bahrain	29.27	29.18	36.59	35.98
Kawait	56.80	56.20	62.17	63.76
Qatar	22.22	29.62	36.05	32.68
Oman	52.15	51.26	61.26	58.17
6 EU Countries	65.45	23.99	25.96	26.87
Germany	5.29	6.07	4.92	6.03
France	1.02	1.42	1.60	1.74
Netherland	0.22	0.24	0.27	0.42
Spain	3.18	2.43	2.79	3.08
Italy	2.37	1.99	2.18	2.30
Greece	1.07	0.85	0.82	0.95
Sweden	0.99	0.62	0.77	0.98
Denmark	40.50	0.50	1.16	0.65
Ireland	10.39	9.62	11.07	10.40
Belgium	0.42	0.25	0.38	0.32
7 Norway	1.85	1.78	1.66	2.02
8 Switzerland	3.66	2.27	1.91	1.86
9 Australia	14.11	12.79	13.31	14.72
10 Canada	10.25	8.65	10.49	10.98
11 Japan	0.41	0.57	0.71	0.75
12 Other Countries	65.78	59.02	62.40	2016.00
II. Encashment and Profit in Pak. Rs. Of Foreign Exchange Bearer Certificates(FEBCs) and Foreign Currency Bearer Certificate(FCBCs)	0.00	0.00	0.00	0.00
TOTAL (I + II)	1377.14	1391.69	1576.97	1640.58

Contd.

**1.1 Country Wise Workers Remittances
(Including Hajj and War Compensation)**

(Provisional)
(Million US Dollars)

Item	May, 2015	Jun, 2015	Jul, 2015	Aug, 2015
I. Cash	1663.10	1821.28	1663.61	1527.06
1 USA	221.10	258.94	255.32	199.57
2 UK	194.15	247.96	232.33	206.29
3 Saudi Arabia	528.34	536.68	474.42	483.29
4 UAE	399.35	423.24	367.51	319.15
Dubai	255.80	293.57	255.28	223.20
Abu Dhabi	137.68	122.99	106.44	88.87
Sharjah	5.62	6.49	5.68	6.90
Other	0.25	0.19	0.11	0.18
5 Other GCC Countries	190.66	209.66	197.86	193.75
Bahrain	37.89	42.78	40.06	38.90
Kwait	61.21	69.56	62.89	62.73
Qatar	31.77	32.74	28.98	29.62
Oman	59.79	64.58	65.93	62.50
6 EU Countries	28.50	34.27	32.50	27.75
Germany	5.55	7.82	6.43	5.65
France	1.87	2.14	2.23	1.97
Netherland	0.33	0.48	0.33	0.36
Spain	3.60	4.47	4.26	4.45
Italy	2.34	2.73	3.24	2.82
Greece	1.05	1.06	0.07	0.04
Sweden	0.78	0.96	1.06	0.85
Denmark	1.62	0.76	0.67	0.64
Ireland	11.03	13.27	13.69	10.33
Belgium	0.33	0.58	0.52	0.64
7 Norway	2.02	2.58	2.41	1.73
8 Switzerland	2.04	2.24	1.91	1.53
9 Australia	14.56	14.46	14.77	13.37
10 Canada	11.65	15.01	14.94	10.49
11 Japan	0.50	0.98	0.91	0.83
12 Other Countries	70.23	75.26	68.73	69.31
II. Encashment and Profit in Pak. Rs. Of Foreign Exchange Bearer Certificates(FEBCs) and Foreign Currency Bearer Certificate(FCBCs)	0.00	0.00	0.00	0.00
TOTAL (I + II)	1663.10	1821.28	1663.61	1527.06

Contd.

**1.1 Country Wise Workers Remittances
(Including Hajj and War Compensation)**

(Provisional)
(Million US Dollars)

Item	Sept, 2015	Oct, 2015	Nov, 2015	Dec, 2015	Jan, 2016
I. Cash	1775.87	1539.96	1591.75	1637.06	1462.87
1 USA	260.97	188.26	231.28	212.10	179.56
2 UK	233.27	197.56	188.88	193.72	172.53
3 Saudi Arabia	483.21	464.53	487.28	503.20	462.18
4 UAE	428.13	367.37	349.83	341.55	313.32
Dubai	284.75	256.13	228.06	219.86	204.03
Abu Dhabi	136.97	105.49	116.25	116.20	105.17
Sharjah	6.30	5.63	5.40	5.26	3.95
Other	0.11	0.12	0.12	0.23	0.17
5 Other GCC Countries	201.34	178.09	189.43	213.29	190.38
Bahrain	43.31	35.91	37.27	41.07	31.91
Kawait	51.45	57.07	61.18	70.27	60.65
Qatar	32.15	27.90	27.86	33.68	30.58
Oman	74.43	57.21	63.12	68.27	67.24
6 EU Countries	33.30	31.56	29.42	37.14	28.64
Germany	6.55	6.84	6.51	8.24	6.39
France	2.31	2.71	2.11	3.03	2.25
Netherland	0.30	0.38	0.39	0.48	0.35
Spain	4.45	4.13	3.44	4.36	3.79
Italy	3.14	3.57	2.26	3.63	2.76
Greece	0.21	0.62	0.52	0.84	0.59
Sweden	1.16	0.99	0.98	1.67	1.18
Denmark	0.67	0.93	0.96	0.75	0.81
Ireland	14.01	10.72	11.88	13.53	9.98
Belgium	0.50	0.67	0.37	0.61	0.54
7 Norway	2.29	2.19	2.39	3.55	2.62
8 Switzerland	1.86	2.33	1.42	2.32	1.60
9 Australia	15.93	14.47	15.73	17.63	13.10
10 Canada	12.89	12.64	13.11	15.20	11.52
11 Japan	0.87	0.86	0.72	1.24	0.81
12 Other Countries	101.81	80.10	82.26	96.12	86.61
II. Encashment and Profit in Pak. Rs. of Foreign Exchange Bearer Certificates(FEBCs) and Foreign Currency Bearer Certificate(FCBCs)	0.00	0.00	0.00	0.00	0.00
TOTAL (I + II)	1775.87	1539.96	1591.75	1637.06	1462.87

Note: Item has been revised / extended by the State Bank of Pakistan.

Source: State Bank of Pakistan.

1.2 Month Wise Workers Remittances

(Million US \$)

Monthly Cash Inflow (Including Foreign Exchange Bearer Certificates & Foreign Currency Bearer Certificates)	2014-2015	2013-2014	YOY growth (percent)	
			2014-15	2013-14
Jul.	1649.39	1404.69	17.42	16.60
Aug.	1328.71	1240.14	7.14	-1.50
Sep.	1716.59	1284.22	33.67	13.11
Oct.	1383.13	1348.03	2.60	-1.25
Nov.	1,320.62	1,130.41	16.83	11.06
Dec.	1,583.23	1,384.94	14.32	22.05
Jan.	1,378.19	1,245.97	10.61	14.35
Feb.	1,391.76	1,209.77	15.04	17.64
Mar.	1,577.46	1,337.89	17.91	19.55
Apr.	1640.58	1311.85	25.06	7.89
May.	1663.10	1440.47	15.46	21.49
Jun.	1821.28	1499.33	21.47	28.57
Jul.- Jun.	18,454.04	15,837.71	16.52	13.76
Monthly average for period Jul.-Jun.	1,537.84	1,319.81	16.52	13.76

Monthly Cash Inflow (Including Foreign Exchange Bearer Certificates & Foreign Currency Bearer Certificates)	2015-2016	2014-2015	YOY growth (percent)	
			2015-16	2014-15
July	1663.61	1675.77	-0.73	19.30
August	1527.06	1350.86	13.04	8.93
September	1775.87	1748.49	1.57	36.15
October	1539.96	1409.22	9.28	4.54
November	1591.75	1343.76	18.45	18.87
December	1637.06	1634.06	0.18	17.99
January, 2016	1462.87	1403.74	4.21	12.66
July-January	11198.18	10565.90	5.98	16.90
Monthly average for period Jul.-Jan.	1599.74	1509.41	5.98	16.90

Source: State Bank of Pakistan.

1.3 Exchange Rates Pak. Rupees in Terms of One Unit of Foreign Currency

S. No.	Country/ Organization	Currency	Jan, 2015	Feb, 2015	Mar, 2015	Apr, 2015	May, 2015	Jun, 2015	Jul, 2015
1	Australia	Dollar	81.3465	78.9003	78.5801	78.5158	80.4124	78.4474	75.3497
2	Bahrain	Dinar	267.3446	269.1468	270.1113	269.8818	269.0697	268.9782	268.8307
3	Canada	Dollar	83.4048	81.0219	80.6988	82.2890	83.7223	82.3169	79.3220
4	China	Yuan	16.1850	16.1915	16.3008	16.4115	16.4169	16.4085	16.3725
5	Denmark	Krone	15.7483	15.4500	14.7874	14.7088	15.2381	15.2938	15.0137
6	E.M.U.	Euro	117.0922	115.047	110.1936	109.6853	113.5369	113.9604	111.9731
7	Hong Kong	Dollar	12.9880	13.0605	13.1185	13.1275	13.1382	13.1327	13.1171
8	I.M.F.	SDR	143.2795	143.3639	141.0700	140.8527	143.0753	143.0595	142.1030
9	India	Rupee	1.6242	1.6362	1.6309	1.6239	1.5966	1.5947	1.5993
10	Japan	Yen	0.8507	0.8539	0.8454	0.8511	0.8437	0.8237	0.8264
11	Kuwait	Dinar	342.6563	343.6149	341.0843	337.7510	337.733	337.2913	336.4957
12	Malaysia	Ringgit	28.0866	28.1219	27.6728	28.0235	28.3095	27.2521	26.7317
13	Newzeland	Dollar	76.9837	75.5010	75.8800	77.0460	75.2487	71.1702	67.7339
14	Norway	Krone	13.1036	13.3432	12.7618	12.8813	13.5006	13.0415	12.5236
15	Oman	Riyal	261.8129	263.5757	264.5088	264.3049	264.5546	264.4459	264.2858
16	Qatar	Riyal	27.6921	27.8779	27.9761	27.9565	27.9845	27.9726	27.9515
17	Singapore	Dollar	75.2834	74.7578	73.9032	75.3753	76.2984	75.5913	74.7397
18	Sweden	Krona	12.4218	12.141	11.9339	11.762	12.2198	12.2935	11.9411
19	Switzerland	Franc	106.9918	108.3337	103.8239	105.7196	109.2059	109.1109	106.6831
20	Saudi Arabia	Riyal	26.8142	26.9963	27.1305	27.1209	27.1498	27.1439	27.1128
21	Thailand	Bhath	--	--	--	--	--	--	--
22	Turkey	Lira	--	--	--	--	--	--	--
23	U.A.E.	Dirham	27.4116	27.5806	27.705	27.6929	27.72	27.7146	27.6844
24	U.K.	Sterling (Pound)	152.5333	155.2163	152.4451	151.7945	157.4125	158.1071	158.0080
25	U.S.A.	Dollar	100.6834	101.3651	101.7597	101.7004	101.8042	101.7725	101.7194

Contd.

1.3 Exchange Rates Pak. Rupees in Terms of One Unit of Foreign Currency

S. No.	Country/ Organization	Currency	Aug, 2015	Sep, 2015	Oct, 2015	Nov, 2015	Dec, 2015	Jan, 2016
1	Australia	Dollar	74.5567	73.5458	75.2072	75.3531	75.8220	73.4652
2	Bahrain	Dinar	270.4709	275.3801	276.0645	278.5366	276.5499	277.2200
3	Canada	Dollar	77.8318	78.6856	79.9284	79.4943	76.5397	73.7174
4	China	Yuan	16.1577	16.3868	16.4706	16.5623	16.246	15.9622
5	Denmark	Krone	15.2775	15.7101	15.7405	15.1900	15.2608	15.2781
6	E.M.U.	Euro	113.8981	117.0996	117.3259	113.2076	113.7523	113.8435
7	Hong Kong	Dollar	13.2092	13.4571	13.4881	13.6024	13.5075	13.4845
8	I.M.F.	SDR	143.6329	146.7608	147.1387	145.8444	145.1964	145.0064
9	India	Rupee	1.5738	1.5765	1.6073	1.5960	1.5740	1.5590
10	Japan	Yen	0.8322	0.8673	0.8700	0.8604	0.8590	0.8864
11	Kuwait	Dinar	338.9668	345.7616	346.5136	347.0888	344.8850	345.1943
12	Malaysia	Ringgit	25.2515	24.2486	24.5486	24.4603	24.4736	24.1509
13	Newzeland	Dollar	67.0588	65.9923	69.6809	69.2130	70.4574	68.4872
14	Norway	Krone	12.4233	12.6208	12.6440	12.2271	12.0534	11.8923
15	Oman	Riyal	266.0499	270.9656	271.6041	273.9502	272.0167	272.4458
16	Qatar	Riyal	28.1373	28.6579	28.7295	28.9795	28.7732	28.8220
17	Singapore	Dollar	73.1858	73.6843	74.4872	74.5746	74.2939	73.1414
18	Sweden	Krona	11.9719	12.4695	12.5597	12.1609	12.3048	12.2831
19	Switzerland	Franc	105.7546	107.3086	107.8491	104.5417	105.1064	104.2001
20	Saudi Arabia	Riyal	27.2949	27.8030	27.8691	28.1001	27.9036	27.9502
21	Thailand	Bhath	--	--	--	--	--	--
22	Turkey	Lira	--	--	--	--	--	--
23	U.A.E.	Dirham	27.8723	28.3880	28.4528	28.6979	28.5017	28.5509
24	U.K.	Sterling (Pound)	159.4853	159.9411	160.0182	160.2156	156.9256	151.0231
25	U.S.A.	Dollar	102.3361	104.2068	104.4806	105.3726	104.6578	104.8388

Note: Euro, a common currency of the 11 member countries of European Economic and Monetary Union (EMU) was introduced with effect from 1st January, 1999.

Source: State Bank of Pakistan.

2. CLIMATE

2.1 Temperature at Selected Stations

(In centigrade)

Stations	Murree		Rawalpindi/Islamabad		Jhelum		Lahore		Sargodha	
Height in meters above sea level	2167		507		232		213		187	
	Max.	Min.	Max.	Min.	Max.	Min.	Max.	Min.	Max.	Min.

Month:

Aug. 2014	23.8	15.6	33.9	23.2	35.9	25.1	36.2	25.9	36.7	27.1
Sep. 2014	22.0	13.1	31.6	21.1	33.4	23.8	32.9	25.2	31.1	18.9
Oct. 2014	19.4	10.4	28.7	15.9	21.4	18.1	31.8	19.4	32.5	20.2
Nov. 2014	17.1	6.9	25.0	7.1	27.1	9.8	26.5	13.0	27.0	12.4
Dec. 2014	12.9	0.8	20.8	3.8	20.8	-4.9	18.6	7.5	18.6	5.5
Jan. 2015	10.6	-0.2	18.6	3.0	18.6	6.8	16.6	7.7	16.8	6.2

Aug. 2015	23.2	15.9	33.6	23.9	35.5	26.0	34.6	26.6	35.8	27.0
Sep. 2015	22.6	13.1	33.4	19.8	35.5	22.8	34.5	25.1	36.2	25.4
Oct. 2015	19.7	10.1	32.9	18.3	31.9	18.0	32.0	20.2	32.3	20.6
Nov. 2015	15.3	6.4	23.6	8.7	25.8	11.5	26.6	13.5	26.1	12.9
Dec. 2015	12.5	1.2	19.8	3.8	21.9	6.1	21.4	7.0	22.3	8.1
Jan. 2016	11.4	1.1	17.7	3.7	18.4	6.1	17.6	8.1	18.2	7.7

Stations	Faisalabad		Multan		Bahawalpur		Hyderabad		Nawabshah	
Height in meters above sea level	183		122		116		40		37	
	Max.	Min.	Max.	Min.	Max.	Min.	Max.	Min.	Max.	Min.

Month:

Aug. 2014	37.8	27.1	38.3	28.2	32.8	27.0	36.2	26.1	39.5	27.1
Sep. 2014	34.1	24.5	36.3	26.1	36.1	25.6	36.4	25.0	39.4	25.2
Oct. 2014	31.8	19.4	32.7	21.3	33.8	20.1	36.6	22.2	38.1	19.9
Nov. 2014	26.5	10.8	27.7	12.7	29.4	12.7	32.0	18.4	32.4	14.5
Dec. 2014	18.7	5.4	19.4	6.9	21.1	7.2	25.4	12.1	25.7	8.3
Jan. 2015	16.9	6.9	18.0	6.5	17.9	6.3	24.0	10.7	23.8	7.9
Aug. 2015	35.7	27.1	36.1	27.6	36.7	26.8	35.0	26.3	39.2	26.4
Sep. 2015	35.6	24.6	36.5	25.6	36.0	24.3	36.3	24.9	39.1	24.5
Oct. 2015	32.7	19.8	34.0	20.9	34.0	20.0	36.0	23.0	38.5	21.5
Nov. 2015	26.4	12.1	27.7	13.6	28.6	13.5	30.3	17.9	31.3	14.7
Dec. 2015	22.1	6.7	22.6	7.9	23.6	7.6	25.8	10.7	26.2	7.2
Jan. 2016	17.7	6.9	19.1	7.6	19.7	7.0	25.5	12.6	25.4	8.7

Contd.

2.1 Temperature at Selected Stations

(In centigrade)

Stations	Jacobabad		Karachi A.P.		Peshawar		D.I.Khan		Saidu Sharif		Gilgit	
Height in meters above sea level	55		21		359		173		961		1459	
	Max.	Min.	Max.	Min.	Max.	Min.	Max.	Min.	Max.	Min.	Max.	Min.

Month:

Aug. 2014	38.0	26.9	33.7	27.0	36.2	25.6	38.4	25.1	33.5	21.6	34.1	16.9
Sep. 2014	36.9	25.4	33.8	26.8	34.8	29.4	37.1	23.3	32.4	19.0	29.9	12.7
Oct. 2014	34.9	20.0	33.6	23.3	28.9	18.1	32.8	17.9	26.5	13.3	24.6	8.7
Nov. 2014	30.1	12.9	32.9	19.5	N.R	N.R	27.8	8.7	21.2	6.2	18.5	0.7
Dec. 2014	23.5	7.4	28.5	13.3	20.8	4.9	19.5	3.0	17.0	2.1	12.6	-3.8
Jan. 2015	21.0	6.5	28.7	12.6	18.8	5.2	17.9	3.4	15.0	2.1	12.1	-2.7

Aug.2015	36.7	27.0	32.3	26.9	34.5	24.2	36.1	24.1	33.1	22.2	34.3	18.1
Sep. 2015	37.7	24.4	34.6	26.3	27.9	22.0	36.8	22.4	32.6	17.2	29.0	12.7
Oct. 2015	32.5	20.4	35.8	24.9	31.1	17.8	33.2	17.1	27.6	13.2	25.3	7.7
Nov. 2015	28.4	13.6	33.0	18.6	23.8	11.2	27.4	10.0	18.8	7.3	16.3	2.7
Dec. 2015	23.8	7.5	28.5	12.6	19.6	6.3	22.7	4.6	15.9	3.0	12.1	-2.5
Jan. 2016	22.0	8.7	27.8	14.8	N.R	N.R	N.R	N.R	N.R	N.R	12.2	-2.6

Stations	Quetta (Samungli)		Zhub (Fortsandeman)		Khuzdar		Punjgur		Dalbadin	
Height in meters above sea level	1600		1405		1231		980		848	
	Max.	Min.	Max.	Min.	Max.	Min.	Max.	Min.	Max.	Min.

Month:

Aug. 2014	35.7	20.1	26.0	22.5	36.0	23.7	38.3	25.2	42.8	23.6
Sep. 2014	33.0	16.1	36.1	21.1	32.7	20.6	36.0	22.0	41.0	20.5
Oct. 2014	27.1	10.2	28.6	13.8	31.0	17.3	36.0	17.1	35.0	16.0
Nov. 2014	19.1	5.0	21.8	4.9	24.9	12.0	22.2	12.0	26.4	7.4
Dec. 2014	14.8	-2.5	18.1	0.5	21.5	5.1	18.2	3.4	21.5	0.0
Jan. 2015	14.1	-1.6	15.5	0.3	20.1	4.0	19.0	3.2	20.0	3.2
Aug.2015	36.1	19.0	36.0	23.2	36.7	23.6	36.7	23.6	42.5	24.0
Sep. 2015	30.6	12.8	32.9	18.7	34.6	21.2	33.8	18.5	37.5	17.8
Oct. 2015	27.8	9.4	29.1	12.2	30.1	18.1	32.4	15.4	35.5	10.5
Nov. 2015	18.6	3.9	21.0	6.8	25.5	10.7	25.0	9.1	26.0	2.9
Dec. 2015	14.5	-1.5	17.5	0.4	22.7	10.3	20.0	3.7	20.0	-2.0
Jan. 2016	15.0	0.6	16.9	-0.1	20.8	8.6	23.0	7.2	24.0	1.4

Source: Pakistan Meteorological Department, Karachi.

2.2 Rainfall at Selected Stations

(In millimeters)

Stations	Murree	Rawalpindi/ Islamabad	Jhelum	Lahore	Sargodha	Faisal- abad	Multan	Bahawal- pur	Hyder- abad	Nawab- shah	Jaco- abad
Height in meters above sea level	2167	507	232	213	187	183	122	116	40	37	55

Year/month

2010	1681.6	849.0	771.0	541.0	602.0	545.0	285.0	226.0	214.0	343.0	152.0
2011	1442.2	1079.0	748.0	903.0	710.0	544.0	180.0	164.0	404.1	309.0	293.3
2012	1515.0	1076.0	717.0	527.0	368.0	366.0	239.0	183.0	121.0	182.0	486.0
2013	1451.0	1732.0	924.0	1109.0	362.0	378.0	157.0	148.0	74.0	86.0	345.0
2014	1509.2	1139.8	939.3	800.6	401.3	401.8	247.3	67.9	25.4	69.7	21.3
Aug. 2014	140.2	208.4	158.4	56.7	97.8	15.0	26.0	4.0	1.2	11.4	4.0
Sep. 2014	301.6	444.0	240.0	451.2	12.0	234.5	3.0	4.7	0.0	0.0	0.0
Oct. 2014	41.0	23.0	54.8	0.8	25.6	6.8	23.0	4.0	3.2	Tr.	0.0
Nov. 2014	18.0	9.0	1.5	29.2	7.8	17.4	0.1	0.0	0.0	0.0	0.0
Dec. 2014	0.0	0.0	0.0	0.0	0.0	0.0	0.0	0.0	0.0	0.0	0.0
Jan. 2015	42.0	33.2	30.6	19.9	14.5	16.2	1.4	TR	Nil	Nil	Nil
Aug. 2015	223.7	198.0	19.6	92.7	112.1	132.3	87.4	86.4	0.0	0.0	0.0
Sep. 2015	249.8	133.4	137.5	126.8	70.8	57.8	10.2	66.3	0.0	0.0	0.0
Oct. 2015	243.3	46.7	72.1	3.8	40.0	14.4	11.7	2.0	Tr.	0.0	0.0
Nov. 2015	107.3	18.5	10.6	0.4	3.3	0.0	0.1	0.0	0.0	0.0	Tr.
Dec. 2015	42.2	25.8	31.3	6.0	TR	2.0	TR	0.0	0.0	0.0	0.0
Jan. 2016	46.0	54.4	22.3	28.3	8.0	11.8	2.9	0.0	0.0	0.0	0.0

Contd.

2.2 Rainfall at Selected Stations

(In millimeters)

Stations	Karachi Airport	Pesha- war	D.I. Khan	Saidu Sharif	Gilgit	Quetta (Samungli)	Zhob (Fortsande- man)	Khuzdar	Punj- goor	Dalbadin
Height in meters above sea level	21	359	173	961	1459	1600	1405	1231	980	848

Year/month

2010	373.0	839.0	756.0	1465.1	214.6	102.0	279.0	159.0	54.0	20.0
2011	290.6	568.0	281.0	853.7	158.7	246.5	40.5	286.6	138.0	64.9
2012	152.0	480.0	450.0	803.0	110.0	410.0	47.0	167.0	33.0	160.0
2013	169.0	551.0	327.0	954.0	153.0	53.0	66.0	479.0	101.0	23.0
2014	30.7	326.3	249.7	658.1	78.2	97.0	173.7	201.9	61.8	17.3
Aug. 2014	9.9	54.0	2.7	94.4	17.0	0.0	8.0	21.8	0.0	0.0
Sep. 2014	1.4	4.0	4.2	71.9	22.4	0.0	22.0	0.0	0.0	0.0
Oct. 2014	0.0	46.0	8.0	96.2	33.7	0.0	2.5	0.0	0.0	0.0
Nov. 2014	4.6	1.0	6.0	4.0	3.8	6.0	9.5	0.0	0.0	0.0
Dec. 2014	0.0	0.0	0.0	0.0	0.0	0.0	0.0	0.0	0.0	0.0
Jan. 2015	0.3	42.0	9.7	65.3	TR	11.0	26.0	9.8	13.0	6.0
Aug. 2015	1.4	162.3	200.0	81.2	16.3	0.0	40.0	15.2	0.0	0.0
Sep. 2015	TR	25.0	0.0	38.5	28.1	0.0	54.0	0.0	0.0	0.0
Oct. 2015	0.0	55.0	78.0	83.0	6.8	3.0	5.0	13.4	0.0	7.0
Nov. 2015	0.0	55.0	1.0	78.9	12.8	20.2	9.0	0.0	0.0	TR
Dec. 2015	0.0	8.0	2.5	38.1	1.9	4.0	5.0	0.0	0.0	0.0
Jan. 2016	0.0	23.0	NR	NR	7.9	0.0	0.0	0.0	0.0	0.0

N.R = Not received

TR = Trace (Rainfall less than 0.1 mm)

Source: Pakistan Meteorological Department, Karachi.

3. ENERGY & MINING

3.1 Production of Crude Oil

Unit: Barrels

S.No	Company	Field	Jul,15	Aug,15	Sep,15	Oct,15	Nov,15	Dec,15	Jan., 16	Feb., 16	Cumulative Total from July-February 2016
PUNJAB											
1	OGDCL	BHALSYEDAN	4193	10	48	97	64	45	55	92	4604
2		CHAK NAURANG	12389	5975	11960	13110	14580	13315	13325	11065	95719
3		DAKHNI	23190	24820	23305	7810	15945	26895	22970	23065	168000
4		DHODAK	1223	1183	1122	1098	1036	1030	1258	1361	9311
5		FIMKASSAR	3193	3193	3090	3193	3090	3193	3193	3361	25506
6		KAL	11839	11464	11273	14500	14458	14949	15191	13556	107230
7		MISSAKISWAL	782	3129	1098	652	609	620	726	1207	8823
8		RAJIAN	45565	45210	42695	51030	59170	49493	37870	42090	373123
9		SOGHRI	3040	2960	3000	800	1595	2890	1085	1085	16455
10		SADKAL	1166	1078	1522	1357	1436	1132	1400	1398	10489
11		TOOT	10098	9838	9467	9864	9484	9755	9631	8866	77003
		Sub Total	116678	108860	108580	103511	121467	123317	106704	107146	896263
12	OPL	DHURNAL	2238	19573	20189	23813	9495	12377	10054	12173	109912
13		BHANGALI					150	211	164		
14		RATANA	19664	24116	16388	19264	21627	22489	21289	18405	163242
		Sub Total	21902	43689	36577	43077	31122	35016	31554	30742	273679
15	POL	BALKASSAR	11759	11422	7611	5999	5133	5502	9043	9040	65509
16		BELA	0	0	0	0	0	0	0	0	0
17		DHULIAN	4855	4674	4686	4891	4946	4755	5204	4843	38854
18		KHAUR	136	167	190	190	223	170	160	244	1480
19		JOYAMIR	710	762	744	769	743	769	795	785	6077
20		MINWAL	0	329	0	0	0	0	0	0	329
21		MEYAL	9558	9398	9124	9472	9238	9800	9363	8407	74360
22		PARIWALI	13259	12521	11950	12567	12219	12632	11843	10897	97888
23		PINDORI	9249	8651	9280	8299	7235	7041	6853	6397	63005
24		TURKWAL	768	742	743	768	722	731	792	739	6005
		Sub Total	50294	48666	44328	42955	40459	41400	44053	41352	353507
25	MPCL	GHAURI	20578	26348	26594	27712	26523	25304	20820	17750	191629
26		HALINI	39291	34510	37431	38875	37404	37977	38208	34789	298485
		Sub Total	59869	60858	64025	66587	63927	63281	59028	52539	490114
27	PPL	ADHI	188866	186161	178143	178378	180560	198810	206995	202467	1520380
		Sub Total	188866	186161	178143	178378	180560	198810	206995	202467	1520380
28	Dewan	RODHO SALSABIL	2886	2691	2528	2461	2731	2787	2664	2423	21171
		Sub Total	2886	2691	2528	2461	2731	2787	2664	2423	21171
		TOTAL	440495	450925	434181	436969	440266	464611	450998	436669	3555114
SINDH											
1	BHP	ZAMZAMA	20467	19205	16938	16678	15455	16351	15964	13920	134978
		Sub Total	20467	19205	16938	16678	15455	16351	15964	13920	134978
2	UEPL	AASSU	113821	95927	88016	69802	56349	52856	44217	37066	558054
3		ALI	73	0	103	735	394	335	331	289	2260
4		BACHAL	498	446	282	0	0	0	0	0	1226
5		BAKSH DEEP	2490	2391	1988	1953	1790	1627	1556	1259	15054
6		BUKHARI DEEP	0	19	21	2745	6359	2466	1169	431	13210
7		BIJORO	3796	2850	3149	2721	1235	456	757	544	15508
8		DABHI (South)	2948	2787	2695	2497	2431	2367	2317	2107	20149
9		DABHI (North)	1548	1795	1849	1782	1701	1710	1575	1404	13364
10		DHANI	690	65	0	0	0	0	0	2343	3098
11		GHARO	2340	1924	2670	2026	2552	2645	2618	2325	19100
12		GHUNGRO	3180	2797	2706	2546	2728	2783	2580	0	19320
13		HALIPOTA	4293	4497	4506	4376	4607	3614	3491	4193	33577
14		JABO	3865	3345	4813	4462	4544	4702	7595	2811	36137
15		JAGIR	251	672	775	1370	1265	1228	1232	1206	7999
16		JAN	0	0	0	224	2461	3776	1945	0	8406
17		JARAR DEEP	58	192	187	0	185	0	0	0	622
18		JHABERI SOUTH	41	117	62	0	0	0	0	0	220
19		JOGWANI	721	678	459	351	319	341	228	26	3123
20		KATO	0	17	45	0	0	0	49	234	345
21		KAMAL NORTH	16103	16029	11188	11792	9179	12053	12888	10116	99348
22		KHASKELI	5924	5288	5657	5774	4750	5337	5220	4803	42753
23		KHASKELI DOWN THROWN	793	649	689	637	507	611	594	532	5012
24		KHOREWAH	2414	2564	2978	3039	2496	2503	2741	1800	20535
25		KHOREWAH DEEP	0	0	0	0	0	0	0	54	54

Contd.

3.1 Production of Crude Oil

Unit: Barrels

S.No	Company	Field	Jul,15	Aug,15	Sep,15	Oct,15	Nov,15	Dec,15	Jan., 16	Feb., 16	Cummulative Total from July- February 2016
26		KOLI	716	729	811	185	0	0	0	0	2441
27		KORAI	23605	18740	3862	14857	13831	13739	10861	9770	109265
28		KUMBH	0	0	0	3044	2066	1513	913	799	8335
29		LIMU	0	0	0	10744	4293	1255	409	456	17157
30		LIMU NORTH	0	0	0	0	0	0	0	179	179
31		LAGHARI	167	451	378	0	251	269	273	285	2074
32		LIARI DEEP	94	6	0	0	0	0	0	0	100
33		LODANO	3012	2311	2172	11106	9467	6187	4852	2193	41300
34		LODANO DEEP	5722	7082	4532	3766	4417	3933	3619	4121	37192
35		MAKDUMPUR	1893	1604	241	1011	951	888	1000	4264	11852
36		MAZARI	8093	7355	8113	7766	7515	7710	7160	6667	60379
37		MEYUN ISMAIL DEEP	184	210	174	181	217	229	201	223	1619
38		MEYUN ISMAIL	835	1080	927	913	880	923	845	867	7270
39		MISSRI	1711	1231	2037	1546	1579	1425	1409	1365	12303
40		MOHANO	1591	1460	1485	1392	1251	1475	1254	1192	11100
41		MUBAN	6497	7435	6715	6751	6034	6659	6421	5626	52138
42		MURID	16073	14961	13064	12343	11912	11287	11021	9592	100253
43		NAIMAT BASAL	0	0	0	0	0	0	0	20	20
44		NAIMAT BASAL 2X	2543	1269	1439	1613	1719	1277	1590	275	11725
45		NAIMAT WEST	10890	16005	16775	17196	11351	13777	18884	18382	123260
46		NORTH AKRI	1286	1174	853	1080	1389	1447	1347	1055	9631
47		PANIRO	2203	2313	1981	1870	1854	2094	2042	1964	16321
48		PIARO DEEP	1271	1471	1163	440	642	708	407	200	6302
49		PIARO DEEP BASAL	0	194	958	561	640	683	640	465	4141
50		QABUL	0	0	0	10	0	0	0	0	10
51		RAJANI	0	0	253	0	0	0	0	0	253
52		RAHIM 1 X	10288	10638	9765	7978	9778	10131	10056	9428	78062
53		RAHIM 2X	6931	7456	7218	7913	8346	6252	7806	6948	58870
54		RAHIM NORTH	1220	473	0	0	0	0	0	0	1693
55		SAJAN	321	1258	716	1188	789	810	701	0	5783
56		SAKHI	2628	3006	2546	2825	1785	2822	2443	2385	20440
57		SAKHI DEEP	185	140	151	146	46	30	0	36	734
58		SALEH	31254	35509	50797	51006	45803	43608	29064	19743	306784
59		SAMAN	184	108	110	0	0	290	0	43	735
60		SALAMAT	0	0	72	0	0	0	0	0	72
61		SHEIKHANO	2754	3059	2840	2742	2305	2397	2515	1821	20433
62		SHEIKHANO DEEP	1488	755	358	351	843	209	0	0	4004
63		SOHRAB DEEP	7114	7589	6362	7459	8063	8629	7579	6667	59462
64		SONRO	27649	25407	25086	22890	21216	20221	17197	15453	175119
65		SOUTH BUZDAR DEEP	12950	12148	11012	12073	10795	10719	9799	8896	88392
66		SOUTH MAZARI	8835	8803	8571	8373	7876	8225	8162	7581	66426
67		SOUTH MAZARI DEEP	14804	15545	15653	16533	16374	16180	16497	15388	126974
68		SUHRAT	44	93	136	15	0	0	0	0	288
69		SUMAR DEEP	20584	21453	21337	11012	11647	10817	10302	9614	116766
70		SUTIARI DEEP	3130	5525	5614	5802	4944	5718	5991	5492	42216
71		TAJEDI	2352	2002	2450	2334	2324	2512	2680	2128	18782
72		TANDO GHULAM ALI	347	264	382	390	277	324	419	470	2873
73		TANGRI	1789	2048	1889	2028	1692	2379	2152	1922	15899
74		TANGRI DEEP	406	396	424	360	341	344	318	305	2894
75		THARO	1334	1182	2036	209	544	431	432	1704	7872
76		THEBO	2061	1099	1393	3326	3181	2967	3182	2730	19939
77		TURK	1968	1756	1670	1165	1145	1322	1613	1885	12524
78		TURK DEEP	1037	1124	1115	1138	1456	1716	1158	1169	9913
79		UMER	12837	11475	3541	5047	3111	1945	4159	3923	46038
80		WASAYO	0	0	0	0	0	0	18	0	18
81		ZAUR	5765	6436	5352	7205	10704	9855	6983	5722	58022
		Sub Total	436492	418877	391367	398715	363496	349741	319477	274956	2953121
82	OGDCL	BOBI	17175	11060	13650	13490	12090	12315	12560	11890	104230
83		BALUCH	0	0	0	1380	3715	4865	5270	4955	20185
84		CHAK 2	2885	6876	8164	8405	10175	16860	20430	17848	91643
85		CHAK 7A	825	1025	1050	1020	900	990	1085	1015	7910
86		CHAK 66 NE	1445	640	0	0	0	0	140	0	2225
87		CHAK 63	4370	38008	44167	33306	38390	32695	30880	26405	248221
88		CHAK 63 SOUTH EAST	5960	8099	8590	8850	10930	11140	11780	11055	76404
89		HAKEEM DAHO	15295	23052	20174	15032	18160	17815	16295	17097	142920
90		NIM	1705	1705	1505	1645	1300	1290	1340	875	11365

Contd.

3.1 Production of Crude Oil

Unit: Barrels

S.No	Company	Field	Jul,15	Aug,15	Sep,15	Oct,15	Nov,15	Dec,15	Jan., 16	Feb., 16	Cummulative Total from July- February 2016
91		NUR BAGHLA	1885	1875	1690	1720	1635	1725	1645	1363	13538
92		NOORAI JAGR	0	0	365	1435	5500	10745	9910	8170	36125
93		JAKHRO	5105	9390	9895	7415	9138	7235	3705	3465	55348
94		JARWAR	8365	7945	7060	7470	6870	6770	6095	5590	56165
95		KUNNAR	100710	96986	66780	84111	81450	84165	84810	106775	705787
96		KUNNAR PASAKHI DEEP	30845	30905	22882	28962	28895	29085	32490	19575	223639
97		LASHARI CENTRE	19950	17160	16805	17160	16695	17405	17140	16265	138580
98		MISSAN	3505	3505	3390	3505	3425	3505	3475	3305	27615
99		MOLLAN N	2440	2460	2360	2460	2380	2440	2460	2280	19280
100		PALI DEEP	16210	14210	12510	12190	11670	11250	4135	0	82175
101		PASAKI	104740	103750	102500	105885	101040	106865	106015	99560	830355
102		PASAKI N	14070	13875	13660	14165	13720	14300	14090	13160	111040
103		PASAKI NORTH EAST	9125	8935	8625	9075	8685	9150	9150	8485	71230
104		QADIR PUR	18405	15248	15365	18781	18781	19720	15580	15392	137272
105		SONO	20080	15155	14530	15150	14640	16870	20735	19305	136465
106		TANDO ALAM	19595	20040	19435	20235	19585	20210	20055	17230	156385
107		THORA	12200	12310	12055	12425	12130	12530	12945	12785	99380
		Sub Total	436890	464214	427207	445272	451899	471940	464215	443845	3605482
108	PPL	ADAM	2857	2627	3748	3818	3127	1139	0	0	17316
109		ADAM WEST	0	0	0	0	496	1083	1705	1476	4760
110		KANDH KOT	236	346	265	295	410	602	1000	595	3749
111		KINZA	119	362	139	0	0	0	0	0	620
112		SHAH DAD	0	0	1708	2390	2493	3048	3017	2824	15480
113		MAZARANI	318	312	282	291	263	394	391	303	2554
		Sub Total	3530	3647	6142	6794	6789	6266	6113	5198	44479
114	OMV	LATIF	2088	2710	2400	2099	2422	2155	1833	1511	17218
115		MIANO	1507	2137	1168	1359	985	1607	1227	1375	11365
		Sub Total	3595	4847	3568	3458	3407	3762	3060	2886	28583
116	MPCL	MARI	2528	2261	2163	1556	1256	1000	1187	738	12689
117		SUJJAL	4091	4003	4003	3886	3857	3276	3000	2139	28255
118		SUJAWAL	1272	1402	1402	1387	1311	1501	2500	2868	13643
		Sub Total	7891	7666	7568	6829	6424	5777	6687	5745	54587
119	Eni(Pak)	BHIT	9693	8942	8201	9082	8424	8368	10075	9318	72103
120		BADHRA	1614	1396	1256	1398	1441	1622	1642	1504	11873
121		KADANWARI	927	775	662	825	750	1162	800	725	6626
		Sub Total	12234	11113	10119	11305	10615	11152	12517	11547	90602
122	OMV Maurice	MEHAR	45444	39177	35770	38257	35322	32090	27026	31585	284671
123		SAQIB	0	0	0	0	0	0	0	0	0
		Sub Total	45444	39177	35770	38257	35322	32090	27026	31585	284671
		TOTAL	966543	968746	898679	927308	893407	897079	855059	789682	7196503
	KHYBER .P.K										
1	OGDCL	CHANDA	47510	44520	52110	42955	54625	50230	47940	43340	382330
2		NASPHA	622640	578348	598410	609451	582183	591862	585567	542835	4711296
3		MELA	61610	60970	57945	61130	59570	102262	104125	90890	598502
		Sub Total	731760	683838	708465	713536	696378	744354	737632	677065	5693028
4	MOL	MANZALAI	24844	24365	22223	20411	16782	17774	16154	15376	157929
5		MAMIKHEL	22847	23590	21573	22607	19533	20395	18739	17320	166604
6		MARAMZAI	101525	137845	138726	146102	144193	152975	151111	142786	1115263
7		MAKORI	1036	758	893	1414	1182	1052	947	838	8120
8		MAKORI EAST	438633	268518	374750	453665	484339	485740	470792	447494	3423931
		Sub Total	588885	455076	558165	644199	666029	677936	657743	623814	4871847
		TOTAL	1320645	1138914	1266630	1357735	1362407	1422290	1395375	1300879	10564875
	BALUCHISTAN										
1	OGDCL	UCH	1463	1343	1108	794	987	1092	1682	1244	9713
		Sub Total	1463	1343	1108	794	987	1092	1682	1244	9713
2	MPCL	ZARGHUN SOUTH	337	325	311	329	269	296	374	314	2555
		Sub Total	337	325	311	329	269	296	374	314	2555
3	PPL	SUI	981	1024	1468	1296	2125	3143	2893	3209	16139
		Sub Total	981	1024	1468	1296	2125	3143	2893	3209	16139
		TOTAL	2781	2692	2887	2419	3381	4531	4949	4767	28407
		GRAND TOTAL	2730464	2561277	2602377	2724431	2699461	2788511	2706381	2531997	21344899

3.2 Production of Natural Gas

(MCFT)

S.No.	Company	Field	Jul,15	Aug,15	Sep,15	Oct,15	Nov,15	Dec,15	Jan., 16	Feb.,16	Cummulative Total from July 2015
PUNJAB											
1	OGDCL	DAKHNI	861.38	867.23	834.57	305.46	653.44	839.93	836.43	728.13	5926.57
2		BAHU	265.47	250.01	228.88	222.27	194.58	182.59	164.47	139.46	1647.73
3		FIMKASSAR	3.26	3.26	3.15	3.26	3.15	3.26	3.26	3.05	25.65
4		DHODAK	109.70	103.50	94.50	93.90	93.10	101.50	103.70	95.70	795.60
5		KAL	2.18	2.26	2.06	2.21	2.16	2.22	2.20	2.00	17.29
6		MISSAKISWAL	3.10	6.77	2.88	2.40	2.03	1.70	1.62	2.49	22.99
7		NANDPUR/PANJPIR	296.21	305.88	299.71	313.48	241.73	343.53	351.70	330.37	2482.61
8		RAJIN	21.74	21.10	20.56	21.05	20.08	20.10	19.31	18.00	161.94
9		SOGHRI	352.86	350.34	345.27	84.55	212.84	240.18	202.43	258.77	2047.24
10		TOOT	25.89	25.60	24.88	24.95	24.39	24.15	29.28	27.84	206.98
11		SADKAL	37.15	31.22	49.88	47.96	42.68	40.80	43.22	33.86	326.77
		SUB TOTAL	1978.94	1967.17	1906.34	1121.49	1490.18	1799.96	1757.62	1639.67	13661.37
12	OPL	DHURNAL	7.94	52.13	59.50	69.48	27.69	32.31	31.49	35.39	315.93
13		BHANGALI	0.00	0.00	0.00	0.00	0.00	0.00	1.24	1.44	2.68
14		RATANA	371.46	465.45	356.36	420.36	465.23	476.17	444.59	387.38	3387.00
		SUB TOTAL	379.40	517.58	415.86	489.84	492.92	508.48	477.32	424.21	3705.61
15	POL	BALKASSAR	1.99	1.95	1.39	1.18	1.74	0.98	1.57	1.51	12.31
16		BELA	0.00	0.00	0.00	0.00	0.00	0.00	0.00	0.00	0.00
17		DHULIAN	72.85	72.85	70.46	72.85	70.50	72.85	72.85	68.15	573.36
18		MEYAL	80.40	80.23	77.39	80.62	77.93	78.89	80.19	75.48	631.13
19		PARIWALI	201.24	202.83	192.48	191.16	176.27	163.69	159.95	146.05	1433.67
20		PINDORI	27.90	27.10	30.18	29.05	23.14	19.40	19.95	18.81	195.53
21		TURKWAL	1.55	1.55	1.49	1.53	1.50	1.54	1.55	1.45	12.16
		SUB TOTAL	385.93	386.51	373.39	376.39	351.08	337.35	336.06	311.45	2858.16
22	PPL	ADHI	1265.00	1227.20	1274.46	1389.00	1453.00	1626.00	1446.00	1568.00	11248.66
		SUB TOTAL	1265.00	1227.20	1274.46	1389.00	1453.00	1626.00	1446.00	1568.00	11248.66
23	MPCL	HALINI	31.07	26.33	28.73	32.35	33.34	28.40	28.43	22.93	231.58
		SUB TOTAL	31.07	26.33	28.73	32.35	33.34	28.40	28.43	22.93	231.58
24	DEWAN	RODHO(SALSABIL)	415.69	409.79	392.24	400.57	385.50	392.65	380.10	340.20	3116.74
		SUB TOTAL	415.69	409.79	392.24	400.57	385.50	392.65	380.10	340.20	3116.74
		TOTAL	4456.03	4534.58	4391.02	3809.64	4206.02	4692.84	4425.53	4306.46	34822.12
SINDH											
1	BHP	ZAMZAMA	4219.96	3978.43	3643.89	3574.55	3237.51	3624.43	3575.85	3155.20	29009.82
		SUB TOTAL	4219.96	3978.43	3643.89	3574.55	3237.51	3624.43	3575.85	3155.20	29009.82
2	UEPL	ALI	75.21	0.00	44.55	133.00		90.20	244.96	201.15	789.07
3		AASSU	21.04	19.78	18.85	15.17	10.57	10.51	10.48	4.53	110.93
4		BHATTI/NAKURJI	20.32	19.71	20.10	20.99	19.67	20.12	20.63	18.75	160.29
5		BAQAR DEEP	0.00	0.00	0.00	0.00	0.00	0.00	0.00	0.00	0.00
6		BUKHARI DEEP	13.95	30.58	30.76	20.26	17.84	10.49	14.29	12.46	150.63
7		BACHAL	2.55	2.67	0.79	0.00	0.00	0.00	0.00	0.00	6.01
8		BAKSH DEEP	327.13	257.82	254.07	243.98	214.17	227.21	204.97	166.05	1895.40
9		BIJORO	1.10	1.08	0.98	0.77	0.70	0.80	0.66	0.48	6.57
10		DABHI SOUTH	14.37	12.15	8.21	8.88	9.87	10.91	11.21	10.62	86.22
11		DABHI NORTH	1.19	2.43	1.44	1.08	1.28	2.88	2.30	2.28	14.88
12		DHANI	2.98	0.33	0.00	0.00	0.00	0.00	0.00	0.00	3.31
13		DUPHRI	13.30	13.31	12.32	11.71	11.70	8.10	7.56	1.11	79.11
14		FATEH SHAH NORTH	11.15	9.63	7.74	2.97	0.92	0.00	0.00	0.00	32.41
15		GHUNGRO	2.28	2.04	1.91	1.59	1.62	1.62	1.55	1.23	13.84
16		GHARO	0.69	0.64	0.66	0.55	0.62	0.69	0.65	0.61	5.11
17		GOLARCHI	3.12	16.71	9.96	7.01	10.70	11.50	3.96	6.72	69.68
18		HALIPOTA	12.22	16.06	11.81	10.74	10.83	6.27	5.48	12.93	86.34
19		HAIDER DEEP	4.45	2.94	3.34	0.00	2.87	0.00	1.03	0.00	14.63
20		JABO	6.78	6.89	6.67	7.00	6.84	5.35	4.50	3.91	47.94
21		JARAR DEEP	16.38	18.69	20.27	23.82	18.91	18.76	18.19	16.18	151.20
22		JHABERI SOUTH	0.18	0.49	0.14	0.00	0.00	0.00	0.00	0.00	0.81
23		JOGWANI	12.83	13.99	12.05	12.03	9.03	7.33	4.40	0.82	72.48
24		JAGIR	0.16	0.58	0.86	0.99	0.82	0.82	0.86	0.74	5.83

Contd.

3.2 Production of Natural Gas

(MCFT)

S.No.	Company	Field	Jul,15	Aug,15	Sep,15	Oct,15	Nov,15	Dec,15	Jan., 16	Feb.,16	Cummulative Total from July 2015
25		JALAL	0.00	0.00	0.00	0.00	0.00	0.00	0.00	0.00	0.00
26		JAN	0.00	0.00	0.00	0.00	0.00	0.78	1.22	0.00	2.00
27		KATO	1.14	0.70	1.09	0.95	0.97	0.89	3.61	10.37	19.72
28		KAMAL NORTH -1	87.28	78.60	54.79	55.16	49.21	31.81	17.99	15.53	390.37
29		KAUSAR	58.73	69.63	57.77	48.02	47.33	47.95	42.99	37.40	409.82
30		KHASKHELI	6.20	6.47	6.26	6.47	6.23	6.78	6.95	6.48	51.84
31		KHASKHELI DOWN THROWN	0.72	0.67	0.68	0.69	0.57	0.66	0.64	0.59	5.22
32		KHOREWAH	161.52	146.96	141.55	139.86	127.54	115.22	110.48	95.27	1038.40
33		KHOREWAH DEEP	7.24	4.83	4.65	5.74	5.85	0.79	4.89	2.69	36.68
34		KOLI	11.06	17.70	16.62	5.06	0.00	0.00	0.00	0.00	50.44
35		KORAI	734.79	600.78	110.98	458.93	460.21	432.87	370.78	339.13	3508.47
36		KORAI NORTH	0.00	0.00	0.00	0.10	0.00	0.23	0.00	0.00	0.33
37		KUMBH	0.00	0.00	0.00	157.05	100.89	77.27	62.31	59.00	456.52
38		LAGHARI	0.31	0.68	0.44	0.00	0.00	0.35	0.37	0.18	2.33
39		LODANO	146.62	98.81	43.52	63.54	29.10	23.26	17.26	15.72	437.83
40		LODANO DEEP	10.50	34.27	19.81	29.46	24.27	19.07	14.02	14.56	165.96
41		LIARI	0.00	0.00	0.00	0.00	0.00	0.00	0.00	0.00	0.00
42		LIARI DEEP	9.44	0.38	0.00	0.00	0.00	0.00	0.00	0.00	9.82
43		LIMU	0.00	0.97	0.00	5.64	7.96	4.29	1.00	4.02	23.88
44		LIMU NORTH	0.00	0.00	0.00	0.00	0.00	0.00	0.00	51.91	51.91
45		MAKHDUM PUR	0.00	38.40	32.15	37.07	31.38	27.08	33.58	39.84	239.50
46		MAKHDUM PUR DEEP	6.82	6.71	6.21	5.72	4.67	4.43	4.48	4.84	43.88
47		MAZARI	5.66	7.34	5.03	5.19	4.44	7.35	4.62	5.13	44.76
48		MATLI	1.95	3.26	2.44	0.06	0.40	0.82	0.00	0.00	8.93
49		MALAH	0.00	0.00	0.00	0.00	0.00	0.00	0.00	0.00	0.00
50		MEWA	0.00	0.00	0.00	0.00	0.00	0.00	0.00	0.00	0.00
51		MEYUN ISMAIL DEEP	21.62	22.47	21.70	26.04	55.54	54.42	36.41	28.25	266.45
52		MISSRI	2.50	2.24	2.37	2.39	2.38	2.61	2.56	2.30	19.35
53		MOHANO	1.05	1.19	1.12	1.12	1.05	0.97	1.22	1.15	8.87
54		MUBAN	1.30	1.25	0.94	1.53	2.06	1.93	1.80	1.38	12.19
55		MURID	6.14	5.50	4.75	5.17	4.24	4.19	4.38	3.52	37.89
56		NAIMAT BASAL	48.31	81.66	126.53	92.20	116.43	71.37	83.08	73.21	692.79
57		NAIMAT BASAL 2X	15.13	13.12	10.96	8.01	11.13	8.14	13.08	2.92	82.49
58		NAIMAT WEST	1995.64	2717.84	3751.78	3577.36	3421.29	3166.49	3412.27	3274.15	25316.82
59		NANDO	0.77	3.53	3.68	4.55	3.69	3.62	4.56	4.38	28.78
60		NURPUR DEEP	28.56	27.39	25.92	25.56	22.74	23.65	25.67	22.43	201.92
61		NORTH AKRI	0.27	0.28	0.21	0.20	0.22	0.12	0.47	0.28	2.05
62		PANIRO	0.70	0.77	0.62	1.88	2.08	2.15	1.86	1.62	11.68
63		PIARO DEEP	35.22	31.05	25.63	21.94	19.82	18.49	19.25	13.67	185.07
64		PIARO DEEP BASAL	15.44	48.10	172.28	143.54	127.78	111.74	107.35	87.22	813.45
65		PIR	0.00	0.00	0.00	0.00	0.00	0.00	0.00	0.00	0.00
66		QASIM DEEP	102.77	98.63	99.70	103.72	95.05	97.23	94.00	86.33	777.43
67		RAHIM NORTH	25.64	10.95	1.42	0.00	0.00	0.00	0.87	0.36	39.24
68		RAHIM 1X	70.83	63.32	51.32	45.67	51.32	51.40	52.40	48.85	435.11
69		RAHIM 2X	9.84	10.44	10.08	12.32	13.20	11.80	11.07	14.08	92.83
70		RAJANI	2784.89	3281.22	2995.10	3684.56	4259.50	5189.40	4839.90	4289.80	31324.37
71		RAGNI DEEP	19.85	19.93	16.23	16.85	16.73	12.27	15.41	13.45	130.72
72		SALEH	95.72	83.17	139.56	149.02	120.84	159.80	101.18	77.52	926.81
73		SAKHI DEEP	31.21	32.97	32.54	31.92	30.19	31.90	32.07	28.45	251.25
74		SAKHI SOUTH DEEP	1.19	1.17	1.11	1.10	1.15	1.16	1.17	1.05	9.10
75		SAMAN	2.04	1.59	2.59	2.11	2.81	2.75	1.85	0.59	16.33
76		SALAMAT	991.81	1050.23	922.52	1033.39	1011.51	1030.22	1023.09	789.98	7852.75
77		SAJAN	92.08	129.06	112.40	133.69	130.21	144.79	120.47	0.00	862.70
78		SONRO	59.17	53.16	77.88	262.29	155.39	58.84	40.43	39.12	746.28
79		SOUTH MAZARI	6.38	9.42	6.67	7.08	4.89	11.39	8.06	9.69	63.58
80		SOUTH MAZARI DEEP	19.12	19.16	18.42	22.54	27.15	20.13	28.72	29.00	184.24
81		SOHRAB DEEP	2570.83	2637.75	2085.11	2292.33	2066.89	2103.88	2009.99	1637.11	17403.89
82		SUMAR DEEP	156.39	145.53	112.99	144.69	135.81	185.36	148.98	132.25	1162.00

Contd.

3.2 Production of Natural Gas

(MCFT)

S.No.	Company	Field	Jul,15	Aug,15	Sep,15	Oct,15	Nov,15	Dec,15	Jan., 16	Feb.,16	Cummulative Total from July 2015
83		SOUTH BUZDAR	0.00	0.00	0.00	0.00	0.00	0.00	0.00	0.00	0.00
84		SOUTH BUZDAR DEEP	250.15	223.20	204.74	179.38	161.68	161.12	163.64	145.87	1489.78
85		SHEIKHANO	3.38	4.42	1.64	3.68	0.37	3.42	5.46	3.30	25.67
86		SHEIKHANO DEEP	0.39	0.27	0.15	0.23	3.29	0.33	0.08	0.00	4.74
87		SUTIARI DEEP	1541.34	1612.32	1649.46	1683.79	1599.92	1570.43	1644.98	1443.72	12745.96
88		SUHRAT	32.76	42.87	34.61	32.48	30.61	31.27	32.86	29.05	266.51
89		TANDO GHULAM ALI	50.87	49.58	48.59	48.84	46.41	43.39	44.36	43.78	375.82
90		TANGRI	1.59	2.58	2.51	2.42	2.22	2.33	2.43	2.12	18.20
91		TANGRI DEEP	35.62	32.41	43.28	34.50	21.79	32.22	34.94	23.67	258.43
92		TAJEDI	0.21	0.14	0.15	0.18	0.17	0.10	0.47	0.28	1.70
93		THEBO	104.22	100.94	96.09	72.42	55.47	56.05	46.38	40.26	571.83
94		THARO	390.44	354.46	312.32	149.18	148.95	80.50	19.14	207.81	1662.80
95		TURK	54.03	54.57	52.56	51.25	46.10	53.81	78.59	69.70	460.61
96		TURK DEEP	223.91	207.54	213.35	215.02	198.98	200.27	183.21	162.86	1605.14
97		UMER	253.51	244.58	241.08	234.61	151.84	93.90	102.19	79.59	1401.30
98		USMAN	99.62	82.06	72.82	89.56	86.99	83.82	80.42	85.40	680.69
99		WASAYO						0.00	27.41	151.63	179.04
100		ZAUR	9.43	7.00	6.71	7.49	26.73	22.38	10.38	7.28	97.40
101		ZAUR WEST	0.00	4.58	2.92	1.59	1.41	0.43	1.29	1.17	13.39
102		ZAUR DEEP	2.65	1.43	2.43	1.15	0.00	1.29	0.39	0.25	9.59
		SUB TOTAL	14079.89	15194.72	14791.01	16209.79	15746.00	16254.73	15977.11	14375.08	122628.33
103	ENI(PAK)	BHIT	6577.41	6372.22	5977.36	6055.45	5851.85	5828.58	5480.95	4909.82	47053.64
104		BADHRA	4388.44	4266.28	4024.21	4052.38	3839.24	3848.79	3687.61	3390.21	31497.16
105		LUNDALI	0.00	0.00	0.00	0.00	0.00	0.00	0.00	0.00	0.00
106		KADANWARI	2511.47	2497.47	2196.06	2325.33	2165.90	2165.90	2102.71	1765.22	17730.06
		SUB TOTAL	13477.32	13135.97	12197.63	12433.16	11856.99	11843.27	11271.27	10065.25	96280.86
107	MPCL	KOONJ-1A	34.85	36.05	35.24	35.47	34.46	35.07	33.05	28.22	272.41
108		SUJJAL	397.38	395.46	329.55	390.77	385.08	326.65	296.91	225.55	2747.35
109		SUJAWAL	169.38	157.73	169.95	167.98	161.03	179.50	275.06	309.39	1590.02
110		MARI	19380.13	19204.45	18662.86	17849.43	16082.84	18091.64	18223.93	17664.15	145159.43
		SUB TOTAL	19981.74	19793.69	19197.60	18443.65	16663.41	18632.86	18828.95	18227.31	149769.21
111	OGDCL	BOBI	264.66	157.52	173.40	175.50	166.50	172.05	171.64	160.95	1442.22
112		BALUCH	0.00	0.00	0.00	11.10	30.50	44.90	52.17	55.10	193.77
113		CHAK 2	55.51	86.65	97.50	121.75	162.65	285.07	364.96	357.79	1531.88
114		CHAK 7A	6.99	7.13	12.71	17.91	19.55	19.70	22.84	23.66	130.49
115		CHAK 63	56.61	148.08	185.45	173.18	167.73	131.78	129.25	137.26	1129.34
116		CHAK 63 SOUTH EAST	34.95	62.37	81.64	68.75	78.52	71.86	80.13	97.61	575.83
117		CHAK 66NE	13.72	5.94	0.00	0.00	0.00	0.00	5.84	0.00	25.50
118		HAKEEM DAHO	392.27	474.70	429.65	312.05	379.24	424.68	351.15	391.97	3155.71
119		DACHRAPUR	286.09	284.67	274.28	282.09	271.81	245.81	243.84	229.65	2118.24
120		JAKHRO	175.58	233.75	221.73	163.70	208.89	160.68	93.85	59.18	1317.36
121		NUR BAGHLA	141.28	134.28	124.20	119.28	108.40	108.38	102.68	93.90	932.40
122		NOORAI JAGIR	0.00	0.00	18.35	42.01	103.34	183.21	197.29	176.02	720.22
123		NIM	44.67	43.73	41.67	42.65	37.35	33.42	33.33	27.51	304.33
124		KUNNAR	567.15	560.85	377.55	399.75	387.60	400.52	400.52	382.76	3476.70
125		KUNNAR PASAKHI DEEP	3251.56	3517.67	2793.32	3469.61	3364.26	3205.64	3573.44	2212.18	25387.68
126		SARI HUNDI	51.85	49.62	50.94	52.50	45.34	39.85	37.48	30.64	358.22
127		PAKHRO	0.00	0.00	0.00	0.00	0.00	0.00	0.00	0.00	0.00
128		QADIRPUR	11840.73	11047.91	11445.88	11702.44	11302.25	11541.45	11479.64	10151.73	90512.03
129		PASAKHI	20.62	20.62	19.95	20.62	19.95	20.62	20.63	19.29	162.30
130		MARU-RETI	459.68	459.55	445.59	415.14	435.77	440.33	428.16	385.92	3470.14
		SUB TOTAL	17663.92	17295.04	16793.81	17590.03	17289.65	17529.95	17788.84	14993.12	136944.36
131	OMV	MIANO	2805.00	3070.00	2697.00	2789.00	2714.00	2757.00	2845.00	3390.00	23067.00
132		LATIF	2599.00	3396.00	3182.00	3234.00	3042.00	2849.00	2648.00	2220.00	23170.00
133		SAWAN	2843.00	2827.00	2651.00	2671.00	2553.00	2596.00	2555.00	2471.00	21167.00
134		TAJJAL	177.00	178.00	175.00	160.00	132.00	45.00	95.00	85.00	1047.00
		SUB TOTAL	8424	9471	8705	8854	8441	8247	8143	8166	68451
135	PPL	CHACHAR	106.00	93.86	99.72	105.00	79.00	74.00	100.00	82.00	739.58

Contd.

3.2 Production of Natural Gas

(MCFT)

S.No.	Company	Field	Jul,15	Aug,15	Sep,15	Oct,15	Nov,15	Dec,15	Jan., 16	Feb.,16	Cummulative Total from July 2015
136		ADAM	537.00	433.43	547.29	528.00	199.00	70.00	0.00	0.00	2314.72
137		ADAM WEST	0.00	0.00	0.00	0.00	340.00	506.00	585.00	542.00	1973.00
138		KANDHKOT	5803.00	5555.00	5377.71	5597.00	4505.00	2811.00	3952.00	2986.00	36586.71
139		KINZA	74.00	70.38	30.45	0.00	0.00	0.00	0.00	0.00	174.83
140		SHAHDAD	0.00	0.00	139.36	226.00	211.00	239.00	235.00	223.00	1273.36
141		MAZRANI	137.00	116.77	128.00	131.00	126.00	128.00	129.00	118.00	1013.77
		SUB TOTAL	6657.00	6269.44	6322.53	6587.00	5460.00	3828.00	5001.00	3951.00	44075.97
142	PEL	BADAR	370.61	376.37	358.35	369.42	352.38	356.88	355.63	322.29	2861.93
143		BLOCK-22	241.35	251.75	236.43	266.68	259.48	254.27	304.57	263.37	2077.90
		SUB TOTAL	611.96	628.12	594.78	636.10	611.86	611.15	660.20	585.66	4939.83
144	HYCARBEX	HASEEB	0.00	0.00	0.00	0.00	0.00	0.00	0.00	0.00	0.00
		SUB TOTAL	0.00	0.00	0.00	0.00	0.00	0.00	0.00	0.00	0.00
145	POGC	REHMAN	287.75	173.27	289.09	285.72	272.72	277.75	278.79	257.96	2123.05
		SUB TOTAL	287.75	173.27	289.09	285.72	272.72	277.75	278.79	257.96	2123.05
146	OMV MAURICE	SAQIB	0.00	0.00	0.00	0.00	0.00	0.00	0.00	0.00	0.00
147		MEHAR	741.99	628.63	560.46	570.55	531.80	447.35	380.48	422.84	4284.10
		SUB TOTAL	741.99	628.63	560.46	570.55	531.80	447.35	380.48	422.84	4284.10
		TOTAL	86145.53	86568.31	83095.80	85184.55	80110.94	81296.49	81905.49	74199.42	658506.53
		K.P.K									
1	OGDCL	CHANDA	95.74	91.27	111.20	91.57	90.37	92.71	97.71	85.14	755.71
2		NASHPA	2579.36	2428.11	2576.93	2658.68	2572.61	2624.74	2629.66	2459.67	20529.76
3		MELA	327.39	320.36	296.26	311.88	304.84	504.13	521.40	473.29	3059.55
		SUB TOTAL	3002.49	2839.74	2984.39	3062.13	2967.82	3221.58	3248.77	3018.1	24345.02
4	MOL	MAKORI	27.90	23.11	27.00	31.89	29.10	28.58	26.86	24.47	218.91
5		MAKORI EAST	2254.21	1390.29	1968.48	2396.25	2556.10	2624.15	2527.89	2420.02	18137.39
6		MAMIKHEL	973.80	971.44	949.00	1002.16	949.93	969.54	953.95	880.93	7650.75
7		MANZALAI	1951.11	1778.91	1523.77	1492.55	1352.48	1376.76	1350.22	1246.65	12072.45
8		MARAMZAI	3050.07	3717.23	3898.00	4014.69	3920.06	4052.62	4064.61	3801.16	30518.44
		SUB TOTAL	8257.09	7880.98	8366.25	8937.54	8807.67	9051.65	8923.53	8373.23	68597.94
		TOTAL	11259.58	10720.72	11350.64	11999.67	11775.49	12273.23	12172.30	11391.33	92942.96
		BALUCHISTAN									
1	OGDCL	LOTI	568.89	550.63	563.92	684.95	744.70	755.24	750.77	637.59	5256.69
2		PIRKOH	410.35	400.28	388.30	391.02	356.80	361.40	363.60	319.80	2991.55
3		UCH	12377.80	12699.30	11666.20	8914.60	11618.80	12990.40	11625.20	9487.60	91379.90
		SUB TOTAL	13357.04	13650.21	12618.42	9990.57	12720.30	14107.04	12739.57	10444.99	99628.14
4	MPCL	ZARGHUM SOUTH	437.14	420.94	379.94	408.57	337.07	372.82	367.12	336.52	3060.12
		SUB TOTAL	437.14	420.94	379.94	408.57	337.07	372.82	367.12	336.52	3060.12
5	PPL	SUI	13328.00	13437.48	12839.10	13350.00	13244.00	13826.00	14062.00	12768.00	106854.58
		SUB TOTAL	13328.00	13437.48	12839.10	13350.00	13244.00	13826.00	14062.00	12768.00	106854.58
		TOTAL	27122.18	27508.63	25837.46	23749.14	26301.37	28305.86	27168.69	23549.51	209542.84
		GRAND TOTAL	128983.32	129332.24	124674.92	124743.00	122393.82	126568.42	125672.01	113446.72	995814.45

3.3 Company wise Production of Crude Oil and Natural Gas for the month of February, 2016

Name of Company	Crude Oil (US Barrel)	Number of Oil Fields	% Share in Total Production	Natural Gas (MCFt)	Number of Gas Fields	% Share in Total Production
OGDCL	1229300	40	48.55	30095.88	35	26.53
PPL	210874	7	8.33	18287	8	16.12
MPCL	58598	6	2.31	18586.76	6	16.38
UEPL	274956	64	10.86	14375.08	84	12.67
OMV	2886	2	0.11	8166.00	4	7.20
BHP	13920	1	0.55	3155.2	1	2.78
Eni(Pak)	11547	3	0.46	10065.25	3	8.87
OMV Maurice	31585	1	1.25	422.84	1	0.37
OPL	30742	3	1.21	424.21	2	0.37
POL	41352	8	1.63	311.45	6	0.27
Dewan	2423	1	0.10	340.2	1	0.30
MOL	623814	5	24.64	8373.23	5	7.38
Hycarbex	-	-	-	0	1	0.00
POGC	-	-	-	257.96	1	0.23
PEL	-	-	-	585.66	2	0.52
Total	2531997	141	100	113446.72	160	100

3.4 Province wise Production of Crude Oil and Natural Gas for the month of February, 2016

Province	Crude Oil (US Barrel)	Number of Oil Fields	% Share in Total Production	Natural Gas (MCFt)	Number of Gas Fields	% Share in Total Production
Punjab	436669.0	26	17.2	4306.5	22	3.8
Sindh	789682.0	104	31.2	74199.4	125	65.4
KPK	1300879.0	8	51.4	11391.3	8	10.0
Balochistan	4767.0	3	0.2	23549.5	5	20.8
Total	2531997.0	141	100.0	113446.72	160	100.0

Source: Directorate General of Petroleum concession
M/O Petroleum & Natural Resources Islamabad.

3.5 Production of Crude Oil, Natural Gas and Electricity

Year / Month		Crude Oil (000 Barrels)	Natural Gas (MCFT)	Total (Elec. Gen. Mn.Kwh)	Hydel	Thermal	Renewable	Nuclear
2010-11		24041	1471590	86873	31781	52376	----	2716
2011-12		24573	1558960	67272	28431	53571	----	5270
2012-13		27841	1505839	86190	29687	51950	----	4553
2013-14		31585	1493686	101524	31698	64924	----	4902
2014-15		34490	1465758	100318	32286	62415	802**	5617
2015	Feb	2674	109684	6229	1935	3815		479
	Mar	2945	123283	6765	1336	4895		534
	Apr	2839	119037	7242	1457	5277		508
	May	2799	125035	9680	3347	5799		534
	Jun	2682	122819	10345	3937	5920		488
	Jul	2730	129017	10844*	4497	5816	23	508
	Aug	2561	129332	10599*	4353	5955	34	257
	Sep	2602	124675	9899*	4112	5539	25	223
	Oct	2724	124743	8046*	2467	5317	14	248
	Nov	2699	122489	6506*	2266	3958	11	271
	Dec	2788	126568	7132*	1754	5107	11	260
2016	Jan	2706	125671	7204*	837	6026	9	332
	Feb	2532	113447	6824*	2166	4171	14	473

*= Provisional

**= Figure taken from Hydrocarbon Development Institute of Pakistan

Source i) Directorate General of Petroleum concession
M/O Petroleum & Natural Resources Islamabad
ii) Electricity Generating Establishments

3.6 Mineral Production

(Thousand Tonnes)

Year / Month	Marble	Arg Clay	Silica Sand	Gypsum	Lime Stone	Ordinary Stone(MT)	Rock Salt	Coal	Copper (MT)	Copper Blister (MT)	
2010-11	1133	4484	301	885	32021	6685	1954	3292	-	15672	
2011-12	1751	4562	270	1260	35016	6540	2136	3179	-	17931	
2012-13	2360	4513	356	1250	38932	4890	2160	2813	-	12285	
2013-14	2591	4935	268	1322	36463	2895	2220	3311	500	6538	
2014-15	2462	5097	269	1417	39819	2155	2136	3407	149	282161	
2015	Feb	111	330	39	118	3157	160	139	295	-	-
	Mar	295	633	27	86	3479	150	119	296	-	-
	Apr	314	507	20	117	3793	150	151	301	-	-
	May	284	564	24	148	3734	200	202	306	-	-
	Jun	209	425	28	118	3452	-	224	244	-	-
	Jul	190	300	20	156	4202	250	307	216	-	2389
	Aug	318	449	35	137	3189	300	309	237	-	0
	Sep	295	481	32	177	3836	80	304	269	-	0
	Oct	292	442	37	155	4011	0	278	299	-	0
	Nov	397	499	34	165	3809	0	295	201	-	0
	Dec	394	444	36	178	4418	0	263	288	-	0
2016	Jan	530	360	26	134	6414	150	204	452	-	0
	Feb	608	401	35	143	3866	160	145	319	-	0

* = Provisional
r = Revised

Source: Provincial Directorates of Mines & Minerals Punjab, Sindh, KPK, Balochistan & FATA.

3.6 Mineral Production

(Tonnes)

Year / Month	Iron ore	Bauxite	Barytes	Bentonite	Celestite	China Clay	Chalk	Chromite	Dolomite	Laterite	
2010-11	329100	9033	31836	30840	607	16055	1100	148034	240111	298994	
2011-12	384893	30223	48510	16520	170	21555	2749	179203	198392	293625	
2012-13	408604	25288	118471	26077	550	22917	810	136443	335819	328067	
2013-14	192749	31156	132433	40650	436	16191	1005	83447	592918	380166	
2014-15	328915	24689	204735	22703	1694	18956	515	100516	223117	392347	
2015	Feb	32358	1930	9784	1286	-	3088	-	6585	7289	27368
	Mar	26611	2605	3840	1753	-	773	-	8969	7660	30460
	Apr	22979	2362	3765	1799	-	1518	-	9377	8215	38430
	May	18785	1826	3456	1132	-	2435	-	10987	10570	41134
	Jun	16851	1787	2940	513	-	2025	0	7993	8218	30837
	Jul	25846	2350	1603	2577	280	720	40	4737	27452	27843
	Aug	17416	3019	3665	2461	56	3383	60	5127	27729	66634
	Sep	25757	1076	779	2903	70	2077	0	6086	23641	49643
	Oct	141766	1225	22529	13862	42	1054	0	9632	37895	61156
	Nov	34923	2713	16138	1358	98	1527	0	10454	73280	51601
	Dec	37849	7596	24942	2531	112	2116	0	9440	29184	89473
2016	Jan	31789	2123	28053	2575	140	1761	0	3706	64579	51127
	Feb	27936	1980	17264	2299	154	1820	0	1905	90168	45113

*= Provisional
r= Revised

Source: Provincial Directorates of Mines & Minerals Punjab,
Sindh, KPK, Balochistan & FATA.

3.6 Mineral Production

Year / Month	Feldspar	Fire Clay	Flourite	Fullers Earth	Magnesite	Magnese	Ocher	Ord Sand/Bajri Sand	Soap Stone	Sulphur	
2010-11	23254	274042	3156	4180	4908	785	36078	-	47561	27645	
2011-12	53235	408187	6859	6906	5444	345	42107	-	55515	25560	
2012-13	38218	454645	13344	4259	6705	290	37769	2141	93214	20610	
2013-14	81858	458037	7500	6397	3770	3945	32634	3500	72234	35672	
2014-15	38568	405565	5917	8005	4611	4790	33909	2490	100724	19730	
2015	Feb	2500	33344	652	821	256	300	5985	-	8592	2157
	Mar	1159	27704	98	897	320	200	3143	-	3917	2356
	Apr	2680	41274	275	968	272	320	5173	-	12140	2200
	May	2492	42765	234	857	96	340	3891	-	12158	148
	Jun	5270	40267	174	808	304	120	1189	-	7413	269
	Jul	12552	46039	150	253	0	64	1906	0	9682	1071
	Aug	22459	53471	290	523	3914	112	3002	0	8563	840
	Sep	19833	40893	1180	2171	4955	0	4285	0	9413	1100
	Oct	16955	37189	1972	498	5275	0	10260	0	9659	327
	Nov	17791	42638	1032	1177	5629	0	7053	3205	11361	623
	Dec	34637	37471	830	656	3010	0	2709	3305	13712	1532
2016	Jan	34697	41447	335	782	2672	0	2360	0	12856	1555
	Feb	31891	34871	562	1487	1366	70	6827	0	14020	1459

* = Provisional

Source: Provincial Directorates of Mines & Minerals Punjab, Sindh, KPK, Balochistan & FATA.

4. HEALTH

4.1(a) Monthly Immunization Coverage Number of doses administered (0-11 months)children during 2015

Month(s)	BCG	OPV-0	OPV-1	OPV-2	OPV-3	IPV
Jan	500400	420626	479192	441150	432747	256175
Feb						
Mar						
Apr						
May						
Jun						
Jul						
Aug						
Sep						
Oct						
Nov						
Dec						
Total	500400	420626	479192	441150	432747	256175

 Contd.

4.1(a) Monthly Immunization Coverage
Number of doses administered (0-11 months)children during 2015

Month(s)	Pentava- lent-1	Pentava- lent-2	Pentava- lent-3	Pneumo-1	Pneumo-2	Pneumo-3	Measles-1
Jan	479872	443510	359992	381540	357924	350808	337893
Feb							
Mar							
Apr							
May							
Jun							
Jul							
Aug							
Sep							
Oct							
Nov							
Dec							
Total	479872	443510	359992	381540	357924	350808	337893

Source : National Institute of Health, Islamabad.

4.1(b) Monthly Immunization Coverage
Number of doses administered (12-23 Months) children during 2016

Month	BCG	OPV-1	OPV-2	OPV-3	Pentava- lent-1	Pentava- lent-2	Pentava- lent-3	Pneumo-1	Pneumo-2	Pneumo- 3	Measles- 2
Jan	291	21	24	35	21	24	35				295654
Feb											
Mar											
Apr											
May											
Jun											
Jul											
Aug											
Sep											
Oct											
Nov											
Dec											
Total	291	21	24	35	21	24	35	0	0	0	295654

BCG = Bacillus of Chalmette and Guerin
 OPV = Oral Polio Vaccine

Source : National Institute of Health, Islamabad.

**4.1(c) Monthly Immunization Coverage
Number of TT doses administered to women during 2016**

MONTH	Pregnant Women					Childbearing age women				
	TT1	TT2	TT3	TT4	TT5	TT1	TT2	TT3	TT4	TT5
Jan	358675	307943	30473	8000	4193	17768	12649	8592	2335	1118
Feb										
Mar										
Apr										
May										
Jun										
Jul										
Aug										
Sep										
Oct										
Nov										
Dec										
Total	358675	307943	30473	8000	4193	17768	12649	8592	2335	1118

TT = Tetanus Toxioid

Source : National Institute of Health, Islamabad.

4.2 Monthly Report on HIV Treatment Centres January, 2016

S. No	Centre Name	Male		Female		Children		Transgender		Total	Total on ART
		Total	On ART	Total	On ART	Total	On ART	Total	On ART		
Federal											
1	PIMS, Islamabad	1835	806	347	237	38	36	7	4	2227	1083
Punjab											
2	Mayo Hospital, Lahore	538	248	63	40	6	1	15	3	622	292
3	Services Hospital, Lahore	292	198	107	83	32	8	0	0	431	289
4	Peaditric Unit, Services Hospital, Lahore	0	0	0	0	232	148	0	0	232	148
5	Shaukat Khanum Hospital, Lahore	243	227	169	148	16	1	0	0	428	376
6	Jinnah Hospital, Lahore	998	532	243	155	0	0	45	26	1286	713
7	DHQ Hospital, Sargodha	452	147	49	22	11	3	0	0	512	172
8	DHQ Hospital, D.G Khan	1259	948	291	214	46	46	4	3	1600	1211
9	Allied Hospital, Faisalabad	836	641	74	64	0	0	1	1	911	706
10	Aziz Bhatti Hospital, Gujrat	573	371	280	207	0	0	0	0	853	578
Sindh											
11	Civil Hospital, Karachi	3159	1265	283	193	27	0	49	18	3518	1476
12	Peaditric Unit, Civil Hospital, Karachi	0	0	0	0	71	42	0	0	71	42
13	Indus Hospital, Karachi	401	214	93	51	0	0	0	0	494	265
14	Aga Khan Hospital, Karachi	0	0	0	0	38	28	0	0	38	28
15	Chanka Medical College Hospital, Larkana	841	461	181	104	16	4	28	12	1066	581
Khyber Pakhtunkhwa											
16	Hayatabad Medical Complex, Peshawar	1526	1085	474	360	77	37	0	0	2077	1482
17	KDA Hospital, Kohat	197	138	95	76	15	10	0	0	307	224
Balochistan											
18	Bolan Medical Complex, Quetta	281	165	55	42	9	11	0	0	345	218
Total		13431	7446	2804	1996	634	375	149	67	17018	9884

Source:- National Aids Control Programme, NIH, Islamabad.

4.3(a) Register Veterinary Medical Practitioner With PVMC- 2016

RVMP Registration for the year of 2016	Male	Female	D.V.M	M.Sc	M.Phil	Ph.D	Total
Jan	58	10	68	Nil	Nil	Nil	68
Feb							
Mar							
Apr							
May							
Jun							
Jul							
Aug							
Sep							
Oct							
Nov							
Dec							
Total	58	10	68	Nil	Nil	Nil	68

Total RVMP Registered since 1st January 2016 to 29th February 2016=176
Total RVMP Registered since 30th May 2000 to 29th February 2016= 10298

Source:- Pakistan Veterinary Medical Council, Islamabad.

4.3(b) Registered Animal Husbandry Graduate With PVMC- 2016

RVMP Registration for the year of 2016	Male	Female	B.Sc. (Hons) A.H	M.Sc.	Ph.D	Total
Jan	Nil	Nil	Nil	Nil	Nil	Nil
Feb						
Mar						
Apr						
May						
Jun						
Jul						
Aug						
Sep						
Oct						
Nov						
Dec						
Total	Nil	Nil	Nil	Nil	Nil	Nil

Total RAHG Registered since 1st January 2016 to 29th February 2016=Nil
 Total RAHG Registered since 30th May 2000 29th February 2016= 486

Source:- Pakistan Veterinary Medical Council, Islamabad.

4.4 Tuberculosis Report (FTI) (Jan- Mar, 2016)

Provinces/Regions	TB Cases NSS+	CDR SS+**	TB All Types			CDR Total	% Treatment Success Rate* (TSR)
			Male	Female	Total		
Punjab	20691	63	27298	26621	53919	81	NA
Sindh	6723	46	8279	8102	16381	54	NA
K.P.K	3272	39	4656	5219	9875	57	NA
Balochistan	877	26	991	1291	2282	34	NA
F.A.T.A	326	23	468	541	1009	34	NA
Gilgit Baltistan	30	7	146	206	352	40	NA
AJK	422	24	655	713	1368	38	NA
ICT	103	28	266	226	492	63	NA
Pakistan	32444	51	42759	42919	85678	66	NA

CDR : Case Deduction Rate
SS+ Sputum Smear Positive

Source: National TB Control Programme NIH, Islamabad.

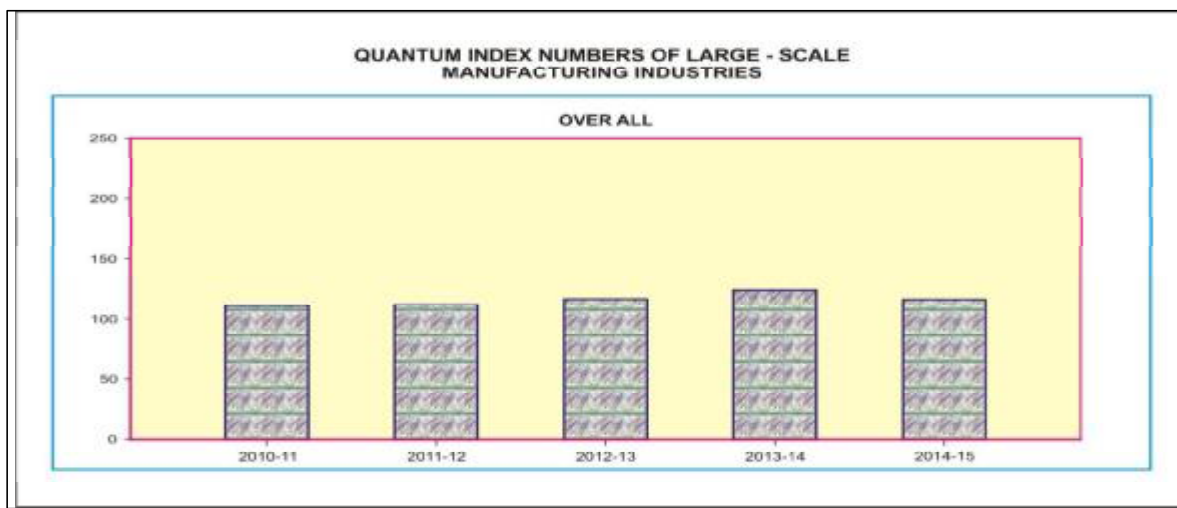
* Available One Year Lag

** Based on revised WHO estimates.

5. MANUFACTURING

5.1 Quantum Index Numbers of Large-Scale Manufacturing Industries

Year/month	Manufacturing (Over all)	Selected Items						
		Vegetable Ghee	Tea Blended	Cigarettes	Cotton Yarn	Cotton Cloth	Jute Goods	Paper & Board
(2005-06=100)								
2010-11	111.14	94.81	103.43	101.97	115.43	112.89	89.16	95.79
2011-12	112.44	95.76	118.91	96.60	116.03	113.23	90.03	116.64
2012-13	117.35	98.88	141.83	105.05	120.16	113.86	98.39	135.35
2013-14	123.68	102.92	160.00	100.54	130.52	114.64	97.34	150.82
2014-15	117.04	102.75	184.39	97.71	131.94	114.73	90.32	145.25
2015 Jan	142.42	101.87	214.91	119.84	131.46	115.05	99.84	95.08
Feb	141.61	98.71	196.11	111.04	131.53	114.25	95.59	111.81
Mar	145.28	99.51	200.92	126.72	132.47	114.98	97.41	135.72
Apr	133.93	102.74	149.83	138.60	132.71	115.05	94.87	130.12
May	127.22	108.10	163.04	127.58	132.97	115.25	86.37	128.06
June	122.60	109.36	161.49	30.87	133.06	114.98	79.67	135.65
July	115.73	105.14	185.89	61.44	133.73	115.55	60.46	88.85
Aug	123.88	108.31	207.58	100.75	133.58	115.51	81.67	148.32
Sep	122.35	104.36	200.28	83.35	133.92	115.38	67.23	136.55
Oct	124.32	109.49	213.53	75.23	134.15	115.44	70.53	147.61
Nov	123.69	105.39	232.75	72.93	133.89	114.85	69.39	127.76
Dec	140.65	109.28	237.15	69.36	133.92	114.98	61.24	112.40
2016 Jan	153.45	110.29	243.23	116.75	133.99	115.05	44.85	146.61



5.1 Quantum Index Numbers of Large-Scale Manufacturing Industries

Year/month	Selected Items				
	Cement	Auto Mobile	Fertilizers		
			Nit Fertilizer	Phos Fertilizer	Total
(2005-2006=100)					
2010-11	154.69	103.80	93.26	126.93	96.29
2011-12	159.22	107.31	93.91	121.21	96.37
2012-13	167.29	93.54	88.40	133.94	92.49
2013-14	169.24	91.15	104.81	137.52	107.75
2014-15	173.37	112.59	108.90	150.60	112.66
2015 Jan	168.97	113.96	106.65	80.65	104.31
Feb	168.20	108.33	94.26	106.71	95.38
Mar	173.76	136.06	109.29	159.16	113.78
Apr	189.66	138.45	111.63	165.89	116.51
May	187.91	136.57	108.77	183.03	115.45
Jun	186.49	129.48	121.11	178.15	126.24
Jul	136.91	114.69	128.20	173.22	132.25
Aug	177.44	141.81	123.63	182.68	128.95
Sep	183.58	127.46	120.87	169.45	125.24
Oct	171.82	133.84	133.38	179.99	137.57
Nov	204.40	134.00	125.39	162.70	128.75
Dec	202.78	126.98	125.59	170.03	129.59
2016 Jan	191.86	143.11	118.53	99.45	116.81

Source:- Ministry of industries.

Contd.

5.2 Production of Manufacturing Items

Year/month	Vegetable Ghee (i)		Sugar (i)		Tea Blended (ii)	
	No. of reporting factories	Production (Tonnes)	No. of reporting factories	Production (Tonnes)	No. of reporting factories	Production (Tonnes)
(2005-06=100)						
2011-12	87	1102861	78	4634093	5	75628
2012-13	87	1138754	78	5073501	5	90201
2013-14	87	1185215	78	5582353	5	101758
2014-15	87	1182971	84	5149776	10	117270
2015 Jan	94	97763	84	1330881	10	11390
Feb	94	94210	84	1329408	10	10394
Mar	94	95498	84	1074206	10	10649
Apr	94	98599	84	312672	10	7941
May	94	103746	84	24696	10	8641
Jun	94	104948	84	0	10	8559
Jul	94	100903	84	0	10	9852
Aug	94	103947	84	0	10	11002
Sep	94	100153	84	0	10	10615
Oct	94	105079	84	0	10	12271
Nov	94	101141	84	8148	10	12326
Dec	94	104879	84	916583	10	12635
2016 Jan	94	105848	84	1441722	10	12891

Contd.

5.2 Production of Manufacturing Items

Year/month	Beverages (i)		Cigarettes (ii)	
	No. of reporting factories	Production (000 litres)	No. of reporting factories	Production (Million Nos.)
2010-11	53	1491978	14	65403
2011-12	53	1813294	14	61954
2012-13	53	2078683	14	67377
2013-14	53	2551646	14	64482
2014-15	48	2955748	7	62667
2015 Jan	48	159905	7	6450
Feb	48	204038	7	5935
Mar	48	228860	7	6773
Apr	48	298195	7	7408
May	48	317731	7	6819
Jun	48	297302	7	1650
Jul	48	338848	7	3284
Aug	48	289213	7	5385
Sep	48	297891	7	4455
Oct	48	269117	7	4021
Nov	48	184941	7	3898
Dec	48	159004	7	3707
2016 Jan	48	163224	7	6240

* In the new base 2005-06 Beverages has been replaced by soft drinks, juices, syrups and squashes and liquors.

Source: (i) Provincial Bureau of Statistics
(ii) Ministry of Industries

5.2 Production of Manufacturing Items

Year/ month	No. of reporting factories	Cotton Textiles (Mills sector)												
		Capacity installed			Capacity worked			Spindle hours worked (Mn. No.)	Looms hours worked (Mn.No.)	Rotors hours worked (Mn.No.)	Consumption of Raw Cotton (Tonnes)	Total Yarn Production (Tonnes)	Surplus Yarn (Tonnes)	Total Production of Cloth(000) (Sq.m)
		No. of Spindles (000)	No. of Looms (000)	No. of Rotors (000)	No. of Spindles (000)	No. of Looms (000)	No. of Rotors (000)							
2011-12	433	11762392	7170	196514	10660925	4900	138775	6401.01	2	40	2964350	2954630	2857.29	1023350
2012-13	447	11945958	7723	213892	10871886	4899	150034	6425.1	2	41	309696	3059976	2960.87	1029090
2013-14	411	13184340	7934	185387	10998890	5890	125420	6601.98	2	41	3372364	3323655	3222.13	1036100
2014-15	411	13184340	7934	185387	11057945	5234	113323	6559.47	2	41	3405727	3359978	3358.35	1036950
2015 Jan	411	13184340	7934	185387	10175814	4930	105961	6527	2	42	230575	278969	249.93	86650
Feb	411	13184340	7934	185387	10167787	4893	105905	6484	2	40	231380	279119	250.16	86050
Mar	411	13184340	7934	185387	10169981	4920	106296	6584	2	41	228850	281119	252.02	86600
Apr	411	13184340	7934	185387	10218429	4903	107277	6574	2	41	222080	281619	251.57	86650
May	411	13184340	7934	185387	10308707	5607	113966	6610	2	41	223070	282169	252.27	86800
Jun	411	13184340	7934	185387	11037945	5234	113323	6559	2	41	236841	282369	252.28	86600
Jul	411	13184340	7934	185387	9896753	4840	102256	6383	2	40	-	283780	275.1	87033
Aug	411	13184340	7934	185387	9897873	4785	103179	6384	2	41	-	283479	274.79	87000
Sep	411	13184340	7934	185387	9893706	4755	104647	6381	2	41	-	284185	275.5	86900
Oct	411	13184340	7934	185387	10001567	4826	108009	6451	2	41	-	284685	276	86950
Nov	411	13184340	7934	185387	10085159	4910	108230	6504	2	41	-	284135	275.45	86500
Dec	411	13184340	7934	185387	10169735	4940	108221	6559	2	41	-	284185	275.5	86600
2016 Jan	411	13184340	7934	185387	10171194	4914	106054	6560	2	40	-	284335	275.65	86650

Source: Textile Commissioner Organization Karachi

Contd.

5.2 Production of Manufacturing Items

Year / month	Cotton Cloth (Mills Sector) (Thousand square metres)															Grand Total
	Fine					Medium					Coarse					
	Grey	Blea- ched	Dyed & Printed	Blen-ded	Total	Grey	Blea- ched	Dyed & Printed	Blended	Total	Grey	Blea- ched	Dyed & Printed	Blended	Total	
2011-12	332778	34566	80544	43324	491212	115062	51629	180058	4842	351591	116798	21582	37534	5542	181456	1024259
2012-13	330442	41820	85695	40890	498847	119658	53870	173116	4551	351195	115010	34699	23524	5815	179048	1029090
2013-14	331866	42582	88206	41322	503976	122718	55810	172038	6834	357400	116574	30150	18442	9558	174724	1036100
2014-15	331986	42702	88326	41442	504456	122838	55834	172146	7266	358084	116706	29154	18058	10492	174410	1036950
2015- Jan	27685	3578	7380	3473	42116	10256	4672	14366	625	29919	9745	2450	1524	896	14615	86650
Feb	27635	3528	7330	3423	41916	10206	4622	14316	575	29719	9695	2400	1474	846	14415	86050
Mar	27681	3574	7376	3469	42100	10252	4668	14362	621	29903	9741	2446	1518	892	14597	86600
Apr	27685	3578	7380	3473	42116	10256	4672	14366	625	29919	9745	2450	1524	896	14615	86650
May	27698	3591	7393	3486	42168	10269	4685	14373	638	29965	9758	2463	1537	909	14667	86800
Jun	27681	3574	7376	3469	42100	10252	4672	14356	621	29901	9741	2446	1520	892	14599	86600
Jul	27717	3610	7412	3505	42244	10288	4708	14392	657	30045	9777	2482	1556	929	14744	87033
Aug	27714	3607	7409	3502	42232	10285	4705	14389	654	30033	9774	2479	1556	926	14735	87000
Sep	27706	3599	7401	3494	42200	10277	4697	14381	646	33301	9766	2471	1548	922	14707	86908
Oct	27710	3603	7405	3498	42216	10285	4701	14385	650	30021	9770	2475	1552	926	14723	86960
Nov	27672	3565	7367	3460	42064	10247	4663	14347	612	29869	9732	2433	1514	888	14567	86500
Dec	27678	3577	7379	3472	42106	10262	4669	14353	618	29902	9739	2439	1520	894	14592	86600
2016 Jan	27681	3580	7382	3475	42118	10265	4672	14356	621	29914	9752	2442	1523	901	14618	86650

Source: Textile Commissioner's Organization.

Contd.

5.2 Production of Manufacturing Items

Year / month	No. of reporting factories	Jute Textiles									Raw Jute consumed (Bales)
		Capacity installed		Capacity worked		Production (Tonnes)					
		No. of Spindles	No. of Looms	No. of Spindles	No. of Looms	Total	Hessian	Sacking	Others		
(2005-2006=100)											
2011-12	8	36172	1851	25085	972	94087	796	5459	716	44661	
2012-13	8	36392	1755	23759	974	102820	1261	7066	1165	57118	
2013-14	5	24200	1091	20185	880	101722	987	4876	1261	41582	
2014-15	5	24544	1092	20607	847	94392	1189	4667	1087	40107	
2015 Jan	5	24544	1092	22448	944	8695	1314	5848	1533	49290	
Feb	5	24544	1092	22563	934	8325	1206	5855	1264	46891	
Mar	5	24544	1092	22305	871	8483	1210	5789	1484	47695	
Apr	5	24544	1092	21505	884	8262	943	5907	1412	47436	
May	5	24544	1092	21505	884	7522	890	5432	1200	47436	
Jun	5	24544	1092	20607	847	6938	1189	4662	1087	40107	
Jul	5	24472	1091	21401	965	5265	1051	3356	858	32743	
Aug	5	24272	1108	21535	866	7112	1408	4509	1195	32676	
Sep	5	24272	1108	22661	892	5855	1073	3713	1069	32676	
Oct	5	24272	1108	20521	800	6142	1285	3331	1526	37681	
Nov	5	24272	1108	20205	799	6043	1248	3296	1499	37185	
Dec	5	24272	1134	20202	816	5333	1383	2829	1121	37158	
2016 Jan	5	24272	1134	19699	825	3906	1381	1646	879	24946	

Contd.

5.2 Production of Manufacturing Items

Year/month	Paper		Paper Board	
	No. of reporting factories	Production (Tonnes)	No. of reporting factories	Production (Tonnes)
2010-11	19	228675	12	206065
2011-12	19	246342	12	283025
2012-13	19	232361	12	381938
2013-14	19	218655	12	465845
2014-15	36	203994	21	515657
2015				
Jan	36	14437	21	21522
Feb	36	16564	21	25723
Mar	36	22031	21	29300
Apr	36	14826	21	34387
May	36	15743	21	32688
Jun	36	17621	21	33684
Jul	36	13993	21	19612
Aug	36	22269	21	33826
Sep	36	19002	21	32642
Oct	36	21161	21	34667
Nov	36	17462	21	30859
Dec	36	19698	21	22811
2016				
Jan	36	18074	21	37374

Contd.

5.2 Production of Manufacturing Items

Year / month	Chemicals (Tonnes)					
	No. of reporting factories	Soda Ash (i)	Caustic Soda (i)	Sulphuric Acid (ii)	Chlorine Gas (ii)	
(2005-2006=100)						
2010-11	2	378048	172031	114773	15157	
2011-12	2	370743	179097	100403	15770	
2012-13	2	366238	182869	89431	15495	
2013-14	2	409148	167465	85348	14960	
2014-15	2	437106	183952	70229	17355	
2015	Jan	2	32396	9778	3507	3143
	Feb	2	29797	12713	3217	1386
	Mar	2	39366	17633	4094	1392
	Apr	2	38229	19809	4945	1237
	May	2	37384	18661	7673	1337
	Jun	2	35870	17796	7135	1337
	Jul	2	38794	21353	4953	1289
	Aug	2	36553	20356	10680	1381
	Sep	2	37488	18968	11726	1402
	Oct	2	39541	17631	6004	1427
	Nov	2	40898	18118	6117	1421
	Dec	2	42260	14014	12608	1518
2016	Jan	2	40618	16390	4982	1364

Contd.

5.2 Production of Manufacturing Items

Year/ month	Chemical Fertilizers (Tonnes) (i)						Paints & Varnishes Solid(ii)		Paints & Varnishes Liquid (ii)	
	No. of reporting factories	Urea	Super Phosphate	Ammonium Nitrate	Nitro Phosphate	Di.Amm. Phosphate	No. of reporting factories	Production (Tonnes)	No. of reporting factories	Production (000 Ltrs.)
(2005-2006=100)										
2010-11	11	4552068	173250	275061	252335	663782	-	25673	-	48924
2011-12	11	4470662	114727	432290	337624	622649	-	23026	-	38371
2012-13	11	4215088	79304	401270	291922	729917	-	28048	-	40528
2013-14	11	4930283	87754	519104	447168	693142	-	37236	-	43077
2014-15	11	5073083	63583	569182	501901	754853	22	48631	20	54028
2015 Jan	14	420147	3900	40475	35873	26818	22	3771	20	4481
Feb	14	368407	930	39387	32009	43511	22	4082	20	4308
Mar	14	430642	1580	42453	34228	71277	22	4655	20	4614
Apr	14	418000	1213	64587	55520	67473	22	5094	20	4723
May	14	395415	7208	74246	65555	71840	22	5063	20	4640
Jun	14	453729	7903	68445	63076	69757	22	5332	20	4944
Jul	14	496092	4792	55730	56682	71024	22	4505	20	4606
Aug	14	467534	5322	62107	65076	72436	22	4526	20	4817
Sep	14	461709	7819	58728	59165	67549	22	4527	20	4747
Oct	14	506885	7281	66803	61677	69942	22	4323	20	4847
Nov	14	498904	7712	45114	33691	71054	22	4628	20	4851
Dec	14	469338	3218	72452	65810	65323	22	4055	20	4750
2016 Jan	14	444915	2928	70534	60717	30048	22	4510	20	4926

Source: (i) M/o. Industries & Production.
(ii) Provincial Bureau of Statistics.

Contd.

5.2 Production of Manufacturing Items

Year/ Month	No. of Reporting Refineries	Petroleum Products (000 Ltrs.)											
		Jet Fuel	Kerosene	Motor Spirit	High Speed Diesel	Diesel Oil N.O.S.	Furnace Oil	Lubri- cating Oil	Jute Batching Oil	Solvent- Neptha	L.P.G.	Petroleum Products N.O.S.	Total Petroleum Products
(2005-2006=100)													
2010-11	4	1054216	143637	1695852	3851414	51700	2566930	221456	3356	1052751	343250	289826	11274387
2011-12	4	890346	156877	1687118	3828574	30230	2282991	234177	3526	923630	341611	264025	10643104
2012-13	4	936028	179871	2056737	4583975	40041	2777820	224823	3489	898671	420457	272492	12394404
2013-14	4	995514	175699	2171499	5088237	60893	3041178	224608	2789	1008195	380597	279584	13428792
2014-15	7	1032079	218450	2195500	5327291	56827	3121192	209475	2666	1382571	382403	296135	1422589
2015 -Jan	4	75438	13303	179911	424553	3047	257822	13546	196	111543	32202	20723	1132284
Feb	4	74965	13931	162833	400250	3146	246058	13062	293	95310	30355	21258	1061461
Mar	4	106019	16010	190592	446868	5992	283817	15864	219	130218	33547	30251	1259397
Apr	4	89118	21748	186913	501255	5770	277082	20076	267	143880	33687	33912	1313709
May	4	91225	21471	192192	502998	5580	281958	20020	287	132841	35058	31700	1315330
Jun	4	87368	18573	185827	489073	3535	273027	19360	255	134963	32924	32977	1277881
Jul	4	79807	23758	189988	461112	6744	271578	20683	125	108261	28356	23816	1214228
Aug	4	89442	23341	194340	451601	3959	262688	17677	266	114278	33458	36078	1227127
Sep	4	92197	13729	201743	484759	2673	284669	18455	124	107141	36241	40783	1282515
Oct	4	88841	9855	198946	454435	3628	304349	20081	219	105934	34386	37307	1257982
Nov	4	88147	12836	193232	433872	3036	249841	20455	123	97235	35582	36623	1172804
Dec	4	99518	16616	194290	464865	2717	288771	19738	163	103605	43794	34505	1268583
2016 Jan	4	89930	13698	151133	388182	3108	262127	21000	82	99283	38599	27148	1094291

Source:- Oil Companies Advisory Committee.

Contd.

5.2 Production of Manufacturing Items

Year/month	Manufacture/Assembly of Automobiles (Nos.) (i)							Bicycles (ii)	
	Cars	Jeeps (4x4)	Light commercial vehicles	Trucks	Buses	Motor Cycles	Tractors	No. of reporting factories	Production (Nos.)

(2005-2006=100)

2010-11	133972	883	19142	2810	490	1638457	70855	5	345272
2011-12	154255	451	20929	2597	568	1649532	48152	5	262096
2012-13	120332	1475	14517	1923	522	1675071	50871	5	232979
2013-14	116281	1217	17477	2674	559	1728137	34524	5	203669
2014-15	152524	1109	28189	4039	575	1777251	48883	3	210931
2015 Jan	13971	64	2082	333	37	145752	3152	3	15089
Feb	11980	75	2589	269	36	142267	4512	3	14840
Mar	16826	78	4091	414	36	147736	3946	3	17881
Apr	16378	87	3674	372	65	152013	5438	3	18173
May	15783	107	3599	541	60	162868	4141	3	18409
Jun	15096	47	3395	345	40	171176	3551	3	18909
Jul	12994	82	3070	323	62	157373	2721	3	15464
Aug	16802	130	3840	426	94	181990	2573	3	16020
Sep	15337	75	3568	378	66	165302	2022	3	15419
Oct	15615	54	3587	353	109	174378	2418	3	16002
Nov	15879	69	3780	399	94	166827	2517	3	17039
Dec	15887	44	3578	447	74	156930	813	3	12668
2016 Jan	17333	73	4313	505	70	183060	1418	3	16466

Source:- (i) Ministry of Industries
(ii) provincial Bureau of Statistics

Contd.

5.2 Production of Manufacturing Items

Year/month	Steel Products (Tonnes) (i)					
	Coke	Pig iron	Billets	H.R. sheets/ strips/plates/ coils	C.R. sheets/ strips/plates/ coils	Galvanized sheets
(2005-2006=100)						
2010-11	301701	433104	1628913	358597	87946	2720
2011-12	192876	249135	1616403	180087	25910	0
2012-13	203359	201489	1638501	136823	14885	0
2013-14	31924	89433	2128300	57114	4131	0
2014-15	275777	265478	2730992	127028	2848	0
2015 Jan	29979	26756	200911	3846	0	0
Feb	14450	20455	250678	10937	1421	0
Mar	32974	44320	240464	11124	0	0
Apr	31204	32345	251471	15457	0	0
May	26776	27306	262017	18045	0	0
Jun	27003	10086	251112	0	0	0
Jul	22646	1509	204258	0	0	0
Aug	13351	0	250000	0	0	0
Sep	10028	0	230000	0	0	0
Oct	11369	0	236000	0	0	0
Nov	0	0	260000	0	0	0
Dec	0	0	255000	0	0	0
2016 Jan	0	0	250000	0	0	0

Source: Ministry of Industries.

Contd.

5.2 Production of Manufacturing Items

Year/month	Cycle Tyres (i)		Cycle Tubes (i)		Motor tyres (i)		Motor tubes (i)		Cement (ii)	
	No. of reporting factories	Production (000 Nos.)	No. of reporting factories	Production (000 Nos.)	No. of reporting factories	Production (000 Nos.)	No. of reporting factories	Production (000 Nos.)	No. of reporting factories	Production (000 MT)
(2005-2006=100)										
2010-11	9	2879	9	6534	4	9222	4	19108	21	28716
2011-12	9	3431	9	6846	4	7011	4	20338	21	29557
2012-13	9	3429	9	7746	4	7864	4	20269	21	31055
2013-14	9	4038	9	8061	4	8802	4	20825	21	31418
2014-15	10	4633	10	8391	8	9058	8	22001	23	32185
2015 Jan	10	417	10	743	8	730	8	1773	23	2614
Feb	10	423	10	745	8	727	8	1778	23	2602
Mar	10	377	10	666	8	775	8	1841	23	2688
Apr	10	365	10	622	8	804	8	1921	23	2934
May	10	349	10	581	8	801	8	2035	23	2907
Jun	10	333	10	552	8	792	8	2060	23	2885
Jul	10	328	10	549	8	772	8	2069	23	2118
Aug	10	338	10	553	8	862	8	2119	23	2745
Sep	10	338	10	573	8	856	8	2117	23	2840
Oct	10	381	10	633	8	786	8	1985	23	2658
Nov	10	378	10	630	8	807	8	2016	23	3104
Dec	10	369	10	619	8	800	8	2014	23	3137
2016 Jan	10	372	10	630	8	812	8	2014	23	2968

Source:(i) Provincial Bureaus' of Statistics. Contd.
(ii) M/o. Industries & Production.

5.2 Production of Manufacturing Items

Year/month	No. of reporting factories	Electric Bulbs (iii) Production (000 Nos.)	No. of reporting factories	Electric Tubes (iii) Production (000 Metres)
2010-11	6	79610	2	1180
2011-12	6	78981	2	1266
2012-13	6	79743	0	0
2013-14	6	75106	0	0
2014-15	7	64753	0	0
2015 Jan	7	4938	0	0
Feb	7	4681	0	0
Mar	7	4371	0	0
Apr	7	3880	0	0
May	7	4298	0	0
Jun	7	5591	0	0
Jul	7	4580	0	0
Aug	7	4823	0	0
Sep	7	4646	0	0
Oct	7	4498	0	0
Nov	7	5257	0	0
Dec	7	4673	0	0
2016 Jan	7	4575	0	0

Source: Provincial Bureaux of Statistics.

Contd.

5.2 Production of Manufacturing Items

Year/month	Sewing Machines		Electric Motors		Electric Transformers		T.V. Sets	
	No. of reporting factories	Production (Nos.)	No. of reporting factories	Production (Nos.)	No. of reporting factories	Production (Nos.)	No. of reporting factories	Production (Nos.)

(2005-2006=100)

2010-11	8	47026	19	10469	7	13691	9	425592
2011-12	8	39603	19	9126	7	23683	9	268801
2012-13	8	32876	19	7539	7	26411	9	462938
2013-14	8	19834	19	9906	7	12175	9	42600
2014-15	8	19272	19	9013	7	24993	9	42455
2015 Jan	8	1881	19	766	7	1440	9	36948
Feb	8	1839	19	755	7	1461	9	36093
Mar	8	827	19	725	7	1510	9	34805
Apr	8	1783	19	749	7	1893	9	33608
May	8	1886	19	731	7	1839	9	35278
Jun	8	2694	19	632	7	1660	9	35267
Jul	8	2269	19	695	7	2333	9	35062
Aug	8	1279	19	737	7	1937	9	37261
Sep	8	1098	19	485	7	2254	9	31905
Oct	8	1379	19	665	7	2199	9	31754
Nov	8	1313	19	705	7	2302	9	41137
Dec	8	1575	19	676	7	3369	9	37852
2016 Jan	8	690	19	518	7	1842	9	41407

Source: (i) M/o. Industries & Production
(ii) Provincial Bureaus of Statistics
(iii) Pakistan Electronic Manufacturer Association (PEMA)

6. MONEY & CREDIT

6.1 Reserve Money

(Million Rupees)

Components	2010-11	2011-12	2012-13	2013-14	2014-15
A. Currency in Circulation	1501411	1673746	1,939,267	2177873	2554749
B. Cash in Tills	104852	110055	110,867	139490	160299
C. Other Deposits with SBP	10145	8899	10,523	13147	15153
D. Bank Deposits	349434	396172	475,648	530746	413234
Reserve Money (A+B+C+D)	1965842	2188872	2,536,305	2861256	3143436
Factor affecting Reserve Money (RM)					
A. Government Sector(1+2)	1222060	1727905	2235863	2432250	1958090
1. Budgetary Borrowings	1200660	1706008	2,212,823	2409794	1935691
2. Others	21400	21897	23,040	22456	22399
B. Non-Govt. Sector (1+2+3)	309342	284061	295,111	494563	397849
1. Claims on Scheduled Banks					
(a+b+c+d+e)	315182	288789	300,649	500041	403671
a. Agriculture Sector	53228	52131	52,278	51923	52026
b. Industrial Sector	41943	42336	41,057	42833	39405
c. Export Sector	190460	164768	177,756	160553	193124
d. Housing Sector	--	--	--		--
e. Others	29551	29554	29,557	244731	119116
2. Claims on NBFIs	18075	19187	18,537	18597	18252
3. Special a/c debt Repayment	-23915	-23915	-24,075	-24075	-24075
C. Other Items (Net)	-179695	-211666	-128,620	-555023	58546
D. Net Domestic Assets (A+B+C)	1351707	1800300	2,402,354	2371790	2414485
E. Net Foreign Assets	614134	388572	133,951	489467	728951
F. Reserve Money (D+E)	1965841	2188872	2,536,305	2861256	3143436

Contd.

6.1 Reserve Money

(Million Rupees)

Components	2015			
	Jan.	Feb.	Mar.	Apr.
A. Currency in Circulation	2370898	2404755	2411394	2449972
B. Cash in Tills	120390	126356	145140	130645
C. Other Deposits with SBP1	11553 r	11656 r	11602 r	14185 r
D. Bank Deposits	541019	483713	430530	534926
Reserve Money (A+B+C+D)	3043859 r	3026479 r	2998666 r	3129729 r
Factor Affecting Reserve Money (RM)				
A. Government Sector(1+2)	1980173 r	1821978 r	1678805 r	1681963 r
1. Budgetary Borrowings	1990485 r	1832482 r	1689019 r	1692251 r
2. Others	-10312 r	-10504	-10214	-10288
B. Non-Govt. Sector (1+2+3)	556558	551848	493378 r	387836
1. Claims on Scheduled Banks(a+b+c+d+e)	562193	557418	499065	393511
a. Agriculture Sector	51500	51495	51467	51456
b. Industrial Sector	43140	41976	42451	42171
c. Export Sector	213710	210103	204373	205043
d. Housing Sector	--	--	--	--
e. Others	253843	253843	200774	94841
2. Claims on NBFIs	18440	18505	18387	18399
3. Special a/c debt Repayment	-24075	-24075	-24075	-24075
C. Other Items (Net)	-37140	6241	182382 r	319046 r
D. Net Domestic Assets (A+B+C)	2499592 r	2380068 r	2354565 r	2388845 r
E. Net Foreign Assets	544268 r	646412 r	644101 r	740884 r
F. Reserve Money (D+E)	3043859 r	3026479 r	2998666 r	3129729 r

Contd.

6.1 Reserve Money

(Million Rupees)

Components	2015			
	May	Jun.	Jul.	Aug.
A. Currency in Circulation	2489368	2554749	2728926	2702297
B. Cash in Tills	136966	160299	166501	145992
C. Other Deposits with SBP1	14235 r	13747 r	13673	13696
D. Bank Deposits	579565	413234	533083	530203
Reserve Money (A+B+C+D)	3220133 r	3142030 r	3442183	3392188
Factor Affecting Reserve Money (RM)				
A. Government Sector(1+2)	2120749 r	1919064 r	2014613	1779814
1. Budgetary Borrowings	2130215 r	1928868 r	2027843	1793385
2. Others	-9466	-9803	-13230	-13571
B. Non-Govt. Sector (1+2+3)	397807	394911 r	391103	370347
1. Claims on Scheduled Banks(a+b+c+d+e)	403448	400734 r	397372	376689
a. Agriculture Sector	51472	52026	52077	52073
b. Industrial Sector	42449	39405	35889	34658
c. Export Sector	199651	193124	193168	173661
d. Housing Sector	--	--	--	--
e. Others	109876	116178 r	116238	116296
2. Claims on NBFIs	18434	18252	17887	17902
3. Special a/c debt Repayment	-24075	-24075	-24156	-24244
C. Other Items (Net)	18277 r	105639 r	283461	491000
D. Net Domestic Assets (A+B+C)	2536833 r	2419615 r	2689177	2641161
E. Net Foreign Assets	683301 r	722415 r	753006	751027
F. Reserve Money (D+E)	3220133 r	3142030 r	3442183	3392188

Contd.

6.1 Reserve Money

(Million Rupees)

Components	2015				2016
	Sep.	Oct.	Nov.	Dec.	Jan.
A. Currency in Circulation	2970420	2864132	2888151	2880189	2943698
B. Cash in Tills	164913	153566	153860	162846	157535
C. Other Deposits with SBP1	13594	13567	13615	14543	15850
D. Bank Deposits	335204	531694	526649	418754	525910
Reserve Money (A+B+C+D)	3484130	3562658	3582275	3476332	3642994
Factor Affecting Reserve Money (RM)					
A. Government Sector(1+2)	1610543	1614683	1593800	1480722	1557573
1. Budgetary Borrowings	1622508	1626689	1605888	1492849	1568140
2. Others	-11965	-12006	-12088	-12127	-10567
B. Non-Govt. Sector (1+2+3)	380338	391345	391705	415632	419841
1. Claims on Scheduled Banks(a+b+c+d+e)	386733	397821	397945	421729	426055
a. Agriculture Sector	52030	51968	51965	51928	51832
b. Industrial Sector	37137	36614	38053	37817	37551
c. Export Sector	184426	196039	210062	229446	234133
d. Housing Sector	--	--	--	--	--
e. Others	113140	113200	97865	102539	102539
2. Claims on NBFIs	17848	17768	18005	18147	182029
3. Special a/c debt Repayment	-24244	-24244	-24244	-24244	-24244
C. Other Items (Net)	619963	715348	752698	677884	799533
D. Net Domestic Assets (A+B+C)	2610844	2721376	2738204	2574238	2776948
E. Net Foreign Assets	873286	841282	844072	902094	866046
F. Reserve Money (D+E)	3484130	3562658	3582275	3476332	3642994

Note: 1) Excluding IMP A/c Nos. 1,2 & SAF A/c loan, counterpart funds and deposits of foreign, government, Central Bank, international organizations and deposit money banks
2) Source agency has made some changes in table Monetary Statistics and renamed as Reserve Money
3) P = Provisional

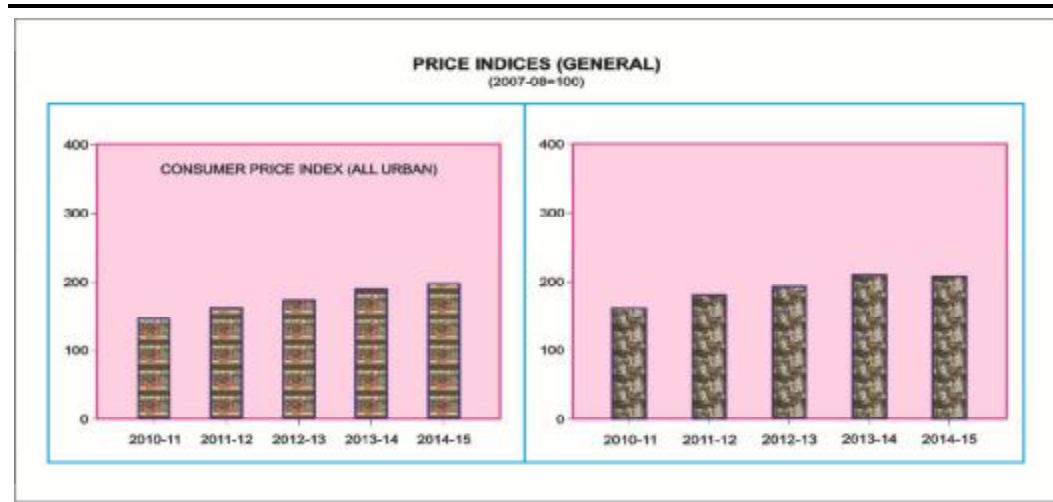
7. PRICE

7.1 Price Indices (General) with Percentage Change

Year / month	Consumer price index (all urban)		Wholesale Price Index	
	index	Annual/monthly rate of change (%)	index	Annual/monthly rate of change (%)

(2007-08 = 100)

2010-11	146.45	13.66	164.17	21.25
2011-12	162.57	11.01	181.29	10.42
2012-13	174.53	7.36	194.61	7.35
2013-14	189.58	8.62	210.48	8.15
2014-15	198.16	4.53	209.85	-0.30
2015 Jan	196.95	0.08	206.11	-1.03
Feb	195.13	-0.92	203.86	-1.09
Mar	195.57	0.23	203.89	0.01
Apr	198.16	1.32	205.65	0.86
May	199.66	0.76	207.92	1.10
Jun	200.89	0.62	210.37	1.18
Jul	201.76	0.43	209.53	-0.40
Aug	202.25	0.68	208.42	-0.93
Sep	202.04	-0.10	207.60	-0.46
Oct	203.03	0.49	208.69	0.53
Nov	204.22	0.59	204.22	-2.14
Dec	203.06	-0.60	207.37	-0.65
2016 Jan	203.49	0.20	206.27	-0.53



7.2 Combined Sensitive Price Indicator (SPI) by Quantile

Year/Month	Quantile					
	Q.1	Q.2	Q.3	Q.4	Q.5	Q.6

(2007-08=100)

2010 - 11	159.47	161.21	160.54	166.27	168.82	164.03
2011 - 12	170.77	174.11	173.67	181.09	185.59	178.67
2012 - 13	184.04	190.29	189.05	190.39	190.78	189.61
2013 - 14	201.15	206.95	208.93	210.70	209.74	208.66
2014 - 15	204.66	210.75	213.79	215.40	212.95	212.61
2015 Jan	201.92	208.09	211.30	212.83	210.03	209.89
Feb	199.92	205.79	208.78	209.92	206.59	206.98
Mar	199.92	205.81	208.83	209.99	206.70	207.05
Apr	200.70	206.77	209.95	211.37	208.40	208.42
May	203.33	209.62	212.99	214.56	211.53	211.48
Jun	205.34	211.83	215.43	217.37	214.82	214.29
Jul	206.04	212.55	216.19	218.21	215.76	215.13
Aug	205.65	211.92	215.53	217.42	214.77	214.33
Sep	206.58	213.25	215.45	219.00	215.80	215.23
Oct	209.02	216.02	216.72	220.94	217.31	217.02
Nov	211.11	218.16	218.97	223.31	219.81	219.37
Dec	209.62	216.87	217.86	222.48	219.50	218.60
2016 Jan	208.21	215.52	216.54	221.24	218.53	217.47

7.3 Combined Consumer Price Index Numbers by Commodity Groups

Year/ month	General	Food & Non - Alcoholic Beverages	Alcoholic Beverages Tobacco	Clothing & Footwear	Housing water, Elec,Gas Fuels	H.hold Equip & Repair, Maintai-	Health	Trans- port	Commun- i-cation	Recre- ation & Culture	Educa- tion	Restau & Hotels	Miscellne- ous goods & services
(2007-08=100)													
2010-11	146.45	164.61	151.64	133.35	135.27	135.59	123.79	149.01	122.47	134.62	128.17	164.04	152.45
2011-12	162.57	182.77	165.01	153.45	146.17	160.28	137.97	171.39	122.94	145.35	143.83	185.82	181.47
2012-13	174.53	195.05	191.02	175.58	151.34	179.87	156.56	186.43	126.16	169.07	156.69	203.63	199.49
2013-14	189.58	211.75	223.38	198.01	164.60	195.85	167.15	195.15	129.76	183.77	172.57	228.61	210.15
2014-15	198.16	217.32	269.93	213.82	174.93	208.68	176.19	187.22	130.09	190.29	196.40	244.58	221.13
2015 Jan	196.95	214.11	266.62	214.32	176.51	209.37	176.97	181.22	130.13	189.63	192.41	244.90	221.30
Feb	195.13	209.81	266.63	214.49	176.51	209.72	177.16	175.39	130.27	189.67	192.41	246.22	222.81
Mar	195.57	210.96	266.63	215.06	176.51	209.89	177.26	175.14	130.27	189.80	192.50	247.22	222.57
Apr	198.16	214.18	266.65	217.17	177.73	211.06	178.21	176.70	130.29	192.74	209.17	247.73	223.99
May	199.66	218.32	268.97	217.58	177.75	210.84	178.22	176.82	130.29	192.98	209.17	248.45	223.08
Jun	200.89	219.66	304.76	218.56	177.76	211.59	178.55	178.59	130.30	192.98	209.17	249.24	223.37
Jul	201.76	219.76	309.83	219.65	179.77	213.53	178.91	178.62	130.35	193.01	209.17	249.70	223.13
Aug	202.25	220.51	309.90	220.27	180.31	214.22	179.01	178.02	130.36	193.03	209.23	250.26	223.88
Sep	202.04	219.41	309.97	220.68	181.10	214.88	179.51	175.60	130.36	193.41	209.22	251.29	224.64
Oct	203.03	220.40	309.96	221.89	182.62	215.49	179.67	175.80	130.36	193.55	209.25	253.30	225.79
Nov	204.22	223.17	312.26	222.75	182.66	215.78	180.59	177.09	130.39	193.66	209.25	254.36	225.02
Dec	203.06	218.28	334.67	223.65	182.69	216.78	180.83	177.69	130.56	193.66	209.31	255.77	226.28
2016 Jan	203.49	216.71	337.14	224.36	185.36	217.23	181.45	177.96	130.61	193.80	209.36	257.11	227.33

**7.4: Consumer Price Index Numbers by Major Groups
and Selected Commodities
(2007-2008=100)**

Item and Specification	Weight	Index Numbers			% Change in Jan., 2016 over		
		Jan., 2016	Dec., 2015	Jan., 2015	Dec., 2015	Jan., 2015	
<i>General</i>	100.0000	203.49	203.06	196.95	+ 0.21	+ 3.32	
<i>Food and non-alcoholic Beverages</i>	34.8343	216.71	218.28	214.11	- 0.72	+ 1.21	
1 Wheat	0.3477	207.61	206.87	207.59	+ 0.36	+ 0.01	
2 Wheat Flour	4.1648	217.29	217.09	219.21	+ 0.09	- 0.88	
3 Wheat Product	0.0959	216.36	216.90	218.94	- 0.25	- 1.18	
4 Besan	0.1500	265.87	263.29	177.30	+ 0.98	+ 49.95	
5 Rice	1.5821	156.97	156.85	186.26	+ 0.08	- 15.73	
6 Cereals	0.1563	244.57	244.30	239.85	+ 0.11	+ 1.97	
7 Bakery & Confectionary	1.1550	210.44	210.23	206.87	+ 0.10	+ 1.73	
8 Nimco	0.4574	245.20	243.73	238.64	+ 0.60	+ 2.75	
9 Meat	2.4303	258.70	257.73	244.17	+ 0.38	+ 5.95	
10 Chicken	1.3596	184.93	179.49	203.62	+ 3.03	- 9.18	
11 Fish	0.2970	223.97	221.24	224.92	+ 1.23	- 0.42	
12 Milk Fresh	6.6800	259.06	258.64	249.59	+ 0.16	+ 3.79	
13 Milk Products	0.6338	250.44	250.23	242.72	+ 0.08	+ 3.18	
14 Milk Powder	0.1129	233.68	232.01	224.95	+ 0.72	+ 3.88	
15 Eggs	0.4555	205.86	208.94	238.54	- 1.47	- 13.70	
16 Mustard Oil	0.0952	154.93	154.57	158.89	+ 0.23	- 2.49	
17 Cooking Oil	1.7538	132.05	133.55	154.81	- 1.12	- 14.70	
18 Vegetable Ghee	2.0714	135.63	136.07	151.78	- 0.32	- 10.64	
19 Dry Fruits	0.2543	261.69	258.78	252.91	+ 1.12	+ 3.47	
20 Fresh Fruits	1.8649	203.36	193.24	203.61	+ 5.24	- 0.12	
21 Pulse Masoor	0.2712	204.23	203.16	190.88	+ 0.53	+ 6.99	
22 Pulse Moong	0.2336	303.36	303.32	312.54	+ 0.01	- 2.94	
23 Pulse Mash (Washed)	0.2098	346.21	336.48	226.86	+ 2.89	+ 52.61	
24 Pulse Gram	0.2361	272.57	271.32	179.94	+ 0.46	+ 51.48	
25 Gram Whole	0.1616	224.00	221.50	181.39	+ 1.13	+ 23.49	
26 Beans	0.0269	233.35	233.87	237.78	- 0.22	- 1.86	
27 Potatoes	0.4776	140.00	198.29	197.47	- 29.40	- 29.10	
28 Onion	0.5417	267.82	312.02	148.71	- 14.17	+ 80.10	
29 Tomatoes	0.4496	123.72	200.23	170.34	- 38.21	- 27.37	
30 Fresh Vegetables	1.6571	191.20	202.07	213.45	- 5.38	- 10.42	
31 Sugar	1.0445	214.31	202.21	193.68	+ 5.98	+ 10.65	
32 Gur	0.0220	267.27	266.16	254.72	+ 0.42	+ 4.93	
33 Honey	0.0446	307.36	306.28	302.61	+ 0.35	+ 1.57	
34 SweetMeat	0.2483	239.94	239.13	233.27	+ 0.34	+ 2.86	
35 Beverages	1.1990	215.29	217.44	206.18	- 0.99	+ 4.42	
36 Jam, Tomato Ketchup & Pickles	0.2454	212.15	211.62	204.39	+ 0.25	+ 3.80	
37 Condiments	0.2656	261.47	260.42	255.21	+ 0.40	+ 2.45	
38 Spices	0.5441	238.16	238.38	234.07	- 0.09	+ 1.75	
39 Tea	0.8377	284.13	279.35	215.61	+ 1.71	+ 31.78	
<i>Alcoholic Beverages, Tobacco</i>	1.4135	337.14	334.66	266.62	+ 0.74	+ 26.45	
40 Cigarettes	1.3906	338.92	336.44	267.63	+ 0.74	+ 26.64	
41 Betel Leaves & Nuts	0.0229	229.04	226.79	205.14	+ 0.99	+ 11.65	
<i>Clothing and footwear</i>	7.5708	224.36	223.65	214.32	+ 0.32	+ 4.68	
42 Cotton Cloth	1.7286	215.77	215.47	207.71	+ 0.14	+ 3.88	
43 Woolen Cloth	0.8759	240.17	239.67	232.93	+ 0.21	+ 3.11	
44 Readymade Garments	0.9739	228.16	227.80	213.31	+ 0.16	+ 6.96	
45 Woolen Readymade Garments	0.3964	260.80	258.26	240.56	+ 0.98	+ 8.41	
46 Hosiery	0.5094	238.25	237.01	225.79	+ 0.52	+ 5.52	
47 Dopatta	0.4412	238.99	235.93	231.18	+ 1.30	+ 3.38	
48 Cleaning and Laundry	0.2110	249.00	248.98	236.18	+ 0.01	+ 5.43	
49 Tailoring	0.8840	287.43	286.25	265.50	+ 0.41	+ 8.26	
50 Footwear	1.5504	165.25	165.24	164.37	+ 0.01	+ 0.54	

Contd.

**7.4: Consumer Price Index Numbers by Major Groups
and Selected Commodities
(2007-2008=100)**

Item and Specification	Weight	Index Numbers			% Change in Jan., 2016 over		
		Jan., 2016	Dec., 2015	Jan., 2015	Dec., 2015	Jan., 2015	
<u>Housing, water, Elec., Gas and other fuels</u>	29.4149	185.36	182.69	176.51	+ 1.46	+ 5.01	
51 House Rent	21.8149	174.32	170.85	165.29	+ 2.03	+ 5.46	
52 Construction Input Items	0.5623	242.65	242.37	237.26	+ 0.12	+ 2.27	
53 Construction Wage Rates	0.3331	224.27	223.74	206.59	+ 0.24	+ 8.56	
54 Water Supply	0.4971	153.34	149.92	149.92	+ 2.28	+ 2.28	
55 Electricity	4.3985	238.10	238.10	231.52	+ 0.00	+ 2.84	
56 Gas	1.5756	158.08	158.08	143.81	+ 0.00	+ 9.92	
57 Kerosene Oil	0.0057	203.32	210.91	226.23	- 3.60	- 10.13	
58 Firewood Whole	0.2277	284.11	281.03	277.90	+ 1.10	+ 2.23	
<u>Furnishing and household equipment maintenance</u>	4.2082	217.23	216.78	209.37	+ 0.21	+ 3.75	
59 Furniture	0.3315	207.96	207.57	201.28	+ 0.19	+ 3.32	
60 Household Textiles	0.6489	216.16	215.47	207.52	+ 0.32	+ 4.16	
61 Household Equipment	0.5936	176.48	176.33	172.44	+ 0.09	+ 2.34	
62 Utensils	0.3212	219.40	219.05	211.44	+ 0.16	+ 3.76	
63 Plastic Products	0.2547	206.03	205.82	200.86	+ 0.10	+ 2.57	
64 Washing Soaps & Detergents	0.7893	226.88	226.72	223.21	+ 0.07	+ 1.64	
65 Sewing Needle & Dr Cell	0.1496	202.56	202.24	183.97	+ 0.16	+ 10.10	
66 Household Servant	1.0432	239.42	238.79	227.11	+ 0.26	+ 5.42	
67 Marriage Hall Charges	0.0762	237.37	234.48	231.30	+ 1.23	+ 2.62	
<u>Health</u>	2.1868	181.45	180.83	176.97	+ 0.34	+ 2.53	
68 Drugs & Medicines	1.2667	149.28	149.14	148.00	+ 0.09	+ 0.86	
69 Medical Equipments	0.0080	226.88	226.66	222.46	+ 0.10	+ 1.99	
70 Doctor (MBBS) Clinic Fee	0.5904	250.01	248.27	238.49	+ 0.70	+ 4.83	
71 Medical Tests	0.3217	181.17	180.72	177.02	+ 0.25	+ 2.34	
<u>Transport</u>	7.2023	177.96	177.69	181.22	+ 0.15	- 1.80	
72 Motor Vehicles	0.6630	165.35	163.01	163.77	+ 1.44	+ 0.96	
73 Motor Vehicle Accessories	0.2439	227.78	227.45	230.17	+ 0.15	- 1.04	
74 Motor Fuel	3.0269	150.56	150.77	157.47	- 0.14	- 4.39	
75 Mechanical Service	0.4552	222.39	221.05	210.62	+ 0.61	+ 5.59	
76 Motor Vehicle Tax	0.1099	210.18	210.18	210.18	+ 0.00	+ 0.00	
77 Transport Services	2.7034	198.46	198.32	201.54	+ 0.07	- 1.53	
<u>Communication</u>	3.2198	130.61	130.56	130.13	+ 0.04	+ 0.37	
78 Postal Services	0.0662	235.86	234.78	226.10	+ 0.46	+ 4.32	
79 Communication & Apparatus	3.1536	128.40	128.38	128.12	+ 0.02	+ 0.22	
<u>Recreation and culture</u>	2.0227	193.80	193.66	189.63	+ 0.07	+ 2.20	
80 Recreation & Culture	0.8634	128.53	128.29	128.06	+ 0.19	+ 0.37	
81 Text Books	0.5706	290.62	290.62	280.89	+ 0.00	+ 3.46	
82 Newspapers	0.1934	175.42	175.42	175.42	+ 0.00	+ 0.00	
83 Stationery	0.3953	205.59	205.42	199.33	+ 0.08	+ 3.14	
<u>Education</u>	3.9431	209.36	209.31	192.41	+ 0.02	+ 8.81	
84 Education	3.9431	209.36	209.31	192.41	+ 0.02	+ 8.81	
<u>Restaurants and hotels</u>	1.2286	257.11	255.77	244.90	+ 0.52	+ 4.99	
85 Readymade Food	1.2286	257.11	255.77	244.90	+ 0.52	+ 4.99	
<u>Misc. goods and services</u>	2.7550	227.33	226.28	221.30	+ 0.46	+ 2.72	
86 Personal Care	1.4935	211.12	210.48	205.06	+ 0.30	+ 2.96	
87 Cosmetics	0.3853	196.94	196.47	189.35	+ 0.24	+ 4.01	
88 Blades	0.0322	194.65	194.65	185.62	+ 0.00	+ 4.86	
89 Personal Equipments	0.8440	271.14	269.04	265.97	+ 0.78	+ 1.94	

**7.5 Combined Consumer Price Index Numbers by Quintiles
and Major Commodity Groups
Jan., 2016
(2007-2008=100)**

Income Quintiles	General	Food & non-alcoholic Beverages	Alcoholic Beverages, Tobacco	Clothing & footwear	Housing, water, Elec., Gas & other fuels	Furnishing & household equipment maintenance	Health	Transport	Communication	Recreation & culture	Education	Restaurants & hotels	Misc. goods & services
------------------	---------	--------------------------------	------------------------------	---------------------	--	--	--------	-----------	---------------	----------------------	-----------	----------------------	------------------------

All Urban Combined

Aggregate	203.49	216.71	337.14	224.36	185.36	217.23	181.45	177.96	130.61	193.80	209.36	257.11	227.33
Income Quintile 1	203.73	214.57	348.80	221.99	171.40	217.89	174.08	189.30	118.79	208.58	221.51	256.76	227.38
Income Quintile 2	206.16	215.56	348.14	222.33	183.94	216.58	176.78	183.14	118.80	206.10	219.15	257.72	226.32
Income Quintile 3	205.50	215.98	346.69	222.92	184.00	214.34	178.66	180.27	120.78	202.32	214.05	257.30	226.60
Income Quintile 4	206.47	216.53	345.42	223.88	190.95	212.79	181.45	176.28	125.14	196.74	213.82	256.95	226.39
Income Quintile 5	201.57	217.95	324.38	225.98	186.43	218.72	184.24	177.48	136.13	187.15	206.62	257.10	228.09

**7.6 Combined Consumer Price Index Numbers by Quintile,
Major Commodity Groups for Selected Cities
Jan., 2016
(2007-2008=100)**

Cities	General	Food & non-alcoholic Beverages	Alcoholic Beverages, Tobacco	Clothing & foot-wear	Housing, water, Elec., Gas & other fuels	Furnishing & household equipment maintenance	Health	Transport	Communication	Recreation & culture	Education	Restaurants & hotels	Misc. goods & services
--------	---------	--------------------------------	------------------------------	----------------------	--	--	--------	-----------	---------------	----------------------	-----------	----------------------	------------------------

Income Quintile 1

Rawalpindi	214.91	224.33	364.47	239.31	196.54	228.14	199.87	199.78	104.57	221.57	276.77	247.82	218.38
Islamabad	216.54	224.06	355.80	232.17	170.13	234.03	200.14	202.55	111.32	309.01	675.44	233.27	225.55
Lahore	193.37	216.25	347.77	205.57	146.06	235.23	188.84	176.63	104.53	217.34	203.77	242.18	280.74
Gujranwala	196.88	207.83	353.04	209.12	172.51	235.14	155.62	175.20	111.41	226.35	162.24	243.33	207.22
Sialkot	193.03	208.29	365.08	174.68	169.00	179.85	142.62	191.05	115.82	305.07	187.03	210.00	198.63
Faisalabad	199.39	205.19	355.14	193.44	186.50	194.86	174.44	187.64	124.26	237.51	159.63	258.87	205.47
Multan	200.23	209.40	360.99	203.79	176.99	208.34	161.51	176.97	137.94	227.12	179.95	248.60	207.16
Sargodha	216.55	210.13	356.51	213.58	225.20	252.87	168.92	231.85	112.02	250.84	184.56	317.39	227.97
Bahawalpur	213.30	208.79	357.63	250.09	206.58	223.10	158.01	182.09	176.02	264.24	217.98	220.90	209.35
Karachi	197.77	210.60	353.01	234.18	152.51	249.13	162.68	155.90	117.44	204.78	173.86	269.15	269.63
Hyderabad	190.81	211.92	353.90	193.59	147.45	185.08	164.15	176.88	112.63	172.97	222.50	236.42	201.61
Sukkur	202.49	210.62	355.22	234.02	164.77	211.94	152.63	168.25	111.36	170.52	320.08	272.08	208.67
Larkana	204.95	200.41	367.82	220.87	198.82	227.28	258.98	173.55	125.55	180.79	180.73	270.49	270.58
Peshawar	213.24	216.61	343.56	269.12	175.12	243.28	209.07	197.76	113.17	274.99	277.77	256.29	295.37
Bannu	214.37	218.03	371.94	205.56	219.79	240.77	156.15	165.11	110.02	232.15	189.50	332.47	247.25
Quetta	198.31	208.76	374.95	186.27	181.29	178.71	166.69	211.39	124.60	176.72	243.72	235.73	211.95
Khuzdar	203.30	212.01	366.46	218.74	169.23	225.60	174.43	187.88	131.06	167.16	183.07	352.52	208.78

Income Quintile 2

Rawalpindi	218.24	225.24	363.40	238.66	202.33	227.65	202.84	218.35	106.26	255.82	288.23	247.41	219.32
Islamabad	212.56	224.70	365.30	240.04	166.89	229.17	188.09	183.00	108.95	232.90	578.02	240.46	217.13
Lahore	192.79	216.08	354.06	204.38	148.63	239.87	181.63	167.51	104.18	217.53	210.94	246.32	274.07
Gujranwala	196.44	208.10	357.07	205.30	176.52	227.51	154.40	170.48	112.28	241.94	150.79	258.02	207.35
Sialkot	190.89	205.92	361.62	179.01	172.82	178.80	147.42	178.11	121.63	333.76	184.88	209.76	187.44
Faisalabad	197.68	204.88	357.72	195.19	190.44	200.69	170.54	178.56	119.09	230.64	149.60	248.05	206.15
Multan	199.55	210.42	360.74	203.18	181.29	205.87	158.08	169.07	130.98	234.17	179.17	245.22	206.21
Sargodha	217.89	210.89	350.44	213.49	231.40	254.26	173.78	206.25	105.37	261.81	199.08	307.04	231.57
Bahawalpur	211.79	209.78	356.79	242.70	209.30	229.13	163.42	165.33	175.33	255.30	191.73	222.72	208.17
Karachi	198.70	211.88	350.81	228.04	156.71	238.80	161.88	158.30	121.31	199.96	178.73	271.81	258.27
Hyderabad	191.45	212.07	352.26	194.49	151.23	187.32	168.32	177.65	113.84	167.21	262.71	238.19	201.37
Sukkur	202.27	210.60	345.04	233.55	169.68	207.28	155.40	171.08	108.78	172.08	309.03	273.45	207.48
Larkana	208.85	204.73	366.25	223.25	203.03	221.41	268.30	178.92	131.95	181.09	182.55	271.11	267.27
Peshawar	213.26	217.77	347.17	271.91	179.52	240.85	203.24	188.77	120.62	250.40	253.56	256.59	289.38
Bannu	211.90	216.77	364.82	206.00	217.87	234.48	156.25	164.69	115.07	219.92	197.97	310.92	261.49
Quetta	198.75	210.76	366.33	188.15	185.73	180.62	167.54	185.23	119.60	178.95	219.37	235.24	210.46
Khuzdar	202.00	213.58	358.11	217.31	160.11	238.11	181.35	172.52	134.13	178.07	178.97	349.03	205.53

**7.6 Combined Consumer Price Index Numbers by Quintile,
Major Commodity Groups for Selected Cities
Jan., 2016
(2007-2008=100)**

Cities	General	Food & non-alcoholic Beverages	Alcoholic Beverages, Tobacco	Clothing & foot-wear	Housing, water, Elec., Gas & other fuels	Furnishing & household equipment maintenance	Health	Transport	Communication	Recreation & culture	Education	Restaurants & hotels	Misc. goods & services
--------	---------	--------------------------------	------------------------------	----------------------	--	--	--------	-----------	---------------	----------------------	-----------	----------------------	------------------------

Income Quintile 3

Rawalpindi	217.46	223.19	355.08	241.43	201.52	225.61	212.00	195.05	110.67	242.03	284.34	250.22	224.50
Islamabad	212.08	224.89	336.06	233.41	160.87	226.70	182.40	183.57	113.06	221.18	729.12	228.59	232.87
Lahore	191.26	217.57	350.75	205.64	138.96	240.58	182.49	164.94	107.24	218.33	199.41	242.70	274.97
Gujranwala	194.21	208.53	354.78	209.50	168.66	221.55	153.57	161.39	116.83	216.47	151.17	242.27	206.00
Sialkot	189.94	205.78	340.66	180.54	167.51	184.78	146.17	166.11	128.72	307.01	176.52	204.26	188.51
Faisalabad	195.79	205.28	350.37	195.03	185.84	200.55	169.52	171.14	120.47	228.83	151.63	236.88	206.91
Multan	197.54	210.22	359.35	201.88	175.66	197.07	159.60	167.72	133.99	224.40	171.06	240.96	206.34
Sargodha	215.75	208.70	348.19	214.35	235.86	253.83	167.35	190.98	111.20	254.61	178.19	315.07	230.60
Bahawalpur	211.68	209.81	362.81	246.39	207.27	230.90	157.26	164.71	175.83	241.67	196.69	219.93	210.97
Karachi	198.71	212.43	353.39	225.06	148.87	232.56	160.99	159.25	123.22	197.04	183.30	273.19	254.07
Hyderabad	188.35	210.95	351.42	196.21	139.39	188.49	167.35	175.32	123.27	172.14	256.30	239.63	203.85
Sukkur	199.01	209.71	343.45	234.33	158.01	209.00	148.75	165.45	110.30	172.84	311.31	268.20	206.74
Larkana	209.39	207.74	352.57	220.85	201.36	219.26	255.05	175.97	133.12	180.35	181.96	268.98	288.12
Peshawar	210.18	216.39	336.69	272.72	172.81	241.40	200.25	192.14	119.22	230.24	266.09	256.91	277.93
Bannu	210.80	217.27	375.13	212.78	216.78	222.82	157.92	156.80	117.73	208.24	184.01	318.73	260.06
Quetta	196.06	209.95	351.02	188.45	181.93	180.50	168.51	170.72	118.98	176.01	232.66	229.31	205.49
Khuzdar	199.44	215.66	351.34	213.34	149.56	233.41	188.08	167.98	136.42	174.13	177.92	343.79	207.23

Income Quintile 4

Rawalpindi	217.49	221.92	349.87	245.33	206.79	230.68	214.02	193.81	112.94	219.68	258.08	251.94	230.39
Islamabad	213.73	224.56	331.75	233.68	167.59	226.59	193.45	186.75	124.09	208.31	645.38	231.32	228.62
Lahore	191.37	218.52	345.11	205.45	153.57	239.17	179.05	160.57	112.00	208.58	197.55	240.15	273.09
Gujranwala	194.68	208.60	344.59	211.93	179.59	207.00	157.56	156.52	122.28	215.04	151.44	242.13	201.29
Sialkot	192.07	207.59	347.49	182.69	181.31	179.87	145.46	165.57	136.20	274.50	175.59	201.72	186.95
Faisalabad	195.23	206.49	350.64	195.98	193.94	200.28	168.76	162.46	123.09	211.87	143.43	238.80	209.04
Multan	198.39	210.42	353.06	203.55	188.98	196.94	155.51	163.86	136.67	213.05	173.44	235.87	209.79
Sargodha	217.15	210.37	342.05	216.51	238.47	262.73	168.55	183.91	117.37	283.57	169.46	313.59	231.94
Bahawalpur	210.23	210.44	355.85	244.18	212.63	225.77	159.89	160.50	175.54	234.36	196.82	216.14	212.91
Karachi	199.77	213.42	353.74	225.82	161.89	240.82	161.17	159.70	127.33	194.20	187.96	272.83	251.46
Hyderabad	189.83	211.89	348.72	196.57	155.00	187.19	168.08	170.87	129.35	173.06	253.80	239.58	206.53
Sukkur	200.96	210.51	329.45	234.15	173.98	210.11	152.29	160.15	116.83	171.74	310.09	268.51	210.77
Larkana	213.64	213.32	320.08	220.10	208.39	218.53	266.66	173.18	140.94	179.89	199.71	269.43	301.83
Peshawar	211.13	218.23	329.51	272.66	183.43	233.99	212.87	184.49	124.38	229.64	251.74	262.21	272.76
Bannu	213.78	219.24	384.88	217.79	215.82	232.05	157.53	162.29	118.32	197.25	182.90	314.82	264.51
Quetta	197.23	209.49	340.43	191.69	189.65	179.37	167.89	172.66	121.79	172.30	241.74	228.83	200.54
Khuzdar	203.45	217.51	359.87	213.60	167.53	245.43	187.13	168.10	139.25	175.13	175.87	335.40	213.59

**7.6 Combined Consumer Price Index Numbers by Quintile,
Major Commodity Groups for Selected Cities
Jan., 2016
(2007-2008=100)**

Cities	General	Food & non-alcoholic Beverages	Alcoholic Beverages, Tobacco	Clothing & footwear	Housing, water, Elec., Gas & other fuels	Furnishing & household equipment maintenance	Health	Transport	Communication	Recreation & culture	Education	Restaurants & hotels	Misc. goods & services
<u>Income Quintile 5</u>													
Rawalpindi	219.07	225.47	314.78	244.74	208.89	229.92	205.04	197.98	125.52	203.38	273.12	248.44	256.30
Islamabad	207.06	225.22	301.40	237.33	166.20	233.81	195.89	199.95	128.54	201.67	404.30	235.14	245.69
Lahore	188.34	221.20	304.33	209.33	153.88	235.60	179.28	168.85	125.68	200.87	189.98	247.35	271.35
Gujranwala	191.83	210.20	320.73	215.18	180.83	186.85	155.10	160.20	133.76	194.91	147.55	238.84	204.39
Sialkot	189.40	208.73	319.09	185.33	180.71	177.73	150.67	168.46	138.04	250.85	169.65	204.99	191.18
Faisalabad	193.85	209.27	325.04	195.48	194.69	207.83	163.24	167.23	130.09	202.37	161.90	224.79	211.67
Multan	195.10	215.00	308.52	202.40	189.75	189.41	154.02	171.49	138.84	206.79	172.15	236.17	209.24
Sargodha	221.97	213.12	347.90	228.75	236.28	364.57	163.79	180.33	126.08	242.27	165.63	318.15	243.97
Bahawalpur	209.46	213.02	298.84	243.85	213.07	228.10	154.14	167.04	176.59	230.52	199.95	218.31	218.08
Karachi	200.17	216.15	334.90	228.86	160.83	326.31	161.96	174.24	138.84	185.21	193.03	274.49	248.29
Hyderabad	187.35	213.96	322.63	198.81	156.16	174.61	166.75	175.56	138.48	163.98	243.97	241.21	213.06
Sukkur	199.88	211.84	304.57	234.01	175.18	203.33	147.64	163.87	127.76	170.21	336.95	267.13	214.19
Larkana	212.89	213.27	303.19	220.04	209.28	213.26	278.51	171.82	144.76	169.27	255.29	267.35	284.12
Peshawar	205.94	218.97	303.39	269.41	182.19	227.30	193.08	187.90	130.24	190.01	252.73	258.63	256.06
Bannu	206.10	217.13	389.80	209.53	216.18	205.51	152.33	146.10	121.31	203.32	210.03	320.65	235.61
Quetta	197.41	211.51	300.14	191.19	192.48	166.42	161.82	173.90	129.25	169.68	242.79	234.93	203.52
Khuzdar	200.79	218.51	305.99	222.07	160.44	239.86	175.56	163.35	146.98	179.65	169.37	346.19	224.84
<u>Aggregate</u>													
Rawalpindi	217.95	224.28	333.90	244.22	205.93	229.81	207.37	197.55	121.34	211.88	271.65	249.26	247.39
Islamabad	207.04	225.12	308.63	236.89	164.51	233.28	195.01	199.20	127.80	203.70	416.80	235.03	244.00
Lahore	189.58	219.16	331.94	207.16	150.96	236.77	180.20	166.89	119.02	207.27	193.39	245.20	272.78
Gujranwala	194.18	208.91	342.17	211.17	178.03	203.47	155.66	160.53	124.93	212.19	150.31	241.55	204.58
Sialkot	190.27	207.55	340.07	182.49	177.31	179.49	147.69	168.18	134.97	274.57	173.85	204.70	189.56
Faisalabad	195.76	206.44	347.24	195.22	192.18	204.23	168.17	168.42	125.57	217.27	155.18	237.78	208.79
Multan	196.94	211.90	344.44	202.78	185.51	193.68	156.26	170.00	137.18	214.20	172.89	238.01	208.43
Sargodha	218.10	210.57	347.65	217.70	234.53	297.98	168.10	187.07	117.76	259.12	174.30	314.84	234.78
Bahawalpur	210.90	210.59	344.00	245.18	210.84	227.60	157.34	166.65	176.16	240.38	199.41	218.92	213.27
Karachi	199.02	214.47	343.93	227.72	157.46	303.66	161.65	170.22	134.54	189.63	191.10	273.77	250.42
Hyderabad	189.00	212.29	344.00	196.70	152.99	180.74	167.19	174.61	130.80	168.59	248.71	239.96	208.29
Sukkur	200.70	210.64	330.69	234.04	171.10	207.59	151.24	163.82	118.16	171.46	320.12	269.10	210.23
Larkana	210.32	207.58	345.70	221.06	205.74	219.44	265.83	174.12	136.41	178.31	215.02	269.47	283.72
Peshawar	208.95	217.85	331.42	270.84	180.64	231.95	199.49	188.21	126.34	214.78	253.99	258.59	269.25
Bannu	211.50	217.82	376.50	211.38	216.87	224.03	156.39	155.78	117.75	207.21	193.85	317.37	251.03
Quetta	197.48	210.31	329.88	190.03	189.04	175.02	165.90	174.23	123.95	173.32	238.43	232.03	204.35
Khuzdar	202.35	214.53	354.36	216.67	165.67	235.63	181.73	171.88	136.19	174.39	177.29	345.94	211.44

7.8 Index Numbers of Wholesale Prices by Commodity Groups

Year / month	General	Agriculture Forestry & Fishery Product	Others & Minerals electricity gas & water	Food product Beverages & tobacco Textile Apparel & Leather Product	Other transport-able Goods	Metal product Machinery & Equipment
--------------	---------	---	--	--	----------------------------------	---

(2007-08=100)

2010-11	164.17	183.20	159.13	166.49	155.77	128.10
2011-12	181.29	185.04	182.74	176.07	194.64	152.55
2012-13	194.61	198.23	211.17	188.39	203.93	159.29
2013-14	158.88	165.52	163.62	156.11	162.99	132.02
2014-15	209.85	220.56	245.47	206.76	197.12	172.72
2015 Jan	206.11	214.90	248.30	204.71	187.85	173.68
Feb	203.86	212.18	246.75	205.52	180.79	173.23
Mar	203.89	212.84	246.08	205.27	180.97	173.00
Apr	205.65	219.00	245.66	205.98	181.06	172.88
May	207.92	224.47	245.36	206.76	184.03	172.74
Jun	210.37	227.46	245.32	209.87	187.23	172.71
Jul	209.53	224.93	224.93	210.44	185.86	172.57
Aug	208.42	225.90	244.06	210.52	180.27	172.29
Sep	207.60	223.92	249.12	210.64	176.38	171.25
Oct	208.69	228.36	246.91	211.04	176.74	171.31
Nov	208.72	226.06	246.98	212.98	176.87	171.09
Dec	207.37	221.68	247.36	213.69	174.69	171.11
2016 Jan	206.27	221.9	247.48	214.54	168.43	170.69

7.9 Index Numbers of Wholesale Prices by Commodities

AGRICULTURE											
Year/month	Wheat	Maize	Rice	Sorghum/ Jowar	Millet/ Bajra	Vegetables	Fresh Fruits	Dry Fruits	Cotton Seeds	Other oil Seeds	Edible Roots Potatoes

(2007-08=100)

2010-11	159.53	150.61	123.39	195.10	127.61	173.43	129.19	161.97	171.48	141.73	201.45
2011-12	163.44	159.77	149.45	191.12	153.77	211.52	175.48	181.96	189.55	166.98	175.20
2012-13	188.52	174.74	165.42	211.29	177.02	216.66	216.05	181.47	168.92	177.67	162.82
2013-14	227.13	185.28	177.67	279.98	179.06	254.41	226.73	201.66	185.58	178.30	314.12
2014-15	209.29	191.65	172.20	300.13	173.82	255.40	245.60	227.30	208.86	179.03	314.37
2015 Jan	210.71	186.33	168.68	287.71	162.43	199.24	211.03	227.77	199.35	186.61	199.26
Feb	210.66	189.01	166.83	289.98	162.93	180.66	217.00	229.16	208.28	177.61	161.82
Mar	210.62	187.54	162.53	289.73	159.44	188.58	226.58	232.48	203.39	172.36	150.80
Apr	206.14	188.60	163.71	292.62	172.47	262.99	242.95	237.25	215.48	157.14	115.50
May	199.19	198.78	163.53	321.25	189.44	289.71	262.42	238.89	231.37	161.07	106.40
Jun	194.99	196.59	163.26	314.96	200.42	267.36	287.79	240.69	240.08	161.27	144.68
Jul	199.02	194.73	161.31	336.99	203.58	246.36	313.83	241.48	236.29	160.55	152.85
Aug	198.78	197.89	157.78	340.07	207.85	315.25	279.94	238.67	230.46	162.61	150.28
Sep	202.23	197.73	154.60	334.15	204.45	330.75	249.04	236.68	228.37	159.36	172.56
Oct	209.37	191.32	150.22	293.25	200.68	331.56	253.8	238.92	243.34	162.75	184.04
Nov	215.84	185.64	143.04	271.60	188.77	320.31	206.96	243.32	251.49	164.88	204.98
Dec	218.20	182.47	142.70	258.26	181.34	219.72	207.01	242.59	253.39	162.29	193.69
2016 Jan	218.54	181.99	143.44	263.42	182.56	198.21	214.11	253.58	265.71	162.64	150.23

Contd.

7.9 Index Numbers of Wholesale Prices by Commodities

Year/month	AGRICULTURE											
	Stimulant & spice crops	Pulses	Sugar crops	Fibre crops	Unmanufactured tobacco	Poultry	Milk from bovine animals	Eggs	Raw animal material / wool	Hides&fur skins wool	Fuel wood in logs	Fishes fresh or chilled
(2007-08=100)												
2010-11	212.69	169.24	287.34	280.76	156.10	163.53	157.40	148.79	113.86	106.92	151.43	136.35
2011-12	187.89	212.28	273.92	195.07	167.72	186.89	190.29	180.67	134.34	131.07	190.47	144.71
2012-13	184.68	204.81	267.92	193.56	171.49	178.40	213.81	191.02	138.84	139.08	215.48	191.11
2013-14	316.66	186.74	267.92	217.41	186.62	202.88	225.98	200.17	155.22	145.20	238.11	247.73
2014-15	350.96	207.90	277.32	172.23	213.88	193.98	249.87	204.51	173.19	155.20	252.59	270.19
2015 Jan	301.52	212.26	287.55	161.74	217.23	209.94	251.69	245.22	181.52	162.19	256.69	288.90
Feb	281.50	212.31	287.55	161.34	217.23	163.19	251.69	205.24	178.52	159.76	259.53	288.48
Mar	281.74	209.71	286.29	165.63	217.50	167.92	251.69	189.76	177.10	159.92	259.53	286.70
Apr	286.93	209.56	286.29	172.53	217.50	189.61	251.69	170.54	177.10	159.72	259.53	283.89
May	299.29	229.44	286.29	178.69	219.79	214.91	252.55	163.42	174.38	158.90	259.09	282.30
Jun	352.58	233.89	286.29	177.20	220.89	243.62	252.90	175.64	174.22	156.85	259.09	296.17
Jul	348.00	235.73	286.29	159.33	221.18	237.79	252.90	184.87	174.22	155.92	259.53	308.06
Aug	325.37	235.92	286.29	152.62	226.94	199.19	252.90	206.09	173.66	156.45	261.39	339.60
Sep	318.19	234.67	286.29	154.16	227.46	160.74	253.18	194.92	173.66	156.45	262.48	338.86
Oct	306.38	243.87	286.29	172.23	228.38	146.78	254.04	193.56	173.66	155.85	263.57	339.32
Nov	269.27	245.62	286.29	173.76	229.69	181.52	254.04	205.67	179.16	153.62	263.57	339.32
Dec	258.33	250.31	286.29	172.25	229.69	192.5	255.42	214.79	179.16	153.22	263.57	340.91
2016 Jan	251.68	251.59	286.29	174.55	230.02	197.6	255.42	209.4	179.16	151.58	265.76	342.37

Contd.

7.9 Index Numbers of Wholesale Prices by Commodities

Year/Month	பொது				பெருநகர					
	Coal not Agglomerated	Natural Gas liquified	Salt pure sodium chloride	Electrical Energy	Meat of Animals	Vegetables & fruit Juices	Dried Fruits & Nuts	Fruits & Juices	Vegetable Oil Refined	Vegetable Ghee

(2007-08=100)

2010-11	120.42	157.03	125.80	166.98	174.86	148.78	170.78	133.20	127.91	118.21
2011-12	149.74	193.29	155.69	176.51	214.40	175.93	197.32	155.58	153.33	141.37
2012-13	209.81	197.43	175.78	226.10	228.80	186.93	219.33	158.67	157.94	141.75
2013-14	223.53	203.85	223.53	281.02	238.93	192.48	221.32	166.33	162.31	141.51
2014-15	223.53	202.94	247.76	292.89	257.56	197.17	226.22	172.75	159.75	132.06
2015 Jan	223.53	206.29	247.16	295.61	257.79	198.31	232.57	172.22	159.94	130.81
Feb	223.53	203.03	247.16	295.61	259.95	198.31	228.83	173.27	158.19	129.25
Mar	223.53	201.62	247.16	295.61	260.18	198.31	229.85	173.34	158.10	128.57
Apr	223.53	200.74	248.84	295.61	260.64	199.28	228.25	174.06	155.23	124.33
May	223.53	200.10	248.84	295.61	262.20	199.38	229.34	174.61	153.75	122.65
Jun	223.53	199.99	252.31	295.61	262.20	199.38	228.54	175.80	153.66	122.48
Jul	223.53	200.06	252.31	294.68	262.35	200.07	228.54	177.53	153.56	122.09
Aug	223.53	199.75	252.31	293.09	263.70	200.95	229.85	177.53	152.52	120.70
Sep	235.29	208.83	252.31	293.09	265.13	200.95	230.91	177.53	149.26	119.21
Oct	192.16	209.82	252.31	293.09	266.98	200.95	230.84	177.53	150.19	118.43
Nov	192.16	209.99	252.31	293.09	266.98	201.03	232.47	177.53	149.09	118.02
Dec	192.16	210.78	252.31	293.09	267.04	201.36	240.13	177.53	149.34	118.09
2016 Jan	192.16	211.04	252.31	293.09	268.44	201.36	247.99	175.90	149.31	117.91

Contd.

7.9 Index Numbers of Wholesale Prices by Commodities

Year / month	INDEX												
	Oil cakes	Processed Liquid Milk	Milk & cream in solid form	Ice cream	Dairy Product N.E.C	Wheat Flour	Other cereal Flour	Sugar Refined	Chocolate	Sugar Confectionary	Coffee & Tea	SPICES	Other Food Product

(2007-08=100)

2010-11	150.73	154.76	190.61	139.71	141.43	146.53	135.02	251.13	99.77	101.52	165.31	162.42	244.90
2011-12	149.51	182.39	170.43	155.81	184.52	151.98	163.80	229.24	100.35	100.56	192.23	267.98	301.28
2012-13	166.19	207.70	171.54	172.43	207.02	172.24	194.72	201.93	99.19	101.34	203.24	279.84	319.16
2013-14	191.83	211.76	196.23	210.37	220.93	205.78	139.04	206.98	99.19	102.28	215.49	193.08	308.00
2014-15	203.54	243.81	219.96	219.91	239.23	198.20	149.19	217.88	99.19	103.59	192.27	189.96	295.24
2015 Jan	198.84	245.21	222.86	219.91	238.90	200.35	148.21	206.01	99.19	102.28	189.39	189.65	298.01
Feb	197.37	252.28	220.24	219.91	239.22	198.41	148.22	205.44	99.19	102.28	194.48	189.66	298.34
Mar	186.18	253.81	221.70	219.91	239.38	198.06	144.94	204.82	99.19	102.28	195.98	189.66	294.23
Apr	200.07	251.52	221.70	219.91	243.80	194.97	146.98	220.03	99.19	102.28	203.67	189.90	294.23
May	206.29	251.52	220.36	219.91	243.80	192.24	173.87	226.96	99.19	102.28	204.59	189.82	292.02
Jun	198.51	251.52	220.46	219.91	243.80	189.05	194.60	235.88	99.19	118.04	206.65	189.97	292.02
Jul	194.96	248.71	220.46	219.91	243.80	190.27	210.16	249.40	99.19	118.04	210.96	189.84	292.02
Aug	199.15	248.71	219.44	219.91	244.55	191.08	214.97	249.46	99.19	118.04	233.14	188.81	292.02
Sep	193.65	248.71	216.31	219.91	244.55	192.14	214.96	246.52	101.06	118.83	240.86	188.73	292.02
Oct	202.18	247.18	216.39	219.91	244.60	197.66	220.69	233.67	101.06	118.83	246.32	188.53	292.02
Nov	212.90	247.18	216.50	219.91	244.60	202.06	224.57	224.95	101.06	118.83	259.94	188.29	292.02
Dec	218.03	247.57	217.97	219.91	244.60	202.13	229.87	210.55	101.06	118.83	261.86	188.33	292.02
2016 Jan	218.92	247.57	219.09	219.91	245.35	202.19	231.67	226.45	101.06	118.83	264.10	188.40	292.52

Contd.

7.9 Index number of wholesale prices by commodities

Year/month	INDEX									
	Mineral Water	Beverages	Tobacco Product	Cotton Yarn	Nylon Yarn	Blended Yarn	Woven Fabrics	Cotton Fabrics	Other Fabrics	Silk & Reyon Fabrics
(2007-08=100)										
2010-11	127.10	120.80	168.69	182.87	174.17	195.31	129.39	137.84	126.16	125.75
2011-12	163.62	133.28	175.62	196.06	190.80	194.74	163.54	167.42	154.74	139.06
2012-13	168.78	137.45	208.80	208.38	181.46	193.63	196.76	175.90	166.96	152.04
2013-14	182.07	151.87	246.42	213.03	178.22	198.57	222.82	189.15	182.16	161.87
2014-15	186.75	170.90	296.01	180.86	157.07	189.75	247.06	199.86	207.66	177.39
2015 Jan	187.86	171.52	290.52	172.44	156.04	190.28	258.39	200.51	207.48	177.28
Feb	187.86	171.52	290.52	171.00	154.23	185.12	258.39	200.51	209.87	179.89
Mar	187.86	171.62	290.52	170.43	150.22	182.56	258.39	201.34	212.61	179.89
Apr	187.86	171.62	290.52	170.12	150.22	182.72	258.39	201.34	212.61	181.33
May	187.86	171.95	290.52	170.81	150.22	184.93	258.39	201.34	213.71	181.33
Jun	187.86	171.95	356.45	171.27	150.22	189.54	258.39	201.34	213.71	181.33
Jul	188.22	171.95	356.45	171.27	150.22	188.86	258.39	201.65	214.27	183.23
Aug	188.22	171.95	356.45	167.45	150.22	185.58	258.39	201.65	214.27	183.23
Sep	188.35	171.95	356.45	167.64	147.08	184.15	265.37	201.65	217.95	186.80
Oct	188.35	171.95	356.45	169.21	147.08	183.55	265.37	201.65	217.95	186.80
Nov	188.35	171.95	356.45	178.19	147.08	183.29	265.37	201.65	217.81	186.80
Dec	188.35	171.95	387.30	177.62	147.08	180.89	275.66	201.65	217.81	186.80
2016 Jan	189.02	171.95	387.30	175.73	147.08	178.32	275.66	201.65	217.81	186.80

Contd.

7.9 Index number of wholesale prices by commodities

Year / month	INDEX										
	Towels	Blankets	Bedsheet	Quilt	Woolen Carpets	Synthetic Carpets	Hosiery Product	Ready made Garments	Leather without Hairs	Other Leather N.E.C	Foot wears

(2007-08=100)

2010-11	141.55	123.47	132.06	128.15	104.56	143.26	126.73	114.24	107.07	112.02	101.48
2011-12	181.78	150.59	165.52	144.49	105.11	147.81	155.38	125.21	109.08	120.09	110.49
2012-13	202.34	179.22	201.81	150.78	106.55	116.43	176.65	137.23	111.60	130.47	134.42
2013-14	231.49	205.36	230.69	166.21	110.96	115.50	191.70	156.73	168.48	288.58	134.22
2014-15	257.45	230.50	249.94	187.32	130.72	124.64	212.44	184.42	215.90	221.91	134.22
2015 Jan	265.62	235.86	253.21	196.84	132.14	126.27	215.35	186.77	215.02	215.39	134.22
Feb	265.62	235.86	253.21	196.84	132.14	126.27	216.06	186.77	215.02	213.42	134.22
Mar	265.62	235.86	255.40	196.84	132.14	126.27	216.06	186.77	207.72	212.39	134.22
Apr	265.62	235.86	256.29	196.84	132.14	126.27	218.08	186.77	215.06	212.39	134.22
May	265.62	235.86	256.29	196.84	132.14	126.27	218.08	188.82	221.97	212.39	134.22
Jun	267.20	235.86	256.29	196.84	132.14	126.27	220.66	193.27	212.68	206.27	134.22
Jul	267.20	235.86	256.29	196.84	132.14	126.27	220.66	193.27	212.68	206.27	134.22
Aug	267.20	235.86	256.29	196.84	132.14	126.27	220.66	193.27	212.68	206.27	134.22
Sep	267.20	235.86	256.29	196.84	132.14	126.27	220.66	193.27	221.97	206.27	134.22
Oct	267.20	235.86	256.29	196.84	132.14	126.27	222.88	193.27	221.97	206.27	134.22
Nov	267.20	243.93	256.29	196.84	142.86	129.25	222.88	193.27	221.97	206.27	137.38
Dec	267.20	243.93	256.29	198.00	142.86	129.25	222.88	193.27	221.97	207.64	137.38
2016 Jan	267.20	243.93	256.29	201.47	154.76	129.25	222.52	193.27	221.97	207.64	137.38

Contd.

7.9 Index number of wholesale prices by commodities

Year/month	OTHER TRANSPORTABLE GOODS												
	Timber	Printing Paper	Hard Board	Coke	Motor Sprit	Diesel Oil	Kerosine Oil	Furnace Oil	Mobile Oil	Chemicals	Dying Materials	Fertilizers	Pesticides
(2007-08=100)													
2010-11	127.27	106.84	110.16	139.84	126.84	194.78	196.30	154.78	150.55	123.06	106.61	174.65	135.09
2011-12	139.00	127.83	150.70	159.41	155.00	240.05	241.84	200.78	173.18	144.52	105.67	258.65	164.20
2012-13	149.51	158.66	193.63	163.45	168.70	257.74	260.42	177.08	183.78	154.14	105.42	261.38	195.99
2013-14	170.36	169.84	220.14	163.45	184.99	271.23	283.49	176.90	194.20	171.90	115.91	266.33	227.17
2014-15	195.72	167.58	218.10	163.45	147.81	214.81	228.04	132.51	201.20	196.13	145.04	272.04	281.42
2015 Jan	202.05	169.34	229.17	163.45	132.22	195.49	209.53	101.36	201.53	199.84	145.16	274.54	290.15
Feb	202.05	167.70	221.35	163.45	118.71	175.03	178.93	95.56	201.53	197.65	146.55	275.65	290.39
Mar	202.05	162.79	197.92	163.45	118.71	175.03	178.93	100.86	200.74	196.79	146.55	273.84	290.39
Apr	202.05	162.72	197.92	163.45	125.47	178.33	178.93	94.70	200.74	195.03	146.55	272.54	293.74
May	202.05	164.56	197.92	163.45	125.47	178.33	178.93	114.06	200.65	194.51	146.55	272.00	293.74
Jun	203.35	164.56	197.92	163.45	131.39	187.52	178.93	117.51	201.05	194.51	146.55	272.17	301.98
Jul	204.34	164.56	197.92	163.45	131.39	187.52	178.93	107.57	201.05	192.95	146.55	272.80	306.30
Aug	204.34	164.56	197.92	163.45	129.65	177.90	165.55	90.81	199.10	187.61	146.55	271.71	306.30
Sep	208.04	164.56	197.92	163.45	124.58	170.11	152.12	76.67	199.10	187.25	146.55	275.23	306.30
Oct	213.18	164.56	197.92	163.45	124.58	170.11	152.12	79.32	199.78	186.09	146.55	274.03	312.37
Nov	214.43	164.56	197.92	163.45	128.80	172.03	152.12	75.72	199.78	185.92	146.55	273.25	312.37
Dec	214.43	161.82	197.92	163.45	128.80	171.49	150.01	65.28	199.78	182.83	146.55	271.62	312.37
2016 Jan	216.25	161.82	197.92	163.45	128.80	155.51	128.46	50.24	199.78	182.92	146.55	270.92	312.37

Contd.

7.9 Index number of wholesale prices by commodities

Year / month	OTHER TRANSPORTABLE GOODS												
	Insecti- cides	Paints & Varnishes	Medicines	Soaps & Detergent	Auto Tyers	Plastic Products	Glass Sheets	Other Glass Articles	Ceramics & Sanitary	Bricks Blocks & Tiles	Cement	Bed Foams	Matches
(2007-08=100)													
2010-11	125.88	151.75	115.64	130.52	147.14	135.05	152.83	175.04	129.49	140.85	140.80	113.46	111.73
2011-12	125.90	187.97	117.18	151.04	171.17	179.77	168.41	206.10	136.90	165.89	162.19	126.38	118.84
2012-13	120.85	237.85	138.59	167.01	180.56	193.02	192.56	199.82	158.32	176.20	185.77	141.29	132.57
2013-14	143.37	260.43	139.76	180.26	185.96	201.16	207.04	212.10	182.46	193.91	203.42	148.32	143.20
2014-15	160.37	285.05	144.94	178.53	190.42	216.58	220.72	234.52	213.29	206.14	208.01	154.60	146.44
2015 Jan	149.54	288.63	145.19	178.31	192.43	221.88	226.39	242.20	216.53	204.99	208.27	156.67	143.20
Feb	134.91	288.63	145.19	178.31	192.43	222.47	228.76	242.89	216.99	206.92	207.84	156.67	143.20
Mar	142.24	291.17	145.19	178.14	192.43	222.47	228.76	243.63	218.62	208.60	206.83	156.67	143.20
Apr	143.34	291.69	145.19	178.14	191.36	222.47	228.76	243.63	219.25	209.76	206.86	156.67	143.20
May	141.69	291.69	145.19	180.40	191.36	225.35	230.11	243.63	219.45	210.12	207.25	156.67	162.62
Jun	141.69	291.69	145.19	180.02	191.36	225.60	230.11	243.63	219.58	209.47	207.25	156.67	162.62
Jul	140.84	291.69	145.20	180.02	191.78	228.67	231.30	243.63	221.02	209.47	207.29	156.67	162.62
Aug	138.59	295.36	145.20	180.05	191.78	228.34	231.30	243.63	221.62	209.99	206.97	156.67	162.62
Sep	138.59	295.36	145.71	180.67	192.83	228.35	231.30	243.63	227.13	209.99	206.87	156.67	162.62
Oct	138.59	295.36	146.38	180.67	192.83	231.05	231.30	243.63	227.13	216.83	206.70	156.67	162.62
Nov	134.66	295.36	146.67	121.33	192.83	231.05	231.30	243.63	227.13	217.09	206.79	156.67	162.62
Dec	134.66	295.36	146.89	181.28	192.83	231.05	231.30	243.63	227.13	217.47	206.53	157.17	162.62
2016 Jan	134.66	295.36	146.89	181.44	192.68	229.95	231.30	243.63	226.78	216.96	206.70	157.17	162.62

Contd.

7.9 Index number of wholesale prices by commodities

Year/month	METAL PRODUCT MACHINERY & EQUIP									
	Pig Iron	Steel Bars & Sheets	Pipe Fittings	Steel Products	Engine & Motors	Vacuum Pumps	Air Conditioners	Cultivators	Chuff Cutter	Tractors
(2007-08=100)										
2010-11	128.97	116.14	129.52	125.59	106.23	112.44	147.52	172.18	127.89	152.78
2011-12	128.97	133.06	140.66	152.22	109.07	115.39	165.34	184.47	131.97	177.34
2012-13	128.97	134.92	143.38	162.79	109.07	115.39	174.17	187.71	140.67	161.96
2013-14	128.97	140.15	163.38	169.47	109.07	115.39	180.79	215.46	146.36	188.81
2014-15	128.97	144.81	189.28	173.11	109.07	115.39	195.28	224.52	149.20	214.54
2015 Jan	128.97	144.48	191.94	173.80	109.07	115.39	195.53	226.90	149.20	214.54
Feb	128.97	141.59	191.94	173.80	109.07	115.39	196.18	226.90	149.20	214.54
Mar	128.97	140.43	191.94	173.80	109.07	115.39	196.18	219.76	149.20	214.54
Apr	128.97	140.03	191.94	173.88	109.07	115.39	197.69	219.76	149.20	214.54
May	128.97	139.25	191.94	173.88	109.07	115.39	199.53	219.76	149.20	214.54
Jun	128.97	138.84	193.53	173.54	109.07	115.39	199.53	219.76	149.20	214.54
Jul	128.97	138.82	193.53	173.54	109.07	115.39	199.53	219.76	149.20	214.54
Aug	128.97	136.92	192.08	173.54	109.07	115.39	199.53	219.76	149.20	214.54
Sep	128.97	130.45	192.08	173.54	109.07	115.39	200.18	219.76	149.20	214.54
Oct	128.97	129.32	192.08	173.54	109.07	115.39	200.18	219.76	149.20	205.43
Nov	128.97	127.63	195.10	173.54	109.07	115.39	200.18	219.76	149.20	205.43
Dec	128.97	127.00	194.96	176.27	109.07	115.39	200.18	219.76	149.20	205.43
2016 Jan	128.97	125.33	193.06	176.27	109.07	115.39	200.18	219.76	149.20	205.43

Contd.

7.9 Index number of wholesale prices by commodities

Year / month	METAL PRODUCT MACHINERY & EQUIP								
	Lathe Machine	Concrete Mixer	Refrige Wash & Sew mach Iron	Electrical Wires	Lighting Equip-ments	Radio & Television	Motor Vehicles	Motor Cycles	Bicycles

(2007-08=100)

2010-11	142.43	135.46	138.87	142.63	115.71	122.93	142.13	116.77	134.71
2011-12	147.58	138.83	162.92	160.69	141.05	130.71	155.07	122.52	166.65
2012-13	147.68	138.83	167.54	160.01	147.57	127.52	170.90	125.06	177.20
2013-14	186.40	138.83	188.44	173.65	163.03	126.49	179.74	125.61	181.58
2014-15	208.81	138.83	197.51	186.83	166.63	126.49	182.92	127.07	184.24
2015 Jan	208.81	138.83	198.06	190.43	168.19	126.49	183.03	128.20	185.63
Feb	208.81	138.83	198.16	190.87	168.19	126.49	183.03	128.20	185.63
Mar	208.81	138.83	198.16	190.87	168.19	126.49	183.03	128.20	185.63
Apr	208.81	138.83	198.20	190.87	168.19	126.49	183.03	125.89	185.63
May	208.81	138.83	198.30	187.86	168.19	126.49	183.03	125.89	185.63
Jun	208.81	138.83	198.62	187.86	168.19	126.49	183.03	125.89	185.63
Jul	208.81	138.83	198.62	187.86	167.30	126.49	183.03	125.89	185.63
Aug	208.81	138.83	198.62	192.45	167.30	126.49	183.03	125.89	185.63
Sep	208.81	138.83	198.62	192.45	167.30	126.49	183.03	125.89	185.63
Oct	208.81	138.83	200.43	195.19	167.30	126.49	183.03	125.89	185.63
Nov	208.81	138.83	200.43	195.19	167.30	126.49	183.03	125.89	185.63
Dec	208.81	138.83	200.43	195.19	167.30	126.49	183.03	125.89	185.63
2016 Jan	208.81	138.83	199.36	195.19	167.30	126.49	184.14	125.89	185.63

Contd.

7.10 Intercity Wholesale Prices of Selected Commodities

Group/Commodity/Item Specification	Unit	City	Prices (Rs.)			% Change in Jan., 2016 Over	
			Jan., 2016	Dec., 2015	Jan., 2015	Dec., 2015	Jan., 2015
			1. Agriculture Forestry & Fishery				
001. Wheat							
0111201. WHEAT AVG. QLTY.	100 KG.	LAH	3512.50	3512.50	3375.00	0.00	4.07
		FAS	3400.00	3400.00	3293.75	0.00	3.23
		RAW	3550.00	3550.00	3525.00	0.00	0.71
		MUL	3350.00	3350.00	3200.00	0.00	4.69
		GUJ	3700.00	3700.00	3200.00	0.00	15.63
		SAH	3312.50	3312.50	3175.00	0.00	4.33
		SAR	3225.00	3225.00	3025.00	0.00	6.61
		SKT	3750.00	3750.00	3375.00	0.00	11.11
		BPR	3400.00	3387.50	3225.00	0.37	5.43
		GJT	3700.00	3700.00	3275.00	0.00	12.98
		KSR	3487.50	3487.50	3387.50	0.00	2.95
		KAR	3700.00	3700.00	3400.00	0.00	8.82
		HYD	3452.50	3445.00	3315.00	0.22	4.15
		SKR	3400.00	3400.00	3362.50	0.00	1.12
		LRK	3125.00	3125.00	3112.50	0.00	0.40
		MPK	3200.00	3200.00	3250.00	0.00	-1.54
		NWB	3250.00	3250.00	3500.00	0.00	-7.14
		PSH	3180.00	3100.00	3342.50	2.58	-4.86
		BNU	3425.00	3425.00	3450.00	0.00	-0.72
002. Maize							
0112201. MAIZE AVG. QLTY.	40 KG.	LAH	950.00	950.00	1150.00	0.00	-17.39
		FAS	1050.00	950.00	875.00	10.53	20.00
		RAW	1187.50	1187.50	1175.00	0.00	1.06
		SAR	1175.00	1150.00	1000.00	2.17	17.50
		KSR	950.00	950.00	1150.00	0.00	-17.39
		KAR	1055.00	1325.00	1420.00	-20.38	-25.70
		HYD	1125.00	1050.00	1100.00	7.14	2.27
		PSH	930.00	890.00	870.00	4.49	6.90
		BNU	1400.00	1400.00	1350.00	0.00	3.70
		QTA	1390.00	1390.00	1390.00	0.00	0.00
003. Rice							
0113201. RICE BASMATI SUP. QLTY.	40 KG.	LAH	3462.50	3350.00	4310.00	3.36	-19.66
		FAS	2700.00	2700.00	4250.00	0.00	-36.47
		RAW	4450.00	4450.00	5000.00	0.00	-11.00
		MUL	3050.00	3350.00	4100.00	-8.96	-25.61
		GUJ	2560.00	2450.00	3050.00	4.49	-16.07
		SKT	2560.00	2650.00	3000.00	-3.40	-14.67
		KAR	3960.00	3960.00	4700.00	0.00	-15.74
		HYD	3825.00	3775.00	4525.00	1.32	-15.47
		MPK	3800.00	3600.00	4600.00	5.56	-17.39
		PSH	3450.00	3450.00	3150.00	0.00	9.52
		MNG	3050.00	3050.00	3550.00	0.00	-14.08
		QTA	4800.00	4800.00	5000.00	0.00	-4.00
0113202. RICE BASMATI BROKEN AVG. QLTY.	40 KG.	LAH	1795.00	1730.00	2535.00	3.76	-29.19
		RAW	2650.00	2650.00	3075.00	0.00	-13.82
		GUJ	1900.00	1900.00	2100.00	0.00	-9.52
		SAH	1625.00	1625.00	2000.00	0.00	-18.75
		SKT	1750.00	1750.00	1920.00	0.00	-8.85
		BPR	1750.00	1750.00	2100.00	0.00	-16.67
		GJT	1850.00	1850.00	2100.00	0.00	-11.90
		KSR	1790.00	1790.00	2575.00	0.00	-30.49
		KAR	1950.00	1950.00	2760.00	0.00	-29.35
		HYD	1825.00	1775.00	2350.00	2.82	-22.34
		SKR	1600.00	1600.00	2500.00	0.00	-36.00
		LRK	2400.00	2400.00	3200.00	0.00	-25.00
		MPK	1300.00	1300.00	1600.00	0.00	-18.75
		PSH	1700.00	1700.00	1550.00	0.00	9.68

Contd.

7.10 Intercity Wholesale Prices of Selected Commodities

Group/Commodity/Item Specification	Unit	City	Prices (Rs.)			% Change in			
			Jan., 2016	Dec., 2015	Jan., 2015	Jan., 2016 Over			
						Dec., 2015	Jan., 2015		
0113203. RICE IRRI-9 PUNJAB	40 KG.	BNU	1600.00	1650.00	1650.00	-3.03	-3.03		
		QTA	2900.00	2900.00	3300.00	0.00	-12.12		
		LAH	1675.00	1600.00	2175.00	4.69	-22.99		
		FAS	1400.00	1400.00	2750.00	0.00	-49.09		
		RAW	1975.00	1975.00	2250.00	0.00	-12.22		
		SAR	1675.00	1675.00	1800.00	0.00	-6.94		
		SKT	1600.00	1600.00	1600.00	0.00	0.00		
0113204. RICE IRRI-6 SINDH	40 KG.	QTA	1360.00	1360.00	1560.00	0.00	-12.82		
		KAR	1320.00	1320.00	1800.00	0.00	-26.67		
		HYD	1425.00	1400.00	1600.00	1.79	-10.94		
		SKR	1250.00	1250.00	1200.00	0.00	4.17		
		LRK	1080.00	1040.00	1200.00	3.85	-10.00		
		NWB	1630.00	1630.00	1630.00	0.00	0.00		
		PSH	1325.00	1325.00	1460.00	0.00	-9.25		
QTA	1600.00	1600.00	1520.00	0.00	5.26				
004. Sorghum / Jowar									
0114201. JOWAR AVG. QLTY.	40 KG.	LAH	1550.00	1550.00	1750.00	0.00	-11.43		
		FAS	1450.00	1100.00	1250.00	31.82	16.00		
		SAR	1950.00	2050.00	2250.00	-4.88	-13.33		
		GJT	1425.00	1450.00	2000.00	-1.72	-28.75		
		KAR	1410.00	1430.00	1180.00	-1.40	19.49		
		HYD	1200.00	1200.00	1550.00	0.00	-22.58		
		PSH	1480.00	1480.00	1450.00	0.00	2.07		
005. Millet / Bajra									
0118201. BAJRA AVG. QLTY.	40 KG.	LAH	1225.00	1225.00	1175.00	0.00	4.26		
		FAS	1075.00	975.00	930.00	10.26	15.59		
		SAR	1050.00	1075.00	975.00	-2.33	7.69		
		GJT	1160.00	1160.00	932.50	0.00	24.40		
		KAR	1210.00	1230.00	1080.00	-1.63	12.04		
		HYD	1090.00	1090.00	1030.00	0.00	5.83		
		PSH	1420.00	1420.00	1200.00	0.00	18.33		
006. Vegetables									
0121201. CABBAGE AVG. QLTY.	100 KG.	LAH	965.00	1225.00	2050.00	-21.22	-52.93		
		FAS	700.00	700.00	1500.00	0.00	-53.33		
		RAW	1750.00	1875.00	1975.00	-6.67	-11.39		
		MUL	1300.00	2600.00	2600.00	-50.00	-50.00		
		SAR	1575.00	2450.00	2075.00	-35.71	-24.10		
		SKT	2550.00	1550.00	3000.00	64.52	-15.00		
		KAR	1425.00	1575.00	1900.00	-9.52	-25.00		
		SKR	1600.00	1600.00	2250.00	0.00	-28.89		
		PSH	825.00	825.00	2100.00	0.00	-60.71		
		0121301. CAULIFLOWER AVG. QLTY.	100 KG.	LAH	775.00	1025.00	1825.00	-24.39	-57.53
				FAS	700.00	800.00	1850.00	-12.50	-62.16
				MUL	850.00	1650.00	1700.00	-48.48	-50.00
				SKT	3200.00	1850.00	2000.00	72.97	60.00
KAR	1212.50			1360.00	2100.00	-10.85	-42.26		
SKR	1200.00			1200.00	2250.00	0.00	-46.67		
MPK	1350.00			1500.00	1700.00	-10.00	-20.59		
0122201. CUCUMBER (KHEERA) AVG. QLTY.	100 KG.	PSH	825.00	825.00	1500.00	0.00	-45.00		
		QTA	3200.00	1800.00	2200.00	77.78	45.45		
		LAH	3050.00	3050.00	4175.00	0.00	-26.95		
		FAS	3000.00	3000.00	4250.00	0.00	-29.41		
		RAW	3750.00	3525.00	4350.00	6.38	-13.79		
		MUL	3250.00	2750.00	6250.00	18.18	-48.00		
		GUJ	4000.00	3000.00	5000.00	33.33	-20.00		
		SAR	3550.00	4550.00	7950.00	-21.98	-55.35		
		SKT	5100.00	4000.00	5500.00	27.50	-7.27		
		KAR	1700.00	1100.00	2100.00	54.55	-19.05		
HYD	2800.00	2500.00	6000.00	12.00	-53.33				

Contd.

7.10 Intercity Wholesale Prices of Selected Commodities

Group/Commodity/Item Specification	Unit	City	Prices (Rs.)			% Change in			
			Jan., 2016	Dec., 2015	Jan., 2015	Jan., 2016 Over			
						Dec., 2015	Jan., 2015		
0122401. TOMATOES AVG. QLTY.	40 KG.	SKR	3500.00	2600.00	4400.00	34.62	-20.45		
		PSH	4750.00	3900.00	3500.00	21.79	35.71		
		BNU	3000.00	3200.00	4500.00	-6.25	-33.33		
		QTA	4200.00	3000.00	7200.00	40.00	-41.67		
		LAH	955.00	1690.00	1315.00	-43.49	-27.38		
		FAS	1500.00	1500.00	1700.00	0.00	-11.76		
		RAW	975.00	1950.00	1875.00	-50.00	-48.00		
		MUL	900.00	1700.00	1500.00	-47.06	-40.00		
		GUJ	1600.00	1900.00	1625.00	-15.79	-1.54		
		SAH	1712.50	2250.00	2100.00	-23.89	-18.45		
		SAR	1050.00	2025.00	1480.00	-48.15	-29.05		
		SKT	1450.00	1900.00	2000.00	-23.68	-27.50		
		BPR	840.00	1960.00	1560.00	-57.14	-46.15		
		GJT	2000.00	1900.00	1600.00	5.26	25.00		
		KAR	432.50	840.00	760.00	-48.51	-43.09		
		HYD	500.00	1250.00	1400.00	-60.00	-64.29		
		0123201. PEAS (MATAR) AVG. QLTY.	100 KG.	SKR	600.00	1600.00	1000.00	-62.50	-40.00
LRK	1200.00			3200.00	2000.00	-62.50	-40.00		
MPK	425.00			1100.00	600.00	-61.36	-29.17		
PSH	1200.00			1900.00	1700.00	-36.84	-29.41		
BNU	1000.00			1800.00	1700.00	-44.44	-41.18		
MNG	1825.00			1825.00	2100.00	0.00	-13.10		
QTA	1080.00			1880.00	1480.00	-42.55	-27.03		
LAH	2525.00			3750.00	5300.00	-32.67	-52.36		
FAS	1800.00			2800.00	5500.00	-35.71	-67.27		
RAW	2250.00			3025.00	4150.00	-25.62	-45.78		
GUJ	2500.00			3100.00	5250.00	-19.35	-52.38		
SKT	2900.00			2500.00	6000.00	16.00	-51.67		
KAR	2225.00			3600.00	6250.00	-38.19	-64.40		
SKR	2800.00			4400.00	6500.00	-36.36	-56.92		
MPK	3550.00			4000.00	6000.00	-11.25	-40.83		
PSH	2550.00			3100.00	4500.00	-17.74	-43.33		
0124101. TURNIP AVG. QLTY.	100 KG.			BNU	3000.00	3000.00	5500.00	0.00	-45.45
		QTA	4200.00	7000.00	6000.00	-40.00	-30.00		
		LAH	950.00	950.00	1275.00	0.00	-25.49		
		FAS	700.00	700.00	1100.00	0.00	-36.36		
		RAW	1625.00	1725.00	1675.00	-5.80	-2.99		
		MUL	900.00	1100.00	1100.00	-18.18	-18.18		
		SKT	1500.00	1500.00	1500.00	0.00	0.00		
		KAR	775.00	1250.00	950.00	-38.00	-18.42		
		SKR	800.00	1000.00	900.00	-20.00	-11.11		
		PSH	900.00	800.00	1800.00	12.50	-50.00		
		MNG	1775.00	1825.00	1700.00	-2.74	4.41		
		QTA	1600.00	1600.00	1500.00	0.00	6.67		
		0124102. CARROT AVG. QLTY.	100 KG.	LAH	975.00	1350.00	2175.00	-27.78	-55.17
				FAS	900.00	1100.00	1800.00	-18.18	-50.00
				RAW	1975.00	2075.00	1775.00	-4.82	11.27
				MUL	1100.00	1900.00	1300.00	-42.11	-15.38
				GUJ	1050.00	1050.00	1750.00	0.00	-40.00
SAR	1050.00			1450.00	2212.50	-27.59	-52.54		
SKT	1500.00			1500.00	2500.00	0.00	-40.00		
KAR	1250.00			1300.00	1550.00	-3.85	-19.35		
SKR	1200.00			1500.00	2000.00	-20.00	-40.00		
MPK	1000.00			1000.00	1200.00	0.00	-16.67		
PSH	1100.00			2100.00	2175.00	-47.62	-49.43		
MNG	2000.00			2950.00	2575.00	-32.20	-22.33		
QTA	1800.00			1800.00	2200.00	0.00	-18.18		
0124201. GARLIC	40 KG.			LAH	6700.00	5690.00	6425.00	17.75	4.28
				FAS	4250.00	4250.00	3800.00	0.00	11.84

Contd.

7.10 Intercity Wholesale Prices of Selected Commodities

Group/Commodity/Item Specification	Unit	City	Prices (Rs.)			% Change in	
			Jan., 2016	Dec., 2015	Jan., 2015	Jan., 2016 Over	
						Dec., 2015	Jan., 2015
		RAW	6325.00	5600.00	3650.00	12.95	73.29
		SAR	8450.00	7250.00	5380.00	16.55	57.06
		SKT	8500.00	6000.00	5100.00	41.67	66.67
		GJT	1600.00	7750.00	4250.00	-79.35	-62.35
		KAR	8100.00	7600.00	4200.00	6.58	92.86
		HYD	7550.00	7100.00	4050.00	6.34	86.42
		SKR	7800.00	5680.00	4000.00	37.32	95.00
		PSH	8200.00	6375.00	5000.00	28.63	64.00
		MNG	8000.00	6800.00	4800.00	17.65	66.67
		QTA	6800.00	5400.00	4200.00	25.93	61.90
0124301. ONIONS DRY AVG. QLTY.	40 KG.	LAH	1280.00	1590.00	750.00	-19.50	70.67
		FAS	1300.00	1500.00	560.00	-13.33	132.14
		RAW	1625.00	1775.00	712.50	-8.45	128.07
		MUL	1450.00	1550.00	570.00	-6.45	154.39
		GUJ	1600.00	1600.00	600.00	0.00	166.67
		SAH	1360.00	1560.00	760.00	-12.82	78.95
		SAR	1075.00	1750.00	680.00	-38.57	58.09
		SKT	1450.00	1650.00	600.00	-12.12	141.67
		BPR	1480.00	1680.00	740.00	-11.90	100.00
		GJT	1750.00	1750.00	575.00	0.00	204.35
		KSR	1300.00	1640.00	725.00	-20.73	79.31
		KAR	1080.00	1200.00	380.00	-10.00	184.21
		HYD	1150.00	1200.00	455.00	-4.17	152.75
		SKR	1040.00	1440.00	495.00	-27.78	110.10
		LRK	1600.00	1600.00	750.00	0.00	113.33
		MPK	1125.00	1280.00	380.00	-12.11	196.05
		NWB	1850.00	1850.00	600.00	0.00	208.33
		PSH	1300.00	1900.00	700.00	-31.58	85.71
		BNU	1400.00	1520.00	900.00	-7.89	55.56
		MNG	1800.00	2000.00	1000.00	-10.00	80.00
		QTA	1200.00	1600.00	530.00	-25.00	126.42
0124901. RADDISH AVG. QLTY.	100 KG.	RAW	1575.00	1650.00	1725.00	-4.55	-8.70
		MUL	750.00	850.00	700.00	-11.76	7.14
		GUJ	1000.00	1000.00	1650.00	0.00	-39.39
		SAR	975.00	1350.00	650.00	-27.78	50.00
		SKT	1500.00	1900.00	2250.00	-21.05	-33.33
		KAR	625.00	775.00	750.00	-19.35	-16.67
		MPK	750.00	1000.00	1000.00	-25.00	-25.00
		PSH	800.00	800.00	1100.00	0.00	-27.27
007. Fresh Fruits							
0131201. BANANA AVG. QLTY.	DOZ.	LAH	43.50	34.50	45.25	26.09	-3.87
		FAS	43.75	43.75	42.50	0.00	2.94
		RAW	57.75	52.50	52.50	10.00	10.00
		MUL	57.50	47.50	62.50	21.05	-8.00
		GUJ	50.00	50.00	47.50	0.00	5.26
		SKT	40.00	37.50	50.00	6.67	-20.00
		BPR	52.50	52.50	52.50	0.00	0.00
		GJT	67.50	57.50	45.50	17.39	48.35
		KAR	25.50	24.00	29.00	6.25	-12.07
		HYD	45.00	45.00	39.00	0.00	15.38
		SKR	35.00	35.00	35.00	0.00	0.00
		MPK	15.50	15.00	25.00	3.33	-38.00
		PSH	45.00	45.00	45.00	0.00	0.00
		MNG	70.00	70.00	60.00	0.00	16.67
0131701. PAPAYA (PAPETA)	40 KG.	LAH	4650.00	4650.00	3350.00	0.00	38.81
		KAR	3000.00	3000.00	2700.00	0.00	11.11
		HYD	4000.00	4000.00	4000.00	0.00	0.00
		MPK	3100.00	3000.00	2800.00	3.33	10.71

Contd.

7.10 Intercity Wholesale Prices of Selected Commodities

Group/Commodity/Item Specification	Unit	City	Prices (Rs.)			% Change in Jan., 2016 Over	
			Jan., 2016	Dec., 2015	Jan., 2015	Dec., 2015	Jan., 2015
0132301. MALTA AVG. QLTY.	100	LAH	675.00	537.50	690.00	25.58	-2.17
		FAS	450.00	350.00	375.00	28.57	20.00
		RAW	645.00	685.00	687.50	-5.84	-6.18
		SAR	425.00	412.50	350.00	3.03	21.43
		KAR	400.00	400.00	750.00	0.00	-46.67
		HYD	700.00	700.00	900.00	0.00	-22.22
		PSH	625.00	800.00	750.00	-21.88	-16.67
		QTA	550.00	580.00	340.00	-5.17	61.76
0132302. KINO AVG. QLTY.	100	LAH	650.00	490.00	725.00	32.65	-10.34
		FAS	350.00	225.00	350.00	55.56	0.00
		RAW	560.00	645.00	425.00	-13.18	31.76
		SAR	375.00	310.00	360.00	20.97	4.17
		KAR	425.00	425.00	337.50	0.00	25.93
		HYD	412.50	412.50	600.00	0.00	-31.25
		PSH	450.00	550.00	550.00	-18.18	-18.18
		QTA	550.00	580.00	340.00	-5.17	61.76
0134401. STRAWBURY	40 KG.	LAH	3350.00	3350.00	2900.00	0.00	15.52
		RAW	5450.00	5450.00	4650.00	0.00	17.20
		KAR	5000.00	5000.00	3800.00	0.00	31.58
		SKR	2500.00	2500.00	3500.00	0.00	-28.57
0135101. APPLE AVG. QLTY.	40 KG.	LAH	2250.00	2250.00	2850.00	0.00	-21.05
		RAW	2525.00	2525.00	2425.00	0.00	4.12
		MUL	3400.00	3100.00	4000.00	9.68	-15.00
		KAR	1199.50	1199.50	1960.00	0.00	-38.80
		HYD	2350.00	2250.00	2350.00	4.44	0.00
		SKR	1840.00	1840.00	1770.00	0.00	3.95
		PSH	2400.00	2400.00	2900.00	0.00	-17.24
		MNG	3400.00	3250.00	3900.00	4.62	-12.82
		QTA	2640.00	2240.00	3000.00	17.86	-12.00
0135102. APPLE SUP. QLTY.	40 KG.	LAH	3550.00	3550.00	5050.00	0.00	-29.70
		RAW	6050.00	6050.00	5350.00	0.00	13.08
		GJT	4550.00	3900.00	4550.00	16.67	0.00
		KAR	2040.00	2240.00	2720.00	-8.93	-25.00
		PSH	3000.00	3000.00	3200.00	0.00	-6.25
		MNG	4100.00	4100.00	4800.00	0.00	-14.58
		QTA	3640.00	3240.00	4000.00	12.35	-9.00
0135901. GUAVA AVG. QLTY.	40 KG.	LAH	1575.00	1575.00	1810.00	0.00	-12.98
		RAW	1475.00	1625.00	2225.00	-9.23	-33.71
		MUL	1900.00	2100.00	2300.00	-9.52	-17.39
		KAR	740.00	840.00	1240.00	-11.90	-40.32
		HYD	1250.00	1250.00	1600.00	0.00	-21.88
		PSH	1400.00	1100.00	2200.00	27.27	-36.36
		QTA	1440.00	1440.00	1480.00	0.00	-2.70
0136101. WATER MELON	40 KG.	LAH	690.00	690.00	1050.00	0.00	-34.29
		FAS	2600.00	2600.00	700.00	0.00	271.43
		RAW	775.00	775.00	1375.00	0.00	-43.64
		MUL	735.00	735.00	750.00	0.00	-2.00
		KSR	745.00	745.00	925.00	0.00	-19.46
		KAR	1200.00	1200.00	1240.00	0.00	-3.23
		HYD	2500.00	2500.00	1400.00	0.00	78.57
		SKR	1000.00	1000.00	1000.00	0.00	0.00
		PSH	1000.00	1000.00	1100.00	0.00	-9.09
		QTA	640.00	640.00	760.00	0.00	-15.79
0136102. MUSK MELON (SARDA/GARMA)	40 KG.	LAH	2050.00	2050.00	1550.00	0.00	32.26
		RAW	4100.00	4100.00	1275.00	0.00	221.57
		SKT	2000.00	2000.00	1200.00	0.00	66.67
		KAR	2075.00	575.00	1500.00	260.87	38.33
		PSH	1750.00	1750.00	1640.00	0.00	6.71

Contd.

7.10 Intercity Wholesale Prices of Selected Commodities

Group/Commodity/Item Specification	Unit	City	Prices (Rs.)			% Change in			
						Jan., 2016 Over			
			Jan., 2016	Dec., 2015	Jan., 2015	Dec., 2015	Jan., 2015		
0136103. SWEET MELON (KHURBOZA)	40 KG.	LAH	1690.00	1690.00	1750.00	0.00	-3.43		
		RAW	1775.00	1775.00	3050.00	0.00	-41.80		
		KAR	1240.00	1240.00	2100.00	0.00	-40.95		
		HYD	2400.00	2400.00	2500.00	0.00	-4.00		
008. Dry Fruits									
0138101. ALMOND KAGZI(IN SHELL)AVG. QLTY.	40 KG.	LAH	21800.00	21800.00	21800.00	0.00	0.00		
		RAW	16250.00	16250.00	14250.00	0.00	14.04		
		MUL	27500.00	20650.00	25000.00	33.17	10.00		
		KAR	26500.00	26500.00	19600.00	0.00	35.20		
		HYD	22000.00	21000.00	20000.00	4.76	10.00		
		MPK	28500.00	28500.00	24000.00	0.00	18.75		
		PSH	39200.00	39200.00	25000.00	0.00	56.80		
		MNG	30000.00	30000.00	26400.00	0.00	13.64		
		QTA	20000.00	20000.00	13200.00	0.00	51.52		
		0138401. CHHOARA (DRY DATES) AVG. QLTY.	40 KG.	LAH	3500.00	3500.00	3100.00	0.00	12.90
FAS	3500.00			2750.00	2300.00	27.27	52.17		
RAW	3950.00			3950.00	4150.00	0.00	-4.82		
MUL	4350.00			4100.00	3300.00	6.10	31.82		
KAR	4740.00			4400.00	3860.00	7.73	22.80		
HYD	3100.00			3100.00	3260.00	0.00	-4.91		
MPK	2500.00			2500.00	2000.00	0.00	25.00		
PSH	3600.00			3400.00	2300.00	5.88	56.52		
BNU	3800.00			3700.00	3700.00	2.70	2.70		
0138501. PISTACHIO(WITHOUT SHELL)AVG. QLTY	40 KG.			LAH	83500.00	83500.00	74500.00	0.00	12.08
		RAW	72500.00	72500.00	82750.00	0.00	-12.39		
		MUL	81000.00	78500.00	81000.00	3.18	0.00		
		KAR	95000.00	95000.00	82000.00	0.00	15.85		
		HYD	88000.00	86000.00	84000.00	2.33	4.76		
		SKR	83500.00	83500.00	83500.00	0.00	0.00		
		PSH	76000.00	76000.00	78000.00	0.00	-2.56		
		QTA	58000.00	58000.00	58000.00	0.00	0.00		
		0138901. COCONUT DRY AVG. QLTY.	40 KG.	LAH	8450.00	8450.00	10250.00	0.00	-17.56
				MUL	7750.00	7650.00	9300.00	1.31	-16.67
GJT	8450.00			8450.00	9600.00	0.00	-11.98		
KAR	7700.00			7550.00	9400.00	1.99	-18.09		
HYD	8500.00			8500.00	10200.00	0.00	-16.67		
SKR	9600.00			8800.00	9200.00	9.09	4.35		
MPK	9200.00			8000.00	9400.00	15.00	-2.13		
PSH	8800.00			8800.00	10000.00	0.00	-12.00		
MNG	9600.00			8000.00	10400.00	20.00	-7.69		
009. Cotton Seeds									
0143101. COTTON SEEDS	40 KG.	FAS	1800.00	1700.00	1150.00	5.88	56.52		
		MUL	1500.00	1425.00	1125.00	5.26	33.33		
		SAH	1475.00	1350.00	985.00	9.26	49.75		
		SAR	1575.00	1525.00	1237.50	3.28	27.27		
		SKT	1700.00	1700.00	1466.00	0.00	15.96		
		KSR	1425.00	1425.00	1425.00	0.00	0.00		
		KAR	2845.00	2845.00	2040.00	0.00	39.46		
		HYD	1700.00	1400.00	1090.00	21.43	55.96		
		010. Other Oil Seeds							
		0144201. MUSTARD SEEDS	40 KG.	FAS	2100.00	2250.00	2500.00	-6.67	-16.00
MUL	2050.00			2050.00	2350.00	0.00	-12.77		
SAH	2050.00			1900.00	2425.00	7.89	-15.46		
BPR	2250.00			2250.00	2650.00	0.00	-15.09		
KSR	2750.00			2750.00	2750.00	0.00	0.00		
KAR	2520.00			2520.00	2540.00	0.00	-0.79		
HYD	2300.00			2200.00	2400.00	4.55	-4.17		
MPK	2050.00			2100.00	2510.00	-2.38	-18.33		
NWB	1500.00			1500.00	2800.00	0.00	-46.43		
PSH	3200.00			3200.00	3200.00	0.00	0.00		

Contd.

7.10 Intercity Wholesale Prices of Selected Commodities

Group/Commodity/Item Specification	Unit	City	Prices (Rs.)			% Change in	
			Jan.,2016	Dec., 2015	Jan., 2015	Jan., 2016 Over	
						Dec., 2015	Jan., 2015
011. Edible Roots / Potatoes							
0151001. POTATOES WHITE AVG. QLTY.	40 KG.	KAR	840.00	840.00	540.00	0.00	55.56
		HYD	400.00	600.00	1000.00	-33.33	-60.00
		SKR	360.00	480.00	560.00	-25.00	-35.71
		MPK	440.00	480.00	600.00	-8.33	-26.67
		QTA	760.00	760.00	840.00	0.00	-9.52
0151002. POTATOES RED AVG. QLTY.	40 KG.	LAH	490.00	1025.00	900.00	-52.20	-45.56
		FAS	880.00	880.00	750.00	0.00	17.33
		RAW	925.00	1025.00	812.50	-9.76	13.85
		MUL	600.00	925.00	1100.00	-35.14	-45.45
		GUJ	600.00	750.00	775.00	-20.00	-22.58
		SAH	345.00	840.00	825.00	-58.93	-58.18
		SAR	525.00	1050.00	880.00	-50.00	-40.34
		SKT	600.00	950.00	1000.00	-36.84	-40.00
		BPR	500.00	1000.00	840.00	-50.00	-40.48
		PSH	800.00	880.00	840.00	-9.09	-4.76
		MNG	687.50	1000.00	1025.00	-31.25	-32.93
012. Stimulant & Spice Crops							
0165201. RED CHILLIES DRY(WHOLE)	40 KG.	LAH	8850.00	8850.00	9425.00	0.00	-6.10
		FAS	7500.00	7500.00	7800.00	0.00	-3.85
		RAW	9250.00	9100.00	9250.00	1.65	0.00
		MUL	7650.00	7300.00	7900.00	4.79	-3.16
		KAR	7000.00	7000.00	9000.00	0.00	-22.22
		HYD	8000.00	8000.00	7500.00	0.00	6.67
		MPK	7250.00	6500.00	7500.00	11.54	-3.33
		PSH	8800.00	8800.00	8200.00	0.00	7.32
		QTA	11600.00	11600.00	10600.00	0.00	9.43
0165401. CUMINSEED WHITE 50 G.PKT.NAT.	EACH	LAH	49.50	49.50	48.90	0.00	1.23
		FAS	48.28	48.28	48.28	0.00	0.00
		RAW	46.00	46.00	46.00	0.00	0.00
		MUL	48.67	48.67	48.67	0.00	0.00
		KAR	50.00	50.00	50.00	0.00	0.00
		HYD	52.00	52.00	52.00	0.00	0.00
		MPK	40.45	40.45	40.45	0.00	0.00
		PSH	51.00	51.00	51.00	0.00	0.00
		MNG	45.00	45.00	45.00	0.00	0.00
		QTA	46.00	46.00	46.00	0.00	0.00
0165402. CARDAMOM LARGE	40 KG.	LAH	108000.00	112500.00	98500.00	-4.00	9.64
		RAW	75500.00	75500.00	71750.00	0.00	5.23
		MUL	129000.00	125500.00	121000.00	2.79	6.61
		KAR	115000.00	122000.00	110000.00	-5.74	4.55
		HYD	100000.00	100000.00	108000.00	0.00	-7.41
		MPK	110000.00	110000.00	110000.00	0.00	0.00
		PSH	80000.00	108000.00	122000.00	-25.93	-34.43
		QTA	104000.00	104000.00	104000.00	0.00	0.00
0165403. CARDAMOM SMALL	KG.	LAH	1225.00	1262.50	1090.00	-2.97	12.39
		RAW	1325.00	1325.00	1725.00	0.00	-23.19
		MUL	1050.00	1150.00	1300.00	-8.70	-19.23
		KAR	1325.00	1325.00	1225.00	0.00	8.16
		HYD	1350.00	1350.00	1400.00	0.00	-3.57
		MPK	1000.00	1000.00	1000.00	0.00	0.00
		PSH	1375.00	1375.00	1250.00	0.00	10.00
		QTA	925.00	925.00	925.00	0.00	0.00
0165501. CINNAMON	40 KG.	RAW	9250.00	9250.00	8450.00	0.00	9.47
		MUL	9500.00	9900.00	12750.00	-4.04	-25.49
		KAR	9100.00	9500.00	9800.00	-4.21	-7.14
		PSH	8600.00	10000.00	10000.00	-14.00	-14.00
		QTA	5100.00	5100.00	5100.00	0.00	0.00

Contd.

7.10 Intercity Wholesale Prices of Selected Commodities

Group/Commodity/Item Specification	Unit	City	Prices (Rs.)			% Change in Jan., 2016 Over			
			Jan., 2016	Dec., 2015	Jan., 2015	Dec., 2015	Jan., 2015		
0165701. GINGER GREEN	40 KG.	LAH	3225.00	3225.00	6335.00	0.00	-49.09		
		FAS	2750.00	2750.00	5400.00	0.00	-49.07		
		RAW	3900.00	3950.00	7050.00	-1.27	-44.68		
		SAR	5250.00	7250.00	5760.00	-27.59	-8.85		
		SKT	5600.00	5600.00	5800.00	0.00	-3.45		
		KAR	2900.00	3300.00	3700.00	-12.12	-21.62		
		HYD	4800.00	5600.00	8000.00	-14.29	-40.00		
		SKR	3600.00	3600.00	4250.00	0.00	-15.29		
		PSH	5600.00	6400.00	5400.00	-12.50	-3.70		
		MNG	6000.00	4800.00	8000.00	25.00	-25.00		
		QTA	6800.00	5400.00	4200.00	25.93	61.90		
		013. Pulses	40 KG.	LAH	5250.00	5250.00	5450.00	0.00	-3.67
				RAW	4725.00	4725.00	4825.00	0.00	-2.07
MUL	4100.00			4300.00	4100.00	-4.65	0.00		
KSR	5250.00			5250.00	5650.00	0.00	-7.08		
KAR	4330.00			4330.00	4300.00	0.00	0.70		
HYD	3400.00			3400.00	3000.00	0.00	13.33		
PSH	3750.00			3750.00	3650.00	0.00	2.74		
BNU	4800.00			4500.00	4500.00	6.67	6.67		
QTA	5600.00			5600.00	3000.00	0.00	86.67		
0170401. MASOOR WHOLE AVG. QLTY.	100 KG.			LAH	11250.00	11250.00	9950.00	0.00	13.07
				FAS	9875.00	9875.00	9250.00	0.00	6.76
				RAW	13100.00	12550.00	11250.00	4.38	16.44
				MUL	10250.00	10250.00	10350.00	0.00	-0.97
		SAR	10437.50	10250.00	10750.00	1.83	-2.91		
		SKT	12000.00	12000.00	12000.00	0.00	0.00		
		BPR	11250.00	11250.00	11750.00	0.00	-4.26		
		GJT	11000.00	11000.00	10500.00	0.00	4.76		
		KSR	11750.00	11750.00	10200.00	0.00	15.20		
		KAR	10550.00	10550.00	10250.00	0.00	2.93		
		HYD	9400.00	9400.00	9800.00	0.00	-4.08		
		SKR	11800.00	11800.00	9500.00	0.00	24.21		
		LRK	11000.00	11000.00	10600.00	0.00	3.77		
MPK	10400.00	10500.00	10500.00	-0.95	-0.95				
PSH	12000.00	12000.00	12050.00	0.00	-0.41				
QTA	13600.00	13100.00	13000.00	3.82	4.62				
0170402. MASOOR SPLIT AVG. QLTY.	100 KG.	LAH	13250.00	13250.00	10800.00	0.00	22.69		
		FAS	11250.00	11250.00	9900.00	0.00	13.64		
		RAW	13900.00	13600.00	12900.00	2.21	7.75		
		MUL	11750.00	11750.00	11100.00	0.00	5.86		
		SAR	12200.00	12250.00	12600.00	-0.41	-3.17		
		SKT	12700.00	12800.00	6000.00	-0.78	111.67		
		BPR	12250.00	12250.00	12750.00	0.00	-3.92		
		GJT	14000.00	14000.00	12500.00	0.00	12.00		
		KAR	12350.00	12350.00	11250.00	0.00	9.78		
		HYD	10800.00	10800.00	11500.00	0.00	-6.09		
		SKR	12500.00	12500.00	12500.00	0.00	0.00		
		LRK	11950.00	12000.00	11600.00	-0.42	3.02		
		MPK	11800.00	11500.00	11600.00	2.61	1.72		
PSH	12000.00	12000.00	12050.00	0.00	-0.41				
QTA	12600.00	12100.00	13600.00	4.13	-7.35				
0170901. GRAM WHOLE YELLOW AVG. QLTY.	100 KG.	LAH	10250.00	10250.00	8917.50	0.00	14.94		
		FAS	8750.00	8250.00	5400.00	6.06	62.04		
		RAW	9100.00	8950.00	9050.00	1.68	0.55		
		MUL	11250.00	11250.00	8300.00	0.00	35.54		
		SAR	8750.00	9250.00	6075.00	-5.41	44.03		
		BPR	11000.00	11000.00	9250.00	0.00	18.92		
		GJT	9000.00	9000.00	8500.00	0.00	5.88		

Contd.

7.10 Intercity Wholesale Prices of Selected Commodities

Group/Commodity/Item Specification	Unit	City	Prices (Rs.)			% Change in	
			Jan., 2016	Dec., 2015	Jan., 2015	Jan., 2016 Over	
						Dec., 2015	Jan., 2015
		KAR	10700.00	10300.00	8300.00	3.88	28.92
		HYD	8600.00	8600.00	9000.00	0.00	-4.44
		SKR	10400.00	10400.00	9500.00	0.00	9.47
		MPK	11200.00	11000.00	8300.00	1.82	34.94
		PSH	10250.00	10250.00	8350.00	0.00	22.75
		BNU	8200.00	8200.00	9375.00	0.00	-12.53
		QTA	14500.00	14500.00	13500.00	0.00	7.41
0170902. GRAM SPLIT AVG. QLTY.	100 KG.	LAH	10650.00	10650.00	6512.50	0.00	63.53
		FAS	8950.00	8750.00	5300.00	2.29	68.87
		RAW	11550.00	11550.00	6950.00	0.00	66.19
		MUL	10625.00	10250.00	6750.00	3.66	57.41
		GUJ	11250.00	11250.00	7000.00	0.00	60.71
		SAR	10437.50	10250.00	6225.00	1.83	67.67
		SKT	10800.00	10800.00	6200.00	0.00	74.19
		BPR	11000.00	11000.00	6750.00	0.00	62.96
		GJT	11250.00	11250.00	6875.00	0.00	63.64
		KAR	10500.00	10400.00	6300.00	0.96	66.67
		HYD	10200.00	10200.00	6500.00	0.00	56.92
		SKR	11000.00	11000.00	7000.00	0.00	57.14
		MPK	10800.00	11000.00	6500.00	-1.82	66.15
		PSH	11750.00	11750.00	7500.00	0.00	56.67
		BNU	11500.00	11500.00	7200.00	0.00	59.72
		QTA	13100.00	12600.00	9000.00	3.97	45.56
0170903. MASH WHOLE AVG. QLTY.	100 KG.	LAH	20250.00	20250.00	13400.00	0.00	51.12
		FAS	15250.00	15250.00	10500.00	0.00	45.24
		RAW	22450.00	22050.00	13000.00	1.81	72.69
		MUL	16250.00	13000.00	11375.00	25.00	42.86
		SKT	21000.00	21000.00	13000.00	0.00	61.54
		KSR	20750.00	20750.00	13000.00	0.00	59.62
		KAR	22250.00	13900.00	12250.00	60.07	81.63
0170904. MASH SPLIT AVG. QLTY.	100 KG.	LAH	22250.00	22250.00	15650.00	0.00	42.17
		FAS	17500.00	17500.00	12000.00	0.00	45.83
		RAW	24250.00	23550.00	14250.00	2.97	70.18
		MUL	23625.00	22000.00	14250.00	7.39	65.79
		SKT	22500.00	23000.00	15000.00	-2.17	50.00
		KSR	22750.00	22750.00	15350.00	0.00	48.21
		KAR	23500.00	15750.00	13250.00	49.21	77.36
		HYD	23550.00	23250.00	12700.00	1.29	85.43
		SKR	22000.00	20000.00	13500.00	10.00	62.96
		MPK	24000.00	23500.00	13000.00	2.13	84.62
		PSH	24000.00	23000.00	15150.00	4.35	58.42
		MNG	22000.00	22000.00	13750.00	0.00	60.00
		QTA	26600.00	24600.00	18200.00	8.13	46.15
0170905. MOONG WHOLE AVG. QLTY.	100 KG.	LAH	13600.00	13600.00	12850.00	0.00	5.84
		FAS	9750.00	9750.00	13125.00	0.00	-25.71
		RAW	14900.00	14900.00	13550.00	0.00	9.96
		MUL	10275.00	10750.00	14300.00	-4.42	-28.15
		SKT	14000.00	14000.00	14000.00	0.00	0.00
		GJT	11800.00	11800.00	14500.00	0.00	-18.62
		KSR	13600.00	13600.00	13650.00	0.00	-0.37
		KAR	12850.00	15150.00	13250.00	-15.18	-3.02
		SKR	12000.00	12000.00	11250.00	0.00	6.67
		PSH	11850.00	11850.00	13700.00	0.00	-13.50
		MNG	10400.00	10400.00	13100.00	0.00	-20.61
		QTA	16500.00	17000.00	18700.00	-2.94	-11.76
0170906. MOONG SPLIT AVG. QLTY.	100 KG.	LAH	14500.00	14500.00	13900.00	0.00	4.32
		FAS	11250.00	11250.00	14500.00	0.00	-22.41
		RAW	15050.00	15050.00	13900.00	0.00	8.27
		MUL	12750.00	13250.00	14750.00	-3.77	-13.56

Contd.

7.10 Intercity Wholesale Prices of Selected Commodities

Group/Commodity/Item Specification	Unit	City	Prices (Rs.)			% Change in	
			Jan.,2016	Dec., 2015	Jan., 2015	Jan., 2016 Over	
						Dec., 2015	Jan., 2015
		SKT	14400.00	14400.00	14000.00	0.00	2.86
		GJT	12500.00	12500.00	15500.00	0.00	-19.35
		KAR	13800.00	16200.00	14250.00	-14.81	-3.16
		HYD	12400.00	12200.00	15500.00	1.64	-20.00
		SKR	13000.00	13000.00	14500.00	0.00	-10.34
		MPK	15400.00	15600.00	16800.00	-1.28	-8.33
		PSH	13000.00	13000.00	15550.00	0.00	-16.40
		MNG	12800.00	12800.00	14800.00	0.00	-13.51
		QTA	16100.00	16600.00	18200.00	-3.01	-11.54
014. Sugar Crops							
0180206. SUGAR CANE (OPEN MARKET)	40 KG.	FAS	175.00	175.00	177.50	0.00	-1.41
		HYD	182.00	182.00	182.00	0.00	0.00
		PSH	212.00	212.00	212.00	0.00	0.00
015. Fibre Crops							
0192101. COTTON SPOT RATE EX-KAR.	40 KG.	KAR	5838.25	5757.75	5398.00	1.40	8.16
0192201. JUTE BAGS LOCAL	100	LAH	12250.00	12250.00	12250.00	0.00	0.00
		FAS	9000.00	9000.00	9000.00	0.00	0.00
		KAR	12450.00	12450.00	11250.00	0.00	10.67
		PSH	9500.00	9500.00	9500.00	0.00	0.00
016. Unmanufactured Tobacco							
0197001. TOBACCO SIND KARO	40 KG.	SAR	5750.00	5700.00	5175.00	0.88	11.11
		SKR	2200.00	2200.00	2200.00	0.00	0.00
		LRK	2500.00	2500.00	2500.00	0.00	0.00
0197002. TOBACCO DESI(MITHA)	40 KG.	LAH	5900.00	5900.00	5450.00	0.00	8.26
		SAR	7250.00	7200.00	6550.00	0.69	10.69
		HYD	5200.00	5200.00	5000.00	0.00	4.00
		QTA	2800.00	2800.00	2800.00	0.00	0.00
0197003. TOBACCO SUFAID PATHA	40 KG.	MUL	7100.00	7100.00	7100.00	0.00	0.00
		SAR	6200.00	6100.00	4795.00	1.64	29.30
		KAR	2830.00	2830.00	2690.00	0.00	5.20
		HYD	5600.00	5600.00	4500.00	0.00	24.44
		QTA	5415.00	5415.00	5415.00	0.00	0.00
0197004. TOBACCO HUKKA TWISTED	40 KG.	LAH	4650.00	4650.00	4450.00	0.00	4.49
		RAW	2625.00	2625.00	2475.00	0.00	6.06
		MUL	4700.00	4700.00	4700.00	0.00	0.00
		KSR	4650.00	4650.00	4650.00	0.00	0.00
		HYD	5500.00	5500.00	5000.00	0.00	10.00
		SKR	8000.00	8000.00	3600.00	0.00	122.22
		QTA	2970.00	2970.00	2970.00	0.00	0.00
0197005. TOBACCO HUKKA PREPARED	40 KG.	LAH	3850.00	3850.00	3850.00	0.00	0.00
		RAW	1525.00	1525.00	1375.00	0.00	10.91
		MUL	1500.00	1500.00	1500.00	0.00	0.00
		KSR	3700.00	3700.00	3700.00	0.00	0.00
		LRK	1500.00	1500.00	1500.00	0.00	0.00
		QTA	1530.00	1530.00	1530.00	0.00	0.00
017. Poultry							
0215101. CHICKEN FARM(LIVE)	1 KG.	LAH	126.50	126.50	134.50	0.00	-5.95
		FAS	130.00	150.00	140.00	-13.33	-7.14
		RAW	129.00	137.50	141.00	-6.18	-8.51
		MUL	145.00	135.00	149.00	7.41	-2.68
		GUJ	128.00	139.00	137.00	-7.91	-6.57
		SKT	140.00	140.00	142.00	0.00	-1.41
		BPR	129.00	136.00	148.00	-5.15	-12.84
		KAR	169.00	147.50	173.00	14.58	-2.31
		HYD	162.00	145.00	160.00	11.72	1.25
		SKR	165.00	145.00	150.00	13.79	10.00
		MPK	158.00	128.00	154.00	23.44	2.60
		PSH	144.00	160.00	160.00	-10.00	-10.00
		MNG	165.00	163.00	210.00	1.23	-21.43
		QTA	160.00	145.00	180.00	10.34	-11.11

Contd.

7.10 Intercity Wholesale Prices of Selected Commodities

Group/Commodity/Item Specification	Unit	City	Prices (Rs.)			% Change in Jan., 2016 Over	
			Jan.,2016	Dec., 2015	Jan., 2015	Dec., 2015	Jan., 2015
018. Raw Milk from Bovine Animals							
0221101. FRESH MILK	40 LTR.	LAH	3000.00	3000.00	3000.00	0.00	0.00
		FAS	2200.00	2200.00	2200.00	0.00	0.00
		RAW	3225.00	3225.00	2975.00	0.00	8.40
		MUL	2450.00	2450.00	2450.00	0.00	0.00
		SAH	2000.00	2000.00	2000.00	0.00	0.00
		SKT	2600.00	2600.00	2600.00	0.00	0.00
		KSR	2225.00	2225.00	2225.00	0.00	0.00
		KAR	3000.00	3000.00	3000.00	0.00	0.00
		HYD	2800.00	2800.00	2800.00	0.00	0.00
		SKR	2800.00	2800.00	2800.00	0.00	0.00
		MPK	2600.00	2600.00	2560.00	0.00	1.56
		PSH	2450.00	2450.00	2400.00	0.00	2.08
		BNU	2800.00	2800.00	2600.00	0.00	7.69
		QTA	2800.00	2800.00	2800.00	0.00	0.00
019. Eggs							
0231001. EGGS FARM CRATE OF 30 DOZ.	EACH	LAH	2820.00	2820.00	3240.00	0.00	-12.96
		FAS	2820.00	2820.00	3240.00	0.00	-12.96
		RAW	2845.00	2865.00	3225.00	-0.70	-11.78
		MUL	2900.00	2900.00	3350.00	0.00	-13.43
		GUJ	2400.00	2400.00	3360.00	0.00	-28.57
		SKT	2700.00	2700.00	3400.00	0.00	-20.59
		BPR	2820.00	2820.00	3300.00	0.00	-14.55
		KAR	2835.00	3156.00	3390.00	-10.17	-16.37
		HYD	2940.00	3275.00	3360.00	-10.23	-12.50
		SKR	2800.00	2700.00	3200.00	3.70	-12.50
		MPK	2550.00	2910.00	3240.00	-12.37	-21.30
		PSH	2675.00	2650.00	3250.00	0.94	-17.69
		MNG	2850.00	2850.00	3415.00	0.00	-16.54
		QTA	3300.00	3400.00	3000.00	-2.94	10.00
020. Raw Animal Materials / Wool							
0294201. WOOL PAK. SUPERIOR WHITE	40 KG.	LAH	1575.00	1575.00	1750.00	0.00	-10.00
		MUL	1900.00	1900.00	2550.00	0.00	-25.49
		KAR	4350.00	4350.00	3700.00	0.00	17.57
		BNU	2500.00	2500.00	2500.00	0.00	0.00
0294202. WOOL PAK. SUPERIOR YELLOW	40 KG.	LAH	1375.00	1375.00	1600.00	0.00	-14.06
		MUL	1500.00	1500.00	1900.00	0.00	-21.05
		KAR	4300.00	4300.00	3700.00	0.00	16.22
		BNU	2250.00	2250.00	2250.00	0.00	0.00
0294203. WOOL PAK MEDIUM WHITE	40 KG.	LAH	1300.00	1300.00	1650.00	0.00	-21.21
		MUL	1700.00	1700.00	2050.00	0.00	-17.07
		KAR	3600.00	3600.00	3200.00	0.00	12.50
		BNU	2100.00	2100.00	2100.00	0.00	0.00
0294204. WOOL PAK.MEDIUM YELLOW	40 KG.	LAH	1175.00	1175.00	1300.00	0.00	-9.62
		MUL	1300.00	1300.00	1650.00	0.00	-21.21
		KAR	3275.00	3275.00	3000.00	0.00	9.17
		BNU	1850.00	1850.00	1850.00	0.00	0.00
0294205. WOOL COLOURED LIGHT	40 KG.	LAH	925.00	925.00	925.00	0.00	0.00
		MUL	650.00	650.00	1050.00	0.00	-38.10
		KAR	2700.00	2700.00	2300.00	0.00	17.39
		BNU	1600.00	1600.00	1600.00	0.00	0.00
0294206. WOOL COLOURED DARK	40 KG.	LAH	825.00	825.00	825.00	0.00	0.00
		MUL	550.00	550.00	850.00	0.00	-35.29
		KAR	2500.00	2500.00	2200.00	0.00	13.64
		BNU	1500.00	1500.00	1500.00	0.00	0.00
021. Hides & Fur Skins, Raw							
0295101. HIDES WET SALTED COW MEDIUM	EACH	LAH	2800.00	2800.00	3100.00	0.00	-9.68
		RAW	2150.00	2150.00	2550.00	0.00	-15.69
		MUL	1650.00	1750.00	3100.00	-5.71	-46.77

Contd.

7.10 Intercity Wholesale Prices of Selected Commodities

Group/Commodity/Item Specification	Unit	City	Prices (Rs.)			% Change in Jan., 2016 Over		
			Jan., 2016	Dec., 2015	Jan., 2015	Dec., 2015	Jan., 2015	
		SKT	2250.00	2250.00	3000.00	0.00	-25.00	
		KSR	2800.00	2800.00	2250.00	0.00	24.44	
		KAR	4000.00	4000.00	4000.00	0.00	0.00	
		HYD	3000.00	3000.00	3000.00	0.00	0.00	
		BNU	1600.00	1700.00	1700.00	-5.88	-5.88	
		QTA	3500.00	3500.00	3500.00	0.00	0.00	
0295102.	HIDES WET SALTED BUFFALO MEDIUM	EACH	LAH	2400.00	2400.00	1900.00	0.00	26.32
			RAW	2150.00	2150.00	2550.00	0.00	-15.69
			MUL	2500.00	2700.00	3250.00	-7.41	-23.08
			SKT	2250.00	2250.00	3000.00	0.00	-25.00
			KSR	2400.00	2400.00	1800.00	0.00	33.33
			KAR	2700.00	2700.00	2700.00	0.00	0.00
			HYD	1850.00	1850.00	1850.00	0.00	0.00
			BNU	1850.00	1900.00	1900.00	-2.63	-2.63
			QTA	2400.00	2400.00	2400.00	0.00	0.00
0295103.	HIDES WET SALTED CALF MEDIUM	EACH	LAH	2000.00	2000.00	1450.00	0.00	37.93
			RAW	1750.00	1750.00	2150.00	0.00	-18.60
			MUL	950.00	1050.00	1450.00	-9.52	-34.48
			SKT	600.00	600.00	700.00	0.00	-14.29
			KSR	2000.00	2000.00	1400.00	0.00	42.86
			KAR	3900.00	3900.00	3900.00	0.00	0.00
			HYD	2050.00	2050.00	2050.00	0.00	0.00
			BNU	800.00	900.00	900.00	-11.11	-11.11
			QTA	2300.00	2300.00	2300.00	0.00	0.00
0295301.	SHEEP SKIN MEDIUM	100	RAW	25500.00	25500.00	29500.00	0.00	-13.56
			MUL	17000.00	17000.00	29000.00	0.00	-41.38
			KSR	22000.00	22000.00	22000.00	0.00	0.00
			KAR	42500.00	42500.00	42500.00	0.00	0.00
			HYD	20500.00	20500.00	20500.00	0.00	0.00
			PSH	15000.00	15000.00	36500.00	0.00	-58.90
			QTA	50000.00	50000.00	50000.00	0.00	0.00
0295302.	SHEEP SKIN LARGE	100	LAH	39000.00	39000.00	39000.00	0.00	0.00
			RAW	31500.00	31500.00	35500.00	0.00	-11.27
			MUL	22000.00	22000.00	34000.00	0.00	-35.29
			KSR	30500.00	30500.00	30500.00	0.00	0.00
			KAR	55500.00	55500.00	55500.00	0.00	0.00
			HYD	31500.00	31500.00	31500.00	0.00	0.00
			PSH	20000.00	40000.00	53500.00	-50.00	-62.62
			QTA	55000.00	55000.00	55000.00	0.00	0.00
0295401.	GOAT SKIN LARGE	100	LAH	40000.00	40000.00	40000.00	0.00	0.00
			RAW	30500.00	30500.00	34500.00	0.00	-11.59
			KSR	37000.00	37000.00	37000.00	0.00	0.00
			KAR	37500.00	37500.00	37500.00	0.00	0.00
			HYD	36500.00	36500.00	36500.00	0.00	0.00
			PSH	20000.00	25000.00	35000.00	-20.00	-42.86
			QTA	43500.00	43500.00	43500.00	0.00	0.00
0295402.	GOAT SKIN EXTRA LARGE	100	LAH	50000.00	50000.00	49000.00	0.00	2.04
			RAW	32500.00	32500.00	35500.00	0.00	-8.45
			MUL	42500.00	37500.00	52500.00	13.33	-19.05
			KSR	45000.00	45000.00	45000.00	0.00	0.00
			KAR	49250.00	49250.00	49250.00	0.00	0.00
			HYD	36750.00	36750.00	36750.00	0.00	0.00
			PSH	30000.00	36000.00	40000.00	-16.67	-25.00
			QTA	52500.00	52500.00	52500.00	0.00	0.00
0295403.	GOAT SKIN MEDIUM	100	LAH	29000.00	29000.00	29000.00	0.00	0.00
			RAW	26500.00	26500.00	30750.00	0.00	-13.82
			MUL	23500.00	21000.00	34000.00	11.90	-30.88
			SKT	30000.00	30000.00	35000.00	0.00	-14.29
			KSR	24500.00	24500.00	24500.00	0.00	0.00

Contd.

7.10 Intercity Wholesale Prices of Selected Commodities

Group/Commodity/Item Specification	Unit	City	Prices (Rs.)			% Change in	
			Jan., 2016	Dec., 2015	Jan., 2015	Jan., 2016 Over	
						Dec., 2015	Jan., 2015
		KAR	24500.00	24500.00	24500.00	0.00	0.00
		PSH	20000.00	20000.00	29000.00	0.00	-31.03
		QTA	37500.00	37500.00	37500.00	0.00	0.00
0295404. GOAT SKIN SMALL	100	LAH	21000.00	21000.00	21000.00	0.00	0.00
		RAW	25500.00	25500.00	29750.00	0.00	-14.29
		SKT	10000.00	10000.00	15000.00	0.00	-33.33
		KSR	18500.00	18500.00	18500.00	0.00	0.00
		KAR	26500.00	26500.00	26500.00	0.00	0.00
		PSH	15000.00	15000.00	20000.00	0.00	-25.00
		QTA	27000.00	27000.00	27000.00	0.00	0.00
022. Fuel Wood in Logs							
0313001. FIRE WOOD MIXED DRY	40 KG.	LAH	690.00	690.00	690.00	0.00	0.00
		FAS	380.00	380.00	380.00	0.00	0.00
		RAW	650.00	650.00	625.00	0.00	4.00
		MUL	490.00	490.00	450.00	0.00	8.89
		GJT	470.00	470.00	470.00	0.00	0.00
		KAR	587.50	587.50	520.00	0.00	12.98
		HYD	400.00	350.00	350.00	14.29	14.29
		SKR	375.00	375.00	375.00	0.00	0.00
		LRK	400.00	400.00	400.00	0.00	0.00
		PSH	675.00	675.00	650.00	0.00	3.85
		MNG	500.00	500.00	500.00	0.00	0.00
		QTA	465.00	465.00	465.00	0.00	0.00
023. Fish Live Fresh or Chilled							
0411901. FISH RAHU RIVER	40 KG.	LAH	9850.00	9850.00	10650.00	0.00	-7.51
		RAW	6450.00	6450.00	6475.00	0.00	-0.39
		MUL	8800.00	8100.00	10300.00	8.64	-14.56
		HYD	8000.00	7500.00	8000.00	6.67	0.00
		SKR	10500.00	10500.00	10500.00	0.00	0.00
		PSH	8800.00	8800.00	9500.00	0.00	-7.37
0411902. FISH RAHU SEA	40 KG.	KAR	5250.00	5250.00	4100.00	0.00	28.05
0411903. FISH SURMAI (SEA)	40 KG.	KAR	11000.00	11000.00	8800.00	0.00	25.00
2. Ores/Minerals, Elec., Gas & Water							
024. Coal not Agglomerated							
1101001. COAL	MT.	LAH	12250.00	12250.00	14250.00	0.00	-14.04
025. Natural Gas Liquefied							
1202001. SUI GAS GENERAL INDUSTRIAL USE	MMBTU	KAR	600.00	600.00	571.23	0.00	5.04
1202002. LPG	KG.	LAH	94.50	94.50	144.50	0.00	-34.60
		RAW	107.50	106.50	140.00	0.94	-23.21
		KAR	100.00	90.00	120.00	11.11	-16.67
		PSH	120.00	120.00	170.00	0.00	-29.41
		QTA	120.00	120.00	165.00	0.00	-27.27
1202003. CNG	KG.	KAR	67.50	67.50	73.93	0.00	-8.70
026. Salt & Pure Sodium Chloride							
1620001. SALT CRUSHED LAHORI	40 KG.	LAH	195.00	195.00	195.00	0.00	0.00
		RAW	365.00	365.00	345.00	0.00	5.80
		MUL	280.00	280.00	280.00	0.00	0.00
		GJT	240.00	240.00	240.00	0.00	0.00
		KAR	350.00	350.00	325.00	0.00	7.69
		SKR	275.00	275.00	275.00	0.00	0.00
		PSH	200.00	200.00	200.00	0.00	0.00
1620002. SEA SALT	40 KG.	LAH	195.00	195.00	195.00	0.00	0.00
		FAS	400.00	400.00	400.00	0.00	0.00
		KAR	122.50	122.50	122.50	0.00	0.00
		HYD	150.00	150.00	130.00	0.00	15.38
		NWB	300.00	300.00	300.00	0.00	0.00
027. Electrical Energy							
1710011. ELECTRICITY TARRIF B1	KWH.	KAR	15.34	15.34	14.83	0.00	3.44
1710012. ELECTRICITY TARRIF B2	KWH.	KAR	15.15	15.15	14.85	0.00	2.02
1710013. ELECTRICITY TARRIF B3	KWH.	KAR	15.52	15.52	15.15	0.00	2.44
1710014. ELECTRICITY TARRIF B4	KWH.	KAR	15.46	15.46	14.96	0.00	3.34
1710021. ELECTRICITY TARIFF-D1	KWH.	KAR	11.01	11.01	11.14	0.00	-1.17
1710022. ELECTRICITY TARIFF-D2	KWH.	KAR	11.70	11.70	12.79	0.00	-8.52

Contd.

7.10 Intercity Wholesale Prices of Selected Commodities

Group/Commodity/Item Specification	Unit	City	Prices (Rs.)			% Change in Jan., 2016 Over	
			Jan., 2016	Dec., 2015	Jan., 2015	Dec., 2015	Jan., 2015
			3. Food, Beverages, Tobacco, Textiles, Leather				
3a) Food Products, Beverages & Tobacco							
028. Meat of Animals							
2111101. BEEF	40 KG.	LAH	11700.00	11700.00	11200.00	0.00	4.46
		FAS	9300.00	9300.00	9300.00	0.00	0.00
		RAW	8950.00	8950.00	8550.00	0.00	4.68
		MUL	9650.00	9300.00	8800.00	3.76	9.66
		SAR	10200.00	10200.00	10200.00	0.00	0.00
		GJT	10000.00	10000.00	10000.00	0.00	0.00
		KAR	10800.00	10800.00	10800.00	0.00	0.00
		HYD	10050.00	10050.00	9550.00	0.00	5.24
		PSH	11000.00	11000.00	10000.00	0.00	10.00
		MNG	10000.00	10000.00	10000.00	0.00	0.00
		QTA	15000.00	15000.00	15000.00	0.00	0.00
2111601. MUTTON	40 KG.	LAH	26625.00	26625.00	25250.00	0.00	5.45
		FAS	19750.00	19750.00	19750.00	0.00	0.00
		RAW	25900.00	25900.00	24350.00	0.00	6.37
		MUL	22500.00	20600.00	20600.00	9.22	9.22
		KAR	21600.00	21600.00	21600.00	0.00	0.00
		HYD	21200.00	21200.00	19600.00	0.00	8.16
		PSH	24700.00	24700.00	22500.00	0.00	9.78
		MNG	20000.00	20000.00	16000.00	0.00	25.00
		QTA	23200.00	23200.00	23200.00	0.00	0.00
029. Vegetables & Fruit Juice							
2133101. TOMATO KETCHUP 300 GM.	DOZ.	LAH	900.00	900.00	815.00	0.00	10.43
		FAS	892.20	892.20	892.20	0.00	0.00
		RAW	1025.00	1025.00	1010.00	0.00	1.49
		MUL	978.24	978.24	960.00	0.00	1.90
		GJT	920.00	920.00	910.00	0.00	1.10
		KAR	780.00	780.00	780.00	0.00	0.00
		HYD	724.00	724.00	724.00	0.00	0.00
		SKR	936.72	936.72	936.72	0.00	0.00
		MPK	772.00	772.00	772.00	0.00	0.00
		PSH	1080.00	1080.00	1080.00	0.00	0.00
		MNG	980.00	980.00	920.00	0.00	6.52
		QTA	828.00	828.00	828.00	0.00	0.00
2133901. CHILLES & LIME PKL. IN OIL 340 G.	DOZ.	LAH	1017.00	1017.00	1017.00	0.00	0.00
		RAW	1137.50	1137.50	1137.50	0.00	0.00
		KAR	1092.00	1092.00	1032.00	0.00	5.81
		MPK	992.76	992.76	992.76	0.00	0.00
		PSH	1100.00	1100.00	1080.00	0.00	1.85
		QTA	938.00	938.00	938.00	0.00	0.00
030. Dried Fruits & Nuts							
2141101. KISHMISH(RAISIN) AVG. Q.LTY.	40 KG.	LAH	9900.00	9900.00	9000.00	0.00	10.00
		RAW	8100.00	8100.00	8100.00	0.00	0.00
		MUL	11000.00	11750.00	11250.00	-6.38	-2.22
		KAR	10500.00	10500.00	9500.00	0.00	10.53
		HYD	9400.00	9400.00	9400.00	0.00	0.00
		MPK	11000.00	12000.00	11500.00	-8.33	-4.35
		PSH	5400.00	5400.00	7600.00	0.00	-28.95
		BNU	8900.00	8900.00	8650.00	0.00	2.89
		QTA	5100.00	5100.00	5100.00	0.00	0.00
2141301. GROUND NUT WITH SHELL AVG. Q.LTY.	40 KG.	LAH	5650.00	5250.00	4450.00	7.62	26.97
		RAW	4650.00	4650.00	3975.00	0.00	16.98
		MUL	5250.00	4650.00	4100.00	12.90	28.05
		KAR	7100.00	7100.00	8200.00	0.00	-13.41
		HYD	4500.00	4500.00	4500.00	0.00	0.00
		MPK	4300.00	4300.00	4300.00	0.00	0.00
		PSH	5600.00	5600.00	5600.00	0.00	0.00
		QTA	7500.00	5000.00	3850.00	50.00	94.81

Contd.

7.10 Intercity Wholesale Prices of Selected Commodities

Group/Commodity/Item Specification	Unit	City	Prices (Rs.)			% Change in Jan., 2016 Over	
			Jan.,2016	Dec., 2015	Jan., 2015	Dec., 2015	Jan., 2015
			031. Fruit Juices				
2142901. ROOHAFZA(SHARBAT)	DOZ.	LAH	1620.00	1620.00	1512.00	0.00	7.14
		FAS	1660.00	1660.00	1560.00	0.00	6.41
		RAW	1685.00	1685.00	1575.00	0.00	6.98
		MUL	1650.00	1650.00	1540.00	0.00	7.14
		GUJ	1700.00	1700.00	1600.00	0.00	6.25
		BPR	1680.00	1680.00	1560.00	0.00	7.69
		GJT	1650.00	1650.00	1650.00	0.00	0.00
		KAR	1704.00	1704.00	1560.00	0.00	9.23
		HYD	1680.00	1680.00	1560.00	0.00	7.69
		SKR	1620.00	1620.00	1590.00	0.00	1.89
		LTK	1680.00	1690.00	1550.00	-0.59	8.39
		PSH	1640.00	1680.00	1560.00	-2.38	5.13
		BNU	1740.00	1710.00	1570.00	1.75	10.83
		MNG	1670.00	1675.00	1560.00	-0.30	7.05
		QTA	1836.00	1836.00	1596.00	0.00	15.04
2142902. JAM-E-SHREEN	DOZ.	LAH	1766.00	1766.00	1550.00	0.00	13.94
		FAS	1660.00	1660.00	1550.00	0.00	7.10
		RAW	1695.00	1695.00	1610.00	0.00	5.28
		MUL	1600.00	1650.00	1545.00	-3.03	3.56
		GUJ	1650.00	1650.00	1560.00	0.00	5.77
		BPR	1670.00	1670.00	1560.00	0.00	7.05
		KAR	1776.00	1776.00	1560.00	0.00	13.85
		HYD	1680.00	1680.00	1560.00	0.00	7.69
		SKR	1620.00	1620.00	1550.00	0.00	4.52
		PSH	1640.00	1670.00	1560.00	-1.80	5.13
		BNU	1700.00	1650.00	1550.00	3.03	9.68
		MNG	1670.00	1670.00	1560.00	0.00	7.05
2142903. FRUIT JUICE TETRA PACK	DOZ.	LAH	190.00	190.00	190.00	0.00	0.00
		FAS	157.50	157.50	157.50	0.00	0.00
		RAW	157.50	157.50	157.50	0.00	0.00
		MUL	135.00	135.00	135.00	0.00	0.00
		KAR	136.00	136.00	136.00	0.00	0.00
		HYD	136.00	165.00	130.00	-17.58	4.62
		SKR	180.00	180.00	180.00	0.00	0.00
		PSH	120.00	120.00	129.00	0.00	-6.98
		QTA	110.00	110.00	110.00	0.00	0.00
2142904. LEMON/ORANGE SQUASH MITCHELS(730ML)	DOZ.	LAH	1540.00	1540.00	1540.00	0.00	0.00
		FAS	1560.00	1560.00	1560.00	0.00	0.00
		RAW	1710.00	1710.00	1615.00	0.00	5.88
		MUL	1685.00	1685.00	1612.00	0.00	4.53
		KAR	1705.00	1705.00	1560.00	0.00	9.29
		HYD	1680.00	1680.00	1620.00	0.00	3.70
		PSH	1500.00	1500.00	1500.00	0.00	0.00
2142905. MUREEY BREWERY (TOPS)	DOZ.	LAH	495.00	495.00	495.00	0.00	0.00
		RAW	1125.00	1125.00	1055.00	0.00	6.64
		KSR	435.00	435.00	435.00	0.00	0.00
2149201. APL/MNG/ORG/MIX. FRUIT JAM 450 G.	DOZ.	LAH	1455.00	1455.00	1455.00	0.00	0.00
		RAW	1490.00	1490.00	1405.00	0.00	6.05
		KAR	1260.00	1260.00	1184.00	0.00	6.42
		MPK	1183.00	1183.00	1183.00	0.00	0.00
		PSH	1410.00	1410.00	1520.00	0.00	-7.24
		QTA	1320.00	1320.00	1320.00	0.00	0.00
2149202. MANGO/MIXED PICKLE IN OIL 340 G.	DOZ.	LAH	1120.00	1080.00	1080.00	3.70	3.70
		RAW	1137.50	1137.50	1137.50	0.00	0.00
		KAR	1092.00	1092.00	1032.00	0.00	5.81
		MPK	992.76	992.76	992.76	0.00	0.00
		PSH	1320.00	1320.00	1080.00	0.00	22.22
		QTA	936.00	936.00	936.00	0.00	0.00

Contd.

7.10 Intercity Wholesale Prices of Selected Commodities

Group/Commodity/Item Specification	Unit	City	Prices (Rs.)			% Change in Jan., 2016 Over	
			Jan., 2016	Dec., 2015	Jan., 2015	Dec., 2015	Jan., 2015
032. Vegetable Oils Refined							
2154101. SOYABEAN COOKING OIL TIN	5 LTR.	LAH	815.00	815.00	940.00	0.00	-13.30
		FAS	810.00	800.00	900.00	1.25	-10.00
		RAW	810.00	810.00	905.00	0.00	-10.50
		MUL	850.00	850.00	932.00	0.00	-8.80
		KAR	742.50	742.50	995.00	0.00	-25.38
		HYD	880.00	880.00	966.18	0.00	-8.92
		SKR	840.00	840.00	940.00	0.00	-10.64
		MPK	970.00	970.00	970.00	0.00	0.00
		PSH	820.00	820.00	1050.00	0.00	-21.90
		BNU	970.00	970.00	1000.00	0.00	-3.00
		QTA	840.00	840.00	915.00	0.00	-8.20
2154301. SUN FLOWER COOKING OIL	5 LTR.	LAH	815.00	815.00	940.00	0.00	-13.30
		FAS	750.00	750.00	800.00	0.00	-6.25
		RAW	810.00	810.00	905.00	0.00	-10.50
		MUL	778.85	778.85	850.00	0.00	-8.37
		GJT	790.00	790.00	1045.00	0.00	-24.40
		KAR	742.50	742.50	1007.50	0.00	-26.30
		HYD	800.00	800.00	880.00	0.00	-9.09
		SKR	840.00	840.00	840.00	0.00	0.00
		PSH	820.00	820.00	990.00	0.00	-17.17
		MNG	780.00	780.00	900.00	0.00	-13.33
		QTA	900.00	900.00	900.00	0.00	0.00
2154401. MUSTARD & RAPE SEED OIL.	40 KG.	LAH	5550.00	5550.00	5850.00	0.00	-5.13
		RAW	6750.00	6750.00	7275.00	0.00	-7.22
		MUL	4750.00	4950.00	5300.00	-4.04	-10.38
		KSR	5525.00	5525.00	5750.00	0.00	-3.91
		KAR	6100.00	6100.00	6300.00	0.00	-3.17
		HYD	4900.00	4900.00	5400.00	0.00	-9.26
		MPK	4850.00	4900.00	5300.00	-1.02	-8.49
		PSH	6775.00	6900.00	6375.00	-1.81	6.27
		BNU	6200.00	6200.00	6200.00	0.00	0.00
		QTA	6000.00	6000.00	6000.00	0.00	0.00
2154801. COTTON SEED OIL	40 KG.	LAH	5625.00	5625.00	5625.00	0.00	0.00
		MUL	3600.00	3700.00	4100.00	-2.70	-12.20
		GUJ	5200.00	5200.00	5200.00	0.00	0.00
		SAR	4425.00	4375.00	4800.00	1.14	-7.81
		KAR	5605.00	5605.00	5920.00	0.00	-5.32
		HYD	3600.00	3600.00	4200.00	0.00	-14.29
		SKR	4200.00	4200.00	5145.00	0.00	-18.37
		NWB	6000.00	6000.00	6000.00	0.00	0.00
		PSH	4800.00	4800.00	5600.00	0.00	-14.29
2154901. RAFHAN CORN OIL	2.00 LT	LAH	650.00	650.00	650.00	0.00	0.00
		FAS	690.00	690.00	710.00	0.00	-2.82
		RAW	670.00	670.00	537.50	0.00	24.65
		MUL	703.00	703.00	703.00	0.00	0.00
		KAR	685.00	685.00	685.00	0.00	0.00
		HYD	710.00	710.00	705.00	0.00	0.71
		MPK	630.00	630.00	630.00	0.00	0.00
		PSH	700.00	700.00	700.00	0.00	0.00
		MNG	730.00	730.00	630.00	0.00	15.87
		QTA	730.00	730.00	730.00	0.00	0.00
033. Vegetable Ghee							
2159001. VEGETABLE GHEE(16 KG TIN)	EACH	LAH	2000.00	2050.00	2300.00	-2.44	-13.04
		RAW	2145.00	2145.00	2325.00	0.00	-7.74
		MUL	2250.00	2272.50	2430.00	-0.99	-7.41
		SKT	2070.00	2070.00	2150.00	0.00	-3.72
		KAR	1990.00	1990.00	2250.00	0.00	-11.56
		SKR	1800.00	1770.00	2150.00	1.69	-16.28
		MPK	1680.00	1690.00	1960.00	-0.59	-14.29
		PSH	2220.00	2220.00	2430.00	0.00	-8.64
		MNG	2200.00	2200.00	2380.00	0.00	-7.56
		QTA	2325.00	2325.00	2450.00	0.00	-5.10

Contd.

7.10 Intercity Wholesale Prices of Selected Commodities

Group/Commodity/Item Specification	Unit	City	Prices (Rs.)			% Change in Jan., 2016 Over	
			Jan., 2016	Dec., 2015	Jan., 2015	Dec., 2015	Jan., 2015
2159002. VEGETABLE GHEE(DALDA/TULO/HABIB/SHA	05 KG.	LAH	830.00	830.00	910.00	0.00	-8.79
		FAS	785.00	785.00	895.00	0.00	-12.29
		RAW	810.00	810.00	905.00	0.00	-10.50
		MUL	845.00	845.00	927.00	0.00	-8.85
		SAR	865.00	865.00	928.00	0.00	-6.79
		GJT	845.00	845.00	950.00	0.00	-11.05
		KAR	810.00	810.00	890.00	0.00	-8.99
		HYD	875.00	875.00	913.04	0.00	-4.17
		SKR	720.00	720.00	930.00	0.00	-22.58
		PSH	830.00	835.00	910.00	-0.60	-8.79
		QTA	830.00	830.00	928.00	0.00	-10.56
034. Oil Cakes							
2171001. COTTON SEED OIL CAKES	40 KG.	LAH	1525.00	1525.00	1525.00	0.00	0.00
		FAS	1825.00	1750.00	1170.00	4.29	55.98
		MUL	1625.00	1600.00	1125.00	1.56	44.44
		SAR	1725.00	1714.00	1200.00	0.64	43.75
		BPR	1725.00	1725.00	1275.00	0.00	35.29
		HYD	1400.00	1400.00	1200.00	0.00	16.67
		SKR	1500.00	1500.00	1200.00	0.00	25.00
		MPK	1160.00	1600.00	1125.00	-27.50	3.11
		PSH	1851.00	1640.00	1320.00	12.87	40.23
		QTA	925.00	925.00	925.00	0.00	0.00
2171002. MUSTARD & RAPSEED OIL CAKES	40 KG.	LAH	1250.00	1250.00	1250.00	0.00	0.00
		FAS	1175.00	1150.00	1350.00	2.17	-12.96
		MUL	1125.00	1190.00	1225.00	-5.46	-8.16
		SAR	1230.00	1200.00	1250.00	2.50	-1.60
		BPR	1225.00	1225.00	1425.00	0.00	-14.04
		HYD	1200.00	1200.00	1325.00	0.00	-9.43
		SKR	1350.00	1350.00	1350.00	0.00	0.00
		MPK	1160.00	1150.00	1250.00	0.87	-7.20
		PSH	1800.00	1600.00	1440.00	12.50	25.00
		QTA	950.00	950.00	950.00	0.00	0.00
035. Processed Liquid Milk							
2211002. MILK PAK/HALEEB/NESTLE (LITRE)	DOZ.	LAH	1250.00	1250.00	1200.00	0.00	4.17
		FAS	1182.50	1182.50	1125.00	0.00	5.11
		RAW	1195.00	1195.00	1195.00	0.00	0.00
		KAR	1250.00	1250.00	1250.00	0.00	0.00
		HYD	1200.00	1200.00	1125.00	0.00	6.67
		SKR	1140.00	1140.00	1140.00	0.00	0.00
		PSH	1240.00	1240.00	1240.00	0.00	0.00
		MNG	1250.00	1250.00	1340.00	0.00	-6.72
036. Milk & Cream in Solid Form							
2221101. POWD.MILK EVERYDAY(NESTLE)1KG.	EACH	LAH	660.00	660.00	645.00	0.00	2.33
		RAW	620.00	620.00	620.00	0.00	0.00
		MUL	648.16	648.16	620.33	0.00	4.49
		KAR	647.50	647.50	620.00	0.00	4.44
		HYD	650.00	650.00	621.00	0.00	4.67
		SKR	650.00	650.00	620.00	0.00	4.84
		PSH	650.00	650.00	650.00	0.00	0.00
		BNU	650.00	650.00	630.00	0.00	3.17
		QTA	680.00	680.00	682.00	0.00	-0.29
2221201. POWDERED MILK(SKIMMED)/BAG 25 KG.	EACH	LAH	11750.00	11750.00	11750.00	0.00	0.00
		RAW	11775.00	11775.00	11775.00	0.00	0.00
		MUL	9100.00	9800.00	11250.00	-7.14	-19.11
		KAR	10650.00	10950.00	15562.50	-2.74	-31.57
		PSH	8700.00	8700.00	11400.00	0.00	-23.68
		QTA	12500.00	12500.00	12500.00	0.00	0.00
2221202. POWDERED MILK NIDO (1 KG. POLY BA	EACH	LAH	700.00	700.00	692.00	0.00	1.16
		RAW	738.00	738.00	738.00	0.00	0.00

Contd.

7.10 Intercity Wholesale Prices of Selected Commodities

Group/Commodity/Item Specification	Unit	City	Prices (Rs.)			% Change in Jan., 2016 Over	
			Jan., 2016	Dec., 2015	Jan., 2015	Dec., 2015	Jan., 2015
		GUJ	738.00	738.00	738.00	0.00	0.00
		KAR	755.00	697.50	660.00	8.24	14.39
		HYD	833.33	820.00	737.74	1.63	12.96
		PSH	748.00	700.00	670.00	6.86	11.64
037. Ice Cream							
2227001. ICE CREAM POLKA/WALLS	DOZ.	LAH	324.00	324.00	324.00	0.00	0.00
		RAW	442.50	442.50	442.50	0.00	0.00
		KAR	264.00	264.00	264.00	0.00	0.00
		HYD	432.00	432.00	432.00	0.00	0.00
		SKR	240.00	240.00	240.00	0.00	0.00
		QTA	384.00	384.00	384.00	0.00	0.00
038. Dairy Products N.E.C							
2229001. MILO(200 GM. PACK) NESTLE	EACH	LAH	198.00	198.00	198.00	0.00	0.00
		FAS	175.00	175.00	185.00	0.00	-5.41
		RAW	172.50	172.50	162.50	0.00	6.15
		MUL	140.00	140.00	140.00	0.00	0.00
		KAR	183.50	174.00	174.00	5.46	5.46
		HYD	195.00	195.00	134.50	0.00	44.98
		MPK	180.00	180.00	180.00	0.00	0.00
		PSH	155.00	155.00	155.00	0.00	0.00
		MNG	175.00	175.00	182.00	0.00	-3.85
		QTA	160.00	160.00	150.00	0.00	6.67
2229002. LACTOGEN(SOFT PACK 400 GM)	EACH	LAH	390.00	390.00	380.00	0.00	2.63
		FAS	405.00	405.00	405.00	0.00	0.00
		RAW	405.00	405.00	405.00	0.00	0.00
		MUL	402.79	402.79	402.79	0.00	0.00
		KAR	400.00	400.00	394.00	0.00	1.52
		HYD	405.00	405.00	394.00	0.00	2.79
		MPK	400.00	400.00	400.00	0.00	0.00
		PSH	394.00	394.00	399.00	0.00	-1.25
		QTA	395.00	395.00	395.00	0.00	0.00
039. Wheat Flour							
2311001. WHEAT FLOUR SUP. QLTY.	80 KG.	LAH	3565.00	3565.00	3150.00	0.00	13.17
		FAS	3000.00	3000.00	3040.00	0.00	-1.32
		RAW	3635.00	3667.50	3675.00	-0.89	-1.09
		MUL	2925.00	2925.00	3175.00	0.00	-7.87
		GUJ	3100.00	3100.00	3120.00	0.00	-0.64
		SAR	3010.00	3010.00	3050.00	0.00	-1.31
		SKT	3850.00	3850.00	3800.00	0.00	1.32
		GJT	3080.00	3080.00	3050.00	0.00	0.98
		KAR	3298.00	3298.00	2980.00	0.00	10.67
		HYD	3630.00	3630.00	3505.00	0.00	3.57
		SKR	2960.00	2960.00	2970.00	0.00	-0.34
		LRK	3260.00	3360.00	3200.00	-2.98	1.88
		PSH	3380.00	3400.00	3400.00	-0.59	-0.59
		QTA	4040.00	3880.00	3200.00	4.12	26.25
2311002. WHEAT FLOUR AVG. QLTY	80 KG.	LAH	3050.00	3050.00	3025.00	0.00	0.83
		FAS	2820.00	2820.00	2762.50	0.00	2.08
		RAW	3010.00	3050.00	2975.00	-1.31	1.18
		MUL	2725.00	2725.00	2975.00	0.00	-8.40
		SAH	3025.00	3025.00	3040.00	0.00	-0.49
		SAR	2720.00	2720.00	2860.00	0.00	-4.90
		BPR	3080.00	3080.00	3152.00	0.00	-2.28
		GJT	3000.00	3000.00	2940.00	0.00	2.04
		KAR	3138.00	3138.00	2820.00	0.00	11.28
		HYD	3180.00	3180.00	3200.00	0.00	-0.63
		SKR	2880.00	2880.00	2960.00	0.00	-2.70
		LRK	3000.00	3040.00	3040.00	-1.32	-1.32
		MPK	2850.00	2850.00	2900.00	0.00	-1.72

Contd.

7.10 Intercity Wholesale Prices of Selected Commodities

Group/Commodity/Item Specification	Unit	City	Prices (Rs.)			% Change in Jan., 2016 Over			
			Jan., 2016	Dec., 2015	Jan., 2015	Dec., 2015	Jan., 2015		
2311003. WHEAT FLOUR/BAG OF 10 KG.	EACH	PSH	3100.00	3175.00	3100.00	-2.36	0.00		
		MNG	3120.00	3120.00	3120.00	0.00	0.00		
		QTA	4000.00	3840.00	2950.00	4.17	35.59		
		LAH	377.00	377.00	378.00	0.00	-0.26		
		FAS	365.00	355.00	370.00	2.82	-1.35		
		RAW	379.00	383.50	375.00	-1.17	1.07		
		MUL	345.00	345.00	380.00	0.00	-9.21		
		GUJ	375.00	385.00	380.00	-2.60	-1.32		
		SKT	390.00	390.00	380.00	0.00	2.63		
		BPR	385.00	385.00	394.00	0.00	-2.28		
		GJT	385.00	385.00	370.00	0.00	4.05		
		KAR	416.50	416.50	402.50	0.00	3.48		
		HYD	411.00	411.00	405.00	0.00	1.48		
		SKR	385.00	385.00	370.00	0.00	4.05		
		LRK	375.00	380.00	380.00	-1.32	-1.32		
		MPK	370.00	370.00	380.00	0.00	-2.63		
		2311004. MAIDA AVG. QLTY.	80 KG.	NWB	350.00	350.00	400.00	0.00	-12.50
PSH	382.50			382.50	385.00	0.00	-0.65		
QTA	410.00			390.00	370.00	5.13	10.81		
LAH	3660.00			3660.00	3365.00	0.00	8.77		
FAS	3360.00			3475.00	3500.00	-3.31	-4.00		
RAW	3812.50			3825.00	3712.50	-0.33	2.69		
MUL	3100.00			3100.00	3500.00	0.00	-11.43		
SAR	3650.00			3680.00	3488.00	-0.82	4.64		
BPR	3600.00			3600.00	3850.00	0.00	-6.49		
GJT	3520.00			3520.00	3600.00	0.00	-2.22		
KAR	3370.00			3370.00	3540.00	0.00	-4.80		
HYD	3600.00			3600.00	3605.00	0.00	-0.14		
SKR	3500.00			3500.00	3460.00	0.00	1.16		
MPK	3550.00			3550.00	3520.00	0.00	0.85		
PSH	3530.00			3530.00	3700.00	0.00	-4.59		
MNG	3700.00			3700.00	3770.00	0.00	-1.86		
2311005. SUJI	85 KG.			QTA	4000.00	4000.00	5200.00	0.00	-23.08
		LAH	4260.00	4260.00	3960.00	0.00	7.58		
		FAS	3740.00	3615.00	3675.00	3.46	1.77		
		RAW	3845.00	3862.50	3787.50	-0.45	1.52		
		MUL	3475.00	3535.00	3650.00	-1.70	-4.79		
		SAH	3604.00	3604.00	3600.00	0.00	0.11		
		BPR	3750.00	3750.00	3850.00	0.00	-2.60		
		GJT	3650.00	3650.00	3825.00	0.00	-4.58		
		KAR	3662.50	3662.50	3804.00	0.00	-3.72		
		HYD	3650.00	3650.00	3750.00	0.00	-2.67		
		SKR	3825.00	3825.00	3850.00	0.00	-0.65		
		MPK	3800.00	3800.00	3950.00	0.00	-3.80		
		PSH	3590.00	3590.00	3680.00	0.00	-2.45		
		QTA	5200.00	5200.00	4600.00	0.00	13.04		
		2311006. CERELAC WHEAT(400 GM.)	EACH	LAH	260.00	260.00	260.00	0.00	0.00
				FAS	255.00	255.00	255.00	0.00	0.00
				RAW	289.00	289.00	289.00	0.00	0.00
MUL	252.79			252.79	252.79	0.00	0.00		
KAR	198.00			198.00	198.00	0.00	0.00		
HYD	260.00			260.00	220.00	0.00	18.18		
MPK	255.00			255.00	245.00	0.00	4.08		
PSH	243.00			243.00	243.00	0.00	0.00		
MNG	243.00			243.00	243.00	0.00	0.00		
QTA	245.00			245.00	245.00	0.00	0.00		
040. Other Cereal Flour	85 KG.			LAH	9125.00	9125.00	5940.00	0.00	53.62
				FAS	9137.00	8500.00	5525.00	7.49	65.38

Contd.

7.10 Intercity Wholesale Prices of Selected Commodities

Group/Commodity/Item Specification	Unit	City	Prices (Rs.)			% Change in Jan., 2016 Over	
			Jan., 2016	Dec., 2015	Jan., 2015	Dec., 2015	Jan., 2015
		RAW	9025.00	9025.00	5525.00	0.00	63.35
		MUL	8250.00	8250.00	5900.00	0.00	39.83
		GUJ	7650.00	7650.00	5700.00	0.00	34.21
		SAR	9562.00	9137.00	5550.00	4.65	72.29
		SKT	10000.00	10000.00	5500.00	0.00	81.82
		GJT	7650.00	7650.00	5700.00	0.00	34.21
		KSR	9025.00	9025.00	5825.00	0.00	54.94
		KAR	7352.50	7352.50	6205.00	0.00	18.49
		HYD	9600.00	9600.00	5150.00	0.00	86.41
		SKR	8600.00	8600.00	5750.00	0.00	49.57
		MPK	10100.00	10200.00	5525.00	-0.98	82.81
		PSH	10500.00	10400.00	5700.00	0.96	84.21
		QTA	10880.00	10880.00	7800.00	0.00	39.49
041. Sugar Refined							
2352001. SUGAR REFINED(BAG)	50 KG.	LAH	2920.00	2630.00	2562.50	11.03	13.95
		FAS	2870.00	2550.00	2570.00	12.55	11.67
		RAW	2965.00	2712.50	2525.00	9.31	17.43
		MUL	2825.00	2575.00	2525.00	9.71	11.88
		GUJ	2930.00	2570.00	2590.00	14.01	13.13
		SKT	2400.00	2400.00	2580.00	0.00	-6.98
		GJT	2900.00	2700.00	2620.00	7.41	10.69
		KAR	2685.00	2547.50	2475.00	5.40	8.48
		HYD	2750.00	2500.00	2500.00	10.00	10.00
		MPK	2810.00	2650.00	2480.00	6.04	13.31
		PSH	2900.00	2620.00	2610.00	10.69	11.11
		MNG	2855.00	2670.00	2640.00	6.93	8.14
		QTA	2900.00	2560.00	2526.00	13.28	14.81
2352002. GUR AVG. QLTY.	40 KG.	LAH	2900.00	2900.00	2875.00	0.00	0.87
		MUL	2650.00	2650.00	2500.00	0.00	6.00
		SAR	2350.00	2450.00	2450.00	-4.08	-4.08
		SKT	3600.00	3600.00	3100.00	0.00	16.13
		KSR	2575.00	2575.00	2800.00	0.00	-8.04
		KAR	2760.00	2760.00	2440.00	0.00	13.11
		HYD	2950.00	2900.00	2500.00	1.72	18.00
		SKR	2650.00	2600.00	2200.00	1.92	20.45
		PSH	2750.00	2750.00	2900.00	0.00	-5.17
		MNG	3200.00	3200.00	2930.00	0.00	9.22
		QTA	3200.00	3200.00	3000.00	0.00	6.67
042. Chocolate							
2366001. CHOCOLATE CANDY (NOW)	DOZ.	LAH	52.00	52.00	52.00	0.00	0.00
		RAW	54.50	54.50	54.50	0.00	0.00
		BPR	55.00	55.00	55.00	0.00	0.00
		KSR	52.00	52.00	52.00	0.00	0.00
		KAR	52.00	52.00	52.00	0.00	0.00
		PSH	58.00	58.00	51.00	0.00	13.73
		QTA	54.00	54.00	54.00	0.00	0.00
043. Sugar Confectionary							
2367001. TOFFEE (HILAL)	DOZ.	LAH	10.00	10.00	10.00	0.00	0.00
		RAW	20.00	20.00	10.00	0.00	100.00
		GUJ	10.90	10.90	10.00	0.00	9.00
		SKT	10.00	10.00	10.00	0.00	0.00
		BPR	10.97	10.97	10.97	0.00	0.00
		KSR	10.00	10.00	10.00	0.00	0.00
		KAR	10.00	10.00	10.00	0.00	0.00
		HYD	10.00	10.00	10.00	0.00	0.00
		LRK	15.00	15.00	10.50	0.00	42.86
		PSH	15.00	15.00	12.00	0.00	25.00
		QTA	10.00	10.00	10.00	0.00	0.00

Contd.

7.10 Intercity Wholesale Prices of Selected Commodities

Group/Commodity/Item Specification	Unit	City	Prices (Rs.)			% Change in Jan., 2016 Over	
			Jan.,2016	Dec., 2015	Jan., 2015	Dec., 2015	Jan., 2015
			044. Coffee & Tea				
2391301. TEA LIPTON YELLOW LABEL 200 G.PKT	06 PKT.	LAH	1075.00	1075.00	746.00	0.00	44.10
		FAS	1047.36	1047.36	726.31	0.00	44.20
		RAW	1087.50	1087.50	732.50	0.00	48.46
		MUL	1027.00	1027.00	713.40	0.00	43.96
		SKT	1023.00	1023.00	736.00	0.00	38.99
		KAR	1073.64	1073.64	745.26	0.00	44.06
		HYD	1084.00	1084.00	794.94	0.00	36.36
		SKR	1072.82	1072.00	708.88	0.08	51.34
		PSH	1076.00	1076.00	730.00	0.00	47.40
		MNG	1050.00	1050.00	673.50	0.00	55.90
		QTA	1128.00	1128.00	720.00	0.00	56.67
2391302. TEA SUPREME 200 G. PKT.	06 PKT.	LAH	955.00	955.00	682.74	0.00	39.88
		FAS	926.31	926.31	642.10	0.00	44.26
		RAW	947.50	947.50	662.50	0.00	43.02
		MUL	912.00	912.00	627.70	0.00	45.29
		SKT	978.95	978.95	631.58	0.00	55.00
		KAR	872.00	872.00	618.95	0.00	40.88
		HYD	961.20	961.20	660.82	0.00	45.46
		SKR	870.00	870.00	600.75	0.00	44.82
		PSH	890.00	890.00	580.00	0.00	53.45
		MNG	948.00	948.00	570.78	0.00	66.09
		QTA	760.00	760.00	637.90	0.00	19.14
2391303. TEA LOOSE	KG.	LAH	434.50	434.50	422.50	0.00	2.84
		FAS	522.50	522.50	515.00	0.00	1.46
		RAW	655.00	655.00	477.50	0.00	37.17
		MUL	525.00	525.00	475.00	0.00	10.53
		SKT	500.00	500.00	500.00	0.00	0.00
		GJT	550.00	550.00	440.00	0.00	25.00
		KAR	635.00	605.00	470.00	4.96	35.11
		HYD	650.00	650.00	450.00	0.00	44.44
		SKR	575.00	550.00	465.00	4.55	23.66
		MPK	680.00	680.00	240.00	0.00	183.33
		PSH	660.00	660.00	440.00	0.00	50.00
		MNG	630.00	650.00	450.00	-3.08	40.00
		QTA	410.00	410.00	410.00	0.00	0.00
2391304. TEA TAPAL MIXTURE (200 G) PKT.	06 PKT	LAH	1039.00	1039.00	713.00	0.00	45.72
		FAS	1005.26	1010.52	726.31	-0.52	38.41
		RAW	1022.50	1022.50	682.50	0.00	49.82
		MUL	924.00	924.00	621.60	0.00	48.65
		KAR	966.00	966.00	732.63	0.00	31.85
		HYD	997.00	1035.78	679.20	-3.74	46.79
		PSH	890.00	890.00	618.00	0.00	44.01
		MNG	810.00	810.00	690.00	0.00	17.39
		QTA	1074.00	797.00	644.00	34.76	66.77
045. Spices							
2392101. BLACK PEPPER 50 G.PKT.(NATIONAL)	EACH	LAH	91.00	91.00	90.24	0.00	0.84
		RAW	91.50	91.50	88.00	0.00	3.98
		MUL	92.94	92.94	86.89	0.00	6.96
		SKT	86.89	86.89	86.89	0.00	0.00
		KAR	92.00	92.00	92.00	0.00	0.00
		HYD	96.00	96.00	96.00	0.00	0.00
		MPK	69.25	69.25	69.25	0.00	0.00
		PSH	87.00	87.00	87.00	0.00	0.00
		MNG	90.00	90.00	90.00	0.00	0.00
		QTA	86.00	86.00	86.00	0.00	0.00
2392201. RED CHILLIES(200 G PKT.NATIONAL)	EACH	LAH	95.00	95.00	95.00	0.00	0.00
		FAS	96.32	96.32	96.32	0.00	0.00
		RAW	96.50	96.50	96.50	0.00	0.00

Contd.

7.10 Intercity Wholesale Prices of Selected Commodities

Group/Commodity/Item Specification	Unit	City	Prices (Rs.)			% Change in	
			Jan., 2016	Dec., 2015	Jan., 2015	Jan., 2016 Over	
						Dec., 2015	Jan., 2015
		MUL	95.52	95.52	95.52	0.00	0.00
		SKT	95.52	95.52	95.52	0.00	0.00
		KAR	100.00	100.00	100.00	0.00	0.00
		HYD	105.00	105.00	105.00	0.00	0.00
		MPK	96.50	96.50	96.50	0.00	0.00
		PSH	92.00	92.00	96.00	0.00	-4.17
		MNG	106.00	106.00	105.00	0.00	0.95
		QTA	92.00	92.00	92.00	0.00	0.00
2392402. CORRIANDER PWD.200 G. PKT.NAT.	EACH	LAH	87.96	87.96	96.32	0.00	-8.68
		FAS	88.78	88.78	70.78	0.00	25.43
		RAW	91.50	91.50	91.50	0.00	0.00
		MUL	81.40	81.40	96.32	0.00	-15.49
		SKT	70.78	70.78	70.78	0.00	0.00
		KAR	84.00	84.00	84.00	0.00	0.00
		HYD	77.00	77.00	77.00	0.00	0.00
		MPK	68.41	68.41	68.41	0.00	0.00
		PSH	70.00	70.00	70.00	0.00	0.00
		MNG	70.00	70.00	70.00	0.00	0.00
		QTA	81.60	81.60	81.60	0.00	0.00
2392601. CLOVES	40 KG.	LAH	50500.00	50500.00	50500.00	0.00	0.00
		RAW	46750.00	46750.00	45000.00	0.00	3.89
		MUL	44500.00	44500.00	52500.00	0.00	-15.24
		KAR	40500.00	37125.00	61000.00	9.09	-33.61
		HYD	55500.00	55500.00	55500.00	0.00	0.00
		MPK	42000.00	42000.00	50000.00	0.00	-16.00
		PSH	54000.00	54000.00	52000.00	0.00	3.85
		QTA	51000.00	51000.00	51000.00	0.00	0.00
046. Other Food Products							
2399401. VINEGAR SYNTHETIC (SIRKA)	DOZ.	LAH	780.00	720.00	720.00	8.33	8.33
		RAW	875.00	875.00	835.00	0.00	4.79
		KAR	545.00	545.00	545.00	0.00	0.00
		PSH	560.00	560.00	560.00	0.00	0.00
		QTA	900.00	900.00	900.00	0.00	0.00
2399901. TURMERIC POWDER(50 G.PKT.NATIONAL)	EACH	LAH	31.50	31.50	31.50	0.00	0.00
		FAS	31.96	31.96	31.96	0.00	0.00
		RAW	30.00	30.00	30.00	0.00	0.00
		MUL	31.69	31.69	31.69	0.00	0.00
		SKT	31.69	31.69	35.00	0.00	-9.46
		KAR	34.00	34.00	34.00	0.00	0.00
		HYD	35.00	35.00	35.00	0.00	0.00
		SKR	31.71	31.71	31.69	0.00	0.06
		MPK	32.00	32.00	32.00	0.00	0.00
		PSH	31.20	31.20	31.20	0.00	0.00
		MNG	32.50	32.50	32.50	0.00	0.00
		QTA	30.00	30.00	36.00	0.00	-16.67
047. Mineral Water							
2441001. MINERAL WATER NESTLE(1.5 LTR)	DOZ.	LAH	480.00	480.00	480.00	0.00	0.00
		FAS	460.00	440.00	440.00	4.55	4.55
		RAW	512.50	512.50	502.00	0.00	2.09
		MUL	508.00	508.00	504.00	0.00	0.79
		GUJ	450.00	450.00	450.00	0.00	0.00
		SKT	419.00	419.00	419.00	0.00	0.00
		KAR	456.00	456.00	456.00	0.00	0.00
		HYD	470.00	470.00	470.00	0.00	0.00
		SKR	480.00	480.00	480.00	0.00	0.00
		MPK	418.00	418.00	418.00	0.00	0.00
		PSH	443.00	443.00	443.00	0.00	0.00
		QTA	528.00	528.00	528.00	0.00	0.00

Contd.

7.10 Intercity Wholesale Prices of Selected Commodities

Group/Commodity/Item Specification	Unit	City	Prices (Rs.)			% Change in Jan., 2016 Over	
			Jan., 2016	Dec., 2015	Jan., 2015	Dec., 2015	Jan., 2015
			048. Beverages				
2449001. COCA COLA(CRATE OF 24 BOTTLES)	EACH	LAH	442.00	442.00	442.00	0.00	0.00
		FAS	445.00	445.00	445.00	0.00	0.00
		RAW	382.50	382.50	382.50	0.00	0.00
		MUL	403.00	403.00	403.00	0.00	0.00
		SKT	444.00	444.00	444.00	0.00	0.00
		GJT	444.00	444.00	444.00	0.00	0.00
		KAR	444.00	444.00	444.00	0.00	0.00
		HYD	444.00	444.00	444.00	0.00	0.00
		SKR	432.00	432.00	432.00	0.00	0.00
		MPK	390.00	390.00	390.00	0.00	0.00
		PSH	445.00	445.00	430.00	0.00	3.49
		BNU	475.00	475.00	475.00	0.00	0.00
		MNG	430.00	430.00	430.00	0.00	0.00
		QTA	480.00	480.00	480.00	0.00	0.00
2449002. SEVEN UP (CRATE OF 24 BOTTLES)	EACH	LAH	442.00	442.00	442.00	0.00	0.00
		FAS	445.00	445.00	445.00	0.00	0.00
		RAW	382.50	382.50	382.50	0.00	0.00
		MUL	403.00	403.00	403.00	0.00	0.00
		SKT	444.00	444.00	444.00	0.00	0.00
		GJT	444.00	444.00	444.00	0.00	0.00
		KAR	444.00	444.00	444.00	0.00	0.00
		HYD	444.00	444.00	444.00	0.00	0.00
		SKR	432.00	432.00	432.00	0.00	0.00
		MPK	390.00	390.00	390.00	0.00	0.00
		PSH	445.00	445.00	445.00	0.00	0.00
		BNU	475.00	475.00	475.00	0.00	0.00
		MNG	420.00	420.00	420.00	0.00	0.00
		QTA	480.00	480.00	480.00	0.00	0.00
2449003. MAKKA COLA (CRATE OF 24 BOTTLES)	EACH	MUL	280.00	280.00	280.00	0.00	0.00
		GUJ	280.00	280.00	280.00	0.00	0.00
		SKT	270.00	270.00	270.00	0.00	0.00
		PSH	410.00	410.00	410.00	0.00	0.00
		BNU	322.00	322.00	322.00	0.00	0.00
		MNG	322.00	322.00	322.00	0.00	0.00
2449004. PEPSI COLA (CRATE OF 24 BOTTLES)	EACH	LAH	442.00	442.00	442.00	0.00	0.00
		FAS	445.00	445.00	445.00	0.00	0.00
		RAW	382.50	382.50	382.50	0.00	0.00
		MUL	403.00	403.00	403.00	0.00	0.00
		SKT	444.00	444.00	444.00	0.00	0.00
		GJT	444.00	444.00	444.00	0.00	0.00
		KAR	444.00	444.00	444.00	0.00	0.00
		HYD	444.00	444.00	444.00	0.00	0.00
		SKR	432.00	432.00	432.00	0.00	0.00
		PSH	445.00	445.00	445.00	0.00	0.00
		BNU	475.00	475.00	475.00	0.00	0.00
		MNG	420.00	420.00	420.00	0.00	0.00
		QTA	450.00	450.00	408.00	0.00	10.29
049. Tobacco Products							
2502001. CIGARETTES K-2 10'S (FILTER)	1000	KAR	2850.00	2850.00	2125.00	0.00	34.12
2502002. CIGARETTES MELBOURNE	1000	KAR	3100.00	3100.00	2300.00	0.00	34.78
2502003. CIGARETTES CAPSTAN LSFT 10 SS	1000	KAR	3100.00	3100.00	2300.00	0.00	34.78
2502004. CIGARETTES GOLD LEAF (KSFT) 20	1000	KAR	5700.00	5700.00	4750.00	0.00	20.00
3b) Textiles & Apparels							
050. Cotton Yarn							
2636001. COTTON YARN 10/1 POPULAR FIBER	10 LB.	KAR	808.75	850.00	718.75	-4.85	12.52
2636002. COTTON YARN 16/1 MGM	10 LB.	KAR	960.00	960.00	1000.00	0.00	-4.00
2636003. COTTON YARN 21/1 SURIYA TEXTILE	10 LB.	KAR	1070.00	1070.00	1080.00	0.00	-0.93
2636004. COTTON YARN 42/1 ABDULLAH TEXTILE	10 LB.	KAR	1550.00	1550.00	1600.00	0.00	-3.13
2636005. COTTON YARN 20/2 BAJWA	10 LB.	KAR	1180.00	1180.00	1120.00	0.00	5.36

Contd.

7.10 Intercity Wholesale Prices of Selected Commodities

Group/Commodity/Item Specification	Unit	City	Prices (Rs.)			% Change in Jan., 2016 Over	
			Jan., 2016	Dec., 2015	Jan., 2015	Dec., 2015	Jan., 2015
051. Nylon Yarn							
2643001. NYLON YARN RUPALI(PAK)50/72/00	LB.	KAR	90.00	90.00	102.00	0.00	-11.76
2643002. NYLON YARN GRATON 50/36/00FLAT	LB.	KAR	77.00	77.00	80.25	0.00	-4.05
2643003. NYLON YARN GRATON 75/48/0 DTY	LB.	KAR	103.00	103.00	103.00	0.00	0.00
052. Blended Yarn							
2645001. BLND.YARN 30/1 A.A TEX.Z.TW PVC	LB.	KAR	118.00	121.00	135.75	-2.48	-13.08
2645002. BLND.YARN 40/1 SANA	LB.	KAR	147.00	151.00	151.00	-2.65	-2.65
2645003. BLND.YARN 60/1 PP AGAR	LB.	KAR	124.00	124.00	124.00	0.00	0.00
2645004. BLND.YARN 30/1 A.A TEX.COMBED	LB.	KAR	119.00	121.00	135.75	-1.65	-12.34
2645005. BLND.YARN 40/1 A.A. TEXTILE	LB.	KAR	143.00	143.00	143.00	0.00	0.00
053. Woven Fabrics							
2654001. LIGHT WEIGHT WORSTED (L.PUR)	MTR.	LAH	925.00	925.00	925.00	0.00	0.00
		RAW	1162.50	1162.50	1037.50	0.00	12.05
		KAR	1700.00	1700.00	1475.00	0.00	15.25
2654002. HEAVY WEIGHT SUITING (L.PUR)	MTR.	LAH	1575.00	1575.00	1575.00	0.00	0.00
		RAW	1375.00	1375.00	1325.00	0.00	3.77
		KAR	2350.00	2350.00	2250.00	0.00	4.44
2654003. TWEED (LAWRENCEPUR)	MTR.	LAH	925.00	925.00	925.00	0.00	0.00
		RAW	1225.00	1225.00	1125.00	0.00	8.89
		KAR	2050.00	2050.00	1800.00	0.00	13.89
2654004. WORSTED (LAWRENCEPUR)	MTR.	LAH	975.00	975.00	975.00	0.00	0.00
		RAW	1275.00	1275.00	1175.00	0.00	8.51
		KAR	1800.00	1800.00	1750.00	0.00	2.86
054. Cotton Fabrics							
2662001. LATHA GUL AHMED 90000 SUP. QLTY.	40 MTR.	LAH	7900.00	7900.00	7900.00	0.00	0.00
		FAS	8550.00	8550.00	8550.00	0.00	0.00
		RAW	5625.00	5625.00	5225.00	0.00	7.66
		MUL	8095.00	8095.00	8095.00	0.00	0.00
		KAR	8500.00	8500.00	8300.00	0.00	2.41
		HYD	7000.00	7000.00	7000.00	0.00	0.00
2662002. LATHA PRESIDENT SUP. QLTY.	40 MTR.	LAH	3450.00	3450.00	3450.00	0.00	0.00
		MUL	7140.00	7140.00	7140.00	0.00	0.00
		KAR	3682.50	3682.50	3682.50	0.00	0.00
2662003. LATHA MAST QALANDER SUP. QLTY.	40 MTR.	MUL	4920.00	4920.00	4920.00	0.00	0.00
		KAR	2810.00	2810.00	2810.00	0.00	0.00
2662004. LATHA MUGHAL-E-AZAM SUP. QLTY.	40 MTR.	LAH	3650.00	3650.00	3650.00	0.00	0.00
		FAS	5650.00	5650.00	5650.00	0.00	0.00
		RAW	5525.00	5525.00	5150.00	0.00	7.28
		MUL	5880.00	5880.00	5880.00	0.00	0.00
		KAR	5300.00	5300.00	5100.00	0.00	3.92
		HYD	6000.00	6000.00	6000.00	0.00	0.00
055. Other Fabrics							
2669001. LAWN AVG. QLTY.	MTR.	LAH	75.50	75.50	75.50	0.00	0.00
		FAS	92.50	92.50	92.50	0.00	0.00
		RAW	122.50	122.50	117.50	0.00	4.26
		MUL	125.00	125.00	125.00	0.00	0.00
		KAR	125.00	125.00	115.00	0.00	8.70
		HYD	120.00	120.00	100.00	0.00	20.00
		SKR	70.00	70.00	70.00	0.00	0.00
		QTA	130.00	130.00	130.00	0.00	0.00
2669002. LAWN SUP. QLTY.	MTR.	LAH	177.50	177.50	177.50	0.00	0.00
		FAS	230.00	230.00	230.00	0.00	0.00
		RAW	225.00	225.00	195.00	0.00	15.38
		MUL	180.00	180.00	190.00	0.00	-5.26
		KAR	240.00	240.00	225.00	0.00	6.67
		QTA	152.50	152.50	152.50	0.00	0.00
2669003. GREY CLOTH 52"	MTR.	LAH	45.00	45.00	45.00	0.00	0.00
		FAS	62.50	62.50	62.50	0.00	0.00
		RAW	41.00	41.00	41.00	0.00	0.00

Contd.

7.10 Intercity Wholesale Prices of Selected Commodities

Group/Commodity/Item Specification	Unit	City	Prices (Rs.)			% Change in Jan., 2016 Over	
			Jan., 2016	Dec., 2015	Jan., 2015	Dec., 2015	Jan., 2015
		MUL	117.50	117.50	100.00	0.00	17.50
		KAR	69.50	69.50	67.50	0.00	2.96
		LRK	105.00	105.00	105.00	0.00	0.00
2669004. GREY CLOTH 98"	MTR.	LAH	76.50	76.50	76.50	0.00	0.00
		FAS	122.50	122.50	122.50	0.00	0.00
		KAR	130.00	130.00	125.00	0.00	4.00
2669005. DRILL DYED	MTR.	LAH	75.50	75.50	75.50	0.00	0.00
		FAS	105.00	105.00	105.00	0.00	0.00
		RAW	32.50	32.50	32.50	0.00	0.00
		KAR	141.00	141.00	105.00	0.00	34.29
		QTA	68.00	68.00	68.00	0.00	0.00
056. Silk & Reyon Fabrics							
2679001. KT. SHIRTING AL-KARAM SUP. QLTY.	MTR.	LAH	82.50	82.50	82.50	0.00	0.00
		RAW	132.50	132.50	117.50	0.00	12.77
		KAR	135.00	135.00	105.00	0.00	28.57
2679002. KT. SHIRTING TOYOBO SUP. QLTY.	MTR.	FAS	212.50	212.50	212.50	0.00	0.00
		RAW	132.50	132.50	117.50	0.00	12.77
		MUL	85.00	85.00	85.00	0.00	0.00
		KAR	92.50	92.50	72.50	0.00	27.59
		QTA	73.00	73.00	73.00	0.00	0.00
2679003. WOOLY FLAT	MTR.	LAH	47.50	47.50	47.50	0.00	0.00
		KAR	39.00	39.00	39.00	0.00	0.00
		QTA	62.50	62.50	62.50	0.00	0.00
2679004. SILK AVG. QLTY.	MTR.	LAH	59.00	59.00	59.00	0.00	0.00
		RAW	57.50	57.50	47.50	0.00	21.05
		MUL	95.00	95.00	95.00	0.00	0.00
		KAR	41.00	41.00	41.00	0.00	0.00
		SKR	35.00	35.00	35.00	0.00	0.00
		QTA	55.00	55.00	55.00	0.00	0.00
2679005. SILK SUP. QLTY.	MTR.	LAH	85.50	85.50	85.50	0.00	0.00
		FAS	237.50	237.50	237.50	0.00	0.00
		RAW	95.00	95.00	77.50	0.00	22.58
		QTA	75.00	75.00	75.00	0.00	0.00
2679006. LINEN STAR MILL KARACHI	MTR.	LAH	116.50	116.50	116.50	0.00	0.00
		KAR	130.00	130.00	107.50	0.00	20.93
		QTA	92.00	92.00	92.00	0.00	0.00
057. Towels							
2684001. TOWEL MED SIZE AVG. QLTY.	DOZ.	LAH	1725.00	1725.00	1725.00	0.00	0.00
		FAS	1650.00	1650.00	1650.00	0.00	0.00
		KSR	1725.00	1725.00	1725.00	0.00	0.00
		KAR	2300.00	2300.00	2220.00	0.00	3.60
		SKR	2040.00	2040.00	2040.00	0.00	0.00
		PSH	2400.00	2400.00	2400.00	0.00	0.00
		QTA	1620.00	1620.00	1620.00	0.00	0.00
058. Blankets							
2711001. BLANKET MOONLITE SINGLE	EACH	LAH	2400.00	2400.00	2400.00	0.00	0.00
		RAW	2975.00	2975.00	2975.00	0.00	0.00
		KAR	2437.50	2437.50	2150.00	0.00	13.37
2711002. BLANKET MOONLITE DOUBLE	EACH	LAH	3000.00	3000.00	3000.00	0.00	0.00
		RAW	3325.00	3325.00	3325.00	0.00	0.00
		KAR	2900.00	2900.00	2650.00	0.00	9.43
059. Bed Sheets							
2712001. BED SHEET COTTON SINGLE AVG. QLTY.	DOZ.	LAH	3250.00	3250.00	3250.00	0.00	0.00
		FAS	4300.00	4300.00	4300.00	0.00	0.00
		KAR	4350.00	4350.00	4050.00	0.00	7.41
		SKR	3960.00	3960.00	3960.00	0.00	0.00
		PSH	4800.00	4800.00	4800.00	0.00	0.00
		QTA	3600.00	3600.00	3600.00	0.00	0.00

Contd.

7.10 Intercity Wholesale Prices of Selected Commodities

Group/Commodity/Item Specification	Unit	City	Prices (Rs.)			% Change in Jan., 2016 Over	
			Jan., 2016	Dec., 2015	Jan., 2015	Dec., 2015	Jan., 2015
2712002. BED SHEET COTTON DOUBLE AVG. QLTY.	DOZ.	LAH	5650.00	5650.00	5650.00	0.00	0.00
		FAS	4900.00	4900.00	4900.00	0.00	0.00
		KAR	6750.00	6750.00	6300.00	0.00	7.14
		SKR	7800.00	7800.00	7800.00	0.00	0.00
		PSH	9600.00	9600.00	9600.00	0.00	0.00
		QTA	4250.00	4250.00	4250.00	0.00	0.00
060. Quilts							
2718001. READY MADE QUILT	EACH	LAH	950.00	950.00	875.00	0.00	8.57
		RAW	775.00	775.00	775.00	0.00	0.00
		KAR	1075.00	1075.00	1075.00	0.00	0.00
		PSH	950.00	875.00	925.00	8.57	2.70
		QTA	600.00	600.00	600.00	0.00	0.00
061. Woolen Carpets							
2721001. WOOLEN CARPET	SQ.FT.	LAH	70.00	60.00	60.00	16.67	16.67
		KAR	60.00	60.00	51.00	0.00	17.65
062. Synthetic Carpets							
2729001. SYNTHETIC CARPET	SQ.FT.	LAH	32.50	32.50	32.50	0.00	0.00
		RAW	24.50	24.50	24.50	0.00	0.00
		KAR	49.00	49.00	45.50	0.00	7.69
		QTA	46.50	46.50	46.50	0.00	0.00
063. Hosiery Products							
2821001. UNDER WEAR MED. SIZE AVG. QLTY.	DOZ.	LAH	1125.00	1125.00	1125.00	0.00	0.00
		FAS	780.00	780.00	780.00	0.00	0.00
		RAW	1875.00	1875.00	1712.50	0.00	9.49
		KAR	1000.00	1000.00	870.00	0.00	14.94
		SKR	890.00	890.00	780.00	0.00	14.10
		PSH	1440.00	1440.00	1440.00	0.00	0.00
		QTA	420.00	420.00	420.00	0.00	0.00
2821002. VEST (BANYAN)MED. SIZE AVG. QLTY.	DOZ.	LAH	1175.00	1175.00	1175.00	0.00	0.00
		FAS	900.00	900.00	900.00	0.00	0.00
		RAW	1875.00	1875.00	1712.50	0.00	9.49
		KAR	1030.00	1030.00	888.00	0.00	15.99
		SKR	1322.50	1322.50	1322.50	0.00	0.00
		PSH	1440.00	1500.00	1190.00	-4.00	21.01
		QTA	720.00	720.00	720.00	0.00	0.00
2821003. SOCKS NYLON MIXED GENTS SUP. QLTY.	DOZ.	LAH	1125.00	1125.00	1125.00	0.00	0.00
		FAS	710.00	710.00	710.00	0.00	0.00
		RAW	812.50	812.50	812.50	0.00	0.00
		KAR	798.00	798.00	798.00	0.00	0.00
		SKR	860.00	860.00	860.00	0.00	0.00
		PSH	900.00	900.00	840.00	0.00	7.14
		QTA	620.00	620.00	620.00	0.00	0.00
2821004. SOCKS COTTON GENTS AVG. QLTY.	DOZ.	LAH	750.00	750.00	750.00	0.00	0.00
		FAS	510.00	510.00	510.00	0.00	0.00
		KAR	650.00	650.00	630.00	0.00	3.17
064. Readymade Garments							
2823101. PANTS GENTS (W&W) AVG. QLTY.	DOZ.	LAH	4250.00	4250.00	4250.00	0.00	0.00
		RAW	7250.00	7250.00	6950.00	0.00	4.32
		KAR	5100.00	5100.00	5100.00	0.00	0.00
2823102. SHORT	DOZ.	LAH	1250.00	1250.00	1250.00	0.00	0.00
		KAR	1260.00	1260.00	1260.00	0.00	0.00
		HYD	2400.00	2400.00	2000.00	0.00	20.00
2823103. AWAMI SUIT(W&W) AVG. QLTY.	DOZ.	LAH	9000.00	9000.00	9000.00	0.00	0.00
		RAW	12750.00	12750.00	11250.00	0.00	13.33
		KAR	6700.00	6700.00	8100.00	0.00	-17.28
		QTA	5400.00	5400.00	5400.00	0.00	0.00
2823201. SHIRT GENTS (W&W) AVG. QLTY.	DOZ.	LAH	3225.00	3225.00	3225.00	0.00	0.00
		RAW	4275.00	4275.00	4125.00	0.00	3.64
		KAR	4050.00	4050.00	4050.00	0.00	0.00

Contd.

7.10 Intercity Wholesale Prices of Selected Commodities

Group/Commodity/Item Specification	Unit	City	Prices (Rs.)			% Change in Jan., 2016 Over		
			Jan., 2016	Dec., 2015	Jan., 2015	Dec., 2015	Jan., 2015	
			2823301. GIRL'S FROCK (W&W)	DOZ.	LAH	8750.00	8750.00	8750.00
		RAW	11100.00	11100.00	9350.00	0.00	18.72	
		KAR	6740.00	6740.00	6450.00	0.00	4.50	
3c) Leather Products								
065. Leather Without Hair								
2912001. SOLE LEATHER 5 MM GR-1	KG.	SAH	700.00	700.00	620.00	0.00	12.90	
		KSR	425.00	425.00	425.00	0.00	0.00	
2912002. SOLE LEATHER 4.5 MM GR-1	KG.	SAH	725.00	725.00	710.00	0.00	2.11	
		KSR	490.00	490.00	490.00	0.00	0.00	
2912003. SOLE LEATHER 4 MM GR-1	KG.	SAH	750.00	750.00	740.00	0.00	1.35	
		KSR	510.00	510.00	510.00	0.00	0.00	
066. Other Leather N.E.C								
2913001. CHROME LEATHER COW ANALINE GR-I	DM.	SAH	19.37	19.37	26.90	0.00	-27.99	
		KSR	21.00	21.00	20.00	0.00	5.00	
2913002. CHROME LEATHER COW ANALINE GR-II	DM.	SAH	18.29	18.29	20.98	0.00	-12.82	
		KSR	18.22	18.22	19.00	0.00	-4.11	
2913003. CHROME LEATHER BUFF CALF (SUP)	DM.	SAH	17.22	17.22	17.76	0.00	-3.04	
		KSR	18.00	18.00	17.00	0.00	5.88	
2913004. CHROME LEATHER BUFF CALF (B)	DM.	SAH	15.60	15.60	16.14	0.00	-3.35	
		KSR	15.00	15.00	15.00	0.00	0.00	
067. Footwears								
2933001. GENTS SHOES PAUL BATA	PAIR	LAH	818.23	818.23	818.23	0.00	0.00	
2933002. GENTS SANDAL BATA	PAIR	LAH	572.51	572.51	572.51	0.00	0.00	
2933003. GENTS SLATE CHAPPAL BATA	PAIR	LAH	110.08	110.08	110.08	0.00	0.00	
2933004. LADIES SANDAL BATA (EMOZIAN)	PAIR	LAH	490.61	490.61	490.61	0.00	0.00	
2933005. LADIES SPOUNG CHAPPAL BATA(TROPICAL	PAIR	LAH	109.52	109.52	109.52	0.00	0.00	
2933006. CHILD SHOE POWER LIFE BATA	PAIR	LAH	285.85	285.85	285.85	0.00	0.00	
2933007. GENTS SHOES ART 1109 SERVIS	PAIR	LAH	477.00	477.00	477.00	0.00	0.00	
2933008. CHEETAH 50 SIZE 3.5	PAIR	LAH	1091.00	1091.00	679.00	0.00	60.68	
2933009. SERVIS SHOES WOMEN	PAIR	LAH	370.00	370.00	370.00	0.00	0.00	
2933010. SERVIS SHOES CHILDREN	PAIR	LAH	257.00	257.00	257.00	0.00	0.00	
4. Other Transportable Goods								
068. Timber								
3131001. TIMBER SHEESHAM	CMT.	LAH	59151.00	59151.00	59151.00	0.00	0.00	
		RAW	67098.00	67098.00	64449.50	0.00	4.11	
		KAR	59000.00	59000.00	51965.00	0.00	13.54	
		PSH	51200.00	42378.00	42378.00	20.82	20.82	
		QTA	55582.00	55582.00	55582.00	0.00	0.00	
3131002. TIMBER KERUING PINE WOOD	CMT.	RAW	64449.00	64449.00	62683.50	0.00	2.82	
		KAR	59000.00	59000.00	53412.50	0.00	10.46	
3131003. TIMBER PERTAL	CMT.	LAH	38845.50	38845.50	38845.50	0.00	0.00	
		RAW	52089.00	52089.00	48558.00	0.00	7.27	
		KAR	43000.00	43000.00	38404.00	0.00	11.97	
		PSH	56496.00	56496.00	52372.00	0.00	7.87	
		QTA	31050.00	31050.00	31050.00	0.00	0.00	
3131004. TIMBER CHIR	CMT.	LAH	32665.50	32665.50	32665.50	0.00	0.00	
		RAW	46792.00	46792.00	43260.50	0.00	8.16	
		KAR	34500.00	34500.00	30458.00	0.00	13.27	
3131005. TIMBER DEODAR	CMT.	RAW	104178.50	104178.50	97998.00	0.00	6.31	
		KAR	112500.00	112500.00	97996.50	0.00	14.80	
		PSH	105930.00	105930.00	95358.00	0.00	11.09	
		QTA	88000.00	88000.00	88000.00	0.00	0.00	
3131006. TIMBER TEAK WOOD	CMT.	LAH	143021.50	143021.50	143021.50	0.00	0.00	
		KAR	155000.00	155000.00	115653.00	0.00	34.02	
069. Printing Paper								
3212901. OFFSET PAPER FLYING FINISH	KG.	KAR	75.00	75.00	85.00	0.00	-11.76	
3212902. ART PAPER "LEYKAM"/CHINA	KG.	KAR	115.00	115.00	115.00	0.00	0.00	
3212903. PRINTING PAPER ROYAL CENTURY	KG.	KAR	90.00	90.00	90.00	0.00	0.00	
3212904. PHOTOSTAT PAPER 210X297 A-4(80GM)	KG.	KAR	345.00	345.00	370.00	0.00	-6.76	

Contd.

7.10 Intercity Wholesale Prices of Selected Commodities

Group/Commodity/Item Specification	Unit	City	Prices (Rs.)			% Change in Jan., 2016 Over	
			Jan.,2016	Dec., 2015	Jan., 2015	Dec., 2015	Jan., 2015
070. Hard Board							
3213301. KRAFT LINES BOARD (BRAZIL-125)	KG.	KAR	95.00	95.00	110.00	0.00	-13.64
071. Coke							
3310001. COKE	MT.	KAR	60000.00	60000.00	60000.00	0.00	0.00
072. Motor Spirit							
3331001. MOTOR SPRIT 87 RON	LTR.	KAR	76.20	76.20	78.22	0.00	-2.58
073. Diesel Oil							
3333001. DIESEL OIL LIGHT SPEED (BULK)	LTR.	KAR	44.67	53.16	67.43	-15.97	-33.75
3333002. DIESEL OIL HIGH SPEED(BULK)	LTR.	KAR	80.73	83.73	86.17	-3.58	-6.31
074. Kerosine Oil							
3334001. KEROSENE OIL	LTR.	KAR	48.11	56.18	78.47	-14.36	-38.69
075. Furnace Oil							
3337001. HIGH SULPHUR FURNACE OIL(HSFO)	MT.	KAR	18256.00	23720.00	36831.00	-23.04	-50.43
076. Mobil Oil							
3338001. HAVOLINE MOBIL OIL PETROL ENGN.	4 LTR.	FAS	1950.00	1950.00	1950.00	0.00	0.00
		RAW	1962.50	1962.50	1987.50	0.00	-1.26
		MUL	1780.00	1780.00	1780.00	0.00	0.00
		GJT	1790.00	1790.00	1790.00	0.00	0.00
		KAR	2157.00	2157.00	2157.00	0.00	0.00
		PSH	1700.00	1700.00	1640.00	0.00	3.66
		QTA	1670.00	1670.00	1670.00	0.00	0.00
3338002. HAVOLINE MOBIL OIL CNG ENGN.	4 LTR.	FAS	1600.00	1600.00	1600.00	0.00	0.00
		RAW	1937.50	1937.50	1962.50	0.00	-1.27
		MUL	1660.00	1660.00	1830.00	0.00	-9.29
		GJT	1790.00	1790.00	1835.00	0.00	-2.45
		KAR	1833.00	1833.00	1833.00	0.00	0.00
		PSH	1700.00	1700.00	1680.00	0.00	1.19
		QTA	1725.00	1725.00	1725.00	0.00	0.00
077. Chemicals							
3414001. STEARIC ACID	LB.	LAH	122.50	122.50	110.00	0.00	11.36
		KAR	83.00	80.50	106.50	3.11	-22.07
3414002. ACETIC ACID	LB.	LAH	80.00	80.00	80.00	0.00	0.00
		KAR	41.00	41.00	59.00	0.00	-30.51
		PSH	50.00	50.00	57.00	0.00	-12.28
3414003. TARTARIC POWDER	50 KG.	LAH	17500.00	17500.00	18000.00	0.00	-2.78
		KAR	3700.00	11700.00	11000.00	-68.38	-66.36
3414004. CITRIC ACID	50 KG.	LAH	5700.00	5700.00	6500.00	0.00	-12.31
		KAR	5250.00	4900.00	6350.00	7.14	-17.32
		PSH	5600.00	5600.00	6500.00	0.00	-13.85
3414005. CHINA CLAY	M.T.	KAR	45000.00	52000.00	53500.00	-13.46	-15.89
3414006. BLEACHING POWDER	50 KG.	LAH	2600.00	2600.00	2500.00	0.00	4.00
		KSR	2675.00	2675.00	2900.00	0.00	-7.76
		KAR	2750.00	2275.00	2025.00	20.88	35.80
		PSH	3000.00	3000.00	3800.00	0.00	-21.05
3414007. GLUCOSE POWDER	50 KG.	LAH	4800.00	4800.00	5200.00	0.00	-7.69
		KAR	4100.00	4100.00	5200.00	0.00	-21.15
		PSH	5000.00	5000.00	5400.00	0.00	-7.41
3422001. ZINC OXIDE	50 KG.	LAH	21000.00	21000.00	19000.00	0.00	10.53
		PSH	15000.00	15000.00	16500.00	0.00	-9.09
3423101. CAUSTIC SODA	50 KG.	LAH	3700.00	3700.00	3900.00	0.00	-5.13
		KSR	3725.00	3725.00	3900.00	0.00	-4.49
		KAR	4000.00	3710.00	4150.00	7.82	-3.61
		PSH	3600.00	3600.00	4000.00	0.00	-10.00
3423102. SULPHURIC ACID	100 KG.	LAH	2500.00	2500.00	2500.00	0.00	0.00
		KAR	2245.00	2387.50	2400.00	-5.97	-6.46
		PSH	2000.00	2000.00	2000.00	0.00	0.00
3423103. MERCURY	KG.	LAH	12500.00	12500.00	14000.00	0.00	-10.71
		KAR	9000.00	7100.00	14000.00	26.76	-35.71
		PSH	9000.00	9000.00	12000.00	0.00	-25.00

Contd.

7.10 Intercity Wholesale Prices of Selected Commodities

Group/Commodity/Item Specification	Unit	City	Prices (Rs.)			% Change in	
						Jan., 2016 Over	
			Jan., 2016	Dec., 2015	Jan., 2015	Dec., 2015	Jan., 2015
3424001. SODA ASH LIGHT 80 KG. BAG	BAG	LAH	3360.00	3360.00	3800.00	0.00	-11.58
		KSR	3425.00	3425.00	3725.00	0.00	-8.05
		KAR	2072.50	2072.50	3420.00	0.00	-39.40
		PSH	3360.00	3360.00	3360.00	0.00	0.00
3424002. SODIUM BI- CARBONATE.	50 KG.	LAH	2450.00	2450.00	2500.00	0.00	-2.00
		KAR	2210.00	2210.00	2850.00	0.00	-22.46
		PSH	2400.00	2400.00	2400.00	0.00	0.00
3424003. SALT EPSUM	100 KG.	LAH	1400.00	1400.00	1600.00	0.00	-12.50
		KAR	1980.00	1630.00	1800.00	21.47	10.00
		PSH	2200.00	2200.00	2600.00	0.00	-15.38
078. Dyeing Material							
3431001. DYES RED B-BASE	LB.	KAR	270.00	270.00	260.00	0.00	3.85
3431002. DYES ORITEX JAPAN RED HR-2.	LB.	KAR	225.00	225.00	225.00	0.00	0.00
3431003. DYED REACTIVE VIOLET H-3R	LB.	KAR	250.00	250.00	250.00	0.00	0.00
079. Fertilizers							
3461101. SONA UREA	MT.	LAH	38000.00	37000.00	38000.00	2.70	0.00
		FAS	39000.00	39000.00	39000.00	0.00	0.00
		MUL	38000.00	38000.00	38000.00	0.00	0.00
		PSH	38600.00	38600.00	39000.00	0.00	-1.03
3461102. KISAN UREA	MT.	LAH	38000.00	37000.00	38000.00	2.70	0.00
		FAS	37200.00	38400.00	38400.00	-3.13	-3.13
		MUL	36000.00	36000.00	36600.00	0.00	-1.64
		GUJ	34400.00	34400.00	36000.00	0.00	-4.44
3461401. CALCIUM AMMONIUM NITRATE	MT.	PSH	37600.00	36000.00	38000.00	4.44	-1.05
		LAH	32500.00	32500.00	32500.00	0.00	0.00
		FAS	33000.00	33000.00	32600.00	0.00	1.23
		MUL	30600.00	30600.00	31000.00	0.00	-1.29
3462101. SINGLE SUPPER PHOSPHATE (GR) 18PC	MT.	GUJ	34400.00	34400.00	33000.00	0.00	4.24
		PSH	31000.00	31000.00	31000.00	0.00	0.00
		LAH	20000.00	20000.00	20000.00	0.00	0.00
		FAS	18000.00	20000.00	18000.00	-10.00	0.00
3462102. SINGLE SUPER PHOSPHATE (PD) 18PC	MT.	MUL	18600.00	18600.00	18200.00	0.00	2.20
		GUJ	18000.00	18000.00	19000.00	0.00	-5.26
		PSH	18000.00	19000.00	20000.00	-5.26	-10.00
		LAH	21000.00	21000.00	21000.00	0.00	0.00
3462103. TRIPLE SUPER PHOSPHATE (GR)	MT.	FAS	21950.00	21950.00	21950.00	0.00	0.00
		MUL	21900.00	21900.00	21900.00	0.00	0.00
		GUJ	22000.00	22000.00	22000.00	0.00	0.00
		PSH	25100.00	25100.00	25100.00	0.00	0.00
3463201. SULPHATE OF POTASH	MT.	LAH	61750.00	61750.00	61750.00	0.00	0.00
		FAS	61850.00	61850.00	61850.00	0.00	0.00
		MUL	62050.00	62050.00	62050.00	0.00	0.00
		GUJ	66000.00	66000.00	66000.00	0.00	0.00
3464101. NITRO PHOSPHATE	MT.	PSH	60000.00	60000.00	60000.00	0.00	0.00
		LAH	102000.00	103000.00	97000.00	-0.97	5.15
		MUL	83600.00	83600.00	83600.00	0.00	0.00
		KSR	102000.00	103000.00	97000.00	-0.97	5.15
3464201. DIA-AMMONIUM PHOSPHATE	MT.	LAH	50000.00	50500.00	50000.00	-0.99	0.00
		FAS	48000.00	49000.00	52000.00	-2.04	-7.69
		MUL	49400.00	49400.00	52200.00	0.00	-5.36
		GUJ	46000.00	46000.00	53000.00	0.00	-13.21
3464401. NITROGEN PHOSPHATE AND POTACIUM(NPK)	MT.	PSH	48000.00	48000.00	54000.00	0.00	-11.11
		LAH	69000.00	75000.00	76000.00	-8.00	-9.21
		FAS	67560.00	67560.00	75000.00	0.00	-9.92
		MUL	75600.00	75600.00	74000.00	0.00	2.16
3464401. NITROGEN PHOSPHATE AND POTACIUM(NPK)	MT.	GUJ	67000.00	67000.00	76000.00	0.00	-11.84
		PSH	62000.00	67000.00	75000.00	-7.46	-17.33
		LAH	59000.00	62000.00	63000.00	-4.84	-6.35
		GUJ	50000.00	50000.00	62000.00	0.00	-19.35
3464401. NITROGEN PHOSPHATE AND POTACIUM(NPK)	MT.	SAR	47000.00	46700.00	59800.00	0.64	-21.40
		HYD	61680.00	61680.00	61680.00	0.00	0.00

Contd.

7.10 Intercity Wholesale Prices of Selected Commodities

Group/Commodity/Item Specification	Unit	City	Prices (Rs.)			% Change in Jan., 2016 Over	
			Jan.,2016	Dec., 2015	Jan., 2015	Dec., 2015	Jan., 2015
080. Pesticides							
3466101. THIODAN 35 EC(AGRICULTURE) 1 LTR	BOTTLE	LAH	750.00	750.00	580.00	0.00	29.31
		FAS	1050.00	1050.00	1050.00	0.00	0.00
		MUL	1200.00	1200.00	1150.00	0.00	4.35
		SAR	875.00	875.00	875.00	0.00	0.00
		GJT	500.00	500.00	500.00	0.00	0.00
		HYD	750.00	750.00	750.00	0.00	0.00
		MPK	600.00	600.00	600.00	0.00	0.00
3466102. DURSBAN TC(TERMITICIDE CONC.)	BOTTLE	LAH	2000.00	2000.00	1050.00	0.00	90.48
		FAS	1265.00	1265.00	1265.00	0.00	0.00
		MUL	1550.00	1550.00	1550.00	0.00	0.00
		SAR	1100.00	1100.00	1000.00	0.00	10.00
3466103. SARSABZ (VEGETABLES) 1 LTR.	BOTTLE	LAH	250.00	250.00	210.00	0.00	19.05
		FAS	360.00	360.00	360.00	0.00	0.00
		MUL	700.00	700.00	600.00	0.00	16.67
		SAR	300.00	300.00	250.00	0.00	20.00
		GJT	500.00	500.00	500.00	0.00	0.00
3466104. MALATHION (ALL ANIMALS) 1 LTR.	BOTTLE	LAH	800.00	800.00	800.00	0.00	0.00
		FAS	1300.00	1300.00	1300.00	0.00	0.00
		GUJ	1100.00	1100.00	1100.00	0.00	0.00
		GJT	1200.00	1200.00	1200.00	0.00	0.00
081. Insecticides							
3471001. L-D POLYTHYLENE	LB.	KAR	78.13	78.13	85.88	0.00	-9.02
3473001. POLYSTRENE GP.	55 LB.	KAR	4650.00	4650.00	5200.00	0.00	-10.58
082. Paints & Varnishes							
3511001. SYN CLEAR VARNISH (BUXLYS)	3 LTR.	LAH	1062.00	1062.00	1050.00	0.00	1.14
		KAR	1225.00	1225.00	1175.00	0.00	4.26
3511002. SYN CLEAR VARNISH (BERGER)	3 LTR.	LAH	1215.00	1215.00	1150.00	0.00	5.65
		KAR	1375.00	1375.00	1325.00	0.00	3.77
3511003. SYN ENAMEL VIP (BERGER)	3.6 LTR	LAH	1860.00	1860.00	1700.00	0.00	9.41
		RAW	1337.50	1337.50	1322.50	0.00	1.13
		KAR	1650.00	1650.00	1600.00	0.00	3.13
3511004. SYN ENAMEL 413 (BUXLYS)	3.6 LTR	LAH	1380.00	1380.00	1370.00	0.00	0.73
		RAW	1330.00	1330.00	1315.00	0.00	1.14
		KAR	1650.00	1650.00	1600.00	0.00	3.13
3511005. VIP PLASTIC EMULSION (BERGER)	4 LTR.	LAH	1836.00	1836.00	1750.00	0.00	4.91
		RAW	1555.00	1555.00	1545.00	0.00	0.65
		KAR	1500.00	1500.00	1425.00	0.00	5.26
3511006. PLASTIC BOUND DISTEMPER(BUXLYS)	6 KG.	LAH	1210.00	1210.00	1210.00	0.00	0.00
		RAW	975.00	975.00	990.00	0.00	-1.52
		KAR	975.00	975.00	975.00	0.00	0.00
3511007. ICI PLASTIC EMULSION	4 LTR	LAH	1940.00	1940.00	1800.00	0.00	7.78
		RAW	1690.00	1690.00	1690.00	0.00	0.00
		KAR	1750.00	1750.00	1750.00	0.00	0.00
083. Medicines							
3526001. PANADOL TAB. (200)	PACKET	LAH	153.00	153.00	153.00	0.00	0.00
		RAW	165.00	165.00	165.00	0.00	0.00
		MUL	153.00	153.00	153.00	0.00	0.00
		KAR	165.00	165.00	165.00	0.00	0.00
		MPK	153.00	153.00	153.00	0.00	0.00
		PSH	155.00	155.00	160.00	0.00	-3.13
		QTA	200.00	200.00	180.00	0.00	11.11
3526002. DISPRIN TAB. (600)	PACKET	LAH	525.00	525.00	525.00	0.00	0.00
		RAW	417.50	417.50	372.50	0.00	12.08
		MUL	510.00	510.00	510.00	0.00	0.00
		KAR	510.00	510.00	459.00	0.00	11.11
		MPK	425.00	425.00	360.00	0.00	18.06
		PSH	510.00	510.00	516.00	0.00	-1.16
		QTA	440.00	440.00	440.00	0.00	0.00

Contd.

7.10 Intercity Wholesale Prices of Selected Commodities

Group/Commodity/Item Specification	Unit	City	Prices (Rs.)			% Change in Jan., 2016 Over	
			Jan., 2016	Dec., 2015	Jan., 2015	Dec., 2015	Jan., 2015
			3526003. FLAGYL TAB. (200)	PACKET	LAH	278.00	278.00
		RAW	255.00	255.00	255.00	0.00	0.00
		MUL	267.83	267.83	270.00	0.00	-0.80
		KAR	268.00	268.00	260.00	0.00	3.08
		MPK	260.00	260.00	260.00	0.00	0.00
		PSH	271.00	271.00	283.00	0.00	-4.24
		QTA	180.00	180.00	180.00	0.00	0.00
3526004. VENTOLIN TAB.(100)	PACKET	LAH	82.00	82.00	82.00	0.00	0.00
		RAW	85.00	85.00	85.00	0.00	0.00
		MUL	121.00	121.00	121.00	0.00	0.00
		KAR	86.53	86.53	86.53	0.00	0.00
		MPK	73.20	73.20	73.20	0.00	0.00
		PSH	85.00	85.00	72.00	0.00	18.06
		QTA	90.00	90.00	80.00	0.00	12.50
3526005. DAONIL TAB. (60)	PACKET	LAH	82.00	82.00	75.12	0.00	9.16
		RAW	86.50	86.50	86.50	0.00	0.00
		MUL	86.31	86.31	86.31	0.00	0.00
		KAR	88.00	88.00	88.00	0.00	0.00
		MPK	76.00	76.00	76.00	0.00	0.00
		PSH	88.00	88.00	90.00	0.00	-2.22
		QTA	90.00	90.00	90.00	0.00	0.00
3526006. ENTOX TAB. (100)	PACKET	LAH	87.50	87.50	87.50	0.00	0.00
		RAW	73.00	73.00	73.00	0.00	0.00
		MUL	85.00	85.00	85.00	0.00	0.00
		KAR	100.00	100.00	100.00	0.00	0.00
		MPK	85.00	85.00	85.00	0.00	0.00
		PSH	87.00	87.00	100.00	0.00	-13.00
		QTA	85.00	85.00	85.00	0.00	0.00
3526007. CALCIUM TAB. 1000 SANDOZ	06 BOTT	LAH	642.00	642.00	622.00	0.00	3.22
		RAW	620.00	620.00	620.00	0.00	0.00
		MUL	622.20	622.20	622.20	0.00	0.00
		KAR	660.00	660.00	732.00	0.00	-9.84
		MPK	520.00	520.00	520.00	0.00	0.00
		PSH	630.00	630.00	630.00	0.00	0.00
		QTA	636.00	636.00	636.00	0.00	0.00
3526008. RENITEC TAB. 5 MG. (20)	PACKET	LAH	87.56	87.56	87.56	0.00	0.00
		RAW	99.50	99.50	99.50	0.00	0.00
		MUL	99.45	99.45	99.45	0.00	0.00
		KAR	100.00	100.00	100.00	0.00	0.00
		MPK	88.00	88.00	88.00	0.00	0.00
		PSH	105.30	105.30	105.30	0.00	0.00
		QTA	102.00	102.00	102.00	0.00	0.00
3526009. CARMINA (150 TABLETS)	06 BOTT	LAH	160.00	160.00	150.00	0.00	6.67
		RAW	120.00	120.00	120.00	0.00	0.00
		MUL	186.00	186.00	153.00	0.00	21.57
		KAR	180.00	180.00	180.00	0.00	0.00
		PSH	170.00	170.00	170.00	0.00	0.00
3526010. SUALIN (250 TAB.) STRIP	EACH	LAH	80.00	80.00	68.75	0.00	16.36
		RAW	78.00	78.00	78.00	0.00	0.00
		KAR	132.00	132.00	132.00	0.00	0.00
		PSH	130.00	130.00	150.00	0.00	-13.33
3526011. SANCOS SYRUP 60 MG.	06 BOTT	LAH	288.00	288.00	331.50	0.00	-13.12
		RAW	142.50	142.50	142.50	0.00	0.00
		MUL	280.50	280.50	280.50	0.00	0.00
		KAR	160.00	160.00	160.00	0.00	0.00
		MPK	285.00	285.00	285.00	0.00	0.00
		PSH	300.00	300.00	300.00	0.00	0.00
		QTA	287.00	287.00	287.00	0.00	0.00

Contd.

7.10 Intercity Wholesale Prices of Selected Commodities

Group/Commodity/Item Specification	Unit	City	Prices (Rs.)			% Change in Jan., 2016 Over	
			Jan., 2016	Dec., 2015	Jan., 2015	Dec., 2015	Jan., 2015
3526012. PHENRGONE SYRUP 120 MG	06 BOTT	LAH	179.66	179.66	179.66	0.00	0.00
		RAW	168.00	168.00	168.00	0.00	0.00
		MUL	168.30	168.30	168.30	0.00	0.00
		KAR	198.00	198.00	198.00	0.00	0.00
		MPK	170.00	170.00	170.00	0.00	0.00
		PSH	174.00	174.00	170.28	0.00	2.18
3526013. CALPOL SYRUP	06 BOTT	QTA	195.00	195.00	195.00	0.00	0.00
		LAH	135.00	135.00	135.00	0.00	0.00
		RAW	143.00	143.00	143.00	0.00	0.00
		MUL	127.50	127.50	127.50	0.00	0.00
		KAR	150.00	150.00	150.00	0.00	0.00
		MPK	214.20	214.20	214.20	0.00	0.00
3526014. HYDERLIN SYRUP	06 BOTT	PSH	144.48	144.48	144.48	0.00	0.00
		QTA	126.00	126.00	125.00	0.00	0.80
		LAH	344.00	344.00	300.90	0.00	14.32
		RAW	327.50	327.50	327.50	0.00	0.00
		MUL	316.20	316.20	316.20	0.00	0.00
		KAR	332.00	332.00	312.00	0.00	6.41
3526015. SAFI HAMDARD 100 ML	06 BOTT	MPK	312.00	312.00	312.00	0.00	0.00
		PSH	342.00	342.00	342.00	0.00	0.00
		QTA	378.00	378.00	378.00	0.00	0.00
		LAH	228.00	228.00	228.00	0.00	0.00
		RAW	216.00	216.00	216.00	0.00	0.00
		MUL	210.00	210.00	210.00	0.00	0.00
3526016. HONEY TUBE (HAMDARD)	06 TUBE	KAR	306.00	306.00	276.00	0.00	10.87
		PSH	270.00	270.00	240.00	0.00	12.50
		QTA	193.00	193.00	193.00	0.00	0.00
		LAH	540.00	540.00	540.00	0.00	0.00
		KAR	552.00	552.00	552.00	0.00	0.00
		MPK	516.00	516.00	516.00	0.00	0.00
3526017. BETNOVATE-N OINTMENT	06 TUBE	PSH	480.00	480.00	480.00	0.00	0.00
		QTA	582.00	582.00	582.00	0.00	0.00
		LAH	153.12	153.12	153.12	0.00	0.00
		RAW	148.00	148.00	148.00	0.00	0.00
		MUL	170.04	170.04	170.04	0.00	0.00
		KAR	168.00	168.00	168.00	0.00	0.00
3526018. BURNOL	06 TUBE	MPK	156.00	156.00	156.00	0.00	0.00
		PSH	174.00	174.00	150.00	0.00	16.00
		QTA	162.00	162.00	162.00	0.00	0.00
		LAH	85.08	85.08	85.08	0.00	0.00
		RAW	82.00	82.00	82.00	0.00	0.00
		MUL	82.00	82.00	82.00	0.00	0.00
3526019. O.R.S.FLAVOURED (SEARLE)	DOZEN	KAR	96.00	96.00	96.00	0.00	0.00
		MPK	81.60	81.60	81.60	0.00	0.00
		PSH	87.00	87.00	87.00	0.00	0.00
		QTA	81.00	81.00	81.00	0.00	0.00
		LAH	180.00	180.00	180.00	0.00	0.00
		RAW	183.50	183.50	183.50	0.00	0.00
3526020. JOSHANDA HAMDARD	DOZEN	MUL	173.40	173.40	173.40	0.00	0.00
		KAR	174.00	174.00	174.00	0.00	0.00
		PSH	154.30	154.30	154.80	0.00	-0.32
		QTA	156.00	156.00	156.00	0.00	0.00
		LAH	240.00	240.00	276.00	0.00	-13.04
		MUL	216.00	216.00	216.00	0.00	0.00
		KAR	264.00	264.00	264.00	0.00	0.00
		MPK	123.84	123.84	123.84	0.00	0.00
		PSH	82.00	82.00	82.00	0.00	0.00
		QTA	221.00	221.00	221.00	0.00	0.00

Contd.

7.10 Intercity Wholesale Prices of Selected Commodities

Group/Commodity/Item Specification	Unit	City	Prices (Rs.)			% Change in Jan., 2016 Over	
			Jan., 2016	Dec., 2015	Jan., 2015	Dec., 2015	Jan., 2015
			3526021. COTTON BANDAGE 2" SIZE	06 NO.S	LAH	39.00	39.00
		RAW	48.00	48.00	48.00	0.00	0.00
		MUL	24.00	24.00	24.00	0.00	0.00
		KAR	30.00	30.00	30.00	0.00	0.00
		MPK	54.00	54.00	54.00	0.00	0.00
		PSH	42.50	42.50	22.00	0.00	93.18
084. Soaps & Detergents							
3532101. LIFE BOUY SOAP (125 GM.)	DOZ.	LAH	416.00	416.00	401.00	0.00	3.74
		RAW	357.50	357.50	377.50	0.00	-5.30
		KSR	416.00	416.00	401.00	0.00	3.74
		KAR	402.50	402.50	396.00	0.00	1.64
		PSH	396.00	396.00	420.00	0.00	-5.71
		QTA	370.00	370.00	370.00	0.00	0.00
3532102. LUX-STD. (70 GM.)	DOZ.	LAH	350.00	350.00	383.00	0.00	-8.62
		RAW	342.50	342.50	361.00	0.00	-5.12
		KAR	370.00	370.00	384.00	0.00	-3.65
		PSH	380.00	380.00	380.00	0.00	0.00
		QTA	360.00	360.00	360.00	0.00	0.00
3532201. SUPER ACTIVE SURF (130 GM.)	DOZ.	LAH	230.00	230.00	230.00	0.00	0.00
		MUL	229.16	229.16	229.16	0.00	0.00
		KAR	228.00	228.00	232.00	0.00	-1.72
		SKR	248.88	248.88	248.88	0.00	0.00
3532202. ARIEL (100 GM)	DOZ.	LAH	230.00	230.00	230.00	0.00	0.00
		GUJ	228.00	228.00	228.00	0.00	0.00
		KAR	228.00	228.00	163.00	0.00	39.88
		MPK	180.00	180.00	180.00	0.00	0.00
3532203. VIM DETERGENT POLY BAG (1000 G.)	DOZ.	LAH	750.00	750.00	750.00	0.00	0.00
		RAW	765.00	765.00	715.00	0.00	6.99
		KAR	828.00	828.00	640.00	0.00	29.38
		SKR	720.00	720.00	720.00	0.00	0.00
		PSH	680.00	680.00	680.00	0.00	0.00
		MNG	516.00	516.00	516.00	0.00	0.00
		QTA	624.00	624.00	624.00	0.00	0.00
3532204. MAXIMUM POWER BRITE POLYBAG(400GM)	DOZ.	LAH	1404.00	1404.00	1404.00	0.00	0.00
		RAW	862.50	862.50	862.50	0.00	0.00
		KAR	1224.00	1224.00	1060.00	0.00	15.47
		MPK	1416.00	1416.00	1416.00	0.00	0.00
		PSH	1325.00	1325.00	1325.00	0.00	0.00
3532205. EXPRESS DETERGENT(1000GM)	DOZ.	KAR	2100.00	2100.00	1440.00	0.00	45.83
3532206. WASHING SOAP BETA/SUFI/GUY	DOZ.	LAH	5580.00	5580.00	5720.00	0.00	-2.45
		RAW	3775.00	3775.00	3825.00	0.00	-1.31
		KSR	5560.00	5560.00	5580.00	0.00	-0.36
		SKR	3440.00	3440.00	3440.00	0.00	0.00
		PSH	5840.00	5840.00	6100.00	0.00	-4.26
3532207. WASHING SOAP NYLON 101 CAKE	DOZ.	LAH	269.00	269.00	269.00	0.00	0.00
		RAW	237.50	237.50	237.50	0.00	0.00
		SAR	289.00	286.00	320.00	1.05	-9.69
		BNU	190.00	190.00	190.00	0.00	0.00
		QTA	300.00	300.00	300.00	0.00	0.00
3532301. TOOTHPASTE MACLEAN'S (LARGE SIZE)	DOZ.	RAW	575.00	575.00	575.00	0.00	0.00
		KAR	1080.00	1080.00	1080.00	0.00	0.00
3532302. TOOTHPASTE FARHAN'S (STD. SIZE)	DOZ.	KAR	492.00	492.00	492.00	0.00	0.00
3532303. TALC SAMSOL/SWISS MISS (STD.SIZE)	DOZ.	RAW	565.00	565.00	565.00	0.00	0.00
		KAR	1092.00	1092.00	1092.00	0.00	0.00
3532304. PONDS COLD CREAM (MED SIZE.)	DOZ.	LAH	1200.00	1200.00	1200.00	0.00	0.00
		RAW	1182.50	1182.50	1127.50	0.00	4.88
		KAR	1194.00	1194.00	1194.00	0.00	0.00
3532305. PONDS VANISHING CREAM (MED SIZE)	DOZ.	LAH	2450.00	2450.00	2450.00	0.00	0.00
		RAW	1182.50	1182.50	1127.50	0.00	4.88
		KAR	1009.00	1009.00	1009.00	0.00	0.00

Contd.

7.10 Intercity Wholesale Prices of Selected Commodities

Group/Commodity/Item Specification	Unit	City	Prices (Rs.)			% Change in Jan., 2016 Over	
			Jan., 2016	Dec., 2015	Jan., 2015	Dec., 2015	Jan., 2015
3532306. ADMIRAL SHAVING CREAM (MED.SIZE)	DOZ.	LAH	720.00	720.00	660.00	0.00	9.09
		RAW	625.00	625.00	625.00	0.00	0.00
		KAR	684.00	684.00	648.00	0.00	5.56
3532307. HAIR BRYL CREAM (MED. SIZE).	DOZ.	RAW	1125.00	1125.00	1125.00	0.00	0.00
		KAR	1140.00	1140.00	984.00	0.00	15.85
3532308. JOHNSON'S BABY POWDER/MOTHER CARE	DOZ.	KAR	1380.00	1380.00	798.00	0.00	72.93
3532309. SUN SILK SHAMPOO LOCAL 10 ML.	DOZ.	RAW	51.00	51.00	51.00	0.00	0.00
		KAR	55.00	55.00	55.00	0.00	0.00
085. Auto Tyres							
3611101. AUTO TYRE GEN/SUZ/ALTO/MEHRAN	EACH	LAH	2700.00	2700.00	2700.00	0.00	0.00
		RAW	2675.00	2875.00	3075.00	-6.96	-13.01
		KAR	2850.00	2850.00	2850.00	0.00	0.00
3611201. MOTOR CYCLE TYRE YAMAHA-100	EACH	LAH	1280.00	1280.00	1280.00	0.00	0.00
		RAW	962.50	962.50	962.50	0.00	0.00
		KAR	1200.00	1200.00	1200.00	0.00	0.00
3611202. MOTOR CYCLE TYRE HONDA CD-70	EACH	LAH	860.00	860.00	860.00	0.00	0.00
		RAW	962.50	962.50	962.50	0.00	0.00
		KAR	1150.00	1150.00	1200.00	0.00	-4.17
3611203. MOTOR CYCLE TYRE SUZUKI 80 CC.	EACH	LAH	960.00	960.00	960.00	0.00	0.00
		RAW	937.50	937.50	937.50	0.00	0.00
		KAR	1200.00	1200.00	1200.00	0.00	0.00
3611204. CYCLE TYRE SERVIS (28x1/2")	EACH	LAH	250.00	250.00	250.00	0.00	0.00
		KAR	225.00	225.00	225.00	0.00	0.00
3611205. CYCLE TYRE DIAMOND (28x1/2")	EACH	LAH	300.00	300.00	300.00	0.00	0.00
		RAW	287.50	287.50	287.50	0.00	0.00
		KAR	230.00	230.00	215.00	0.00	6.98
3611401. AUTO TUBE GEN/SUZ/ALTO/MEHRAN	EACH	LAH	270.00	270.00	270.00	0.00	0.00
		RAW	295.00	295.00	295.00	0.00	0.00
		KAR	322.50	322.50	322.50	0.00	0.00
3611402. MOTOR CYCLE TUBE YAMAHA-100	EACH	LAH	185.00	185.00	185.00	0.00	0.00
		RAW	192.50	192.50	192.50	0.00	0.00
		KAR	210.00	210.00	257.50	0.00	-18.45
3611403. MOTOR CYCLE TUBE HONDA CD-70	EACH	LAH	175.00	175.00	175.00	0.00	0.00
		RAW	192.50	192.50	192.50	0.00	0.00
		KAR	205.00	205.00	257.50	0.00	-20.39
3611404. MOTOR CYCLE TUBE SUZUKI 80 CC.	EACH	LAH	195.00	195.00	195.00	0.00	0.00
		KAR	262.50	262.50	257.50	0.00	1.94
3611405. CYCLE TUBES SERVIS (28x1/2)	EACH	LAH	105.00	105.00	105.00	0.00	0.00
		KAR	137.50	137.50	132.50	0.00	3.77
3611406. CYCLE TUBES DIAMOND (28x1/2)	EACH	LAH	115.00	115.00	115.00	0.00	0.00
		RAW	92.50	92.50	92.50	0.00	0.00
		KAR	132.50	132.50	127.50	0.00	3.92
086. Plastic Products							
3694001. WATER COOLER 9 LTR.	EACH	LAH	575.00	575.00	400.00	0.00	43.75
		KAR	465.00	465.00	465.00	0.00	0.00
		PSH	380.00	450.00	450.00	-15.56	-15.56
		QTA	410.00	410.00	410.00	0.00	0.00
3694002. BUCKET MED. SIZE	EACH	LAH	300.00	300.00	300.00	0.00	0.00
		GUJ	225.00	225.00	225.00	0.00	0.00
		GJT	220.00	220.00	220.00	0.00	0.00
		KAR	312.50	312.50	270.00	0.00	15.74
		PSH	350.00	350.00	355.00	0.00	-1.41
3694003. DINNER SET PLASTIC 42/48/52 PIECES	EACH	QTA	235.00	235.00	235.00	0.00	0.00
		LAH	1975.00	1975.00	1975.00	0.00	0.00
		RAW	4900.00	4900.00	4600.00	0.00	6.52
		MUL	3000.00	3000.00	2450.00	0.00	22.45
		KAR	2400.00	2400.00	2100.00	0.00	14.29
		PSH	2100.00	2150.00	2100.00	-2.33	0.00
MNG	3000.00	3000.00	3000.00	0.00	0.00		

Contd.

7.10 Intercity Wholesale Prices of Selected Commodities

Group/Commodity/Item Specification	Unit	City	Prices (Rs.)			% Change in Jan., 2016 Over		
			Jan., 2016	Dec., 2015	Jan., 2015	Dec., 2015	Jan., 2015	
			3694004. HOT POT PLASTIC 3 PIECES	EACH	LAH	1225.00	1225.00	1225.00
		SKT	1000.00	1000.00	1000.00	0.00	0.00	
		KAR	975.00	975.00	975.00	0.00	0.00	
		PSH	1350.00	1350.00	1350.00	0.00	0.00	
		QTA	1050.00	1050.00	1050.00	0.00	0.00	
3694005. THERMOS STARVAC 1 LTR.	EACH	LAH	450.00	450.00	450.00	0.00	0.00	
		GUJ	500.00	500.00	500.00	0.00	0.00	
		KAR	525.00	525.00	420.00	0.00	25.00	
		QTA	300.00	300.00	300.00	0.00	0.00	
087. Glass sheets								
3711401. PL. GLASS SHEET 3 MM ABOVE 1 SQ.M	SQ.MTR.	LAH	335.00	335.00	335.00	0.00	0.00	
		RAW	335.00	335.00	325.00	0.00	3.08	
		KAR	465.00	465.00	435.00	0.00	6.90	
		PSH	425.00	425.00	425.00	0.00	0.00	
3711402. FIG.GLASS SHEET ABOVE 1 SQ.M	SQ.MTR.	LAH	247.50	247.50	247.50	0.00	0.00	
		RAW	295.00	295.00	285.00	0.00	3.51	
		KAR	745.00	745.00	712.50	0.00	4.56	
		PSH	968.00	968.00	968.00	0.00	0.00	
088. Other Glass Articles								
3719101. JAR 4 LTR. LOCAL/FANCY/SILKY	DOZ.	RAW	887.50	887.50	887.50	0.00	0.00	
		KAR	750.00	750.00	710.00	0.00	5.63	
3719301. TUMBLER 200 ML. FANCY (OMROC)	DOZ.	RAW	310.00	310.00	310.00	0.00	0.00	
		KAR	637.50	637.50	637.50	0.00	0.00	
3719302. JUG DIAMOND 1.2 LTR. FANCY (OMROC)	DOZ.	LAH	1775.00	1775.00	1775.00	0.00	0.00	
		RAW	1337.50	1337.50	1337.50	0.00	0.00	
		KAR	2450.00	2450.00	2450.00	0.00	0.00	
3719303. TEA CUP SAUCER WHITE	DOZ.	LAH	725.00	725.00	725.00	0.00	0.00	
		RAW	887.50	887.50	887.50	0.00	0.00	
		KAR	690.00	690.00	662.50	0.00	4.15	
089. Ceramics & Sanitary Fixture								
3721001. EUROPEAN W/C (02/03) STD WHITE	EACH	LAH	1600.00	1600.00	1400.00	0.00	14.29	
		RAW	1225.00	1225.00	1175.00	0.00	4.26	
		GJT	1400.00	1400.00	1400.00	0.00	0.00	
		KAR	1600.00	1600.00	1500.00	0.00	6.67	
		PSH	4100.00	4100.00	4100.00	0.00	0.00	
3721002. EUROPEAN W.C. (02/03)STD COLOUR	EACH	LAH	1700.00	1700.00	1500.00	0.00	13.33	
		RAW	1325.00	1325.00	1275.00	0.00	3.92	
		GJT	1600.00	1600.00	1600.00	0.00	0.00	
		KAR	1700.00	1700.00	1600.00	0.00	6.25	
3721003. ASIAN W.C. WHITE 18/22"	EACH	LAH	1850.00	1850.00	1700.00	0.00	8.82	
		RAW	1325.00	1325.00	1275.00	0.00	3.92	
		GJT	1200.00	1250.00	1250.00	-4.00	-4.00	
		KAR	975.00	975.00	925.00	0.00	5.41	
		PSH	1050.00	1050.00	1050.00	0.00	0.00	
3721004. ASIAN W.C. WHITE 15/22"	EACH	LAH	1250.00	1250.00	1150.00	0.00	8.70	
		RAW	1225.00	1225.00	1187.50	0.00	3.16	
		GJT	1000.00	1050.00	1050.00	-4.76	-4.76	
		KAR	925.00	925.00	875.00	0.00	5.71	
		PSH	910.00	900.00	900.00	1.11	1.11	
3721005. ASIAN W.C. COLOURED 18/22"	EACH	LAH	1850.00	1850.00	1700.00	0.00	8.82	
		RAW	1525.00	1525.00	1475.00	0.00	3.39	
		GUJ	1800.00	1800.00	1800.00	0.00	0.00	
		GJT	1450.00	1450.00	1450.00	0.00	0.00	
		KAR	1075.00	1075.00	1012.50	0.00	6.17	
		PSH	980.00	980.00	980.00	0.00	0.00	
3721006. ASIAN W.C. COLOURED 15/22"	EACH	LAH	1350.00	1350.00	1250.00	0.00	8.00	
		RAW	1325.00	1325.00	1275.00	0.00	3.92	
		GUJ	1700.00	1700.00	1700.00	0.00	0.00	
		GJT	1250.00	1250.00	1250.00	0.00	0.00	
		KAR	1025.00	1025.00	962.50	0.00	6.49	
		PSH	870.00	870.00	870.00	0.00	0.00	

Contd.

7.10 Intercity Wholesale Prices of Selected Commodities

Group/Commodity/Item Specification	Unit	City	Prices (Rs.)			% Change in Jan., 2016 Over	
			Jan., 2016	Dec., 2015	Jan., 2015	Dec., 2015	Jan., 2015
3721007. WASH BASIN 50 CM WHITE STD.	EACH	LAH	1450.00	1450.00	1300.00	0.00	11.54
		RAW	1325.00	1325.00	1275.00	0.00	3.92
		GJT	1350.00	1350.00	1350.00	0.00	0.00
		KAR	1200.00	1200.00	1100.00	0.00	9.09
		PSH	1850.00	1850.00	1750.00	0.00	5.71
3721008. WASH BASIN 50 CM LIGHT COLOUR	EACH	LAH	1450.00	1450.00	1300.00	0.00	11.54
		RAW	1425.00	1425.00	1375.00	0.00	3.64
		GJT	1150.00	1150.00	1150.00	0.00	0.00
		KAR	1350.00	1350.00	1250.00	0.00	8.00
		PSH	1750.00	1750.00	1550.00	0.00	12.90
3721009. SINK STAINLESS STEEL(KIT.)MED.SIZE	EACH	LAH	1850.00	1850.00	1250.00	0.00	48.00
		RAW	2475.00	2475.00	2475.00	0.00	0.00
		GUJ	1400.00	1400.00	1400.00	0.00	0.00
		KAR	1650.00	1650.00	1375.00	0.00	20.00
		PSH	1700.00	1700.00	1700.00	0.00	0.00
090. Bricks, Blocks & Tiles							
3732001. BRICKS	1000	LAH	7750.00	7750.00	7600.00	0.00	1.97
		RAW	7450.00	7450.00	7450.00	0.00	0.00
		GJT	8100.00	8000.00	8000.00	1.25	1.25
		KSR	7450.00	7450.00	7500.00	0.00	-0.67
		HYD	4800.00	4800.00	4800.00	0.00	0.00
		SKR	5000.00	5000.00	5000.00	0.00	0.00
		PSH	8000.00	8000.00	7200.00	0.00	11.11
		BNU	6500.00	7000.00	6000.00	-7.14	8.33
		QTA	6250.00	6250.00	6250.00	0.00	0.00
3732002. CEMENT BLOCKS	1000	KAR	20500.00	20500.00	19600.00	0.00	4.59
3732003. TILES PLAIN WHITE 8 X 10"	SQ.MTR	LAH	675.00	675.00	525.00	0.00	28.57
		RAW	490.00	490.00	490.00	0.00	0.00
		MUL	800.00	800.00	800.00	0.00	0.00
		KAR	580.00	580.00	535.00	0.00	8.41
3732004. TILES PLAIN COLOURED 8 X 10"	SQ.MTR	LAH	775.00	775.00	555.00	0.00	39.64
		RAW	590.00	590.00	590.00	0.00	0.00
		MUL	850.00	850.00	825.00	0.00	3.03
		KAR	640.00	640.00	590.00	0.00	8.47
091. Cement							
3744001. CEMENT JAVEDAN (EX-FACTORY)	MT.	KAR	8460.00	8460.00	8460.00	0.00	0.00
3744002. CEMENT WHITE	MT.	LAH	18350.00	18350.00	18350.00	0.00	0.00
		RAW	19100.00	19100.00	18450.00	0.00	3.52
		KAR	18800.00	18800.00	18500.00	0.00	1.62
		SKR	20000.00	20000.00	20000.00	0.00	0.00
3744003. SULP. RESISTING CEMENT(JAVEDAN)	MT.	KAR	9158.00	9158.00	9158.00	0.00	0.00
3744004. D.G. CEMENT (EX-FACTORY)	MT	LAH	8893.00	8893.00	9048.00	0.00	-1.71
3744005. LUCKY CEMENT (EX-FACTORY)	MT	KAR	10110.00	10110.00	10110.00	0.00	0.00
3744006. FAUJI CEMENT(EX-FACTORY)	MT	RAW	8720.00	8680.00	8900.00	0.46	-2.02
092. Bed Foam							
3815001. BED FOAM	EACH	LAH	4100.00	4100.00	4000.00	0.00	2.50
		RAW	4325.00	4325.00	4325.00	0.00	0.00
		GUJ	3000.00	3000.00	3000.00	0.00	0.00
		KAR	2750.00	2750.00	2750.00	0.00	0.00
		QTA	3200.00	3200.00	3200.00	0.00	0.00
3815002. BED FOAM COMMANDER 6.5" X 6" X5"	EACH	LAH	5800.00	5800.00	5800.00	0.00	0.00
		FAS	6900.00	6900.00	6900.00	0.00	0.00
		RAW	6325.00	6325.00	6325.00	0.00	0.00
		GJT	7600.00	7600.00	7600.00	0.00	0.00
		KAR	6400.00	6400.00	6400.00	0.00	0.00
		HYD	5950.00	5950.00	5950.00	0.00	0.00
093. Matches							
3899801. MATCHES (70-75 STICKS) 10 BOXES	PACKET	LAH	9.60	9.60	9.60	0.00	0.00
		RAW	9.40	9.40	9.40	0.00	0.00
		KAR	15.00	15.00	15.00	0.00	0.00
		SKR	15.00	15.00	15.00	0.00	0.00
		PSH	18.00	18.00	10.00	0.00	80.00

Contd.

7.10 Intercity Wholesale Prices of Selected Commodities

Group/Commodity/Item Specification	Unit	City	Prices (Rs.)			% Change in Jan., 2016 Over	
			Jan.,2016	Dec., 2015	Jan., 2015	Dec., 2015	Jan., 2015
			5. Metal Product, Machinery & Equipment				
094. Pig Iron							
4111101. PIG IRON	MT.	KAR	40000.00	40000.00	40000.00	0.00	0.00
095. Steel Bar & Sheets							
4126101. M.S. ROUND BAR 1/4"	MT.	LAH	68500.00	68500.00	80000.00	0.00	-14.38
		RAW	63750.00	66750.00	79000.00	-4.49	-19.30
		KAR	64000.00	65000.00	78000.00	-1.54	-17.95
		HYD	65000.00	62000.00	74000.00	4.84	-12.16
		PSH	64000.00	66000.00	75000.00	-3.03	-14.67
		QTA	62000.00	66000.00	77000.00	-6.06	-19.48
4126102. M.S. ROUND BAR 3/8"	MT.	LAH	69000.00	69000.00	80000.00	0.00	-13.75
		RAW	63750.00	66750.00	79000.00	-4.49	-19.30
		KAR	62300.00	62500.00	76000.00	-0.32	-18.03
		HYD	65000.00	62000.00	74000.00	4.84	-12.16
		PSH	66000.00	66000.00	78000.00	0.00	-15.38
		QTA	66000.00	70000.00	81000.00	-5.71	-18.52
4126103. M.S.ROUND BAR 1/2"	MT.	LAH	67250.00	67250.00	79250.00	0.00	-15.14
		RAW	64250.00	67250.00	77750.00	-4.46	-17.36
		KAR	61000.00	62000.00	75000.00	-1.61	-18.67
		HYD	65000.00	62000.00	74000.00	4.84	-12.16
		PSH	60000.00	62900.00	73300.00	-4.61	-18.14
		QTA	65000.00	69000.00	80000.00	-5.80	-18.75
4126104. M.S. ROUND BAR 1"	MT.	LAH	69000.00	69000.00	80750.00	0.00	-14.55
		RAW	64250.00	67250.00	77750.00	-4.46	-17.36
		KAR	63000.00	65250.00	77000.00	-3.45	-18.18
		PSH	66000.00	66000.00	75000.00	0.00	-12.00
4126105. M.S.RIBBED BAR 1/2" TO 1"	MT.	LAH	70750.00	70750.00	81250.00	0.00	-12.92
		RAW	63250.00	66250.00	78750.00	-4.53	-19.68
		KAR	73000.00	73000.00	78000.00	0.00	-6.41
4126106. M.S.RIBBED BAR 3/8"	MT.	LAH	70750.00	70750.00	81250.00	0.00	-12.92
		RAW	62250.00	65250.00	77750.00	-4.60	-19.94
		KAR	73000.00	73000.00	79000.00	0.00	-7.59
4126107. G.P.SHEET CUTTING JAPAN 24-30 BG	MT.	LAH	120000.00	120000.00	120000.00	0.00	0.00
		RAW	81500.00	82500.00	86500.00	-1.21	-5.78
		KAR	88000.00	88000.00	89000.00	0.00	-1.12
		PSH	90000.00	90000.00	105000.00	0.00	-14.29
4126108. G.S.SHEET 24 G.GALV.	MT.	LAH	130000.00	130000.00	130000.00	0.00	0.00
		RAW	81500.00	82500.00	86500.00	-1.21	-5.78
		KAR	90000.00	90000.00	90000.00	0.00	0.00
		PSH	90000.00	90000.00	110000.00	0.00	-18.18
096. Pipe Fittings							
4129201. TEE 1/2"	DOZ.	LAH	425.00	425.00	410.00	0.00	3.66
		RAW	387.50	387.50	387.50	0.00	0.00
		KAR	384.00	384.00	372.00	0.00	3.23
		QTA	180.00	180.00	180.00	0.00	0.00
4129202. TEE 3/4"	DOZ.	LAH	490.00	490.00	475.00	0.00	3.16
		RAW	512.50	512.50	512.50	0.00	0.00
		KAR	558.00	558.00	516.00	0.00	8.14
		QTA	360.00	360.00	360.00	0.00	0.00
4129203. SOCKET 1/2"	DOZ.	LAH	275.00	275.00	275.00	0.00	0.00
		RAW	337.50	337.50	337.50	0.00	0.00
		KAR	246.00	246.00	234.00	0.00	5.13
		QTA	120.00	120.00	120.00	0.00	0.00
4129204. SOCKET 3/4"	DOZ.	LAH	365.00	365.00	365.00	0.00	0.00
		RAW	412.50	412.50	412.50	0.00	0.00
		KAR	290.00	290.00	348.00	0.00	-16.67
		QTA	165.00	165.00	165.00	0.00	0.00
4129205. UNION 1/2"	DOZ.	LAH	690.00	690.00	660.00	0.00	4.55
		RAW	712.50	712.50	712.50	0.00	0.00
		KAR	812.00	812.00	804.00	0.00	1.00
		QTA	360.00	360.00	360.00	0.00	0.00

Contd.

7.10 Intercity Wholesale Prices of Selected Commodities

Group/Commodity/Item Specification	Unit	City	Prices (Rs.)			% Change in Jan., 2016 Over	
			Jan., 2016	Dec., 2015	Jan., 2015	Dec., 2015	Jan., 2015
			4129206. UNION 3/4"	DOZ.	LAH	785.00	785.00
		RAW	787.50	787.50	787.50	0.00	0.00
		KAR	1032.50	1032.50	1020.00	0.00	1.23
4129207. BAND 1/2"	DOZ.	LAH	470.00	470.00	455.00	0.00	3.30
		RAW	687.50	687.50	687.50	0.00	0.00
		KAR	641.00	641.00	636.00	0.00	0.79
		QTA	300.00	300.00	300.00	0.00	0.00
4129208. BAND 3/4"	DOZ.	LAH	590.00	590.00	560.00	0.00	5.36
		RAW	712.50	712.50	712.50	0.00	0.00
		KAR	981.00	981.00	972.00	0.00	0.93
		QTA	480.00	480.00	480.00	0.00	0.00
4129209. ELBOW GALV CHINA 1/2"	DOZ.	LAH	310.00	380.00	310.00	-18.42	0.00
		RAW	412.50	412.50	412.50	0.00	0.00
		KAR	265.00	265.00	258.00	0.00	2.71
		QTA	165.00	165.00	165.00	0.00	0.00
4129210. ELBOW GALV CHINA 3/4"	DOZ.	LAH	380.00	380.00	365.00	0.00	4.11
		RAW	462.50	462.50	462.50	0.00	0.00
		KAR	381.00	381.00	372.00	0.00	2.42
		QTA	192.00	192.00	192.00	0.00	0.00
097. Steel Products							
4291201. STAINLESS STEEL DEGCHI MED. SIZE	EACH	LAH	600.00	600.00	600.00	0.00	0.00
		GJT	455.00	455.00	455.00	0.00	0.00
		KAR	625.00	625.00	625.00	0.00	0.00
4291202. STAINLESS STEEL TABLE SPOON SUP.	EACH	LAH	350.00	350.00	350.00	0.00	0.00
		GJT	175.00	175.00	175.00	0.00	0.00
		KAR	260.00	260.00	260.00	0.00	0.00
4291203. STAINLESS STEEL PLATE LIGHT	DOZ.	LAH	700.00	700.00	700.00	0.00	0.00
		GJT	500.00	500.00	500.00	0.00	0.00
		KAR	780.00	780.00	780.00	0.00	0.00
4291204. PRESSURE COOKER 4 LTR.	EACH	LAH	1380.00	1380.00	1380.00	0.00	0.00
		GUJ	1025.00	1025.00	1000.00	0.00	2.50
		SKT	1200.00	1200.00	1200.00	0.00	0.00
		KAR	1625.00	1625.00	1625.00	0.00	0.00
4291401. NEW TREET BLADE ORDINARY	1000	RAW	2575.00	2575.00	2375.00	0.00	8.42
		KAR	2900.00	2900.00	2900.00	0.00	0.00
4291402. TREET SAFETY RAZOR	DOZ.	LAH	180.00	180.00	1550.00	0.00	-88.39
		KAR	1185.00	1185.00	1185.00	0.00	0.00
4291403. GILLET SAFETY RAZOR	DOZ.	LAH	370.00	370.00	342.00	0.00	8.19
		RAW	427.50	427.50	405.00	0.00	5.56
		KAR	280.00	280.00	280.00	0.00	0.00
098. Engines & Motors							
4321901. HOLLOW S.MOTOR 326 UP-4.40 HP 46	EACH	LAH	144500.00	144500.00	144500.00	0.00	0.00
099. Vacuum Pumps							
4323001. MULTISTAGE C.PUMPS(PCM 80-3 15 H)	EACH	LAH	77500.00	77500.00	77500.00	0.00	0.00
4323002. MULTISTAGE C.PUMPS PCM 80-5 25 H)	EACH	LAH	109000.00	109000.00	109000.00	0.00	0.00
100. Air Conditioners							
4391201. PEL AIR CONDITONER 1.5 TON	EACH	LAH	38000.00	38000.00	38000.00	0.00	0.00
		RAW	36250.00	36250.00	36250.00	0.00	0.00
		KAR	42000.00	42000.00	42000.00	0.00	0.00
4391202. WAVES AIR CONDITIONER 1.5 TON.	EACH	LAH	44000.00	44000.00	42000.00	0.00	4.76
		RAW	37750.00	37750.00	37750.00	0.00	0.00
		GJT	45000.00	45000.00	35000.00	0.00	28.57
		KAR	41000.00	41000.00	41000.00	0.00	0.00
		HYD	41900.00	41900.00	40000.00	0.00	4.75
		QTA	39200.00	39200.00	39200.00	0.00	0.00
101. Cultivators							
4411201. CULTIVATOR (ORDINARY) 9 TIMES	EACH	GUJ	45000.00	45000.00	45000.00	0.00	0.00
4411202. CULTIVATOR (SPECIAL) 11 TIMES	EACH	GUJ	55000.00	55000.00	60000.00	0.00	-8.33

Contd.

7.10 Intercity Wholesale Prices of Selected Commodities

Group/Commodity/Item Specification	Unit	City	Prices (Rs.)			% Change in Jan., 2016 Over	
			Jan.,2016	Dec., 2015	Jan., 2015	Dec., 2015	Jan., 2015
102. Chuff Cutter							
4412301. CHUFF CUTTER	EACH	FAS	7000.00	7000.00	7000.00	0.00	0.00
103. Tractors							
4414101. TRACTOR MF-240	EACH	LAH	725450.00	725450.00	754000.00	0.00	-3.79
4414102. TRACTOR MF-385	EACH	LAH	1160500.00	1160500.00	1223800.00	0.00	-5.17
104. Lathe Machines							
4421301. LATHE MACHINE 3' (PAK MADINA)	EACH	LAH	72500.00	72500.00	72500.00	0.00	0.00
4421302. LATHE MACHINE 4.5' (PAK MADINA)	EACH	LAH	100000.00	100000.00	100000.00	0.00	0.00
4421303. LATHE MACHINE 6.5' (PAK MADINA)	EACH	LAH	119000.00	119000.00	119000.00	0.00	0.00
4421304. LATHE MACHINE 10' (PAK MADINA)	EACH	LAH	222500.00	222500.00	222500.00	0.00	0.00
105. Concrete Mixture							
4444001. CONC.MIXER 7 NTR. 12HP. STAR.ENG	EACH	LAH	140000.00	140000.00	140000.00	0.00	0.00
4444002. CONC.MIXER 17 NTR. 24HP. STAR.ENG	EACH	LAH	210000.00	210000.00	210000.00	0.00	0.00
106. Fridge,WashM,SewM,Fans,Iron							
4481101. DAWLANCE 10 CFT. DOUBLE DOOR	EACH	LAH	28000.00	28000.00	28000.00	0.00	0.00
		RAW	23750.00	23750.00	23750.00	0.00	0.00
		KAR	31100.00	31100.00	31100.00	0.00	0.00
4481201. WASHING MACHINE NAT. PAK S.F.	EACH	LAH	7000.00	7000.00	6000.00	0.00	16.67
		GUJ	5550.00	5550.00	5550.00	0.00	0.00
		KAR	5000.00	5000.00	5000.00	0.00	0.00
		QTA	5500.00	5500.00	5500.00	0.00	0.00
4481202. WASHING MACHINE SINGER S.F.	EACH	LAH	9500.00	9500.00	9500.00	0.00	0.00
		RAW	9550.00	9550.00	9550.00	0.00	0.00
		KAR	10600.00	10600.00	10600.00	0.00	0.00
4481203. WASHING MACHINE DAWLANCE	EACH	LAH	9500.00	9500.00	9000.00	0.00	5.56
		FAS	8700.00	8700.00	8700.00	0.00	0.00
		GUJ	9400.00	9400.00	9400.00	0.00	0.00
		GJT	9400.00	9400.00	9400.00	0.00	0.00
		KAR	5400.00	5400.00	5400.00	0.00	0.00
		HYD	9000.00	9000.00	9000.00	0.00	0.00
4481204. WASHING MACHINE SUPER ASIA	EACH	LAH	9000.00	9000.00	8000.00	0.00	12.50
		FAS	8800.00	8800.00	8800.00	0.00	0.00
		KAR	5000.00	5000.00	5000.00	0.00	0.00
		HYD	6500.00	6500.00	6500.00	0.00	0.00
4481401. SEWING MACHINE SINGER B.B. H.O	EACH	LAH	5900.00	5900.00	5691.00	0.00	3.67
		KAR	6200.00	6200.00	6200.00	0.00	0.00
4481402. SINGER ZIG ZAG MACHINE	EACH	LAH	13700.00	13700.00	13500.00	0.00	1.48
		KAR	11900.00	11900.00	11900.00	0.00	0.00
4481403. SEWING MACHINE SALIKA	EACH	LAH	4500.00	4500.00	4500.00	0.00	0.00
		KAR	5600.00	5600.00	5600.00	0.00	0.00
4481501. CEILING FAN MILLAT 48"	EACH	LAH	2300.00	2300.00	2300.00	0.00	0.00
		KAR	2400.00	2400.00	2400.00	0.00	0.00
4481502. CEILING FAN PAK 48"	EACH	LAH	2200.00	2200.00	2200.00	0.00	0.00
		GUJ	2400.00	2400.00	2400.00	0.00	0.00
		KAR	2400.00	2400.00	2400.00	0.00	0.00
4481503. CEILING FAN NATIONAL 56"	EACH	LAH	2200.00	2200.00	2200.00	0.00	0.00
		GUJ	2150.00	2150.00	2150.00	0.00	0.00
		GJT	2300.00	2300.00	2300.00	0.00	0.00
		KAR	2300.00	2300.00	2300.00	0.00	0.00
		HYD	2200.00	2200.00	2100.00	0.00	4.76
4481504. CEILING FAN YOUNIS 56"	EACH	LAH	2300.00	2300.00	2300.00	0.00	0.00
		FAS	2350.00	2350.00	2350.00	0.00	0.00
		GUJ	2350.00	2350.00	2350.00	0.00	0.00
		KAR	2400.00	2400.00	2400.00	0.00	0.00
		PSH	2650.00	2550.00	2550.00	3.92	3.92
		QTA	2750.00	2750.00	2750.00	0.00	0.00
4481505. PADESTAL FAN MILLAT 20"	EACH	KAR	3200.00	3200.00	3200.00	0.00	0.00
4481506. PADESTAL FAN PAK 20"	EACH	LAH	3300.00	3300.00	3300.00	0.00	0.00
		GJT	3800.00	3800.00	3800.00	0.00	0.00
		KAR	3200.00	3200.00	3200.00	0.00	0.00
		PSH	3800.00	3800.00	3800.00	0.00	0.00

Contd.

7.10 Intercity Wholesale Prices of Selected Commodities

Group/Commodity/Item Specification	Unit	City	Prices (Rs.)			% Change in Jan., 2016 Over	
			Jan., 2016	Dec., 2015	Jan., 2015	Dec., 2015	Jan., 2015
4481507. EXHAUST FAN CLIMAX 12"	EACH	LAH	1600.00	1600.00	1600.00	0.00	0.00
		GUJ	1400.00	1700.00	1700.00	-17.65	-17.65
4481508. EXHAUST FAN MILLAT 12"	EACH	KAR	1600.00	1600.00	1600.00	0.00	0.00
4481509. EXHAUST FAN PAK. NATIONAL 12"	EACH	LAH	1500.00	1500.00	1500.00	0.00	0.00
		GUJ	1350.00	1900.00	1900.00	-28.95	-28.95
		GJT	1800.00	1800.00	1800.00	0.00	0.00
		KAR	1600.00	1600.00	1600.00	0.00	0.00
4481601. IRON NATIONAL PAK AUTOMATIC	EACH	LAH	500.00	500.00	400.00	0.00	25.00
		GUJ	850.00	850.00	850.00	0.00	0.00
		KAR	525.00	525.00	525.00	0.00	0.00
		PSH	800.00	800.00	800.00	0.00	0.00
4481602. IRON PHILIPS HD 1120/R	EACH	LAH	1250.00	1250.00	1250.00	0.00	0.00
		GUJ	2080.00	2080.00	2100.00	0.00	-0.95
		KAR	1360.00	1360.00	1360.00	0.00	0.00
107. Electric Wires							
4634001. FLEXIBLE WIRE 2999-14 0076	90 MTR.	LAH	575.00	575.00	525.00	0.00	9.52
		MUL	1100.00	1100.00	1100.00	0.00	0.00
		KAR	990.00	990.00	890.00	0.00	11.24
		PSH	800.00	800.00	800.00	0.00	0.00
		QTA	505.00	505.00	505.00	0.00	0.00
4634002. PVC WIRE SINGLE CORE	90 MTR.	LAH	925.00	925.00	850.00	0.00	8.82
		MUL	1280.00	1280.00	1400.00	0.00	-8.57
		KAR	990.00	990.00	890.00	0.00	11.24
		PSH	900.00	900.00	925.00	0.00	-2.70
		QTA	600.00	600.00	600.00	0.00	0.00
108. Lighting Equipments							
4653101. PHILIPS TL. LAMP 40 W.	EACH	GUJ	92.00	92.00	96.00	0.00	-4.17
		GJT	96.00	96.00	96.00	0.00	0.00
		KAR	85.00	85.00	85.00	0.00	0.00
		PSH	97.50	97.50	97.50	0.00	0.00
		QTA	90.00	90.00	90.00	0.00	0.00
4653102. PHILIPS ELECTRIC BULB 100W(GLS)	100 BUL	LAH	2000.00	2000.00	2000.00	0.00	0.00
		RAW	2950.00	2950.00	2950.00	0.00	0.00
		KAR	2800.00	2800.00	2800.00	0.00	0.00
		PSH	2900.00	2900.00	2900.00	0.00	0.00
4653103. PHILIPS ENERGY SAVER 14 W (GLS)	EACH	LAH	150.00	150.00	150.00	0.00	0.00
		RAW	139.00	139.00	139.00	0.00	0.00
		KAR	155.00	155.00	155.00	0.00	0.00
		PSH	170.00	170.00	170.00	0.00	0.00
		QTA	172.00	172.00	172.00	0.00	0.00
109. Radio & Television							
4731201. RADIO 3-5 BAND (CHINA BRAND)	EACH	LAH	175.00	175.00	175.00	0.00	0.00
		RAW	287.50	287.50	287.50	0.00	0.00
		KAR	325.00	325.00	325.00	0.00	0.00
4731301. PHILIPS COLOUR TV. 14"	EACH	LAH	8150.00	8150.00	8150.00	0.00	0.00
		RAW	8250.00	8250.00	8250.00	0.00	0.00
		KAR	8400.00	8400.00	8400.00	0.00	0.00
4731302. L.G.COLOUR TV. 14"	EACH	LAH	8100.00	8100.00	8100.00	0.00	0.00
		RAW	7900.00	7900.00	7900.00	0.00	0.00
		KAR	8150.00	8150.00	8150.00	0.00	0.00
4731303. SONY COLOUR TV 14"	EACH	LAH	13000.00	13000.00	13000.00	0.00	0.00
		RAW	10250.00	10250.00	10250.00	0.00	0.00
		KAR	8000.00	8000.00	8000.00	0.00	0.00
4731304. PANASONIC COLOUR TV 14"	EACH	RAW	9250.00	9250.00	9250.00	0.00	0.00
		KAR	7750.00	7750.00	7750.00	0.00	0.00
4731305. PHILIPS COLOUR TV. 20"	EACH	LAH	11000.00	11000.00	11000.00	0.00	0.00
		RAW	13900.00	13900.00	13900.00	0.00	0.00
		KAR	12750.00	12750.00	12750.00	0.00	0.00

Contd.

7.10 Intercity Wholesale Prices of Selected Commodities

Group/Commodity/Item Specification	Unit	City	Prices (Rs.)			% Change in Jan., 2016 Over	
			Jan., 2016	Dec., 2015	Jan., 2015	Dec., 2015	Jan., 2015
4731306. L.G.COLOUR TV. 20"	EACH	LAH	13400.00	13400.00	13400.00	0.00	0.00
		RAW	12250.00	12250.00	12250.00	0.00	0.00
		KAR	13000.00	13000.00	13000.00	0.00	0.00
4731307. L.G. COLOUR TV. 21"	EACH	LAH	14700.00	14700.00	14700.00	0.00	0.00
		RAW	12250.00	12250.00	12250.00	0.00	0.00
		KAR	16100.00	16100.00	16100.00	0.00	0.00
4731308. SONY COLOUR TV 20"	EACH	LAH	18800.00	18800.00	18800.00	0.00	0.00
		RAW	17100.00	17100.00	17100.00	0.00	0.00
		KAR	17200.00	17200.00	17200.00	0.00	0.00
110. Motor Vehicles							
4911301. CAR SUZUKI MEHRAN 800CC SB308R VX	EACH	KAR	630000.00	625000.00	625000.00	0.80	0.80
4911302. SUZUKI CULTUS 1000CC SF410 VXR M PE	EACH	KAR	1044000.00	1039000.00	1039000.00	0.48	0.48
4911303. SUZUKI RAVI 800 CC PICKUP(ST 308R)	EACH	KAR	642000.00	637000.00	637000.00	0.78	0.78
4911304. CAR TOYOTA 1300 CC XLI	EACH	KAR	1539000.00	1539000.00	1539000.00	0.00	0.00
4911305. CAR HONDA CIVIC 1800CC(iVTEC MANUAL)	EACH	LAH	2039000.00	2021000.00	2021000.00	0.89	0.89
4911306. ISUZU BUS CHASIS MT 112 K	EACH	KAR	3325000.00	3325000.00	3325000.00	0.00	0.00
4911401. ISUZU TRUCK CHASIS FTR 12 K	EACH	KAR	3850000.00	3850000.00	3850000.00	0.00	0.00
111. Motorcycles							
4991201. MOTOR CYCLE YB-100ROYAL YAMAHA	EACH	KAR	75375.00	75375.00	75375.00	0.00	0.00
4991202. MOTOR CYCLE CD-70 HONDA	EACH	KAR	63500.00	63500.00	69900.00	0.00	-9.16
4991203. MOTOR CYCLE PAK HERO 70 CC.	EACH	LAH	42000.00	42000.00	42000.00	0.00	0.00
		MUL	42000.00	42000.00	42000.00	0.00	0.00
		KAR	46000.00	46000.00	46000.00	0.00	0.00
4991204. MOTOR CYCLE SUPER ASIA 70 CC.	EACH	LAH	42500.00	42500.00	42500.00	0.00	0.00
		MUL	45000.00	45000.00	45000.00	0.00	0.00
		KAR	42500.00	42500.00	42500.00	0.00	0.00
4991205. MOTOR CYCLE SUZUKI STD 110CC.	EACH	HYD	42000.00	42000.00	42000.00	0.00	0.00
		KAR	71300.00	71300.00	71300.00	0.00	0.00
		KAR	71300.00	71300.00	71300.00	0.00	0.00
112. Bicycles							
4992101. BICYCLE PECO FOR GENTS POPULAR	EACH	LAH	5000.00	5000.00	5000.00	0.00	0.00
4992102. BICYCLE PECO FOR BMX SHAHEEN	EACH	LAH	3500.00	3500.00	3500.00	0.00	0.00
4992103. BICYCLE SOHRAB SUPER	EACH	LAH	6450.00	6450.00	6450.00	0.00	0.00
		KAR	6450.00	6450.00	6450.00	0.00	0.00
4992104. BICYCLE SOHRAB VIP STUDENT	EACH	LAH	6300.00	6300.00	6300.00	0.00	0.00
		KAR	5700.00	5700.00	5700.00	0.00	0.00

7.11 Intercity Consumer Prices January, 2016

Description	Unit	Rawalpindi	Islamabad	Attock	Jehlum	Lahore	Sahiwal	Gujran-wala
WHEAT	10 KG.	355.00	355.00	333.75	332.50	351.25	343.75	377.50
WHEAT FLOUR FINE/SUPERIOR.	KG.	57.25	59.75	42.50	47.00	50.00	43.50	42.00
WHEAT FLOUR AVG. QLTY	KG.	39.04	39.75	37.63	39.50	40.00	38.00	40.00
WHEAT FLOUR BAG	10 KG.	390.42	397.50	376.25	395.00	390.00	382.50	387.50
MAIDA	KG.	58.67	60.50	51.00	60.00	56.25	50.00	50.00
SUJI	KG.	58.83	60.50	51.00	60.00	60.00	50.00	50.00
BESAN AV. QLTY.	KG.	132.08	139.38	122.50	132.50	124.11	120.00	120.00
RICE BASMATI SUP. QLTY.	KG.	140.00	145.31	105.00	125.00	113.93	110.00	80.00
RICE BASMATI 385/386	KG.	121.25	128.75	77.50	95.00	82.86	70.00	47.50
RICE BASMATI BROKEN AV.QLTY	KG.	71.25	76.25	67.50	50.00	52.68	55.00	50.00
RICE IRRI-6 (SINDH/PUNJAB)	KG.	52.71	60.00	47.50	60.00	46.61	40.00	47.50
VERMICELLI	KG.	96.25	99.38	92.50	80.00	107.50	70.00	77.50
BREAD PLAIN MEDIUM SIZE	EACH	40.00	40.00	40.00	37.50	40.00	40.00	40.00
RUSK (PAPAY)	KG.	240.00	261.25	175.00	230.00	205.00	235.00	160.00
BISCUITS-PACKED	PKT	35.00	35.00	35.00	35.00	35.00	35.00	35.00
BISCUIT-BAKERY (LOOSE)	250 GM	100.42	110.00	72.50	95.00	92.50	110.00	110.00
CORNFLAKS FAUJI 225 GM.	PKT	189.00	189.00	180.00	189.00	176.40	176.40	180.00
SAMOSAS (VEGATABLE)	EACH	13.25	14.25	12.00	12.50	16.96	15.00	15.00
PASTRY AV.QLTY.	EACH	32.92	33.44	37.50	30.00	30.18	30.00	35.00
PATTIES (VEGATABLES)	EACH	27.50	28.25	21.00	25.00	31.96	30.00	20.00
NIMCO	250 GM	82.50	84.38	67.50	65.00	65.00	90.00	50.00
CHIPS	250 GM	93.33	95.00	78.75	82.50	77.32	90.00	65.00
BEEF WITH BONE AV.QLTY.	KG	337.50	338.75	260.00	302.50	344.29	250.00	290.00
MUTTON AV.QLTY.	KG	705.00	718.13	625.00	625.00	733.93	500.00	625.00
CHICKEN FARM BROILER (LIVE)	KG	136.04	148.44	130.00	128.50	134.36	137.00	134.00
FISH-RAHU MEDIUM SIZE	KG	299.17	336.25	290.00	290.00	307.14	265.00	250.00
MILK FRESH (UNBOILED)	LTR.	88.75	96.25	72.50	75.00	77.21	60.00	77.50
CURD	KG.	97.50	105.63	77.50	77.50	83.04	70.00	88.50
MILK TETRA PACK 1/2 LTR.	PKT.	60.00	60.00	60.00	60.00	60.00	60.00	60.00
LACTOGEN 400 GRAMS	PKT.	435.00	435.00	435.00	435.00	435.00	445.00	435.00
POWDER MILK NIDO 400GM.	PKT	380.00	380.00	360.00	380.00	380.00	380.00	380.00
MILK POWDER LOOSE/PACKED	KG.	527.50	552.50	510.00	500.00	504.29	430.00	400.00
BUTTER LOCAL PACKED	50 GM.	25.00	25.00	27.00	35.00	32.00	25.00	35.00
EGGS FARM	DOZ	97.00	100.38	100.00	98.00	96.29	94.00	100.00
MUSTARD OIL AV.QLTY.	KG.	220.00	240.00	245.00	210.00	183.93	157.50	150.00
COOKING OIL (DALDA)	2.5LTR	445.00	445.00	445.00	445.00	465.00	443.00	467.00
COOKING OIL (PAKWAN) OTHER BRAND SPECIFY	2.5 LTR	355.00	362.50	355.00	362.50	420.00	370.00	420.00
VEGETABLE GHEE TIN	2.5KG.	440.00	440.00	440.00	440.00	440.00	460.00	452.00
VEGETABLE GHEE (LOOSE)	KG.	142.08	146.25	129.00	135.00	131.21	165.00	132.00
DATES AV.QLTY.	KG.	190.00	208.75	210.00	205.00	169.29	120.00	120.00
PISTACHIO AV.QLTY.	50 GM.	116.67	122.50	117.50	125.00	107.86	135.00	125.00
ALMONDS WHOLE AV.QLTY.	KG.	605.83	630.00	610.00	612.50	672.14	625.00	525.00
COCONUT DRY AV.QLTY.	KG.	334.58	367.50	300.00	325.00	315.18	281.75	255.00
RAISINS AV.QLTY.	50 GM.	23.50	26.50	23.50	22.50	31.93	19.25	20.00
GROUNDNUTS (WITH SHELL)	KG.	213.33	228.75	175.00	240.00	259.29	200.00	205.00
MALTA/MOSAMBI	DOZ	117.50	143.75	110.00	95.00	103.93	100.00	120.00
KINNU	DOZ	103.33	134.38	95.00	65.00	96.07	85.00	70.00
APPLE	KG	105.83	128.75	110.00	90.00	107.86	75.00	95.00
ALOO BUKHARA	KG	0.00	0.00	0.00	0.00	0.00	0.00	0.00
POMEGRANATE (ANNAR)	KG	211.67	245.00	190.00	160.00	290.00	192.50	165.00
GRAPES	KG	0.00	0.00	0.00	0.00	0.00	0.00	0.00
BANANAS	DOZ	92.50	118.75	100.00	65.00	76.43	62.50	62.50
MANGO KALMI	KG	0.00	0.00	0.00	0.00	0.00	0.00	0.00
GUAVA	KG	81.67	105.00	75.00	75.00	65.54	50.00	55.00
WATERMELON (TURBOOZ)	KG	0.00	0.00	0.00	0.00	0.00	0.00	0.00
MUSKMELON (KHARBOOZA)	KG	0.00	0.00	0.00	0.00	0.00	0.00	0.00
SWEETMELON (GARMA)	KG	0.00	0.00	0.00	0.00	0.00	0.00	0.00
PULSE MASOOR (WHOLE)	KG.	145.83	158.75	125.00	135.00	151.79	126.25	140.00
PULSE MASOOR (WASHED)	KG.	148.33	159.38	145.00	145.00	162.14	161.25	160.00
PULSE MOONG (WASHED)	KG.	168.75	175.31	142.50	170.00	161.07	145.00	160.00

Contd.

7.11 Intercity Consumer Prices January, 2016

Description	Unit	Rawalpindi	Islamabad	Attock	Jhelum	Lahore	Sahiwal	Gujranwala
PULSE MASH (WASHED)	KG.	261.25	266.25	255.00	257.50	251.43	257.50	255.00
PULSE GRAM	KG.	136.25	142.50	122.50	130.00	119.11	120.00	117.50
GRAM WHOLE BLACK AV.QLTY.	KG.	126.04	132.50	112.50	127.50	114.11	120.00	110.00
GRAM WHOLE YELLOW AV.QLTY	KG.	126.67	135.00	122.50	125.00	128.21	120.00	100.00
BEANS (LAL LOBIA)	KG.	164.58	172.50	135.00	160.00	171.07	160.00	135.00
POTATOES	KG	29.17	35.00	20.00	22.50	23.39	11.00	20.00
ONION	KG	51.67	58.75	40.00	40.00	43.39	37.50	47.50
TURNIP	KG	30.83	36.25	15.00	19.00	19.29	11.00	20.00
RADISH	KG	27.08	30.63	15.00	19.00	20.00	10.00	12.50
TOMATOES	KG	40.42	53.13	30.00	45.00	44.64	45.00	50.00
CABBAGE	KG	35.42	43.75	22.50	25.00	23.04	20.00	25.00
CAULIFLOWER	KG	34.17	42.50	10.00	22.50	23.21	20.00	17.50
BRINJAL	KG	0.00	0.00	0.00	0.00	0.00	0.00	0.00
PUMPKIN	KG	0.00	0.00	0.00	0.00	0.00	0.00	0.00
BOTTLEGOURD	KG	0.00	0.00	0.00	0.00	0.00	0.00	0.00
LADY FINGER	KG	0.00	0.00	0.00	0.00	0.00	0.00	0.00
PEAS	KG	38.33	52.50	32.50	35.00	38.21	32.50	30.00
SPINACH	KG	22.50	26.88	16.50	17.50	20.00	10.00	15.00
TINDA	KG	0.00	0.00	0.00	0.00	0.00	0.00	0.00
TURAI	KG	0.00	0.00	0.00	0.00	0.00	0.00	0.00
KARAILA	KG	0.00	0.00	0.00	0.00	0.00	0.00	0.00
ARVI	KG	0.00	0.00	0.00	0.00	0.00	0.00	0.00
CHILLIES GREEN	KG	85.00	112.50	60.00	85.00	85.71	45.00	75.00
CARROT	KG	32.50	38.75	18.00	25.00	25.00	12.50	17.50
CUCUMBER (KHEERA)	KG	63.33	73.75	77.50	75.00	60.00	45.00	60.00
LEMON	250GM	32.50	35.00	15.00	17.50	28.04	22.50	17.50
SUGAR REFINED	KG.	62.63	63.75	61.00	62.00	60.57	60.00	60.00
GUR AV.QLTY	KG.	96.67	110.00	87.50	100.00	87.86	75.00	80.00
HONEY LANGANESE 500 GM.	BOTTLE	924.58	937.50	875.00	905.00	860.00	820.00	830.00
MILO 200 GM.	BOTTLE	215.00	215.00	215.00	222.50	216.00	220.00	186.66
CUSTARD POWDER RAFHAN 300 GM.	PKT	77.50	77.50	80.00	77.50	75.00	75.00	75.00
TOFFEE (HILAL)	EACH	2.00	2.00	1.00	2.00	1.00	2.00	1.00
CHOWKELATE CANDY (SMALL SIZE)	EACH	5.00	5.00	5.00	5.00	5.00	5.00	5.00
SWEETMEAT (MIXED)	KG	370.83	396.25	290.00	350.00	290.00	370.00	360.00
ICE CREAM WALLS	CUP.	40.00	40.00	40.00	40.00	40.00	40.00	40.00
ICE	KG	20.00	20.00	15.00	20.00	15.00	10.00	5.00
JAM AHMED/MITCHELLES	BOTTLE	150.00	150.00	150.00	150.00	135.00	140.00	130.00
SQUASH-MITCHELLES	BOTTLE	160.00	160.00	160.00	160.00	150.00	160.00	145.00
ROOH AFZA	BOTTLE	155.00	155.00	155.00	155.00	150.00	150.00	150.00
JAM-E-SHIREEN	BOTTLE	160.00	160.00	160.00	160.00	160.00	160.00	160.00
SAUNF	50 GM	20.00	20.00	17.00	17.50	20.00	18.00	20.00
CINAMON LOOSE AV. QLTY	50 GM.	24.75	25.00	24.50	35.00	26.93	30.00	25.00
CUMINSEED WHITE NATIONAL	50 GM.	52.00	52.00	52.00	52.00	52.00	52.00	52.00
PEPPER BLACK NATIONAL	50 GM.	100.00	100.00	100.00	100.00	100.00	100.00	96.00
CLOVES LOOSE AV.QLTY	50 GM.	100.00	101.88	105.00	95.00	89.29	115.00	100.00
CARDAMOM LARGE LOOSE AV.QLTY	50 GM.	157.92	160.00	177.50	195.00	179.64	195.00	140.00
CARDAMOM SMALL AV.QLTY	50 GM.	107.08	120.63	97.50	107.50	78.04	123.75	90.00
SALT-POWDERED (LAHORI) LOOSE	KG.	12.00	12.00	9.00	12.50	10.00	10.00	10.00
SALT POWDERED (NATIONAL/SHAN)	PKT	25.00	25.00	25.00	25.00	25.00	25.00	25.00
CHILLIES POWD.NATIONAL 200GM	PKT	105.00	105.00	105.00	105.00	105.00	105.00	105.00
CHILLIES POWDER LOOS	KG.	313.33	326.25	290.00	290.00	252.14	265.00	265.00
CORRIANDER SEED POWD.NATIONAL	PKT	104.00	104.00	104.00	104.00	104.00	104.00	88.00
CORRIANDER SEED (LOOSE)	KG.	298.33	300.00	265.00	280.00	283.57	277.50	260.00
TURMERIC POWD.NATIONAL 50GM	PKT.	35.00	35.00	35.00	35.00	35.00	35.00	35.00
CURRY POWD. NATIONAL 200 GM	PKT.	87.00	87.00	87.00	87.00	87.00	87.00	87.00
TOMATO KETCHUP AHMED/MITCHL	BOTTLE	97.50	97.50	105.00	95.00	95.00	85.00	100.00
PICKLES AHMED/MITCHELLES	BOTTLE	105.00	105.00	105.00	105.00	105.00	95.00	100.00
VINEGAR SYNTHETIC (SIRKA)	BOTTLE	100.00	100.00	77.50	95.00	80.00	80.00	70.00
GARLIC	KG	250.83	271.25	227.50	230.00	246.43	225.00	240.00
GINGER	KG	162.50	190.00	135.00	155.00	128.39	135.00	150.00
TAPAL DANEDAR TEA 200GM PACKET	PKT	183.16	183.16	183.16	183.16	183.16	183.16	183.16

Contd.

7.11 Intercity Consumer Prices January, 2016

Description	Unit	Rawalpindi	Islamabad	Attock	Jehlum	Lahore	Sahiwal	Gujran-wala
TEA LIPTON YELLOW LABEL 200GM.	PKT.	189.47	189.47	189.47	189.47	189.47	189.47	189.47
TEA LOOSE KENYA AV.QLTY 250GM.	PKT.	185.00	185.00	195.00	185.00	116.07	186.25	170.00
COFFEE-NESCAFE 75 GM. **	BOTTLE	355.00	355.00	355.00	340.00	360.00	350.00	340.00
COLD DRINK (STANDARD SIZ)	BOTTLE	25.00	25.00	25.00	25.00	20.00	25.00	25.00
FRUIT JUICE TETRA PACK	PKT.	17.50	17.50	15.00	17.50	20.00	18.00	25.00
MINERAL WATER NESTLE 1.5 LTR	BOTTLE	50.00	50.00	50.00	48.50	45.00	50.00	45.00
CIGARETTES K-2 10'S **	PKT	60.00	60.00	60.00	60.00	60.00	60.00	60.00
CIGARETTES CAPSTAN 10'S **	PKT	65.00	65.00	65.00	65.00	65.00	65.00	65.00
CIGARETTES GOLD LEAF 20'S	PKT	120.00	120.00	120.00	120.00	120.00	120.00	122.50
CIGARETTES MORVEN GOLD 20'S	PKT	65.00	65.00	65.00	65.00	65.00	65.00	65.00
BETEL LEAVES	50GM.	87.50	91.88	82.50	65.00	72.50	72.50	70.00
BETEL NUTS	KG.	623.33	652.50	675.00	355.00	355.00	337.50	390.00
LONG CLOTH 57" GUL AHMED/AL-KARAM	METER	195.00	205.00	175.00	260.00	247.14	240.00	137.50
SHIRTING AV.QLTY.	METER	175.00	182.50	165.00	175.00	118.57	290.00	175.00
PANT CLOTH W & WEAR AV.QLTY	METER	412.92	396.25	412.50	385.00	332.14	500.00	355.00
LAWN PRINTED GUL AHMED/AL-KARAM	METER	270.00	287.50	267.50	265.00	261.07	387.50	205.00
GEORGETTE AV.QLTY	METER	152.50	155.00	152.50	145.00	110.54	110.00	132.50
LINEN AV.QLTY ***	METER	163.33	170.00	155.00	165.00	160.18	225.00	112.50
HEAVY WT SUITING LAWERNCPUR AVG QLTY	METER	1422.08	1475.00	1475.00	1475.00	1375.00	1100.00	1050.00
HEAVY WT SUITING LAWERNCPUR SUP QLTY	METER	1925.00	1925.00	1925.00	1925.00	1975.00	1250.00	2350.00
TROPICAL SUITING LAW.PUR	METER	1425.00	1425.00	1425.00	1425.00	1050.00	1100.00	925.00
PANT BOY 24"/26" LENGTH.	EACH	525.00	550.00	537.50	575.00	350.71	562.50	725.00
SHIRT BOY 24"/26" LENGTH	EACH	359.58	375.00	362.50	425.00	331.79	475.00	450.00
SCHOOL UNI. PANT,SHIRT BOYS	SUIT	510.00	545.63	525.00	540.00	633.93	700.00	975.00
SCHOOL UNI. KAMEEZ,SHAL.BOYS	SUIT	507.92	550.00	512.50	482.50	448.21	475.00	925.00
SCHOOL UNI. KAMEEZ,SHAL.GIRL	SUIT	475.00	471.88	485.00	455.00	539.29	437.50	925.00
FROCK W/WEAR GIRLS	EACH	1937.50	1968.75	1950.00	1275.00	1078.57	1100.00	925.00
AWAMI-SUIT W & W(BOY) 24"/26	SUIT	1887.50	1925.00	1925.00	1337.50	939.29	1550.00	1125.00
AWAMI-SUIT W&W (GENTS)AV.QLTY	SUIT	1958.33	1993.75	2100.00	1675.00	1060.71	1550.00	1125.00
PULLOVER GENTS OXFORD/BON.	EACH	3050.00	3050.00	3050.00	3050.00	2890.00	2950.00	3050.00
PULLOVER LADIES OXFORD/BON.	EACH	3050.00	3050.00	3050.00	3050.00	2970.00	2850.00	2850.00
PULLOVER (GENTS) OTHERS A.QTY	EACH	1187.50	1200.00	1100.00	950.00	967.86	1000.00	550.00
SECOND-HAND COAT FOR MEN	EACH	583.33	500.00	475.00	475.00	628.57	362.50	600.00
SECONDHAND SWEETER FOR MEN DUP QLTY	EACH	347.92	0.00	275.00	180.00	467.86	275.00	600.00
SECONDHAND WINTER JACKET	EACH	625.00	0.00	475.00	475.00	685.71	375.00	650.00
UNDERWEAR AV.QLTY MEDIUM SIZE	EACH	210.83	215.00	175.00	182.50	140.54	170.00	125.00
VEST FOR MEN AV.QLTY.	EACH	215.83	215.00	175.00	182.50	148.57	160.00	125.00
VEST/SHAMEEZ (WOMEN) AVG. QLTY	EACH	213.33	220.00	205.00	145.00	198.21	175.00	142.50
SOCKS NYLON (PAKISTANI)	PAIR	89.58	102.50	77.50	87.50	105.00	115.00	110.00
BRASSIER AV.QLTY.	EACH	234.17	240.00	190.00	105.00	145.00	210.00	172.50
BRASSIER SUP QLTY	EACH	536.25	579.38	500.00	305.00	825.00	542.50	335.00
DOPATTA GEORGETTE AV.QLTY.	EACH	350.00	362.50	327.50	325.00	317.86	275.00	275.00
DOPATTA COTTON AV GLTY	EACH	316.25	337.50	290.00	225.00	190.00	190.00	185.00
CHADDAR (W/WEAR) (2x2.5 MTR)	EACH	392.92	418.75	387.50	412.50	382.14	375.00	375.00
LUNG/DHOTI(COTTON) AVG. QLTY	EACH	431.67	450.00	415.00	205.00	231.07	375.00	250.00
HANDKERCHIEF AVG. QLTY PAK	EACH	33.75	37.50	32.50	22.50	28.21	50.00	50.00
HANDKERCHIEF SUP. QLTY PAK	EACH	50.42	60.00	45.00	32.50	42.86	75.00	75.00
GLOVES AV QLTY	PAIR	155.00	157.50	155.00	155.00	75.89	120.00	105.00
AZARBAND COTTON AVG. QLTY	EACH	22.50	22.50	17.50	22.50	21.96	20.00	25.00
SEWING THREAD/REEL(ASLI PARI)	EACH	9.00	9.00	7.50	9.00	7.00	6.00	6.00
WASHING CHARGES PAINT & SHIRT	SUIT	90.00	90.00	110.00	175.00	71.07	130.00	175.00
DRY CLEANING SUIT COAT PANT	SUIT	595.83	662.50	335.00	475.00	370.89	337.50	400.00
WASHING CH. (KAMIZ-SHALWAR)	PAIR	89.17	90.00	75.00	90.00	60.00	80.00	120.00
TAILORING SHIRT	EACH	541.67	575.00	387.50	525.00	375.00	425.00	350.00
TAILORING CHARGES PANT (MEN)	EACH	958.33	1025.00	750.00	850.00	525.00	675.00	450.00
TAILORING COAT-PANT SUIT	SUIT	3800.00	4287.50	4100.00	3500.00	4464.29	4250.00	3100.00
TAILORING AWAMI-SUIT (MALE)	SUIT	675.00	756.25	637.50	600.00	550.00	575.00	525.00
TAILORING SUIT FEMALE	SUIT	583.33	675.00	575.00	550.00	469.64	450.00	475.00
GENTS SHOES PAUL BATA	PAIR	1199.00	1199.00	1199.00	1199.00	1199.00	1199.00	1199.00
GENTS SANDAL BATA	PAIR	699.00	699.00	699.00	699.00	699.00	699.00	699.00
GENTS SPOUNG CHAPPA BATA	PAIR	179.00	179.00	179.00	179.00	179.00	179.00	179.00

Contd.

7.11 Intercity Consumer Prices January, 2016

Description	Unit	Rawalpindi	Islamabad	Attock	Jehlum	Lahore	Sahiwal	Gujran-wala
LADIES SANDAL BATA	PAIR	499.00	499.00	499.00	499.00	499.00	499.00	499.00
LADIES SPOUNG CHAPPAL BATA	PAIR	179.00	179.00	179.00	179.00	179.00	179.00	179.00
CHILD SHOE POWER LITE BATA	PAIR	599.00	599.00	599.00	599.00	599.00	599.00	599.00
GENTS SHOE, ART 1109 SERVICE	PAIR	999.00	999.00	999.00	999.00	999.00	999.00	999.00
NYLON JOGGER 27 SIZE 2-5 ***	PAIR	1299.00	1299.00	1299.00	1299.00	1299.00	1299.00	1299.00
CHINA FOOT WEAR AV. QLTY (MALE) *	PAIR	925.00	975.00	825.00	825.00	744.64	450.00	450.00
CHINA FOOT WEAR AV. QLTY (FEMALE) *	PAIR	825.00	875.00	825.00	675.00	637.50	500.00	350.00
CHINA FOOT WEAR AV. QLTY (CHILDREN) *	PAIR	783.33	825.00	625.00	675.00	483.93	450.00	320.00
SHOE REPAIR HALF SOLE	PAIR	132.50	144.38	115.00	135.00	105.00	100.00	95.00
SHOES POLISH CHARGES AVERAGE SHOP	PAIR	20.00	20.00	27.50	20.00	20.00	20.00	15.00
HOUSE RENT (combined)	MONTH	13932.00	45897.00	4153.00	6115.00	12504.00	7809.00	5390.00
rent 2	pm	13932.00	45897.00	4153.00	6115.00	12504.00	7809.00	5390.00
RENT3	PM	13932.00	45897.00	4153.00	6115.00	12504.00	7809.00	5390.00
RENT4	PM	13932.00	45897.00	4153.00	6115.00	12504.00	7809.00	5390.00
RENT5	PM	13932.00	45897.00	4153.00	6115.00	12504.00	7809.00	5390.00
RENT6	PM	13932.00	45897.00	4153.00	6115.00	12504.00	7809.00	5390.00
SYNTHETIC ENEMAL ROBIALAC BALTI 3.64 LTR.	EACH	1750.00	1750.00	1830.00	1805.00	2190.00	1650.00	1700.00
SYNTHETIC ENEMAL ICI BALTI 3.64 LTR.	EACH	1790.00	1790.00	1850.00	1880.00	2190.00	2138.00	2138.00
CEMENT (LOCAL) SPECIFY BRAND NAME	BAG	505.00	505.00	492.50	510.00	507.50	500.00	510.00
BRICKS (NEW) IST CLASS	P/1000	8900.00	8900.00	9900.00	7900.00	8325.00	6900.00	8600.00
CEMENT BLOCKS (6"x8"x12")	P/100	0.00	0.00	0.00	0.00	0.00	0.00	0.00
BAJREE	100CFT	3650.00	3650.00	3900.00	3450.00	6000.00	5900.00	5550.00
SAND (BLACK PIT SAND)	K100CFT	2950.00	2950.00	1425.00	2295.00	2350.00	3150.00	2500.00
TIMBER SHESHAM LOG IST QUALITY	cubmt.	71512.00	66215.00	66215.00	64890.50	64547.50	74151.00	50323.50
IRON BAR (M.S. BAR) 1/2"	P/TON	63500.00	63500.00	60750.00	65500.00	70500.00	62500.00	67000.00
CARPENTER WAGE RATE	P/DAY	1200.00	1200.00	775.00	800.00	830.36	675.00	825.00
MASON (RAJ) WAGE RATE	P/DAY	1200.00	1200.00	825.00	800.00	926.79	725.00	1050.00
UNSKILLED LABOUR WAGE RATE	P/DAY	700.00	700.00	500.00	500.00	600.00	475.00	650.00
PLUMBER WAGE RSTE	P/DAY	1200.00	1200.00	775.00	800.00	826.79	0.00	800.00
ELECTICIAN WAGE RATE PER DAY **	P/DAY	0.00	0.00	0.00	0.00	828.57	0.00	700.00
ELECTICIAN WAGE RATE PER POINT **	P/PNT	195.00	202.50	135.00	170.00	152.50	137.50	137.50
WATER CHARGES PER HOUSE	P/MONTH	139.00	96.00	80.00	80.00	300.00	30.00	100.00
ELECT.CHARGES UPTO 50 UNITS	P/UNIT	2.00	2.00	2.00	2.00	2.00	2.00	2.00
ELECT.CHARGES 01 - 100 UNIT	P/UNIT	6.18	6.18	6.18	6.18	6.18	6.18	6.18
ELECT.CHARGES 101 - 300 UNIT	P/UNIT	9.54	9.54	9.54	9.54	9.54	9.54	9.54
ELECT.CHARGES 301 - 1000 UNIT	P/UNIT	16.39	16.39	16.39	16.39	16.39	16.39	16.39
ELECT.CHARGES ABOVE 1000 UNIT	P/UNIT	18.39	18.39	18.39	18.39	18.39	18.39	18.39
ELEC	PM	10.50	10.50	10.50	10.50	10.50	10.50	10.50
GAS CHRg upto 3.3719 MMBUT	MMBTU	128.70	128.70	128.70	128.70	128.70	128.70	128.70
GAS CHRg 3.3719 - 6.7438 MMBUT	MMBTU	257.40	257.40	257.40	257.40	257.40	257.40	257.40
GAS CHRg 6.7438 - 10.1157 MMBUT	MMBTU	257.40	257.40	257.40	257.40	257.40	257.40	257.40
GAS CHRg10.1157 - 13.4876 MMBUT	MMBTU	702.00	702.00	702.00	702.00	702.00	702.00	702.00
GAS	PM	702.00	702.00	702.00	702.00	702.00	702.00	702.00
GAS	PM	409.50	409.50	409.50	409.50	409.50	409.50	409.50
KEROSENE OIL	LTR	95.00	97.50	82.50	100.00	77.50	76.75	78.00
FIREWOOD WHOLE	40 KG.	741.67	785.00	510.00	625.00	731.43	500.00	700.00
CHAIR SHESHAM WOOD WITH ARMS **	EACH	3458.33	3587.50	3100.00	3250.00	2100.00	3250.00	2250.00
CHAIR PLASTIC (CHAIRMAN) AVERAGE QUALITY	EACH	725.00	725.00	725.00	825.00	825.00	775.00	525.00
TABLE SHESHAM WOOD (4X2X5") ***	EACH	5750.00	5750.00	5750.00	4250.00	10071.43	6500.00	10250.00
SOFASET WOODEN WITH FOAM SEAT **	SET	20500.00	21812.50	20500.00	16250.00	19285.71	23000.00	17750.00
COT IRON (WITH NIWAR)AV.QLTY.	EACH	1966.67	2087.50	1800.00	1650.00	2500.00	2400.00	1900.00
ALMIRAH (STEEL) 6'X3' 20 GUAGE	EACH	8558.33	8750.00	8200.00	7750.00	9964.29	12000.00	9300.00
DINNING TABLE 6 CHAIRS A.QLTY	SET	21666.67	24000.00	21000.00	21250.00	21142.86	30000.00	25000.00
SINGLE BED WITHOUT FOAM MED.	EACH	4900.00	4900.00	4750.00	5250.00	7928.57	10500.00	10500.00
MATRESS SINGLE(4"THICK)	EACH	4900.00	4900.00	4900.00	4800.00	5200.00	5700.00	5000.00
FARSHI DARI 12'X9' AV.QLTY	EACH	1954.17	2000.00	1750.00	1075.00	1607.14	1200.00	925.00
DARI COTTON (6'x2 1/2') AV.QL	EACH	925.00	915.63	875.00	412.50	459.64	1000.00	450.00
CARPET PLAIN AV. QLTY	SQFT.	28.92	29.00	25.50	32.50	37.50	35.00	37.50
QUILT (LIHAF) 3 KG. COTTON	EACH	1129.17	1193.75	975.00	625.00	1400.00	1200.00	954.91
BLANKET (90" x 54")	EACH	4000.00	4075.00	3100.00	2950.00	5000.00	3800.00	2900.00
BEDSHEET SINGLE BED SUP.QLTY	EACH	614.58	646.88	575.00	487.50	546.43	550.00	475.00

Contd.

7.11 Intercity Consumer Prices January, 2016

Description	Unit	Rawalpindi	Islamabad	Attock	Jehlum	Lahore	Sahiwal	Gujran-wala
BED SHEET DOUBLE WITH TWO PILLOW COVERS SUP QLTY	SET	1295.83	1375.00	1325.00	1050.00	932.14	1000.00	1150.00
TOWEL(3'x2') AV. QALTY	EACH	389.58	405.00	355.00	287.50	276.43	350.00	185.00
CEILING FAN 48" SUPER QLTY **	EACH	3175.00	3175.00	3275.00	2800.00	2750.00	3495.00	2700.00
PEDESTAL FAN 22" SUPER QLTY	EACH	3475.00	3475.00	3700.00	3600.00	4000.00	5260.00	4100.00
REFG. DAWLENCE 10 CFT. D.DOOR	EACH	30500.00	30500.00	30500.00	31000.00	35000.00	30400.00	31000.00
D-FREEZER WAVES 8 CFT.	EACH	30400.00	30400.00	30400.00	30400.00	28000.00	30400.00	31000.00
AIRCONDITIONER 1.5 TON PEL	EACH	41000.00	41000.00	41000.00	42400.00	44000.00	42000.00	48000.00
SPLIT AIR CONDITIONER 1.5 TON (SPECIFY BRAND NAME)	EACH	41500.00	41500.00	41500.00	44300.00	48000.00	46000.00	46000.00
AIRCOOLER SUPER ASIA	EACH	8500.00	8500.00	11600.00	12250.00	13500.00	10000.00	12500.00
WASHING MACHINE SINGER	EACH	15880.00	15880.00	15600.00	15880.00	15880.00	15880.00	15600.00
SEWING MACHINE(SINGER)	EACH	6095.00	6095.00	6095.00	6095.00	6495.00	6795.00	5860.00
GIZER LARGE SIZE 30 GALLON CAPACITY SUP QLTY	EACH	22900.00	22900.00	24500.00	14750.00	22900.00	21400.00	13200.00
GAS BURNER DOUBLE SPFY.BRAND	EACH	1920.83	2050.00	1750.00	1850.00	1750.00	1400.00	1300.00
ELECT. IRON PHILIPS MDL.1120	EACH	2100.00	2100.00	1900.00	1975.00	1300.00	2750.00	2200.00
ELECTRIC JUICER FOR APPLE	EACH	7550.00	7550.00	7100.00	7375.00	13000.00	9250.00	4500.00
S.STEEL DEGHCHI MEDIUM SIZE ***	EACH	741.67	756.25	610.00	612.50	735.71	475.00	1185.00
ALUMINIUM COOKING PAN (DEGCHI) MED SIZE	EACH	679.17	706.25	525.00	575.00	664.29	500.00	928.00
NON STICK COOKING PAN (DEGCHI) SUP. QLTY	EACH	1129.17	1156.25	875.00	975.00	1085.71	1150.00	1550.00
FRYING PAN STEEL AVG. QLTY MED. SIZE	EACH	512.50	512.50	475.00	375.00	630.36	500.00	575.00
TAWA IORN (MEDIUM SIZE) AVG. QLTY	EACH	315.83	346.25	310.00	255.00	482.14	475.00	412.50
S.STEEL PLATE A.QLTY.(M.SIZE)	EACH	90.83	87.50	87.50	57.50	78.93	67.50	110.00
TABLE SPOON S.STEEL SUP.QLTY.	DOZEN	411.67	411.88	375.00	375.00	366.07	475.00	575.00
WATER SET JUG+6 GLASSES (OMROC)	SET	432.08	432.50	410.00	410.00	730.36	470.00	350.00
TEA SET PAK. CHINAWARE 21 PCS.	SET	2229.17	2250.00	1900.00	1950.00	1557.14	2200.00	1800.00
DINNER SET PLASTIC 72 PIECES SUPERIOR QLTY	SET	7408.33	7650.00	6650.00	4750.00	5785.71	6450.00	5900.00
HOTPOT SET PLASTIC 3 PCS.	SET	1708.33	1725.00	1625.00	1425.00	1510.71	1275.00	1150.00
BUCKET(BALTI) PLASTIC MED.SIZ	EACH	257.50	273.75	245.00	340.00	478.57	300.00	300.00
LOTA PLASTIC (MED SIZE) AVERAGE QUALITY	EACH	62.92	73.13	42.50	45.00	50.00	75.00	40.00
PRESURE COOKER 4 LTR.	EACH	1775.00	1775.00	1575.00	1675.00	1540.00	1200.00	1750.00
WATER COOLER 9/10 LTR.PLASTIC ***	EACH	605.42	625.00	475.00	512.50	575.00	650.00	700.00
THERMOS STARVAC 1 LTR	EACH	487.50	525.00	475.00	437.50	525.00	450.00	600.00
BULB PHILIPS 100-WATTS	EACH	35.00	35.00	27.50	35.00	35.00	33.50	30.00
TUBE LIGHT PHILIPS 40 WATTS	EACH	100.00	100.00	110.00	110.00	100.00	95.00	100.00
ELECTRIC BLUBS "0" WATTE LOCAL	EACH	27.50	27.50	27.50	25.00	20.00	25.00	18.00
ELECTRIC BLUB ENERGY SAVER 14 WATTS	EACH	167.50	167.50	165.00	167.50	170.00	160.00	160.00
WASHING SOAP 250 GMS SPECIFY BRAND NAME	EACH	40.00	40.00	40.00	40.00	40.00	40.00	38.00
SURF EXCEL 400 GMS POLY BAG	EACH	110.00	110.00	110.00	110.00	125.00	125.00	125.00
WASHING POWDER 1000 GRM	EACH	185.00	185.00	185.00	185.00	185.00	185.00	185.00
WASHING POWDER (WHEEL/ BONUS) 100 GRAMS	EACH	125.00	125.00	110.00	125.00	90.00	95.00	90.00
CLEANSER POWDER VIM 1000 GM	PKT.	83.33	83.33	83.33	83.33	77.78	77.78	77.78
FINIS 500 ML	BOTTLE	250.00	250.00	250.00	250.00	229.41	196.87	193.75
PHNYLE TYPHONE/FINIS/CARRANITE 3 LITRES	BOTTLE	180.00	180.00	169.09	180.00	145.00	150.00	140.00
HARPIC	BOTTLE	145.00	145.00	145.00	145.00	145.00	145.00	145.00
BOOT POLISH CHERRY/KIWI 50ML	EACH	119.05	119.05	119.05	119.04	100.00	111.11	111.11
ROBIN BLUE (35 GRAMS)	PKT.	50.00	50.00	50.00	50.00	50.00	50.00	50.00
TISSU PAPER PERFUMED 100 PCS.	PKT	110.00	110.00	110.00	110.00	125.00	95.00	105.00
TOILET PAPER ROLL (R.PETEL)	P/ROLL	40.00	40.00	40.00	40.00	40.00	40.00	38.00
BOOT POLISH LIQUID CHEERY BLOSSOM KIWI 75 ML	BOTTLE	150.00	150.00	140.00	150.00	150.00	150.00	140.00
MATCH BOX SMALL	EACH	2.00	2.00	9.50	2.00	1.00	2.00	2.00
DRY CELL 1.5 VOLT(LOCAL)	EACH	30.00	30.00	30.00	27.50	25.00	30.00	15.00
HAND STITCHING NEEDLE M.SIZE	PACKET	10.00	10.00	7.75	9.00	7.50	10.00	5.00
SEWING MACHINE NEEDLE (SINGER)	EACH	5.00	5.00	5.00	5.00	10.00	5.00	6.00
HOUSEHOLD SERVANT FEMALE P/T	P/MNTH	1858.33	2000.00	1300.00	1700.00	1878.57	1500.00	1550.00
MARRIAGE HALL WITH FURNITURE	P/HEAD	146.25	155.00	125.00	125.00	147.50	150.00	115.00
SEPTRAN TABLETS	10TAB.	16.00	16.00	16.00	16.00	16.10	16.50	16.00
BRUFEN TABS 200-MG.	10TAB.	10.00	10.00	10.00	10.00	10.00	10.00	10.00
PANADOL TAB. EXTRA/PLAIN	10TAB.	10.00	10.00	10.00	10.00	10.00	10.00	10.00
DISPRIN TAB.	10TAB.	10.00	10.00	10.00	10.00	10.00	10.00	10.00
TRISIL TAB.	10 TAB	10.00	10.00	10.00	10.00	10.00	10.00	10.00
FLAGYL TAB. 200 MG.	10TAB.	10.00	10.00	10.00	10.00	10.00	10.00	10.00
VENTOLIN TAB. 2MG.	10TAB.	9.00	9.00	9.00	9.00	9.00	9.00	9.00

Contd.

7.11 Intercity Consumer Prices January, 2016

Description	Unit	Rawalpindi	Islamabad	Attock	Jehlum	Lahore	Sahiwal	Gujran-wala
DAONIL TAB. 5 MG.	10TAB.	17.00	17.00	17.00	17.00	17.00	17.00	17.00
ENTOX TAB.	10TAB.	10.00	10.00	10.00	10.00	10.00	10.00	10.00
RENITEC TAB. 5 MG.	10TAB.	59.00	59.00	59.00	59.00	59.00	59.00	59.00
CAC. 1000 TAB	BOTTLE	122.00	122.00	122.00	122.00	122.00	122.00	122.00
AMOXIL CAPSOLE 250 MG.S	10CAP.	36.00	36.00	36.00	36.00	36.00	36.00	36.00
CALCIUM SYRUP SANDOZ	BOTTLE	64.00	64.00	64.00	64.00	64.00	64.00	64.00
LEDERPLEX SYRUP	BOTTLE	35.00	35.00	35.00	35.00	35.00	35.00	35.00
SANCOS SYRUP (50 ML.)	BOTTLE	30.00	30.00	30.00	30.00	30.00	30.00	30.00
PHENERGAN SYRUP 120 ML.	BOTTLE	33.00	33.00	33.00	33.00	33.00	33.00	33.00
CALPOL SYRUP 60 ML.	BOTTLE	28.00	28.00	28.00	28.00	28.00	28.00	28.00
HYDRYLLIN SYRUP 120 ML.	BOTTLE	65.00	65.00	65.00	65.00	65.00	65.00	65.00
POLYFAX EYE OINTMENT	TUBE	21.00	21.00	21.00	21.00	21.00	21.00	21.00
BETNESOL EYE DROPS	BOTTLE	33.89	33.89	33.89	33.89	33.89	33.89	33.89
EAR DROPS (CARDISPORINE) ***	BOTTLE	21.00	21.00	21.00	21.00	21.00	21.00	21.00
BETNOVATE-N OINTMENT 5 GMS	TUBE	16.00	16.00	16.00	16.00	16.00	16.00	16.00
BURNOL CREAM 30 GRM	TUBE	16.00	16.00	16.00	16.00	16.00	16.00	16.00
VICKS VAPORUB/BALM	BOTTLE	36.00	36.00	36.00	36.00	36.00	36.00	36.00
GLYCRINE SMALL BOTTLE	BOTTLE	28.00	28.00	22.50	25.00	35.00	25.00	17.00
JOUHAR JOSHANDA	PKT.	8.00	8.00	8.00	8.00	8.00	8.00	8.00
GALXOS-D (450 GRMS)	PKT.	168.75	168.75	168.75	168.75	157.50	168.75	157.50
GRIPE-WATER WOODWARDS	BOTTLE	55.00	55.00	55.00	55.00	55.00	55.00	55.00
SANIPLAST ONE PUTTY	EACH	2.00	2.00	2.00	2.00	2.00	2.00	1.50
O.R.S. (NIMCOL)	PKT.	17.00	17.00	17.00	17.00	17.00	15.00	17.00
DETTOL (MEDIUM)	BOTTLE	46.80	46.80	46.80	46.80	46.80	46.80	46.80
COTTON BANDAGE 2" - 4"	EACH	9.00	9.00	8.00	9.00	8.00	9.00	7.00
THERMOMETER CHINA	EACH	45.00	45.00	50.00	47.50	42.50	45.00	35.00
DOCTOR (MBBS) CLINIC FEE	P/PAT.	166.67	175.00	110.00	125.00	100.00	250.00	75.00
URINE TEST (DR) CHARGES	P/TEST	150.00	161.25	80.00	100.00	155.00	100.00	100.00
BLOOD TEST (CP) CHARGES	P/TEST	325.00	325.00	200.00	300.00	575.00	225.00	300.00
SUGAR TEST (RANDOM/FASTING BOTH) CHARGES	P/TEST	210.00	300.00	170.00	197.50	150.00	110.00	200.00
ECG CHARGES	P/TEST	264.58	312.50	150.00	250.00	300.00	225.00	200.00
X-RAY (CHEST) CHARGES	P/X-RAY	333.33	375.00	275.00	375.00	375.00	300.00	400.00
CAR SUZUKI 800 CC (W/O. A/C)	EACH	659800.00	659800.00	659800.00	659800.00	645000.00	634000.00	645000.00
CAR SUZUKI 1000 CC	EACH	1081300.00	1081300.00	1081300.00	1081300.00	1070000.00	1044000.00	1060000.00
CAR TOYOTA 1300 CC	EACH	1697000.00	1697000.00	1692000.00	1697000.00	1810500.00	1767000.00	1767000.00
CAR HONDA CIVIC	EACH	2163500.00	2163500.00	2145500.00	2145500.00	2165000.00	2053000.00	2053000.00
MOTORCYCLE HONDA CD-70.	EACH	63500.00	63500.00	63500.00	63500.00	63500.00	63500.00	63500.00
MOTORCYCLE YAMAHA 100CC.	EACH	79300.00	79300.00	79300.00	79300.00	79300.00	79300.00	79300.00
MOTOR CYCLE HERO 70 CC	EACH	44500.00	45000.00	46750.00	48000.00	49000.00	47500.00	42500.00
BICYCLE WITH TYRES & TUBES	EACH	7900.00	7900.00	7900.00	7350.00	7500.00	7100.00	7200.00
TYRE CAR WITH TUBE GENERAL	EACH	3175.00	3175.00	3375.00	3250.00	3000.00	2400.00	3300.00
TYRE MOTOR CYCLE WITHOUT TUBE	EACH	1137.50	1137.50	1250.00	1135.00	1420.00	900.00	1250.00
TYRE CYCLE SPECIFY BRAND NAME	EACH	345.83	355.00	370.00	387.50	330.00	330.00	330.00
TYRE CAR W/O TUBE	EACH	3050.00	3050.00	3275.00	3075.00	2700.00	2200.00	3000.00
PETROL SUPER	LITRE	76.26	76.26	76.26	76.26	76.26	76.26	76.26
HIGH SPEED DIESEL HSD	LITRE	80.79	80.79	80.79	80.79	80.79	80.79	80.79
CNG	K.G.	75.82	75.82	75.82	0.00	67.50	67.50	67.50
GAS CYLINDER STAND. SIZE	EACH	1280.00	1300.00	1205.00	1255.00	1100.00	1200.00	1210.00
MOTOR CYCLE SERVICE CHARGES	EACH	325.00	325.00	290.00	250.00	200.00	187.50	280.00
CAR SERVICE CHARGES	EACH	337.50	375.00	325.00	275.00	300.00	300.00	250.00
TYRE PUNCTURE CHARGES	EACH	75.00	75.00	45.00	70.00	80.00	70.00	50.00
CYCLE OVERHAULING CHARGES	EACH	783.33	825.00	290.00	375.00	319.64	325.00	160.00
CAR TAX FOR 800CC TO 1300CC	YEARLY	2650.00	432.00	2650.00	2650.00	2650.00	2650.00	2650.00
TRAIN FARE ECO. 1-100 KM.	P/KM.	0.68	0.68	0.68	0.68	0.68	0.68	0.68
TRAIN FARE ECO. 101-500 KM.	P/KM.	0.98	0.98	0.98	0.98	0.98	0.98	0.98
TRAIN FARE ECO. > 500 KM.	P/KM.	0.89	0.89	0.89	0.89	0.89	0.89	0.89
TRAIN FARE IST SLP. 1-100KM	P/KM.	2.10	2.10	2.10	2.10	2.10	2.10	2.10
TRAIN FARE IST SLP. 101-500 KM	P/KM.	2.59	2.59	2.59	2.59	2.59	2.59	2.59
TRAIN FARE IST SLP. > 500 KM	P/KM.	1.99	1.99	1.99	1.99	1.99	1.99	1.99
TRAIN FARE A/C SLP. 1-100KM.	P/KM	5.76	5.76	5.76	5.76	5.76	5.76	5.76

Contd.

7.11 Intercity Consumer Prices January, 2016

Description	Unit	Rawalpindi	Islamabad	Attock	Jehlum	Lahore	Sahiwal	Gujranwala
TRAIN FARE A/C SLP.101-500KM	P/KM.	4.59	4.59	4.59	4.59	4.59	4.59	4.59
TRAIN FARE A/C SLP > 500KM.	P/KM	4.16	4.16	4.16	4.16	4.16	4.16	4.16
PLATFORM TICKET	EACH	10.00	10.00	10.00	10.00	10.00	10.00	10.00
AUTO RICKSHAW FARES	KM/MIN	75.00	0.00	45.00	75.00	50.00	70.00	60.00
FULL TONGA CHARGES	KM/MIN	0.00	0.00	0.00	0.00	80.00	90.00	50.00
TAXI 4 SEATER FARE	KM/MIN	100.00	100.00	75.00	0.00	100.00	100.00	100.00
BUS FARE MIN (WITHIN CITY)	TICKET	11.00	11.00	0.00	11.00	11.00	0.00	10.00
BUS FARE MAX (WITHIN CIT	TICKET	21.50	21.50	0.00	21.50	19.00	0.00	20.00
BUS FARE OUTSIDE CITY	P/KM.	0.93	0.93	0.93	0.93	0.93	0.93	0.93
A/C BUS FARE OUTSIDE CITY	P/KM.	1.55	1.55	1.53	1.55	2.00	1.55	1.45
MINIBUS FARE MIN.WITH IN CITY	TICKET	11.00	11.00	0.00	0.00	11.00	0.00	10.00
MINIBUS FARE MAX.WITH IN CITY	TICKET	21.50	21.50	0.00	0.00	29.00	0.00	20.00
SUZUKI FARE MIN.WITH IN CITY	TICKET	11.00	11.00	10.00	0.00	12.00	0.00	10.00
SUZUKI FARE MAXIMUM W.JN CITY	TICKET	17.00	17.00	10.00	10.00	22.00	0.00	20.00
AIR FARE ECONOMY CLASS.	P/KM.	19.26	19.26	0.00	0.00	19.26	0.00	0.00
POSTAL ENVELOPE DOMESTIC	EACH	8.00	8.00	8.00	8.00	8.00	8.00	8.00
ENVELOPE FOR SAUDI ARABIA	EACH	50.00	50.00	50.00	50.00	50.00	50.00	50.00
POSTAL REGISTRATION CHARGES	EACH	38.00	38.00	38.00	38.00	38.00	38.00	28.00
U.M.S. REG CHARGES MIN.	EACH	59.00	59.00	59.00	59.00	59.00	59.00	59.00
T.C.S. CH. MIN.WITH IN ZONE	EACH	150.00	150.00	150.00	150.00	150.00	150.00	110.00
TELEPHONE CHARGES LOCAL CALL	P/CALL	3.94	3.94	3.94	3.94	3.94	3.94	3.94
TEL CHARGES OUT SIDE CITY	P/CALL	3.94	3.94	3.94	3.94	3.94	3.94	3.94
INTERNET CHARGES	P/HOUR	27.50	27.50	27.50	50.00	15.00	12.00	20.00
MOBILE CELL CHARGES	P/UNIT	3.00	3.00	3.00	3.00	2.50	3.00	3.00
FAX CHARGES (LOCAL)	P/PAGE	12.50	12.50	12.50	12.50	10.00	20.00	30.00
TELEPHONE SET AV. QLTY	EACH	625.00	725.00	550.00	825.00	775.00	650.00	450.00
MOBILE SET NOKIA/SONY/ERICSON/SAMSUNG WITHOUT CAMERA	EACH	2133.33	2175.00	2125.00	2525.00	2700.00	2200.00	2825.00
T.V. 20" COLORED WEGA H-A21.	EACH	18108.33	18200.00	18100.00	18100.00	20500.00	18900.00	15000.00
T.V 20" COLOR CHINA/KORIA)	EACH	14250.00	14250.00	14250.00	14250.00	6500.00	13500.00	7000.00
V.C.P. PANASONIC/LGINAT	EACH	5900.00	5900.00	5550.00	5750.00	4200.00	0.00	0.00
DVD/VCD PLAYER PANASONIC/LG	EACH	3750.00	3750.00	3550.00	3750.00	6542.86	4500.00	4600.00
RADIO WITH C.PLAYER NATIONAL	EACH	2150.00	2150.00	2150.00	2050.00	1825.00	1800.00	2262.50
PERSONNEL COMPUTER (BRANDED)	EACH	69250.00	69250.00	69250.00	69500.00	53000.00	37000.00	37400.00
VID. CASSETTE BLK. TDK/SONY	EACH	144.17	145.00	135.00	175.00	122.50	155.00	0.00
COM. C.D. (TDK/IMATION)	EACH	56.67	59.38	75.00	75.00	37.14	60.00	35.00
TAPE RECORDER CASSETTE BLANK	EACH	42.50	47.50	42.50	47.50	40.00	65.00	35.00
VIDEO GAME SEGA 16 BYTE	EACH	1150.00	1150.00	1175.00	1050.00	1200.00	1650.00	1050.00
CINEMA A/C. HIGH CLASS	TICKET	150.00	0.00	0.00	0.00	115.71	0.00	80.00
CINEMA NON-A/C HIGH CLASS	TICKET	80.00	0.00	0.00	0.00	72.86	50.00	60.00
CABLE CHARGES	PER MONT	325.00	325.00	275.00	300.00	275.00	200.00	300.00
TV.LICENCE FEE DOMESTIC	YEARLY	420.00	420.00	420.00	420.00	420.00	420.00	420.00
ENGLISH BOOK CLASS V1	EACH	78.00	78.00	78.00	78.00	78.00	78.00	78.00
ENGLISH BOOK CLASS IX OR X	EACH	130.00	130.00	130.00	130.00	130.00	130.00	130.00
ENG. BOOK IST.YR COMPLETE SET	EACH	84.00	84.00	84.00	84.00	84.00	84.00	84.00
ENGLISH BOOK BA/B.SC	EACH	178.00	178.00	178.00	178.00	178.00	178.00	178.00
URDU BOOK CLASS V (T.B.BORD)	EACH	71.00	71.00	71.00	71.00	71.00	71.00	71.00
URDU BOOK CLASS IX/X(T.B.B)	EACH	137.00	137.00	137.00	137.00	137.00	137.00	137.00
URDU BOOK IST.YEAR/INTER	EACH	53.00	53.00	53.00	53.00	53.00	53.00	53.00
URDU BOOK BA/B.SC	EACH	140.00	140.00	140.00	140.00	140.00	140.00	140.00
MATHS BOOK CALSS V (T.B.B)	EACH	84.00	84.00	84.00	84.00	84.00	84.00	84.00
MATHS BOOK CLASS IX OR X	EACH	270.00	270.00	270.00	270.00	270.00	270.00	270.00
MATHS BOOK IST.YEAR (T.B.B)	EACH	156.00	156.00	150.00	156.00	156.00	156.00	156.00
PAKISTAN STUDIES BOOK BA/B.SC	EACH	125.00	125.00	125.00	125.00	125.00	125.00	125.00
DAILY "DAWN"	P/COPY	19.00	19.00	19.00	19.00	19.00	19.00	19.00
DAILY "JANG"	P/COPY	12.00	12.00	12.00	12.00	12.00	12.00	12.00
DAILY "NAWA-E-WAQT"	P/COPY	12.00	12.00	12.00	12.00	12.00	12.00	12.00
WEEKLY "AKHBAR-E-JAHAN"	P/COPY	55.00	55.00	55.00	55.00	55.00	55.00	55.00
WEEKLY "MAG"	P/COPY	45.00	45.00	45.00	45.00	45.00	45.00	45.00
MONTHLY "NAUNEHAL DIGEST"	P/COPY	35.00	35.00	35.00	35.00	35.00	35.00	35.00
PAPER FOOLSCAPE (27"x17")	QUIRE	57.50	57.50	57.50	55.00	25.00	25.00	30.00
EXERCISE.BOOK LINED 80/100 PGS	EACH	62.50	67.50	62.50	57.50	30.00	35.00	32.50

Contd.

7.11 Intercity Consumer Prices January, 2016

Description	Unit	Rawalpindi	Islamabad	Attock	Jehlum	Lahore	Sahiwal	Gujran-wala
PENCILGOLDFISH/DEER	EACH	8.00	8.00	8.00	8.00	6.00	6.00	7.00
PEN INK DOLLOR 57 ML BOTTLE	EACH	25.00	25.00	25.00	20.00	20.00	20.00	20.00
PHOTOSTATE PAPER 70 GM	PRT	365.00	365.00	365.00	315.00	350.00	330.00	350.00
BALL PEN (local)	EACH	8.00	8.00	8.00	8.00	6.00	6.00	5.00
FOUNTAIN PEN HERO/WINGS/CHINA	EACH	47.50	47.50	47.50	46.25	60.00	50.00	40.00
PRIVATE SCHOOL FEE ENGLISH MEDIUM AVERAGE STANDARD (CLASS I)	PER MONTI	3245.83	3090.63	1112.50	1972.50	1571.43	2087.50	1550.00
PRIVATE SCHOOL FEE ENGLISH MEDIUM AVERAGE STANDARD (CLASS V)	PER MONTI	3229.17	3184.38	1300.00	1950.00	1750.00	2087.50	1650.00
PRIVATE SCHOOL FEE ENGLISH MEDIUM AVERAGE STANDARD (CLASS VI)	PER MONTI	3279.17	3359.38	1312.50	1997.50	1967.86	2112.50	1800.00
PRIVATE SCHOOL FEE ENGLISH MEDIUM AVERAGE STANDARD (CLASS X)	PER MONTI	3575.00	3681.25	1725.00	2205.00	2478.57	2275.00	2200.00
PRIVATE MEDICLE COLLEGE FEE MBBS (1ST YEAR)	PER MONTI	50468.75	50468.75	50468.75	0.00	30208.00	0.00	0.00
PRIVATE ENGINEERING COLLEGE FEE (ISTR YEAR)	PER MONTI	14975.25	14975.25	11011.50	0.00	19550.00	0.00	0.00
GOVT. COLLEGE FEE 1ST. YEAR	MONTH	50.00	195.00	50.00	50.00	60.00	50.00	50.00
GOVT. COLLEGE FEE 4TH. YEAR	MONTH	60.00	225.00	60.00	60.00	70.00	60.00	60.00
GOVT. UNIVERSITY FEE MSC.	MONTH	77.50	1000.00	77.50	80.00	97.79	80.00	115.00
GOVT. MED. COLLEGE FEE MBBS	MONTH	873.00	873.00	873.00	0.00	1250.00	1250.00	0.00
GOVT. ENGG. COLL. FEE I YEAR	MONTH	600.00	600.00	600.00	0.00	750.00	500.00	0.00
COACHING FEE FOR CLASS IX/X	PER MONTI	2750.00	2987.50	1550.00	3000.00	1828.57	1400.00	600.00
COACHING CHARGES FOR CLASS 1ST YEAR/INTER (SCIENCE)	PER MONTI	3250.00	3450.00	2200.00	3500.00	2821.43	2300.00	1200.00
COACHING CHARGES FOR CLASS 1ST YEAR/INTER (COMMERCE)	PER MONTI	2691.67	3062.50	1900.00	3500.00	2792.86	1300.00	1200.00
I.T. TUITION FEES	PER MONTI	2100.00	2100.00	1450.00	3231.25	6066.80	1500.00	4500.00
MBA TUITION FEES	PER MONTI	13955.00	13955.00	7667.00	4500.00	15687.50	0.00	7000.00
BREAD TANDOORI ST. SIZE	EACH	7.50	7.50	6.50	6.00	6.00	6.00	6.00
COOKED MUTTON (AV. HOTEL)	PLATE	155.00	157.50	190.00	155.00	200.71	150.00	120.00
COOKED BEEF (AV. HOTEL)	PLATE	89.17	92.50	75.00	85.00	83.04	80.00	62.50
COOKED DAL (AV. HOTEL)	PLATE	59.17	67.50	57.50	55.00	61.07	40.00	40.00
CHICKEN BIRYANI FULL/DOUBLE	PLATE	125.00	135.00	165.00	110.00	131.96	130.00	110.00
TEA PREPARED (ORDINARY)	CUP	20.00	20.00	20.00	20.00	19.21	20.00	20.00
HAIRCUT CHARGES FOR MEN	P/CUT	86.25	102.50	75.00	60.00	112.86	100.00	60.00
BEAUTY PORL HAIR STYL CHARGE	P/STY.	391.67	475.00	275.00	475.00	341.07	250.00	350.00
SHAVING CHARGES	PER SHV	49.58	60.00	55.00	45.00	55.71	40.00	40.00
LIPSTICK S.MISS/MEDORA	EACH	110.00	110.00	115.00	110.00	120.00	110.00	110.00
NAIL POLISH S.MISS/MEDORA	EACH	115.00	115.00	105.00	115.00	110.00	95.00	60.00
PERFUME MED.SIZE MEDORA/BROACH	EACH	200.00	200.00	200.00	200.00	180.00	170.00	120.00
HAIR-OIL AMLA/CHAMBELI	BOTTLE	100.00	100.00	115.00	110.00	130.00	120.00	110.00
TOILET SOAP LUX 95 GRAMS	EACH	34.70	34.70	34.70	34.70	34.70	34.70	34.70
TOILET SOAP LIFEBOUY 140 GRM	EACH	35.00	35.00	35.00	35.00	37.00	37.00	37.00
TOILET SOAP SAFEGUARD BATH SIZE	EACH	46.00	46.00	46.00	46.00	46.00	46.00	50.00
TOOTHPASTE MACKLINES 70 GRM	EACH	50.00	50.00	50.00	50.00	50.00	50.00	50.00
TOOTHPAST MED SIZE CLGATE 70 GMS	EACH	75.00	75.00	75.00	75.00	61.00	65.00	60.67
TOOTHBRUSH SHIELD A/PLAUQUE	EACH	25.00	25.00	25.00	25.00	35.00	55.00	50.00
TOOTHPOWDER DENTONIC 90 GRM	EACH	28.00	28.00	28.00	28.00	28.00	28.00	25.00
HAIR-COLOUR BEGIN (6 GMS)	EACH	105.00	105.00	100.00	105.00	100.00	100.00	100.00
HAIR COLOUR (KALAKOLA)	BOTTLE	130.00	130.00	130.00	130.00	130.00	120.00	140.00
FACECREAM PONDS (MEDIUM)	EACH	120.00	120.00	120.00	120.00	110.00	110.00	110.00
TALC POWDER VICE ROAY.B.CAT	EACH	145.00	145.00	145.00	145.00	130.00	150.00	135.00
BLADE TREET ORDINARY 10'S	PKT.	40.00	40.00	40.00	35.00	35.00	32.00	40.00
BLADE 7-O-CLOCK STAIN. 5'S	PKT.	35.00	35.00	35.00	35.00	32.00	30.00	35.00
SHAMPOO SUNSILK/PAINTIN 100 ML	BOTTLE	110.00	110.00	110.00	110.00	110.00	110.00	110.00
BEAUTY CREAM (FAIR & LOVELY)	EACH	75.00	75.00	70.00	75.00	99.00	165.00	165.00
HAIR REMOVING CREAM (EU-CREAM)	TUBE	65.00	65.00	65.00	65.00	65.00	65.00	65.00
GEL MEDIUM SIZE	BOTTLE	102.50	107.50	100.00	127.50	65.00	120.00	65.00
DISPOSABLE RAZOR GILLET-II	EACH	42.50	42.50	42.50	40.00	35.00	45.00	43.00
SHAVING CREAM TOUCH-ME/ADM.	EACH	65.00	65.00	65.00	65.00	65.00	60.00	65.00
GOLD TEZABI 24 CT	10 GM.	38657.00	38657.00	38490.00	38410.00	38660.00	38065.00	37380.00
SILVER TEZABI 24 CT	10 GM.	595.00	595.00	590.00	600.00	570.00	574.17	583.00
ARTIFICIAL JEWELLARY SET	SET	1283.33	1325.00	850.00	687.50	1157.14	500.00	800.00
WRIST WATCH GENTS CITIZEN (ORIGINAL) ***	EACH	4900.00	4900.00	4900.00	3750.00	7785.71	4250.00	2500.00
WRIST WATCH LADIES CITIZEN (ORIGINAL) ***	EACH	4900.00	4900.00	4900.00	3750.00	8428.57	4250.00	2500.00
WALL CLOCK QUARTZ AV.QLTY	EACH	520.83	550.00	550.00	310.00	864.29	600.00	487.50
SUITCASE REXIN (24"x16"x6")	EACH	1775.00	1775.00	1650.00	850.00	989.29	1050.00	725.00
TRUNK MEDIUM SIZE ***	EACH	2250.00	2243.75	2250.00	1950.00	2303.57	2000.00	1525.00
PURSE LADIES (LEATHER) AVERAGE QUALITY	EACH	529.17	612.50	525.00	437.50	1400.00	712.50	712.50

7.11 Intercity Consumer Prices January, 2016

Description	Unit	Wazira- bad	Sialkot	Faisalabad	Jhang	Multan	Muzaffar- garh	D.G. Khan
WHEAT	10 KG.	375.00	380.00	340.00	344.00	335.00	335.00	337.50
WHEAT FLOUR FINE/SUPERIOR.	KG.	42.00	50.00	43.75	40.00	42.00	41.00	40.00
WHEAT FLOUR AVG. QLTY	KG.	40.00	39.75	36.50	39.00	38.50	38.00	37.50
WHEAT FLOUR BAG	10 KG.	385.00	397.50	385.00	380.00	386.67	380.00	375.00
MAIDA	KG.	50.00	50.00	53.75	45.00	46.33	49.00	50.00
SUJI	KG.	50.00	50.00	55.00	48.00	47.00	49.00	50.00
BESAN AV. QLTY.	KG.	117.50	135.00	120.00	110.00	120.83	127.50	120.00
RICE BASMATI SUP. QLTY.	KG.	80.00	77.50	100.00	70.00	110.00	110.00	90.00
RICE BASMATI 385/386	KG.	52.50	70.00	65.00	55.00	72.50	67.50	70.00
RICE BASMATI BROKEN AV.QLTY	KG.	50.00	50.00	58.75	45.00	63.33	62.50	60.00
RICE IRR1-6 (SINDH/PUNJAB)	KG.	52.50	47.50	50.00	40.00	35.00	35.00	35.00
VERMICELLI	KG.	80.00	75.00	85.00	68.00	80.00	77.50	80.00
BREAD PLAIN MEDIUM SIZE	EACH	40.00	40.00	40.00	40.00	45.00	45.00	45.00
RUSK (PAPAY)	KG.	160.00	140.00	195.00	160.00	220.00	200.00	200.00
BISCUITS-PACKED	PKT	35.00	35.00	35.00	35.00	35.00	35.00	35.00
BISCUIT-BAKERY (LOOSE)	250 GM	100.00	80.00	73.75	70.00	90.00	70.00	80.00
CORNFLAKS FAUJI 225 GM.	PKT	180.00	166.50	195.00	180.00	180.00	180.00	198.00
SAMOSAS (VEGATABLE)	EACH	10.00	15.00	19.00	15.00	14.67	13.50	10.00
PASTRY AV.QLTY.	EACH	30.00	25.00	23.75	35.00	35.83	22.50	30.00
PATTIES (VEGATABLES)	EACH	15.00	20.00	23.75	30.00	29.17	25.00	20.00
NIMCO	250 GM	50.00	50.00	67.50	65.00	72.50	70.00	65.00
CHIPS	250 GM	62.50	65.00	66.25	100.00	83.33	82.50	65.00
BEEF WITH BONE AV.QLTY.	KG	290.00	300.00	290.00	300.00	320.00	300.00	300.00
MUTTON AV.QLTY.	KG	575.00	650.00	700.00	650.00	675.00	575.00	625.00
CHICKEN FARM BROILER (LIVE)	KG	134.00	138.00	135.00	134.00	157.50	152.50	150.00
FISH-RAHU MEDIUM SIZE	KG	250.00	250.00	290.00	340.00	273.33	275.00	260.00
MILK FRESH (UNBOILED)	LTR.	80.00	70.00	70.00	70.00	75.00	70.00	70.00
CURD	KG.	90.00	80.00	80.00	80.00	90.00	80.00	85.00
MILK TETRA PACK 1/2 LTR.	PKT.	60.00	60.00	60.00	60.00	60.00	60.00	60.00
LACTOGEN 400 GRAMS	PKT.	435.00	435.00	435.00	425.00	435.00	435.00	435.00
POWDER MILK NIDO 400GM.	PKT	390.00	380.00	360.00	390.00	380.00	380.00	390.00
MILK POWDER LOOSE/PACKED	KG.	400.00	460.00	525.00	500.00	512.50	525.00	640.00
BUTTER LOCAL PACKED	50 GM.	35.00	25.00	35.00	30.00	27.00	27.00	25.00
EGGS FARM	DOZ	100.00	100.00	98.75	100.00	98.67	99.00	100.00
MUSTARD OIL AV.QLTY.	KG.	160.00	150.00	200.00	160.00	168.33	170.00	170.00
COOKING OIL (DALDA)	2.5LTR	467.00	467.00	445.00	440.00	465.00	465.00	465.00
COOKING OIL (PAKWAN) OTHER BRAND SPECIFY	2.5 LTR	420.00	420.00	375.00	420.00	383.00	375.00	465.00
VEGETABLE GHEE TIN	2.5KG.	452.00	452.00	435.00	440.00	440.00	440.00	440.00
VEGETABLE GHEE (LOOSE)	KG.	130.00	135.00	127.00	154.00	140.00	142.00	140.00
DATES AV.QLTY.	KG.	150.00	170.00	190.00	200.00	171.67	190.00	160.00
PISTACHIO AV.QLTY.	50 GM.	125.00	135.00	78.75	120.00	122.50	132.50	120.00
ALMONDS WHOLE AV.QLTY.	KG.	525.00	600.00	575.00	700.00	530.00	525.00	550.00
COCONUT DRY AV.QLTY.	KG.	250.00	250.00	290.00	230.00	282.50	290.00	250.00
RAISINS AV.QLTY.	50 GM.	25.00	20.00	21.75	20.00	19.67	22.50	15.00
GROUNDNUTS (WITH SHELL)	KG.	210.00	200.00	200.00	160.00	190.00	200.00	145.00
MALTA/MOSAMBI	DOZ	120.00	100.00	95.00	100.00	112.00	110.00	90.00
KINNU	DOZ	70.00	80.00	80.00	80.00	105.00	90.00	70.00
APPLE	KG	80.00	85.00	110.00	120.00	126.67	130.00	80.00
ALOO BUKHARA	KG	0.00	0.00	0.00	0.00	0.00	0.00	0.00
POMEGRANATE (ANNAR)	KG	200.00	200.00	152.50	200.00	208.33	225.00	200.00
GRAPES	KG	0.00	0.00	0.00	0.00	0.00	0.00	0.00
BANANAS	DOZ	72.50	60.00	55.00	70.00	75.83	75.00	65.00
MANGO KALMI	KG	0.00	0.00	0.00	0.00	0.00	0.00	0.00
GUAVA	KG	65.00	65.00	75.00	60.00	65.83	65.00	60.00
WATERMELON (TURBOOZ)	KG	0.00	0.00	0.00	0.00	0.00	0.00	0.00
MUSKMELON (KHARBOOZA)	KG	0.00	0.00	0.00	0.00	0.00	0.00	0.00
SWEETMELON (GARMA)	KG	0.00	0.00	0.00	0.00	0.00	0.00	0.00
PULSE MASOOR (WHOLE)	KG.	130.00	140.00	135.00	120.00	125.83	142.50	140.00
PULSE MASOOR (WASHED)	KG.	160.00	160.00	155.00	140.00	142.50	155.00	140.00
PULSE MOONG (WASHED)	KG.	150.00	165.00	160.00	150.00	147.50	152.50	150.00

Contd.

7.11 Intercity Consumer Prices January, 2016

Description	Unit	Wazira- bad	Sialkot	Faisalabad	Jhang	Multan	Muzaffar- garh	D.G. Khan
PULSE MASH (WASHED)	KG.	250.00	250.00	240.00	250.00	255.00	255.00	240.00
PULSE GRAM	KG.	117.50	122.50	115.00	110.00	120.83	122.50	120.00
GRAM WHOLE BLACK AV.QLTY.	KG.	112.50	120.00	120.00	110.00	117.50	117.50	120.00
GRAM WHOLE YELLOW AV.QLTY	KG.	100.00	135.00	110.00	120.00	122.50	122.50	120.00
BEANS (LAL LOBIA)	KG.	130.00	155.00	155.00	160.00	155.00	170.00	180.00
POTATOES	KG	17.50	20.00	18.75	20.00	17.50	17.50	20.00
ONION	KG	40.00	47.50	43.75	40.00	42.50	42.50	50.00
TURNIP	KG	17.50	17.50	16.25	20.00	16.67	13.50	20.00
RADISH	KG	12.50	20.00	16.25	10.00	14.17	13.50	20.00
TOMATOES	KG	50.00	50.00	41.25	40.00	35.83	37.50	40.00
CABBAGE	KG	25.00	35.00	16.25	20.00	27.50	22.50	20.00
CAULIFLOWER	KG	15.00	40.00	11.25	20.00	15.83	17.50	20.00
BRINJAL	KG	0.00	0.00	0.00	0.00	0.00	0.00	0.00
PUMPKIN	KG	0.00	0.00	0.00	0.00	0.00	0.00	0.00
BOTTLEGOURD	KG	0.00	0.00	0.00	0.00	0.00	0.00	0.00
LADY FINGER	KG	0.00	0.00	0.00	0.00	0.00	0.00	0.00
PEAS	KG	30.00	35.00	27.50	30.00	30.83	32.50	40.00
SPINACH	KG	17.50	30.00	17.50	10.00	17.50	12.50	20.00
TINDA	KG	0.00	0.00	0.00	0.00	0.00	0.00	0.00
TURAI	KG	0.00	0.00	0.00	0.00	0.00	0.00	0.00
KARAILA	KG	0.00	0.00	0.00	0.00	0.00	0.00	0.00
ARVI	KG	0.00	0.00	0.00	0.00	0.00	0.00	0.00
CHILLIES GREEN	KG	60.00	80.00	52.50	50.00	60.00	65.00	60.00
CARROT	KG	20.00	20.00	18.75	15.00	17.50	12.50	20.00
COCUMBER (KHEERA)	KG	60.00	65.00	52.50	60.00	50.00	55.00	60.00
LEMON	250GM	27.50	20.00	12.50	20.00	21.67	22.50	30.00
SUGAR REFINED	KG.	60.00	60.00	60.00	60.00	60.00	60.00	58.00
GUR AV.QLTY	KG.	80.00	90.00	82.50	80.00	72.50	72.50	70.00
HONEY LANGANESE 500 GM.	BOTTLE	830.00	692.00	820.00	840.00	850.00	850.00	925.00
MILO 200 GM.	BOTTLE	186.66	222.00	225.00	170.00	200.00	200.00	250.00
CUSTARD POWDER RAFHAN 300 GM.	PKT	75.00	75.00	80.00	80.00	80.00	80.00	75.00
TOFFEE (HILAL)	EACH	1.00	1.00	2.00	2.00	1.00	1.00	1.00
CHOWKELATE CANDY (SMALL SIZE)	EACH	5.00	5.00	5.00	5.00	5.00	5.00	5.00
SWEETMEAT (MIXED)	KG	280.00	260.00	255.00	280.00	291.67	280.00	290.00
ICE CREAM WALLS	CUP.	40.00	40.00	40.00	40.00	40.00	40.00	40.00
ICE	KG	5.00	10.00	10.00	3.00	3.50	3.50	6.00
JAM AHMED/MITCHELLES	BOTTLE	130.00	125.00	140.00	130.00	130.00	130.00	140.00
SQUASH-MITCHELLES	BOTTLE	145.00	135.00	155.00	160.00	160.00	160.00	160.00
ROOH AFZA	BOTTLE	150.00	150.00	160.00	150.00	150.00	150.00	150.00
JAM-E-SHIREEN	BOTTLE	155.00	160.00	160.00	150.00	160.00	160.00	160.00
SAUNF	50 GM	20.00	17.50	17.50	15.00	16.67	19.00	12.00
CINAMON LOOSE AV. QLTY	50 GM.	30.00	20.00	25.00	30.00	24.00	27.50	20.00
CUMINSEED WHITE NATIONAL	50 GM.	52.00	52.00	54.00	55.00	52.00	52.00	52.00
PEPPER BLACK NATIONAL	50 GM.	96.00	96.00	100.00	96.00	100.00	100.00	100.00
CLOVES LOOSE AV.QLTY	50 GM.	100.00	95.00	98.25	70.00	82.50	92.50	80.00
CARDAMOM LARGE LOOSE AV.QLTY	50 GM.	130.00	110.00	102.50	150.00	179.17	182.50	150.00
CARDAMOM SMALL AV.QLTY	50 GM.	90.00	100.00	77.50	100.00	82.50	92.50	70.00
SALT-POWDERED (LAHORI) LOOSE	KG.	10.00	10.00	10.00	10.00	10.00	10.00	10.00
SALT POWDERED (NATIONAL/SHAN)	PKT	25.00	25.00	25.00	25.00	25.00	25.00	25.00
CHILLIES POWD.NATIONAL 200GM	PKT	105.00	105.00	105.00	105.00	105.00	105.00	105.00
CHILLIES POWDER LOOS	KG.	265.00	245.00	250.00	280.00	238.33	245.00	200.00
CORRIANDER SEED POWD.NATIONAL	PKT	88.00	78.00	104.00	95.00	104.00	104.00	78.00
CORRIANDER SEED (LOOSE)	KG.	240.00	300.00	290.00	220.00	253.33	270.00	220.00
TURMERIC POWD.NATIONAL 50GM	PKT.	35.00	35.00	35.00	35.00	35.00	35.00	35.00
CURRY POWD. NATIONAL 200 GM	PKT.	87.00	87.00	87.00	87.00	87.00	87.00	87.00
TOMATO KETCHUP AHMED/MITCHL	BOTTLE	100.00	85.00	100.00	90.00	95.00	95.00	85.00
PICKLES AHMED/MITCHELLES	BOTTLE	100.00	100.00	120.00	120.00	110.00	110.00	95.00
VINEGAR SYNTHETIC (SIRKA)	BOTTLE	70.00	80.00	100.00	85.00	82.00	85.00	80.00
GARLIC	KG	235.00	240.00	225.00	240.00	225.00	190.00	240.00
GINGER	KG	117.50	140.00	115.00	120.00	135.00	115.00	160.00

Contd.

7.11 Intercity Consumer Prices January, 2016

Description	Unit	Wazira- bad	Sialkot	Faisalabad	Jhang	Multan	Muzaffar- garh	D.G. Khan
TAPAL DANEDAR TEA 200GM PACKET	PKT	183.16	166.32	183.16	183.16	183.16	183.16	183.16
TEA LIPTON YELLOW LABEL 200GM.	PKT.	189.47	189.47	189.52	189.47	189.47	189.47	189.47
TEA LOOSE KENYA AV.QLTY 250GM.	PKT.	160.00	150.00	155.00	185.00	125.83	150.00	120.00
COFFEE-NESCAFE 75 GM. **	BOTTLE	340.00	350.00	360.00	340.00	350.00	350.00	350.00
COLD DRINK (STANDARD SIZ)	BOTTLE	25.00	25.00	25.00	25.00	20.00	20.00	25.00
FRUIT JUICE TETRA PACK	PKT.	25.00	15.00	20.00	20.00	18.00	18.00	15.00
MINERAL WATER NESTLE 1.5 LTR	BOTTLE	45.00	50.00	45.00	50.00	47.00	47.00	50.00
CIGARETTES K-2 10'S **	PKT	60.00	60.00	60.00	60.00	60.00	60.00	60.00
CIGARETTES CAPSTAN 10'S **	PKT	65.00	65.00	65.00	65.00	65.00	65.00	65.00
CIGARETTES GOLD LEAF 20'S	PKT	122.50	130.00	130.00	120.00	120.00	120.00	120.00
CIGARETTES MORVEN GOLD 20'S	PKT	65.00	65.00	65.00	65.00	65.00	65.00	65.00
BETEL LEAVES	50GM.	70.00	70.00	70.00	80.00	44.17	62.50	80.00
BETEL NUTS	KG.	375.00	400.00	350.00	400.00	348.33	345.00	400.00
LONG CLOTH 57" GUL AHMED/AL-KARAM	METER	172.50	135.00	237.50	350.00	250.00	250.00	250.00
SHIRTING AV.QLTY.	METER	150.00	175.00	125.00	300.00	210.00	190.00	210.00
PANT CLOTH W & WEAR AV.QLTY	METER	312.50	215.00	475.00	450.00	342.50	345.00	325.00
LAWN PRINTED GUL AHMED/AL-KARAM	METER	197.50	177.50	240.00	360.00	360.00	360.00	312.50
GEORGETTE AV.QLTY	METER	150.00	130.00	160.00	350.00	108.00	115.00	125.00
LINEN AV.QLTY ***	METER	100.00	140.00	140.00	275.00	250.00	225.00	137.50
HEAVY WT SUITING LAWERNCPUR AVG QLTY	METER	1050.00	925.00	1375.00	2000.00	1200.00	1200.00	1700.00
HEAVY WT SUITING LAWERNCPUR SUP QLTY	METER	2350.00	950.00	1525.00	2200.00	1950.00	1950.00	1950.00
TROPICAL SUITING LAW.PUR	METER	925.00	800.00	1100.00	1900.00	1200.00	1200.00	1100.00
PANT BOY 24"/26" LENGTH.	EACH	700.00	400.00	400.00	575.00	380.00	390.00	550.00
SHIRT BOY 24"/26" LENGTH	EACH	425.00	355.00	300.00	500.00	318.33	290.00	500.00
SCHOOL UNI. PANT,SHIRT BOYS	SUIT	1000.00	625.00	475.00	700.00	573.33	525.00	650.00
SCHOOL UNI. KAMEEZ,SHAL.BOYS	SUIT	1000.00	625.00	475.00	750.00	518.00	675.00	750.00
SCHOOL UNI. KAMEEZ,SHAL.GIRL	SUIT	900.00	575.00	562.50	700.00	516.67	675.00	750.00
FROCK W/WEAR GIRLS	EACH	875.00	700.00	700.00	1500.00	1433.33	1900.00	1100.00
AWAMI-SUIT W & W(BOY) 24"/26	SUIT	1050.00	950.00	556.25	1300.00	815.00	875.00	1100.00
AWAMI-SUIT W&W (GENTS)AV.QLTY	SUIT	1050.00	1250.00	837.50	1500.00	1045.00	1425.00	1600.00
PULLOVER GENTS OXFORD/BON.	EACH	3050.00	3300.00	3100.00	3280.00	3250.00	3180.00	2700.00
PULLOVER LADIES OXFORD/BON.	EACH	2850.00	3300.00	2625.00	2450.00	2990.00	2980.00	2600.00
PULLOVER (GENTS) OTHERS A.QTY	EACH	550.00	700.00	737.50	750.00	1012.50	1050.00	750.00
SECOND-HAND COAT FOR MEN	EACH	475.00	500.00	425.00	650.00	425.00	375.00	200.00
SECONDHAND SWEETER FOR MEN DUP QLTY	EACH	525.00	350.00	275.00	250.00	237.50	135.00	50.00
SECONDHAND WINTER JACKET	EACH	575.00	400.00	475.00	650.00	315.00	275.00	150.00
UNDERWEAR AV.QLTY MEDIUM SIZE	EACH	150.00	100.00	75.00	125.00	156.67	145.00	135.00
VEST FOR MEN AV.QLTY.	EACH	105.00	112.50	110.00	150.00	148.33	155.00	110.00
VEST/SHAMEEZ (WOMEN) AVG. QLTY	EACH	130.00	125.00	112.50	250.00	158.00	135.00	155.00
SOCKS NYLON (PAKISTANI)	PAIR	90.00	65.00	65.00	85.00	97.50	95.00	90.00
BRASSIER AV.QLTY.	EACH	127.50	175.00	125.00	245.00	149.17	110.00	135.00
BRASSIER SUP QLTY	EACH	270.00	462.50	340.00	595.00	336.67	235.00	350.00
DOPATTA GEORGETTE AV.QLTY.	EACH	235.00	275.00	231.25	400.00	226.67	275.00	325.00
DOPATTA COTTON AV GLTY	EACH	180.00	225.00	171.25	225.00	210.00	250.00	275.00
CHADDAR (W/WEAR) (2x2.5 MTR)	EACH	312.50	275.00	331.25	500.00	375.00	475.00	450.00
LUNGI/DHOTI(COTTON) AVG. QLTY	EACH	250.00	195.00	262.50	350.00	228.33	290.00	325.00
HANDKERCHIEF AVG. QLTY PAK	EACH	40.00	35.00	35.00	50.00	42.50	55.00	50.00
HANDKERCHIEF SUP. QLTY PAK	EACH	60.00	50.00	55.00	80.00	55.83	67.50	72.50
GLOVES AV QLTY	PAIR	70.00	100.00	77.50	120.00	105.00	110.00	160.00
AZARBAND COTTON AVG. QLTY	EACH	25.00	10.00	13.50	20.00	13.00	13.50	20.00
SEWING THREAD/REEL(ASLI PARI)	EACH	6.00	5.00	5.50	7.00	7.00	10.00	5.00
WASHING CHARGES PAINT & SHIRT	SUIT	150.00	150.00	65.00	100.00	115.00	105.00	70.00
DRY CLEANING SUIT COAT PANT	SUIT	400.00	400.00	307.50	300.00	283.00	300.00	250.00
WASHING CH. (KAMIZ-SHALWAR)	PAIR	90.00	100.00	65.00	80.00	77.00	80.00	60.00
TAILORING SHIRT	EACH	375.00	325.00	325.00	400.00	370.00	300.00	325.00
TAILORING CHARGES PANT (MEN)	EACH	600.00	625.00	500.00	600.00	470.00	475.00	750.00
TAILORING COAT-PANT SUIT	SUIT	3200.00	3250.00	3750.00	3600.00	3833.33	3450.00	3250.00
TAILORING AWAMI-SUIT (MALE)	SUIT	500.00	500.00	550.00	550.00	625.00	475.00	550.00
TAILORING SUIT FEMALE	SUIT	400.00	500.00	375.00	500.00	335.00	350.00	500.00
GENTS SHOES PAUL BATA	PAIR	1199.00	1199.00	1199.00	1199.00	1199.00	1199.00	1199.00

Contd.

7.11 Intercity Consumer Prices January, 2016

Description	Unit	Wazira- bad	Sialkot	Faisalabad	Jhang	Multan	Muzaffar- garh	D.G. Khan
GENTS SANDAL BATA	PAIR	699.00	699.00	699.00	699.00	699.00	699.00	699.00
GENTS SPOUNG CHAPPAL BATA	PAIR	179.00	179.00	179.00	179.00	179.00	179.00	179.00
LADIES SANDAL BATA	PAIR	499.00	499.00	499.00	499.00	499.00	499.00	499.00
LADIES SPOUNG CHAPPAL BATA	PAIR	179.00	179.00	179.00	179.00	179.00	179.00	179.00
CHILD SHOE POWER LITE BATA	PAIR	599.00	599.00	599.00	599.00	599.00	599.00	599.00
GENTS SHOE, ART 1109 SERVICE	PAIR	999.00	999.00	999.00	999.00	999.00	999.00	999.00
NYLON JOGGER 27 SIZE 2-5 ***	PAIR	1299.00	1299.00	1299.00	1299.00	1299.00	1299.00	1299.00
CHINA FOOT WEAR AV. QLTY (MALE) *	PAIR	650.00	475.00	525.00	900.00	516.67	525.00	450.00
CHINA FOOT WEAR AV. QLTY (FEMALE) *	PAIR	500.00	325.00	325.00	800.00	325.00	325.00	325.00
CHINA FOOT WEAR AV. QLTY (CHILDREN) *	PAIR	400.00	325.00	250.00	500.00	275.00	225.00	275.00
SHOE REPAIR HALF SOLE	PAIR	120.00	60.00	130.00	125.00	126.67	72.50	75.00
SHOES POLISH CHARGES AVERAGE SHOP	PAIR	15.00	10.00	17.50	30.00	17.50	17.50	20.00
HOUSE RENT (combined)	MONTH	3184.00	6202.00	6003.00	4424.00	6548.00	4619.00	4132.00
rent 2	pm	3184.00	6202.00	6003.00	4424.00	6548.00	4619.00	4132.00
RENT3	PM	3184.00	6202.00	6003.00	4424.00	6548.00	4619.00	4132.00
RENT4	PM	3184.00	6202.00	6003.00	4424.00	6548.00	4619.00	4132.00
RENT5	PM	3184.00	6202.00	6003.00	4424.00	6548.00	4619.00	4132.00
RENT6	PM	3184.00	6202.00	6003.00	4424.00	6548.00	4619.00	4132.00
SYNTHETIC ENEMAL ROBIALAC BALTI 3.64 LTR.	EACH	1700.00	2093.00	1840.00	1900.00	2258.00	2258.00	1686.00
SYNTHETIC ENEMAL ICI BALTI 3.64 LTR.	EACH	2138.00	2080.00	1860.00	1900.00	2185.00	2185.00	1783.00
CEMENT (LOCAL) SPECIFY BRAND NAME	BAG	500.00	510.00	505.00	520.00	500.00	500.00	500.00
BRICKS (NEW) 1ST CLASS	P/1000	7700.00	8800.00	6800.00	7200.00	7000.00	6500.00	5800.00
CEMENT BLOCKS (6"x8"x12")	P/100	0.00	0.00	0.00	0.00	0.00	0.00	0.00
BAJREE	100CFT	5000.00	5900.00	5250.00	4000.00	5000.00	3500.00	2600.00
SAND (BLACK PIT SAND)	K100CFT	1900.00	3100.00	3250.00	2300.00	2000.00	1600.00	1800.00
TIMBER SHESHAM LOG 1ST QUALITY	cubmt.	52111.00	39500.00	63558.00	52942.00	77680.00	63558.00	52900.00
IRON BAR (M.S. BAR) 1/2"	P/TON	67000.00	65500.00	66000.00	63000.00	67250.00	65500.00	63250.00
CARPENTER WAGE RATE	P/DAY	750.00	825.00	600.00	800.00	800.00	725.00	950.00
MASON (RAJ) WAGE RATE	P/DAY	850.00	1050.00	900.00	800.00	800.00	700.00	950.00
UNSKILLED LABOUR WAGE RATE	P/DAY	500.00	650.00	500.00	400.00	500.00	425.00	500.00
PLUMBER WAGE RSTE	P/DAY	750.00	0.00	625.00	800.00	800.00	700.00	950.00
ELECTICIAN WAGE RATE PER DAY **	P/DAY	700.00	0.00	0.00	800.00	0.00	0.00	0.00
ELECTICIAN WAGE RATE PER POINT **	P/PNT	150.00	137.50	115.00	115.00	95.00	80.00	70.00
WATER CHARGES PER HOUSE	P/MONTH	70.00	100.00	128.75	60.00	100.00	0.00	75.00
ELECT.CHARGES UPTO 50 UNITS	P/UNIT	2.00	2.00	2.00	2.00	2.00	2.00	2.00
ELECT.CHARGES 01 - 100 UNIT	P/UNIT	6.18	6.18	6.18	6.18	6.18	6.18	6.18
ELECT.CHARGES 101 - 300 UNIT	P/UNIT	9.54	9.54	9.54	9.54	9.54	9.54	9.54
ELECT.CHARGES 301 - 1000 UNIT	P/UNIT	16.39	16.39	16.39	16.39	16.39	16.39	16.39
ELECT.CHARGES ABOVE 1000 UNIT	P/UNIT	18.39	18.39	18.39	18.39	18.39	18.39	18.39
ELEC	PM	10.50	10.50	10.50	10.50	10.50	10.50	10.50
GAS CHRg upto 3.3719 MMBUT	MMBTU	128.70	128.70	128.70	128.70	128.70	128.70	128.70
GAS CHRg 3.3719 - 6.7438 MMBUT	MMBTU	257.40	257.40	257.40	257.40	257.40	257.40	257.40
GAS CHRg 6.7438 - 10.1157 MMBUT	MMBTU	257.40	257.40	257.40	257.40	257.40	257.40	257.40
GAS CHRg 10.1157 - 13.4876 MMBUT	MMBTU	702.00	702.00	702.00	702.00	702.00	702.00	702.00
GAS	PM	702.00	702.00	702.00	702.00	702.00	702.00	702.00
GAS	PM	409.50	409.50	409.50	409.50	409.50	409.50	409.50
KEROSENE OIL	LTR	78.00	82.00	70.00	80.00	70.00	75.00	90.00
FIREWOOD WHOLE	40 KG.	625.00	675.00	600.00	500.00	590.00	575.00	500.00
CHAIR SHESHAM WOOD WITH ARMS **	EACH	2200.00	1950.00	1450.00	2000.00	2000.00	1550.00	1500.00
CHAIR PLASTIC (CHAIRMAN) AVERAGE QUALITY	EACH	500.00	600.00	725.00	725.00	675.00	650.00	575.00
TABLE SHESHAM WOOD (4X2X5") ***	EACH	10250.00	6500.00	4750.00	3700.00	4800.00	4500.00	3000.00
SOFASET WOODEN WITH FOAM SEAT **	SET	20000.00	13500.00	17500.00	18000.00	13875.00	12250.00	16000.00
COT IRON (WITH NIWAR)AV.QLTY.	EACH	1850.00	2000.00	2250.00	2200.00	1850.00	1750.00	1700.00
ALMIRAH (STEEL) 6'X3' 20 GUAGE	EACH	9000.00	8650.00	9750.00	8000.00	7210.00	7200.00	9000.00
DINNING TABLE 6 CHAIRS A.QLTY	SET	24000.00	14500.00	17500.00	27000.00	19375.00	17500.00	21000.00
SINGLE BED WITHOUT FOAM MED.	EACH	9000.00	5500.00	4750.00	8000.00	6125.00	4900.00	4750.00
MATRESS SINGLE(4"THICK)	EACH	5200.00	3900.00	4970.00	5240.00	5200.00	5200.00	5500.00
FARSHI DARI 12'X9' AV.QLTY	EACH	925.00	975.00	1125.00	2500.00	1200.00	1300.00	1000.00
DARI COTTON (6'x2 1/2') AV.QL	EACH	450.00	400.00	512.50	550.00	450.00	600.00	400.00
CARPET PLAIN AV. QLTY	SQFT.	41.00	35.00	57.50	35.00	31.83	30.00	25.00

Contd.

7.11 Intercity Consumer Prices January, 2016

Description	Unit	Wazira- bad	Sialkot	Faisalabad	Jhang	Multan	Muzaffar- garh	D.G. Khan
QUILT (LIHAF) 3 KG. COTTON	EACH	1050.00	775.00	1000.00	1200.00	956.25	725.00	500.00
BLANKET (90" x 54")	EACH	2500.00	3500.00	4750.00	4200.00	3750.00	3750.00	2650.00
BEDSHEET SINGLE BED SUP.QLTY	EACH	375.00	425.00	825.00	700.00	633.33	525.00	650.00
BED SHEET DOUBLE WITH TWO PILLOW COVERS SUP QLTY	SET	800.00	1100.00	1625.00	1200.00	1258.33	1150.00	1100.00
TOWEL(3'x2') AV. QALTY	EACH	175.00	125.00	180.00	250.00	242.00	235.00	200.00
CEILING FAN 48" SUPER QLTY **	EACH	2400.00	2400.00	2895.00	2850.00	3495.00	3095.00	3095.00
PEDESTAL FAN 22" SUPER QLTY	EACH	3500.00	3300.00	4500.00	4500.00	5550.00	4750.00	4600.00
REFG. DAWLENCE 10 CFT. D.DOOR	EACH	31000.00	36200.00	29400.00	29900.00	30300.00	30300.00	31500.00
D-FREEZER WAVES 8 CFT.	EACH	31000.00	29400.00	28500.00	32000.00	30400.00	30400.00	31000.00
AIRCONDITIONER 1.5 TON PEL	EACH	40000.00	44000.00	41000.00	41500.00	40000.00	40000.00	42000.00
SPLIT AIR CONDITIONER 1.5 TON (SPECIFY BRAND NAME)	EACH	46000.00	41000.00	44000.00	49980.00	49400.00	49400.00	49500.00
AIRCOOLER SUPER ASIA	EACH	12500.00	10000.00	12000.00	13500.00	13000.00	13000.00	14500.00
WASHING MACHINE SINGER	EACH	15600.00	15600.00	16600.00	15880.00	15880.00	15600.00	15900.00
SEWING MACHINE(SINGER)	EACH	5860.00	6095.00	6190.00	6495.00	7200.00	7200.00	6695.00
GIZER LARGE SIZE 30 GALLON CAPACITY SUP QLTY	EACH	19400.00	13750.00	19500.00	22900.00	22900.00	22900.00	22900.00
GAS BURNER DOUBLE SPFY.BRAND	EACH	1350.00	1350.00	1550.00	2000.00	1475.00	1550.00	1300.00
ELECT. IRON PHILIPS MDL.1120	EACH	2200.00	1450.00	1780.00	1500.00	2200.00	1600.00	2100.00
ELECTRIC JUICER FOR APPLE	EACH	4500.00	6000.00	5750.00	7875.00	8400.00	8200.00	4500.00
S.STEEL DEGHCHI MEDIUM SIZE ***	EACH	650.00	430.00	575.00	400.00	767.50	400.00	350.00
ALUMINIUM COOKING PAN (DEGCHI) MED SIZE	EACH	480.00	460.00	475.00	550.00	296.25	285.00	350.00
NON STICK COOKING PAN (DEGCHI) SUP. QLTY	EACH	1500.00	675.00	1100.00	870.00	767.86	650.00	800.00
FRYING PAN STEEL AVG. QLTY MED. SIZE	EACH	500.00	310.00	325.00	400.00	295.00	195.00	375.00
TAWA IORN (MEDIUM SIZE) AVG. QLTY	EACH	275.00	275.00	225.00	325.00	210.00	210.00	200.00
S.STEEL PLATE A.QLTY.(M.SIZE)	EACH	82.50	67.50	57.50	80.00	75.00	55.00	60.00
TABLE SPOON S.STEEL SUP.QLTY.	DOZEN	350.00	305.00	375.00	500.00	275.83	245.00	350.00
WATER SET JUG+6 GLASSES (OMROC)	SET	350.00	737.50	725.00	550.00	450.00	475.00	400.00
TEA SET PAK. CHINAWARE 21 PCS.	SET	1600.00	1025.00	1500.00	2000.00	1637.50	1875.00	2000.00
DINNER SET PLASTIC 72 PIECES SUPERIOR QLTY	SET	5500.00	2750.00	8250.00	4700.00	4675.00	4750.00	6000.00
HOTPOT SET PLASTIC 3 PCS.	SET	825.00	825.00	1212.50	1400.00	1275.00	1050.00	1600.00
BUCKET(BALTI) PLASTIC MED.SIZ	EACH	250.00	205.00	325.00	325.00	290.00	255.00	350.00
LOTA PLASTIC (MED SIZE) AVERAGE QUALITY	EACH	40.00	40.00	40.00	60.00	49.17	55.00	60.00
PRESURE COOKER 4 LTR.	EACH	1750.00	912.50	1325.00	1700.00	1650.00	1650.00	1450.00
WATER COOLER 9/10 LTR.PLASTIC ***	EACH	612.50	450.00	675.00	950.00	553.00	575.00	600.00
THERMOS STARVAC 1 LTR	EACH	500.00	600.00	431.25	450.00	450.00	450.00	500.00
BULB PHILIPS 100-WATTS	EACH	30.00	25.00	25.00	30.00	30.00	30.00	30.00
TUBE LIGHT PHILIPS 40 WATTS	EACH	100.00	95.00	97.50	95.00	100.00	100.00	95.00
ELECTRIC BLUBS "0" WATTE LOCAL	EACH	18.00	20.00	20.00	20.00	20.00	20.00	20.00
ELECTRIC BLUB ENERGY SAVER 14 WATTS	EACH	160.00	155.00	162.50	140.00	165.00	165.00	165.00
WASHING SOAP 250 GMS SPECIFY BRAND NAME	EACH	38.00	20.00	25.00	20.00	22.00	20.00	25.00
SURF EXCEL 400 GMS POLY BAG	EACH	125.00	125.00	125.00	125.00	125.00	125.00	125.00
WASHING POWDER 1000 GRM	EACH	185.00	185.00	185.00	185.00	185.00	185.00	185.00
WASHING POWDER (WHEEL/ BONUS) 100 GRAMS	EACH	90.00	95.00	95.00	90.00	95.00	95.00	95.00
CLEANSER POWDER VIM 1000 GM	PKT.	77.78	70.00	72.22	72.22	77.78	83.33	83.33
FINIS 500 ML	BOTTLE	193.75	193.75	195.00	185.00	200.00	210.00	195.00
PHNYLE TYPHONE/FINIS/CARRANITE 3 LITRES	BOTTLE	130.00	120.00	145.00	169.09	165.00	165.00	170.00
HARPIC	BOTTLE	145.00	145.00	145.00	145.00	145.00	145.00	145.00
BOOT POLISH CHERRY/KIWI 50ML	EACH	111.11	100.00	100.00	100.00	119.05	119.05	100.00
ROBIN BLUE (35 GRAMS)	PKT.	50.00	50.00	50.00	50.00	50.00	50.00	50.00
TISSU PAPER PERFUMED 100 PCS.	PKT	105.00	100.00	95.00	105.00	105.00	105.00	105.00
TOILET PAPER ROLL (R.PETEL)	P/ROLL	38.00	40.00	38.00	40.00	40.00	40.00	40.00
BOOT POLISH LIQUID CHEERY BLOSSOM KIWI 75 ML	BOTTLE	150.00	125.00	150.00	150.00	150.00	150.00	150.00
MATCH BOX SMALL	EACH	2.00	2.00	2.50	2.00	2.00	2.00	2.00
DRY CELL 1.5 VOLT(LOCAL)	EACH	19.00	15.00	25.00	25.00	25.00	25.00	25.00
HAND STITCHING NEEDLE M.SIZE	PACKET	5.00	10.00	9.00	10.00	10.00	10.00	10.00
SEWING MACHINE NEEDLE (SINGER)	EACH	6.00	8.00	7.00	6.00	8.60	8.60	5.00
HOUSEHOLD SERVANT FEMALE P/T	P/MNTH	1500.00	1050.00	2250.00	3000.00	1500.00	1200.00	1350.00
MARRIAGE HALL WITH FURNITURE	P/HEAD	105.00	77.50	130.00	150.00	96.67	72.50	110.00
SEPTRAN TABLETS	10TAB.	16.00	16.00	15.00	16.00	16.00	16.00	16.10
BRUFEN TABS 200-MG.	10TAB.	10.00	10.00	10.00	10.00	10.00	10.00	10.00
PANADOL TAB. EXTRA/PLAIN	10TAB.	10.00	10.00	10.00	10.00	10.00	10.00	10.00

Contd.

7.11 Intercity Consumer Prices January, 2016

Description	Unit	Wazira- bad	Sialkot	Faisalabad	Jhang	Multan	Muzaffar- garh	D.G. Khan
DISPRIN TAB.	10TAB.	10.00	10.00	10.00	10.00	10.00	10.00	10.00
TRISIL TAB.	10 TAB	10.00	10.00	10.00	10.00	10.00	10.00	10.00
FLAGYL TAB. 200 MG.	10TAB.	10.00	10.00	10.00	10.00	10.00	10.00	10.00
VENTOLIN TAB. 2MG.	10TAB.	9.00	9.00	9.00	9.00	9.00	9.00	9.00
DAONIL TAB. 5 MG.	10TAB.	17.00	17.00	17.00	17.00	17.00	17.00	17.00
ENTOX TAB.	10TAB.	10.00	10.00	10.00	10.00	10.00	10.00	10.00
RENITEC TAB. 5 MG.	10TAB.	59.00	59.00	59.00	59.00	59.00	59.00	59.00
CAC. 1000 TAB	BOTTLE	122.00	122.00	122.00	122.00	122.00	122.00	122.00
AMOXIL CAPSOLE 250 MG.S	10CAP.	36.00	36.00	36.00	36.00	36.00	36.00	36.00
CALCIUM SYRUP SANDOZ	BOTTLE	64.00	64.00	64.00	64.00	64.00	64.00	64.00
LEDERPLEX SYRUP	BOTTLE	35.00	35.00	35.00	35.00	35.00	35.00	35.00
SANCOS SYRUP (50 ML.)	BOTTLE	30.00	30.00	30.00	30.00	30.00	30.00	30.00
PHENERGAN SYRUP 120 ML.	BOTTLE	33.00	33.00	33.00	33.00	33.00	33.00	33.00
CALPOL SYRUP 60 ML.	BOTTLE	28.00	28.00	28.00	28.00	28.00	28.00	28.00
HYDRYLLIN SYRUP 120 ML.	BOTTLE	65.00	65.00	65.00	65.00	65.00	65.00	65.00
POLYFAX EYE OINTMENT	TUBE	21.00	21.00	21.00	21.00	21.00	21.00	21.00
BETNESOL EYE DROPS	BOTTLE	33.89	33.89	33.89	33.89	33.89	33.89	33.89
EAR DROPS (CARDISPORINE) ***	BOTTLE	21.00	21.00	21.00	21.00	21.00	21.00	21.00
BETNOVATE-N OINTMENT 5 GMS	TUBE	16.00	16.00	16.00	16.00	16.00	16.00	16.00
BURNOL CREAM 30 GRM	TUBE	16.00	16.00	16.00	16.00	16.00	16.00	16.00
VICKS VAPORUB/BALM	BOTTLE	36.00	36.00	36.00	36.00	36.00	36.00	36.00
GLYCRINE SMALL BOTTLE	BOTTLE	17.00	20.00	20.00	30.00	20.00	20.00	20.00
JOUHAR JOSHANDA	PKT.	8.00	8.00	8.00	8.00	8.00	8.00	8.00
GALXOS-D (450 GRMS)	PKT.	157.50	157.50	168.75	168.75	168.75	168.75	168.75
GRIPE-WATER WOODWARDS	BOTTLE	55.00	55.00	55.00	55.00	55.00	55.00	55.00
SANIPLAST ONE PUTTY	EACH	2.00	1.40	2.00	2.00	1.40	1.40	1.40
O.R.S. (NIMCOL)	PKT.	17.00	15.00	17.00	15.00	17.00	17.00	17.00
DETTOL (MEDIUM)	BOTTLE	46.80	46.80	46.80	46.80	46.80	46.80	46.80
COTTON BANDAGE 2" - 4"	EACH	7.00	5.00	7.50	8.25	7.00	10.00	7.00
THERMOMETER CHINA	EACH	35.00	40.00	42.50	35.00	45.83	57.50	40.00
DOCTOR (MBBS) CLINIC FEE	P/PAT.	100.00	100.00	125.00	300.00	100.00	100.00	150.00
URINE TEST (DR) CHARGES	P/TEST	100.00	150.00	55.00	60.00	75.00	55.00	100.00
BLOOD TEST (CP) CHARGES	P/TEST	300.00	350.00	225.00	200.00	290.00	225.00	350.00
SUGAR TEST (RANDOM/FASTING BOTH) CHARGES	P/TEST	200.00	200.00	180.00	120.00	122.50	100.00	140.00
ECG CHARGES	P/TEST	200.00	150.00	200.00	200.00	300.00	125.00	275.00
X-RAY (CHEST) CHARGES	PX-RAY	300.00	200.00	350.00	500.00	250.00	200.00	350.00
CAR SUZUKI 800 CC (W/O. A/C)	EACH	0.00	636500.00	652800.00	640000.00	655400.00	0.00	651800.00
CAR SUZUKI 1000 CC	EACH	0.00	1078300.00	1092800.00	1059000.00	1082800.00	0.00	1077300.00
CAR TOYOTA 1300 CC	EACH	0.00	1767500.00	1767500.00	1770500.00	1767500.00	0.00	1767500.00
CAR HONDA CIVIC	EACH	0.00	2102500.00	0.00	2039000.00	2072000.00	0.00	0.00
MOTORCYCLE HONDA CD-70.	EACH	63500.00	63500.00	63500.00	63500.00	63500.00	63500.00	63500.00
MOTORCYCLE YAMAHA 100CC.	EACH	79300.00	79300.00	79300.00	79300.00	80000.00	80000.00	79300.00
MOTOR CYCLE HERO 70 CC	EACH	42500.00	45000.00	47500.00	44500.00	47500.00	0.00	45000.00
BICYCLE WITH TYRES & TUBES	EACH	7000.00	7300.00	7600.00	8400.00	7500.00	7500.00	7750.00
TYRE CAR WITH TUBE GENERAL	EACH	3000.00	3000.00	3650.00	4300.00	2800.00	2900.00	2800.00
TYRE MOTOR CYCLE WITHOUT TUBE	EACH	1200.00	1120.00	1250.00	960.00	970.00	990.00	900.00
TYRE CYCLE SPECIFY BRAND NAME	EACH	330.00	375.00	425.00	360.00	325.00	325.00	320.00
TYRE CAR W/O TUBE	EACH	2700.00	3000.00	3600.00	4000.00	2800.00	0.00	2800.00
PETROL SUPER	LITRE	76.26	76.26	76.26	76.26	76.26	76.26	76.26
HIGH SPEED DIESEL HSD	LITRE	80.79	80.79	80.79	80.79	80.79	80.79	80.79
CNG	K.G.	67.50	67.50	67.50	0.00	67.50	67.50	0.00
GAS CYLINDER STAND. SIZE	EACH	1210.00	1100.00	1200.00	1100.00	1200.00	1200.00	1100.00
MOTOR CYCLE SERVICE CHARGES	EACH	280.00	175.00	225.00	270.00	235.00	240.00	250.00
CAR SERVICE CHARGES	EACH	250.00	400.00	300.00	300.00	275.00	225.00	225.00
TYRE PUNCTURE CHARGES	EACH	50.00	100.00	70.00	50.00	70.00	65.00	40.00
CYCLE OVERHAULING CHARGES	EACH	200.00	350.00	275.00	400.00	281.00	290.00	275.00
CAR TAX FOR 800CC TO 1300CC	YEARLY	2650.00	2650.00	2650.00	2650.00	2650.00	2650.00	2650.00
TRAIN FARE ECO. 1-100 KM.	P/KM.	0.68	0.68	0.68	0.68	0.68	0.68	0.68
TRAIN FARE ECO. 101-500 KM.	P/KM.	0.98	0.98	0.98	0.98	0.98	0.98	0.98
TRAIN FARE ECO. > 500 KM.	P/KM.	0.89	0.89	0.89	0.89	0.89	0.89	0.89

Contd.

7.11 Intercity Consumer Prices January, 2016

Description	Unit	Wazira- bad	Sialkot	Faisalabad	Jhang	Multan	Muzaffar- garh	D.G. Khan
TRAIN FARE IST SLP. 1-100KM	P/KM.	2.10	2.10	2.10	2.10	2.10	2.10	2.10
TRAIN FARE IST SLP.101-500 KM	P/KM.	2.59	2.59	2.59	2.59	2.59	2.59	2.59
TRAIN FARE IST SLP. > 500 KM	P/KM.	1.99	1.99	1.99	1.99	1.99	1.99	1.99
TRAIN FARE A/C SLP. 1-100KM.	P/KM	5.76	5.76	5.76	5.76	5.76	5.76	5.76
TRAIN FARE A/C SLP.101-500KM	P/KM.	4.59	4.59	4.59	4.59	4.59	4.59	4.59
TRAIN FARE A/C SLP > 500KM.	P/KM	4.16	4.16	4.16	4.16	4.16	4.16	4.16
PLATEFORM TICKET	EACH	10.00	10.00	10.00	10.00	10.00	10.00	10.00
AUTO RICKSHAW FARES	KM/MIN	50.00	60.00	65.00	50.00	30.00	30.00	70.00
FULL TONGA CHARGES	KM/MIN	60.00	60.00	75.00	100.00	49.38	50.00	56.00
TAXI 4 SEATER FARE	KM/MIN	100.00	100.00	60.00	100.00	100.00	100.00	50.00
BUS FARE MIN (WITHIN CITY)	TICKET	10.00	0.00	15.00	0.00	11.00	0.00	0.00
BUS FARE MAX (WITHIN CIT	TICKET	15.00	0.00	30.00	0.00	23.00	0.00	0.00
BUS FARE OUTSIDE CITY	P/KM.	0.93	0.93	0.93	0.93	0.93	0.93	0.93
A/C BUS FARE OUTSIDE CITY	P/KM.	1.45	1.11	1.74	1.56	1.40	1.40	1.40
MINIBUS FARE MIN.WITH IN CITY	TICKET	10.00	0.00	0.00	0.00	11.00	0.00	0.00
MINIBUS FARE MAX.WITH IN CITY	TICKET	10.00	0.00	0.00	0.00	24.00	0.00	0.00
SUZUKI FARE MIN.WITH IN CITY	TICKET	0.00	15.00	15.00	15.00	11.00	0.00	8.00
SUZUKI FARE MAXIMUM W.IN CITY	TICKET	0.00	20.00	27.50	20.00	23.00	0.00	8.00
AIR FARE ECONOMY CLASS.	P/KM.	0.00	0.00	19.26	0.00	19.26	0.00	0.00
POSTAL ENVELOPE DOMESTIC	EACH	8.00	8.00	8.00	8.00	8.00	8.00	8.00
ENVELOPE FOR SAUDI ARABIA	EACH	50.00	50.00	50.00	50.00	50.00	50.00	50.00
POSTAL REGISTRATION CHARGES	EACH	28.00	28.00	38.00	38.00	38.00	38.00	38.00
U.M.S. REG CHARGES MIN.	EACH	59.00	59.00	59.00	59.00	59.00	59.00	59.00
T.C.S. CH. MIN.WITH IN ZONE	EACH	110.00	110.00	150.00	150.00	150.00	150.00	150.00
TELEPHONE CHARGES LOCAL CALL	P/CALL	3.94	3.94	3.94	3.94	3.94	3.94	3.94
TEL CHARGES OUT SIDE CITY	P/CALL	3.94	3.94	3.94	3.94	3.94	3.94	3.94
INTERNET CHARGES	P/HOUR	20.00	25.00	22.50	50.00	20.00	22.50	20.00
MOBILE CELL CHARGES	P/UNIT	3.00	3.06	3.00	3.00	3.00	4.00	3.00
FAX CHARGES (LOCAL)	P/PAGE	30.00	10.00	12.50	30.00	10.00	20.00	15.00
TELEPHONE SET AV. QLTY	EACH	475.00	300.00	475.00	900.00	775.00	475.00	900.00
MOBILE SET NOKIA/SONY/ERICSON/SAMSUNG WITHOUT CAMERA	EACH	4250.00	2600.00	2200.00	3150.00	3250.00	3250.00	2600.00
T.V. 20" COLORED WEGA H-A21.	EACH	18500.00	20000.00	24500.00	16500.00	23500.00	23500.00	23500.00
T.V 20" COLOR CHINA/KORIA)	EACH	7000.00	13500.00	16350.00	11900.00	14500.00	15000.00	14900.00
V.C.P. PANASONIC/LG/NAT	EACH	0.00	5450.00	5750.00	0.00	5000.00	0.00	5000.00
DVD/VCD PLAYER PANASONIC/LG	EACH	4100.00	4500.00	4500.00	4000.00	4500.00	4200.00	4000.00
RADIO WITH C.PLAYER NATIONAL	EACH	2500.00	2250.00	2175.00	1650.00	3333.33	0.00	3000.00
PERSONNEL COMPUTER (BRANDED)	EACH	37500.00	35000.00	38820.00	45000.00	48200.00	48200.00	35000.00
VID. CASSETTE BLK. TDK/SONY	EACH	0.00	100.00	150.00	0.00	180.00	170.00	150.00
COM. C.D. (TDK/IMATION)	EACH	35.00	42.50	67.50	55.00	60.00	60.00	60.00
TAPE RECORDER CASSETTE BLANK	EACH	35.00	30.00	65.00	60.00	50.00	42.50	40.00
VIDEO GAME SEGA 16 BYTE	EACH	0.00	1250.00	1500.00	1150.00	1300.00	0.00	1600.00
CINEMA A/C. HIGH CLASS	TICKET	0.00	40.00	150.00	0.00	150.00	0.00	0.00
CINEMA NON-A/C HIGH CLASS	TICKET	0.00	40.00	100.00	50.00	100.00	40.00	35.00
CABLE CHARGES	PER MONT	300.00	250.00	300.00	300.00	300.00	275.00	350.00
TV.LICENCE FEE DOMESTIC	YEARLY	420.00	420.00	420.00	420.00	420.00	420.00	420.00
ENGLISH BOOK CLASS V1	EACH	78.00	78.00	78.00	78.00	78.00	78.00	78.00
ENGLISH BOOK CLASS IX OR X	EACH	130.00	130.00	130.00	130.00	130.00	130.00	130.00
ENG. BOOK IST.YR COMPLETE SET	EACH	84.00	84.00	84.00	84.00	84.00	84.00	84.00
ENGLISH BOOK BA/B.SC	EACH	178.00	178.00	178.00	178.00	178.00	178.00	178.00
URDU BOOK CLASS V (T.B.BORD)	EACH	71.00	71.00	71.00	71.00	71.00	71.00	71.00
URDU BOOK CLASS IX(X(T.B.B)	EACH	137.00	137.00	137.00	137.00	137.00	137.00	137.00
URDU BOOK IST.YEAR/INTER	EACH	53.00	53.00	53.00	53.00	53.00	53.00	53.00
URDU BOOK BA/B.SC	EACH	140.00	140.00	140.00	140.00	140.00	140.00	140.00
MATHS BOOK CALSS V (T.B.B)	EACH	84.00	84.00	84.00	84.00	84.00	84.00	84.00
MATHS BOOK CLASS IX OR X	EACH	270.00	270.00	270.00	270.00	270.00	270.00	270.00
MATHS BOOK IST.YEAR (T.B.B)	EACH	156.00	156.00	156.00	156.00	156.00	156.00	156.00
PAKISTAN STUDIES BOOK BA/B.SC	EACH	125.00	125.00	125.00	125.00	125.00	125.00	125.00
DAILY "DAWN"	P/COPY	19.00	19.00	19.00	19.00	19.00	19.00	19.00
DAILY "JANG"	P/COPY	12.00	12.00	12.00	12.00	12.00	12.00	12.00
DAILY "NAWA-E-WAQT"	P/COPY	12.00	12.00	12.00	12.00	12.00	12.00	12.00

Contd.

7.11 Intercity Consumer Prices January, 2016

Description	Unit	Wazira- bad	Sialkot	Faisalabad	Jhang	Multan	Muzaffar- garh	D.G. Khan
WEEKLY "AKHBAR-E-JAHAN"	P/COPY	55.00	55.00	55.00	55.00	55.00	55.00	55.00
WEEKLY "MAG"	P/COPY	45.00	45.00	45.00	45.00	45.00	45.00	45.00
MONTHLY "NAUNEHAL DIGEST"	P/COPY	35.00	35.00	35.00	35.00	35.00	35.00	35.00
PAPER FOOLSCAPE (27"x17")	QUIRE	30.00	30.00	45.00	55.00	37.50	33.75	27.50
EXERCISE.BOOK LINED 80/100 PGS	EACH	40.00	80.00	57.50	60.00	32.50	27.50	27.50
PENCILGOLDFISH/DEER	EACH	7.00	7.00	6.00	6.00	6.50	6.00	6.00
PEN INK DOLLOR 57 ML BOTTLE	EACH	20.00	25.00	20.00	20.00	20.00	20.00	20.00
PHOTOSTATE PAPER 70 GM	PRT	360.00	275.00	345.00	330.00	290.00	330.00	360.00
BALL PEN (local)	EACH	5.00	5.00	5.00	6.00	5.83	6.00	6.00
FOUNTAIN PEN HERO/WINGS/CHINA	EACH	40.00	40.00	50.00	50.00	45.00	50.00	35.00
PRIVATE SCHOOL FEE ENGLISH MEDIUM AVERAGE STANDARD (CLASS I)	PER MONTI	1100.00	900.00	1800.00	1400.00	2016.67	766.67	1300.00
PRIVATE SCHOOL FEE ENGLISH MEDIUM AVERAGE STANDARD (CLASS V)	PER MONTI	1300.00	1000.00	2000.00	1400.00	2250.00	833.33	1350.00
PRIVATE SCHOOL FEE ENGLISH MEDIUM AVERAGE STANDARD (CLASS VI)	PER MONTI	1500.00	1000.00	2000.00	1550.00	2416.67	966.67	1400.00
PRIVATE SCHOOL FEE ENGLISH MEDIUM AVERAGE STANDARD (CLASS X)	PER MONTI	1700.00	1200.00	2200.00	1650.00	2683.33	1400.00	2250.00
PRIVATE MEDICLE COLLEGE FEE MBBS (1ST YEAR)	PER MONTI	0.00	0.00	25000.00	0.00	48750.00	0.00	0.00
PRIVATE ENGINEERING COLLEGE FEE (1STR YEAR)	PER MONTI	0.00	0.00	3200.00	0.00	0.00	0.00	0.00
GOVT. COLLEGE FEE 1ST. YEAR	MONTH	50.00	50.00	50.00	50.00	50.00	50.00	50.00
GOVT. COLLEGE FEE 4TH. YEAR	MONTH	60.00	60.00	60.00	60.00	60.00	60.00	60.00
GOVT. UNIVERSITY FEE MSC.	MONTH	77.50	0.00	70.00	115.00	217.00	217.00	330.00
GOVT. MED. COLLEGE FEE MBBS	MONTH	873.00	0.00	1250.00	0.00	1250.00	873.00	1250.00
GOVT. ENGG. COLL. FEE I YEAR	MONTH	1558.00	0.00	3200.00	0.00	1666.67	500.00	0.00
COACHING FEE FOR CLASS IX/X	PER MONTI	500.00	550.00	1200.00	1200.00	800.00	500.00	500.00
COACHING CHARGES FOR CLASS 1ST YEAR/INTER (SCIENCE)	PER MONTI	1000.00	1900.00	1700.00	2000.00	1200.00	900.00	1500.00
COACHING CHARGES FOR CLASS 1ST YEAR/INTER (COMMERCE)	PER MONTI	1000.00	2400.00	1375.00	2000.00	1133.33	900.00	1000.00
I.T. TUITION FEES	PER MONTI	3900.00	0.00	1550.00	1000.00	1133.00	0.00	2000.00
MBA TUITION FEES	PER MONTI	2000.00	0.00	15000.00	0.00	6666.67	0.00	2000.00
BREAD TANDOORI ST. SIZE	EACH	6.00	7.00	6.00	6.00	6.00	6.00	5.00
COOKED MUTTON (AV. HOTEL)	PLATE	120.00	125.00	135.00	150.00	105.00	135.00	100.00
COOKED BEEF (AV. HOTEL)	PLATE	65.00	62.50	72.50	90.00	80.00	80.00	65.00
COOKED DAL (AV. HOTEL)	PLATE	40.00	32.50	42.50	70.00	40.00	45.00	35.00
CHICKEN BIRYANI FULL/DOUBLE	PLATE	120.00	130.00	120.00	200.00	131.67	100.00	85.00
TEA PREPARED (ORDINARY)	CUP	20.00	17.50	20.00	15.00	20.00	17.50	20.00
HAIRCUT CHARGES FOR MEN	P/CUT	60.00	60.00	62.50	55.00	65.00	55.00	50.00
BEAUTY PORL HAIR STYL CHARGE	P/STY.	300.00	187.50	212.50	120.00	225.00	190.00	175.00
SHAVING CHARGES	PER SHV	40.00	40.00	32.50	30.00	30.00	27.50	35.00
LIPSTICK S.MISS/MEDORA	EACH	110.00	90.00	110.00	110.00	120.00	140.00	110.00
NAIL POLISH S.MISS/MEDORA	EACH	60.00	52.50	105.00	115.00	100.00	100.00	55.00
PERFUME MED.SIZE MEDORA/BROACH	EACH	120.00	180.00	200.00	200.00	120.00	120.00	180.00
HAIR-OIL AMLA/CHAMBELI	BOTTLE	110.00	100.00	120.00	120.00	120.00	120.00	110.00
TOILET SOAP LUX 95 GRAMS	EACH	34.70	34.70	34.70	34.70	34.70	34.70	34.70
TOILET SOAP LIFEBOUY 140 GRM	EACH	37.00	37.00	37.00	37.00	35.00	35.00	37.00
TOILET SOAP SAFEGUARD BATH SIZE	EACH	50.00	46.00	48.00	46.00	46.00	46.00	46.00
TOOTHPASTE MACKLINES 70 GRM	EACH	50.00	50.00	50.00	50.00	50.00	50.00	50.00
TOOTHPAST MED SIZE CLGATE 70 GMS	EACH	60.67	70.00	82.50	75.00	75.00	75.00	85.00
TOOTHBRUSH SHEILD A/PLAUQUE	EACH	45.00	40.00	60.00	60.00	30.00	25.00	35.00
TOOTHPOWDER DENTONIC 90 GRM	EACH	25.00	25.00	28.00	30.00	28.00	28.00	28.00
HAIR-COLOUR BEGIN (6 GMS)	EACH	100.00	100.00	100.00	100.00	100.00	100.00	105.00
HAIR COLOUR (KALAKOLA)	BOTTLE	140.00	120.00	120.00	130.00	130.00	130.00	130.00
FACECREAM PONDS (MEDIUM)	EACH	110.00	105.00	110.00	120.00	120.00	120.00	110.00
TALC POWDER VICE ROAY,B.CAT	EACH	135.00	120.00	150.00	150.00	145.00	145.00	145.00
BLADE TREET ORDINARY 10'S	PKT.	40.00	32.50	30.00	30.00	30.00	30.00	35.00
BLADE 7-O-CLOCK STAIN. 5'S	PKT.	35.00	30.00	30.00	35.00	35.00	35.00	35.00
SHAMPOO SUNSILK/PAINTIN 100 ML	BOTTLE	110.00	110.00	110.00	110.00	110.00	110.00	110.00
BEAUTY CREAM (FAIR & LOVELY)	EACH	165.00	99.00	70.00	175.00	175.00	175.00	115.00
HAIR REMOVING CREAM (EU-CREAM)	TUBE	65.00	65.00	60.00	65.00	60.00	60.00	60.00
GEL MEDIUM SIZE	BOTTLE	60.00	65.00	95.00	60.00	100.00	100.00	155.00
DISPOSABLE RAZOR GILLET-II	EACH	40.00	40.00	37.50	45.00	40.00	40.00	40.00
SHAVING CREAM TOUCH-ME/ADM.	EACH	65.00	60.00	55.00	60.00	65.00	65.00	65.00
GOLD TEZABI 24 CT	10 GM.	38380.00	38320.00	37800.00	38237.00	37726.00	37726.00	38785.00
SILVER TEZABI 24 CT	10 GM.	570.00	625.00	600.00	582.00	575.00	575.00	575.00
ARTIFICIAL JEWELLARY SET	SET	800.00	200.00	575.00	400.00	656.25	575.00	400.00
WRIST WATCH GENTS CITIZEN (ORIGINAL) ***	EACH	2500.00	2450.00	5250.00	5000.00	2500.00	2600.00	2500.00
WRIST WATCH LADIES CITIZEN (ORIGINAL) ***	EACH	2400.00	2450.00	5250.00	5000.00	2500.00	2500.00	2500.00
WALL CLOCK QUARTZ AV.QLTY	EACH	425.00	310.00	537.50	1000.00	400.00	325.00	450.00
SUITCASE REXIN (24"x16"x6")	EACH	900.00	692.50	1150.00	900.00	775.00	725.00	1200.00
TRUNK MEDIUM SIZE ***	EACH	1500.00	1325.00	1450.00	1000.00	1191.67	1325.00	1500.00
PURSE LADIES (LEATHER) AVERAGE QUALITY	EACH	750.00	450.00	475.00	900.00	1266.67	1300.00	450.00

7.11 Intercity Consumer Prices January, 2016

Description	Unit	Vehari	Sargodha	Mianwali	Bahawal-pur	Bahawal-nagar	R.Y. Khan
WHEAT	10 KG.	325.00	335.00	330.00	342.50	328.75	350.00
WHEAT FLOUR FINE/SUPERIOR.	KG.	40.00	40.00	43.00	40.00	40.00	40.00
WHEAT FLOUR AVG. QLTY	KG.	39.50	37.00	38.00	39.00	37.50	39.00
WHEAT FLOUR BAG	10 KG.	387.50	370.00	380.00	390.00	380.00	360.00
MAIDA	KG.	50.00	55.00	50.00	48.00	50.00	50.00
SUJI	KG.	50.00	55.00	52.00	50.00	50.00	50.00
BESAN AV. QLTY.	KG.	121.25	125.00	130.00	130.00	130.00	121.25
RICE BASMATI SUP. QLTY.	KG.	116.25	90.00	120.00	125.00	95.00	110.00
RICE BASMATI 385/386	KG.	47.50	60.00	80.00	95.00	60.00	60.00
RICE BASMATI BROKEN AV.QLTY	KG.	62.50	50.00	60.00	55.00	50.00	65.00
RICE IRR1-6 (SINDH/PUNJAB)	KG.	40.00	50.00	45.00	47.50	40.00	35.00
VERMICELLI	KG.	80.00	70.00	100.00	85.00	80.00	80.00
BREAD PLAIN MEDIUM SIZE	EACH	40.00	40.00	40.00	45.00	40.00	35.00
RUSK (PAPAY)	KG.	200.00	195.00	200.00	220.00	200.00	200.00
BISCUITS-PACKED	PKT	35.00	35.00	35.00	35.00	35.00	35.00
BISCUIT-BAKERY (LOOSE)	250 GM	82.50	80.00	80.00	90.00	70.00	75.00
CORNFLAKS FAUJI 225 GM.	PKT	176.40	170.00	200.00	175.50	171.00	176.40
SAMOSAS (VEGATABLE)	EACH	20.00	17.50	20.00	10.00	20.00	15.00
PASTRY AV.QLTY.	EACH	30.00	30.00	30.00	35.00	30.00	30.00
PATTIES (VEGATABLES)	EACH	15.00	30.00	30.00	20.00	25.00	25.00
NIMCO	250 GM	70.00	65.00	80.00	60.00	80.00	85.00
CHIPS	250 GM	62.50	100.00	80.00	70.00	140.00	128.00
BEEF WITH BONE AV.QLTY.	KG	270.00	275.00	280.00	300.00	260.00	250.00
MUTTON AV.QLTY.	KG	500.00	600.00	500.00	600.00	550.00	500.00
CHICKEN FARM BROILER (LIVE)	KG	200.00	135.00	140.00	154.00	140.00	152.00
FISH-RAHU MEDIUM SIZE	KG	290.00	230.00	280.00	290.00	300.00	280.00
MILK FRESH (UNBOILED)	LTR.	67.50	65.00	60.00	60.00	65.00	60.00
CURD	KG.	75.00	80.00	80.00	80.00	80.00	80.00
MILK TETRA PACK 1/2 LTR.	PKT.	60.00	60.00	60.00	60.00	60.00	60.00
LACTOGEN 400 GRAMS	PKT.	437.50	432.50	435.00	435.00	435.00	435.00
POWDER MILK NIDO 400GM.	PKT	380.00	380.00	380.00	380.00	380.00	375.00
MILK POWDER LOOSE/PACKED	KG.	450.00	525.00	450.00	475.00	550.00	480.00
BUTTER LOCAL PACKED	50 GM.	30.00	30.00	40.00	37.50	21.42	25.00
EGGS FARM	DOZ	92.50	98.00	96.00	97.00	100.00	100.00
MUSTARD OIL AV.QLTY.	KG.	152.50	177.50	180.00	160.00	180.00	180.00
COOKING OIL (DALDA)	2.5LTR	447.50	445.00	445.00	445.00	445.00	465.00
COOKING OIL (PAKWAN) OTHER BRAND SPECIFY	2.5 LTR	410.00	340.00	400.00	395.00	429.16	355.00
VEGETABLE GHEE TIN	2.5KG.	441.25	440.00	440.00	440.00	440.00	460.00
VEGETABLE GHEE (LOOSE)	KG.	162.50	125.00	110.00	145.00	130.00	138.00
DATES AV.QLTY.	KG.	190.00	145.00	200.00	190.00	200.00	160.00
PISTACHIO AV.QLTY.	50 GM.	123.75	120.00	90.00	105.00	120.00	110.00
ALMONDS WHOLE AV.QLTY.	KG.	700.00	500.00	450.00	425.00	700.00	650.00
COCONUT DRY AV.QLTY.	KG.	292.50	270.00	260.00	272.50	280.00	260.00
RAISINS AV.QLTY.	50 GM.	23.75	20.00	20.00	23.00	20.00	18.00
GROUNDNUTS (WITH SHELL)	KG.	160.00	210.00	180.00	230.00	160.00	180.00
MALTA/MOSAMBI	DOZ	105.00	60.00	70.00	110.00	130.00	120.00
KINNU	DOZ	105.00	55.00	80.00	75.00	80.00	100.00
APPLE	KG	117.50	75.00	120.00	115.00	110.00	100.00
ALOO BUKHARA	KG	0.00	0.00	0.00	0.00	0.00	0.00
POMEGRANATE (ANNAR)	KG	200.00	190.00	200.00	235.00	190.00	220.00
GRAPES	KG	0.00	0.00	0.00	0.00	0.00	0.00
BANANAS	DOZ	55.00	50.00	60.00	55.00	45.00	60.00
MANGO KALMI	KG	0.00	0.00	0.00	0.00	0.00	0.00
GUAVA	KG	45.00	80.00	70.00	65.00	40.00	60.00
WATERMELON (TURBOOZ)	KG	0.00	0.00	0.00	0.00	0.00	0.00
MUSKMELON (KHARBOOZA)	KG	0.00	0.00	0.00	0.00	0.00	0.00
SWEETMELON (GARMA)	KG	0.00	0.00	0.00	0.00	0.00	0.00
PULSE MASOOR (WHOLE)	KG.	125.00	135.00	175.00	130.00	135.00	120.00
PULSE MASOOR (WASHED)	KG.	138.75	165.00	180.00	140.00	140.00	140.00
PULSE MOONG (WASHED)	KG.	175.00	155.00	160.00	155.00	155.00	150.00
PULSE MASH (WASHED)	KG.	272.50	265.00	260.00	250.00	240.00	250.00
PULSE GRAM	KG.	120.00	115.00	130.00	120.00	125.00	120.00
GRAM WHOLE BLACK AV QLTY.	KG.	112.50	120.00	110.00	107.50	135.00	115.00
GRAM WHOLE YELLOW AV.QLTY	KG.	127.50	120.00	120.00	120.00	125.00	125.00

Contd.

7.11 Intercity Consumer Prices January, 2016

Description	Unit	Vehari	Sargodha	Mianwali	Bahawal-pur	Bahawal-nagar	R.Y. Khan
BEANS (LAL LOBIA)	KG.	168.75	145.00	160.00	150.00	152.50	140.00
POTATOES	KG	15.00	15.00	20.00	20.00	17.50	20.00
ONION	KG	40.00	37.50	40.00	42.50	40.00	40.00
TURNIP	KG	10.00	15.00	20.00	20.00	10.00	10.00
RADISH	KG	11.25	17.50	20.00	17.50	17.50	20.00
TOMATOES	KG	38.75	30.00	40.00	30.00	20.00	30.00
CABBAGE	KG	20.00	20.00	20.00	22.50	20.00	20.00
CAULIFLOWER	KG	16.25	20.00	20.00	22.50	12.50	20.00
BRINJAL	KG	0.00	0.00	0.00	0.00	0.00	0.00
PUMPKIN	KG	0.00	0.00	0.00	0.00	0.00	0.00
BOTTLEGOURD	KG	0.00	0.00	0.00	0.00	0.00	0.00
LADY FINGER	KG	0.00	0.00	0.00	0.00	0.00	0.00
PEAS	KG	30.00	30.00	60.00	32.50	30.00	30.00
SPINACH	KG	11.25	17.50	20.00	17.50	10.00	10.00
TINDA	KG	0.00	0.00	0.00	0.00	0.00	0.00
TURAI	KG	0.00	0.00	0.00	0.00	0.00	0.00
KARAILA	KG	0.00	0.00	0.00	0.00	0.00	0.00
ARVI	KG	0.00	0.00	0.00	0.00	0.00	0.00
CHILLIES GREEN	KG	77.50	80.00	80.00	65.00	75.00	60.00
CARROT	KG	17.50	15.00	20.00	17.50	17.50	20.00
COCUMBER (KHEERA)	KG	55.00	55.00	50.00	42.50	55.00	45.00
LEMON	250GM	20.00	22.50	20.00	22.50	20.00	20.00
SUGAR REFINED	KG.	58.00	60.00	58.00	60.00	59.50	59.00
GUR AV.QLTY	KG.	87.50	80.00	90.00	72.50	80.00	80.00
HONEY LANGANESE 500 GM.	BOTTLE	920.00	875.00	880.00	850.00	850.00	780.00
MILO 200 GM.	BOTTLE	250.00	220.00	240.00	220.00	220.00	190.00
CUSTARD POWDER RAFHAN 300 GM.	PKT	76.25	75.00	75.00	80.00	75.00	75.00
TOFFEE (HILAL)	EACH	2.00	2.00	1.00	1.00	2.00	2.00
CHOWKELATE CANDY (SMALL SIZE)	EACH	5.00	5.00	6.00	5.00	5.00	5.00
SWEETMEAT (MIXED)	KG	310.00	270.00	300.00	335.00	280.00	340.00
ICE CREAM WALLS	CUP.	40.00	40.00	40.00	40.00	40.00	40.00
ICE	KG	5.50	10.00	5.00	7.50	10.00	8.00
JAM AHMED/MITCHELLES	BOTTLE	135.00	135.00	140.00	140.00	140.00	140.00
SQUASH-MITCHELLES	BOTTLE	150.00	150.00	160.00	160.00	150.00	150.00
ROOH AFZA	BOTTLE	150.00	160.00	160.00	150.00	150.00	150.00
JAM-E-SHIREEN	BOTTLE	160.00	165.00	160.00	160.00	160.00	160.00
SAUNF	50 GM	17.50	15.00	20.00	22.00	20.00	15.00
CINAMON LOOSE AV. QLTY	50 GM.	20.00	30.00	20.00	20.00	33.75	25.00
CUMINSEED WHITE NATIONAL	50 GM.	67.50	52.00	52.00	52.00	54.00	54.00
PEPPER BLACK NATIONAL	50 GM.	96.00	100.00	100.00	100.00	100.00	100.00
CLOVES LOOSE AV.QLTY	50 GM.	97.50	120.00	100.00	105.00	97.50	80.00
CARDAMOM LARGE LOOSE AV.QLTY	50 GM.	167.50	190.00	120.00	137.50	175.00	170.00
CARDAMOM SMALL AV.QLTY	50 GM.	112.50	100.00	120.00	115.00	110.00	90.00
SALT-POWDERED (LAHORI) LOOSE	KG.	11.50	10.00	10.00	12.00	10.00	10.00
SALT POWDERED (NATIONAL/SHAN)	PKT	25.00	25.00	25.00	25.00	25.00	25.00
CHILLIES POWD.NATIONAL 200GM	PKT	105.00	105.00	105.00	105.00	105.00	105.00
CHILLIES POWDER LOOS	KG.	262.50	290.00	330.00	225.00	240.00	280.00
CORRIANDER SEED POWD.NATIONAL	PKT	80.00	104.00	104.00	104.00	78.00	78.00
CORRIANDER SEED (LOOSE)	KG.	282.50	290.00	320.00	312.50	240.00	280.00
TURMERIC POWD.NATIONAL 50GM	PKT.	35.00	35.00	35.00	35.00	35.00	35.00
CURRY POWD. NATIONAL 200 GM	PKT.	87.00	87.00	87.00	87.00	87.00	87.00
TOMATO KETCHUP AHMED/MITCHL	BOTTLE	95.00	95.00	90.00	70.00	120.00	120.00
PICKLES AHMED/MITCHELLES	BOTTLE	130.00	110.00	110.00	105.00	120.00	120.00
VINEGAR SYNTHETIC (SIRKA)	BOTTLE	85.00	70.00	70.00	70.00	90.00	85.00
GARLIC	KG	190.00	235.00	240.00	240.00	240.00	220.00
GINGER	KG	122.50	145.00	200.00	135.00	160.00	120.00
TAPAL DANEDAR TEA 200GM PACKET	PKT	183.16	183.16	166.32	183.91	183.16	183.16
TEA LIPTON YELLOW LABEL 200GM.	PKT.	189.47	189.47	189.47	189.47	189.47	189.47
TEA LOOSE KENYA AV.QLTY 250GM.	PKT.	180.00	165.00	150.00	147.50	160.00	130.00
COFFEE-NESCAFE 75 GM. **	BOTTLE	352.50	360.00	320.00	360.00	360.00	360.00
COLD DRINK (STANDARD SIZ)	BOTTLE	25.00	25.00	25.00	25.00	25.00	25.00
FRUIT JUICE TETRA PACK	PKT.	20.00	22.50	20.00	15.00	20.00	15.00
MINERAL WATER NESTLE 1.5 LTR	BOTTLE	50.00	50.00	50.00	50.00	50.00	50.00
CIGARETTES K-2 10'S **	PKT	55.00	60.00	47.00	57.00	55.00	60.00

Contd.

7.11 Intercity Consumer Prices January, 2016

Description	Unit	Vehari	Sargodha	Mianwali	Bahawal-pur	Bahawal-nagar	R.Y. Khan
CIGARETTES CAPSTAN 10'S **	PKT	65.00	65.00	65.00	65.00	60.00	65.00
CIGARETTES GOLD LEAF 20'S	PKT	120.00	122.50	120.00	120.00	120.00	125.00
CIGARETTES MORVEN GOLD 20'S	PKT	65.00	65.00	65.00	65.00	60.00	65.00
BETEL LEAVES	50GM.	75.00	75.00	75.00	105.00	70.00	60.00
BETEL NUTS	KG.	360.00	310.00	290.00	355.00	350.00	320.00
LONG CLOTH 57" GUL AHMED/AL-KARAM	METER	172.50	235.00	200.00	180.00	270.00	270.00
SHIRTING AV.QLTY.	METER	175.00	140.00	150.00	115.00	200.00	200.00
PANT CLOTH W & WEAR AV.QLTY	METER	525.00	550.00	400.00	525.00	550.00	500.00
LAWN PRINTED GUL AHMED/AL-KARAM	METER	212.50	360.00	200.00	366.00	360.00	360.00
GEORGETTE AV.QLTY	METER	187.50	162.50	105.00	110.00	250.00	225.00
LINEN AV.QLTY ***	METER	160.00	145.00	140.00	125.00	260.00	260.00
HEAVY WT SUITING LAWERNCPUR AVG QLTY	METER	1200.00	950.00	950.00	1600.00	1500.00	1300.00
HEAVY WT SUITING LAWERNCPUR SUP QLTY	METER	1950.00	1350.00	1200.00	2255.00	2000.00	1600.00
TROPICAL SUITING LAW.PUR	METER	1000.00	1100.00	950.00	1470.00	1400.00	1100.00
PANT BOY 24"/26" LENGTH.	EACH	662.50	450.00	350.00	462.50	550.00	500.00
SHIRT BOY 24"/26" LENGTH	EACH	425.00	300.00	275.00	387.50	490.00	490.00
SCHOOL UNI. PANT,SHIRT BOYS	SUIT	412.50	475.00	600.00	725.00	900.00	925.00
SCHOOL UNI. KAMEEZ,SHAL.BOYS	SUIT	412.50	550.00	600.00	725.00	900.00	700.00
SCHOOL UNI. KAMEEZ,SHAL.GIRL	SUIT	412.50	550.00	650.00	687.50	900.00	800.00
FROCK W/WEAR GIRLS	EACH	812.50	1000.00	1000.00	2700.00	1500.00	995.00
AWAMI-SUIT W & W(BOY) 24"/26	SUIT	875.00	750.00	1400.00	775.00	1562.50	1550.00
AWAMI-SUIT W&W (GENTS)AV.QLTY	SUIT	1200.00	1900.00	1400.00	1150.00	1800.00	1585.00
PULLOVER GENTS OXFORD/BON.	EACH	3275.00	3300.00	2300.00	2890.00	3190.00	3190.00
PULLOVER LADIES OXFORD/BON.	EACH	3275.00	2300.00	2300.00	2500.00	3090.00	2890.00
PULLOVER (GENTS) OTHERS A.QTY	EACH	650.00	925.00	800.00	950.00	1400.00	800.00
SECOND-HAND COAT FOR MEN	EACH	275.00	250.00	420.00	1150.00	700.00	425.00
SECONDHAND SWEETER FOR MEN DUP QLTY	EACH	150.00	250.00	150.00	425.00	400.00	175.00
SECONDHAND WINTER JACKET	EACH	312.50	350.00	300.00	650.00	500.00	325.00
UNDERWEAR AV.QLTY MEDIUM SIZE	EACH	87.50	130.00	150.00	110.00	225.00	225.00
VEST FOR MEN AV.QLTY.	EACH	115.00	110.00	170.00	187.50	220.00	230.00
VEST/SHAMEEZ (WOMEN) AVG. QLTY	EACH	137.50	100.00	150.00	175.00	200.00	175.00
SOCKS NYLON (PAKISTANI)	PAIR	81.25	110.00	100.00	115.00	120.00	125.00
BRASSIER AV.QLTY.	EACH	97.50	110.00	200.00	160.00	240.00	245.00
BRASSIER SUP QLTY	EACH	250.00	425.00	600.00	387.50	650.00	650.00
DOPATTA GEORGETTE AV.QLTY.	EACH	387.50	260.00	200.00	337.50	450.00	412.50
DOPATTA COTTON AV GLTY	EACH	225.00	250.00	180.00	337.50	400.00	250.00
CHADDAR (W/WEAR) (2x2.5 MTR)	EACH	450.00	350.00	300.00	425.00	650.00	450.00
LUNGI/DHOTI(COTTON) AVG. QLTY	EACH	340.00	275.00	295.00	287.50	400.00	300.00
HANDKERCHIEF AVG. QLTY PAK	EACH	40.00	35.00	50.00	32.50	60.00	35.00
HANDKERCHIEF SUP. QLTY PAK	EACH	60.00	65.00	60.00	95.00	70.00	60.00
GLOVES AV QLTY	PAIR	72.50	110.00	115.00	115.00	150.00	175.00
AZARBAND COTTON AVG. QLTY	EACH	15.00	17.50	15.00	13.50	15.00	15.00
SEWING THREAD/REEL(ASLI PARI)	EACH	10.00	6.50	6.00	5.00	6.00	6.00
WASHING CHARGES PAINT & SHIRT	SUIT	100.00	155.00	150.00	125.00	70.00	70.00
DRY CLEANING SUIT COAT PANT	SUIT	337.50	375.00	392.50	487.50	350.00	400.00
WASHING CH. (KAMIZ-SHALWAR)	PAIR	80.00	90.00	70.00	95.00	60.00	70.00
TAILORING SHIRT	EACH	425.00	375.00	300.00	425.00	300.00	500.00
TAILORING CHARGES PANT (MEN)	EACH	675.00	750.00	500.00	550.00	500.00	500.00
TAILORING COAT-PANT SUIT	SUIT	5250.00	3750.00	3050.00	5250.00	4000.00	4000.00
TAILORING AWAMI-SUIT (MALE)	SUIT	425.00	550.00	500.00	550.00	500.00	650.00
TAILORING SUIT FEMALE	SUIT	406.25	550.00	300.00	500.00	400.00	500.00
GENTS SHOES PAUL BATA	PAIR	1199.00	1199.00	1199.00	1199.00	1199.00	1199.00
GENTS SANDAL BATA	PAIR	699.00	699.00	699.00	699.00	699.00	699.00
GENTS SPOUNG CHAPPAL BATA	PAIR	179.00	179.00	179.00	179.00	179.00	179.00
LADIES SANDAL BATA	PAIR	499.00	499.00	499.00	499.00	499.00	499.00
LADIES SPOUNG CHAPPAL BATA	PAIR	179.00	179.00	179.00	179.00	179.00	179.00
CHILD SHOE POWER LITE BATA	PAIR	599.00	599.00	599.00	599.00	599.00	599.00
GENTS SHOE, ART 1109 SERVICE	PAIR	999.00	999.00	999.00	999.00	999.00	999.00
NYLON JOGGER 27 SIZE 2-5 ***	PAIR	1299.00	1299.00	1299.00	1299.00	1299.00	1299.00
CHINA FOOT WEAR AV. QLTY (MALE) *	PAIR	675.00	575.00	400.00	1150.00	500.00	500.00
CHINA FOOT WEAR AV. QLTY (FEMALE) *	PAIR	375.00	550.00	400.00	1150.00	400.00	400.00
CHINA FOOT WEAR AV. QLTY (CHILDREN) *	PAIR	306.25	400.00	400.00	875.00	400.00	400.00
SHOE REPAIR HALF SOLE	PAIR	65.00	150.00	80.00	110.00	100.00	100.00
SHOES POLISH CHARGES AVERAGE SHOP	PAIR	20.00	20.00	15.00	20.00	20.00	25.00

Contd.

7.11 Intercity Consumer Prices January, 2016

Description	Unit	Vehari	Sargodha	Mianwali	Bahawal-pur	Bahawal-nagar	R.Y. Khan
HOUSE RENT (combined)	MONTH	4910.00	6423.00	3825.00	7498.00	4441.00	4256.00
rent 2	pm	4910.00	6423.00	3825.00	7498.00	4441.00	4256.00
RENT3	PM	4910.00	6423.00	3825.00	7498.00	4441.00	4256.00
RENT4	PM	4910.00	6423.00	3825.00	7498.00	4441.00	4256.00
RENT5	PM	4910.00	6423.00	3825.00	7498.00	4441.00	4256.00
RENT6	PM	4910.00	6423.00	3825.00	7498.00	4441.00	4256.00
SYNTHETIC ENEMAL ROBIALAC BALTI 3.64 LTR.	EACH	2258.00	1947.74	1700.00	2258.00	2258.00	2191.87
SYNTHETIC ENEMAL ICI BALTI 3.64 LTR.	EACH	2185.00	1938.84	1975.00	2184.00	2185.00	2185.00
CEMENT (LOCAL) SPECIFY BRAND NAME	BAG	496.25	495.00	500.00	510.00	500.00	490.00
BRICKS (NEW) IST CLASS	P/1000	5250.00	7200.00	4900.00	5250.00	4800.00	6000.00
CEMENT BLOCKS (6"x8"x12")	P/100	0.00	0.00	0.00	0.00	0.00	0.00
BAJREE	100CFT	5575.00	3800.00	2500.00	5500.00	5500.00	6000.00
SAND (BLACK PIT SAND)	K100CFT	1600.00	1500.00	2500.00	2200.00	2000.00	1600.00
TIMBER SHESHAM LOG IST QUALITY	cu.bmt.	47674.00	63566.00	44000.00	49440.50	56501.00	56494.00
IRON BAR (M.S. BAR) 1/2"	P/TON	74500.00	66500.00	72000.00	74250.00	65000.00	63000.00
CARPENTER WAGE RATE	P/DAY	575.00	800.00	900.00	650.00	700.00	800.00
MASON (RAJ) WAGE RATE	P/DAY	687.50	950.00	900.00	725.00	700.00	800.00
UNSKILLED LABOUR WAGE RATE	P/DAY	350.00	600.00	450.00	425.00	425.00	400.00
PLUMBER WAGE RSTE	P/DAY	700.00	1000.00	900.00	675.00	700.00	800.00
ELECTICIAN WAGE RATE PER DAY **	P/DAY	650.00	900.00	900.00	0.00	700.00	0.00
ELECTICIAN WAGE RATE PER POINT **	P/PNT	70.00	110.00	100.00	100.00	100.00	100.00
WATER CHARGES PER HOUSE	P/MONTH	50.00	125.00	65.00	60.00	50.00	50.00
ELECT.CHARGES UPTO 50 UNITS	P/UNIT	2.00	2.00	2.00	2.00	2.00	2.00
ELECT.CHARGES 01 - 100 UNIT	P/UNIT	6.18	6.18	6.18	6.18	6.18	6.18
ELECT.CHARGES 101 - 300 UNIT	P/UNIT	9.54	9.54	9.54	9.54	9.54	9.54
ELECT.CHARGES 301 - 1000 UNIT	P/UNIT	16.39	16.39	16.39	16.39	16.39	16.39
ELECT.CHARGES ABOVE 1000 UNIT	P/UNIT	18.39	18.39	18.39	18.39	18.39	18.39
ELEC	PM	10.50	10.50	10.50	10.50	10.50	10.50
GAS CHRGR upto 3.3719 MMBUT	MMBTU	0.00	128.70	0.00	128.70	0.00	128.70
GAS CHRGR 3.3719 - 6.7438 MMBUT	MMBTU	0.00	257.40	0.00	257.40	0.00	257.40
GAS CHRGR 6.7438 - 10.1157 MMBUT	MMBTU	0.00	257.40	0.00	257.40	0.00	257.40
GAS CHRGR10.1157 - 13.4876 MMBUT	MMBTU	0.00	702.00	0.00	702.00	0.00	702.00
GAS	PM	0.00	702.00	0.00	702.00	0.00	702.00
GAS	PM	0.00	409.50	0.00	409.50	0.00	409.50
KEROSENE OIL	LTR	75.00	80.00	90.00	71.00	90.00	90.00
FIREWOOD WHOLE	40 KG.	470.00	500.00	350.00	625.00	600.00	500.00
CHAIR SHESHAM WOOD WITH ARMS **	EACH	2025.00	2650.00	1800.00	2900.00	2500.00	1400.00
CHAIR PLASTIC (CHAIRMAN) AVERAGE QUALITY	EACH	650.00	925.00	800.00	1350.00	850.00	850.00
TABLE SHESHAM WOOD (4X2X5") ***	EACH	3100.00	4000.00	3600.00	7800.00	10000.00	6000.00
SOFASET WOODEN WITH FOAM SEAT **	SET	14500.00	18000.00	15000.00	27500.00	18000.00	20000.00
COT IRON (WITH NIWAR)AV.QLTY.	EACH	1450.00	2000.00	2000.00	3900.00	2300.00	2500.00
ALMIRAH (STEEL) 6'X3' 20 GUAGE	EACH	12000.00	11000.00	8500.00	14500.00	12000.00	8000.00
DINNING TABLE 6 CHAIRS A.QLTY	SET	25000.00	24500.00	12000.00	31000.00	25000.00	30000.00
SINGLE BED WITHOUT FOAM MED.	EACH	5875.00	5750.00	4000.00	9250.00	7000.00	6500.00
MATRESS SINGLE(4"THICK)	EACH	5500.00	5000.00	4500.00	5700.00	5700.00	5700.00
FARSHI DARI 12'X9' AV.QLTY	EACH	1181.25	1350.00	1500.00	1950.00	1500.00	1300.00
DARI COTTON (6'x2 1/2') AV.QL	EACH	350.00	550.00	725.00	1550.00	1200.00	450.00
CARPET PLAIN AV. QLTY	SQFT.	29.00	37.50	55.00	27.50	42.00	35.00
QUILT (LIHAF) 3 KG. COTTON	EACH	950.00	1650.00	1000.00	1350.00	1200.00	750.00
BLANKET (90" x 54")	EACH	4625.00	4750.00	3200.00	4900.00	4400.00	4000.00
BEDSHEET SINGLE BED SUP.QLTY	EACH	625.00	725.00	500.00	1450.00	800.00	500.00
BED SHEET DOUBLE WITH TWO PILLOW COVERS SUP QLTY	SET	1225.00	1350.00	850.00	2250.00	2500.00	1800.00
TOWEL(3'x2') AV. QALTY	EACH	285.00	190.00	280.00	187.50	450.00	300.00
CEILING FAN 48" SUPER QLTY **	EACH	3095.00	3500.00	3350.00	2600.00	3295.00	3000.00
PEDESTAL FAN 22" SUPER QLTY	EACH	4750.00	4000.00	3500.00	4000.00	4850.00	4200.00
REFG. DAWLENCE 10 CFT. D.DOOR	EACH	30400.00	33000.00	28500.00	30500.00	32000.00	30500.00
D-FREEZER WAVES 8 CFT.	EACH	30300.00	29750.00	25000.00	31000.00	30500.00	31000.00
AIRCONDITIONER 1.5 TON PEL	EACH	35000.00	35000.00	41000.00	38500.00	38500.00	41000.00
SPLIT AIR CONDITIONER 1.5 TON (SPECIFY BRAND NAME)	EACH	43875.00	43000.00	41000.00	46000.00	50500.00	43000.00
AIRCOOLER SUPER ASIA	EACH	14700.00	13500.00	10000.00	14600.00	16000.00	11375.00
WASHING MACHINE SINGER	EACH	15600.00	15900.00	15000.00	15900.00	15600.00	14700.00
SEWING MACHINE(SINGER)	EACH	6210.00	5810.00	5210.00	6095.00	6260.00	6260.00
GIZER LARGE SIZE 30 GALLON CAPACITY SUP QLTY	EACH	23000.00	19500.00	14800.00	18000.00	17500.00	20900.00
GAS BURNER DOUBLE SPFY.BRAND	EACH	1250.00	1800.00	1550.00	1750.00	2200.00	2000.00

Contd.

7.11 Intercity Consumer Prices January, 2016

Description	Unit	Vehari	Sargodha	Mianwali	Bahawal-pur	Bahawal-nagar	R.Y. Khan
ELECT. IRON PHILIPS MDL.1120	EACH	2250.00	2500.00	1600.00	1400.00	2100.00	2200.00
ELECTRIC JUICER FOR APPLE	EACH	8250.00	4250.00	6375.00	4800.00	6000.00	4500.00
S.STEEL DEGHCHI MEDIUM SIZE ***	EACH	775.00	475.00	525.00	1150.00	570.00	570.00
ALUMINIUM COOKING PAN (DEGCHI) MED SIZE	EACH	595.00	475.00	500.00	1050.00	1500.00	1500.00
NON STICK COOKING PAN (DEGCHI) SUP. QLTY	EACH	777.50	825.00	800.00	2100.00	1450.00	1600.00
FRYING PAN STEEL AVG. QLTY MED. SIZE	EACH	270.00	225.00	350.00	700.00	570.00	570.00
TAWA IORN (MEDIUM SIZE) AVG. QLTY	EACH	242.50	237.50	350.00	350.00	360.00	235.00
S.STEEL PLATE A.QLTY.(M.SIZE)	EACH	72.50	65.00	90.00	95.00	75.00	75.00
TABLE SPOON S.STEEL SUP.QLTY.	DOZEN	410.00	525.00	300.00	587.50	450.00	360.00
WATER SET JUG+6 GLASSES (OMROC)	SET	520.00	800.00	600.00	675.00	450.00	456.00
TEA SET PAK. CHINAWARE 21 PCS.	SET	2100.00	1900.00	1500.00	2300.00	2000.00	2000.00
DINNER SET PLASTIC 72 PIECES SUPERIOR QLTY	SET	5500.00	5250.00	4500.00	7250.00	7800.00	7800.00
HOTPOT SET PLASTIC 3 PCS.	SET	1500.00	1350.00	1200.00	2050.00	1250.00	1250.00
BUCKET(BALTI) PLASTIC MED.SIZ	EACH	331.25	375.00	300.00	462.50	370.00	220.00
LOTA PLASTIC (MED SIZE) AVERAGE QUALITY	EACH	57.50	50.00	70.00	65.00	80.00	50.00
PRESURE COOKER 4 LTR.	EACH	1650.00	1300.00	1225.00	2100.00	1580.00	1580.00
WATER COOLER 9/10 LTR.PLASTIC ***	EACH	650.00	675.00	800.00	975.00	600.00	480.00
THERMOS STARVAC 1 LTR	EACH	462.50	450.00	400.00	600.00	450.00	450.00
BULB PHILIPS 100-WATTS	EACH	32.50	32.50	25.00	30.00	30.00	30.00
TUBE LIGHT PHILIPS 40 WATTS	EACH	99.50	100.00	110.00	100.00	100.00	100.00
ELECTRIC BLUBS "0" WATTE LOCAL	EACH	20.00	27.50	20.00	20.00	25.00	25.00
ELECTRIC BLUB ENERGY SAVER 14 WATTS	EACH	180.00	175.00	150.00	175.00	180.00	175.00
WASHING SOAP 250 GMS SPECIFY BRAND NAME	EACH	40.00	40.00	35.00	40.00	40.00	40.00
SURF EXCEL 400 GMS POLY BAG	EACH	125.00	110.00	125.00	110.00	110.00	125.00
WASHING POWDER 1000 GRM	EACH	185.00	185.00	185.00	185.00	185.00	185.00
WASHING POWDER (WHEEL/ BONUS) 100 GRAMS	EACH	90.00	95.00	95.00	95.00	95.00	90.00
CLEANSER POWDER VIM 1000 GM	PKT.	77.78	77.78	72.22	83.33	83.33	83.33
FINIS 500 ML	BOTTLE	170.00	225.00	155.00	237.50	180.00	180.00
PHNYLE TYPHONE/FINIS/CARRANITE 3 LITRES	BOTTLE	145.00	150.00	170.00	165.00	150.00	160.00
HARPIC	BOTTLE	145.00	145.00	145.00	145.00	145.00	145.00
BOOT POLISH CHERRY/KIWI 50ML	EACH	111.11	100.00	100.00	119.05	100.00	100.00
ROBIN BLUE (35 GRAMS)	PKT.	50.00	50.00	55.00	50.00	50.00	50.00
TISSU PAPER PERFUMED 100 PCS.	PKT	105.00	105.00	125.00	105.00	120.00	105.00
TOILET PAPER ROLL (R.PETEL)	P/ROLL	40.00	38.00	40.00	40.00	40.00	40.00
BOOT POLISH LIQUID CHEERY BLOSSOM KIWI 75 ML	BOTTLE	150.00	150.00	150.00	150.00	150.00	150.00
MATCH BOX SMALL	EACH	3.00	2.50	2.00	2.50	2.00	2.00
DRY CELL 1.5 VOLT(LOCAL)	EACH	25.00	22.50	25.00	20.00	30.00	25.00
HAND STITCHING NEEDLE M.SIZE	PACKET	10.00	10.00	9.00	10.00	6.00	6.00
SEWING MACHINE NEEDLE (SINGER)	EACH	5.00	5.00	5.00	5.00	8.50	8.50
HOUSEHOLD SERVANT FEMALE P/T	P/MNTH	1500.00	3750.00	2500.00	1900.00	2000.00	1200.00
MARRIAGE HALL WITH FURNITURE	P/HEAD	110.00	170.00	60.00	95.00	105.00	70.00
SEPTRAN TABLETS	10TAB.	16.00	15.00	16.00	16.00	16.00	16.00
BRUFEN TABS 200-MG.	10TAB.	10.00	10.00	10.00	10.00	10.00	10.00
PANADOL TAB. EXTRA/PLAIN	10TAB.	10.00	10.00	10.00	10.00	10.00	10.00
DISPRIN TAB.	10TAB.	10.00	10.00	10.00	10.00	10.00	10.00
TRISIL TAB.	10 TAB	10.00	10.00	10.00	10.00	10.00	10.00
FLAGYL TAB. 200 MG.	10TAB.	10.00	10.00	10.00	10.00	10.00	10.00
VENTOLIN TAB. 2MG.	10TAB.	9.00	9.00	9.00	9.00	9.00	9.00
DAONIL TAB. 5 MG.	10TAB.	17.00	17.00	17.00	17.00	17.00	17.00
ENTOX TAB.	10TAB.	10.00	10.00	10.00	10.00	10.00	10.00
RENITEC TAB. 5 MG.	10TAB.	59.00	59.00	59.00	59.00	59.00	59.00
CAC. 1000 TAB	BOTTLE	122.00	122.00	122.00	122.00	122.00	122.00
AMOXIL CAPSOLE 250 MG.S	10CAP.	36.00	36.00	36.00	36.00	36.00	36.00
CALCIUM SYRUP SANDOZ	BOTTLE	64.00	64.00	64.00	64.00	64.00	64.00
LEDERPLEX SYRUP	BOTTLE	35.00	35.00	35.00	35.00	35.00	35.00
SANCOS SYRUP (50 ML.)	BOTTLE	30.00	30.00	30.00	30.00	30.00	30.00
PHENERGAN SYRUP 120 ML.	BOTTLE	33.00	33.00	33.00	33.00	33.00	33.00
CALPOL SYRUP 60 ML.	BOTTLE	28.00	28.00	28.00	28.00	28.00	28.00
HYDRYLLIN SYRUP 120 ML.	BOTTLE	65.00	65.00	65.00	65.00	65.00	65.00
POLYFAX EYE OINTMENT	TUBE	21.00	21.00	21.00	21.00	21.00	21.00
BETNESOL EYE DROPS	BOTTLE	33.89	33.89	33.89	33.89	33.89	33.89
EAR DROPS (CARDISPORINE) ***	BOTTLE	21.00	21.00	21.00	21.00	21.00	21.00
BETNOVATE-N OINTMENT 5 GMS	TUBE	16.00	16.00	16.00	16.00	16.00	16.00
BURNOL CREAM 30 GRM	TUBE	16.00	16.00	16.00	16.00	16.00	16.00

Contd.

7.11 Intercity Consumer Prices January, 2016

Description	Unit	Vehari	Sargodha	Mianwali	Bahawal-pur	Bahawal-nagar	R.Y. Khan
VICKS VAPORUB/BALM	BOTTLE	36.00	36.00	36.00	36.00	36.00	36.00
GLYCRINE SMALL BOTTLE	BOTTLE	20.00	20.00	25.00	20.00	25.00	20.00
JOUHAR JOSHANDA	PKT.	8.00	8.00	8.00	8.00	8.00	8.00
GALXOS-D (450 GRMS)	PKT.	157.50	157.50	151.88	168.75	157.50	157.50
GRIPE-WATER WOODWARDS	BOTTLE	55.00	55.00	55.00	55.00	55.00	55.00
SANIPLAST ONE PUTTY	EACH	2.00	2.00	2.00	2.00	1.50	1.50
O.R.S. (NIMCOL)	PKT.	17.00	17.00	17.00	17.00	17.00	15.00
DETTOL (MEDIUM)	BOTTLE	46.80	46.80	46.80	46.80	46.80	46.80
COTTON BANDAGE 2" - 4"	EACH	8.00	5.00	10.00	7.00	10.00	8.00
THERMOMETER CHINA	EACH	45.00	50.00	50.00	50.00	40.00	40.00
DOCTOR (MBBS) CLINIC FEE	P/PAT.	100.00	175.00	300.00	200.00	300.00	300.00
URINE TEST (DR) CHARGES	P/TEST	50.00	50.00	60.00	90.00	50.00	60.00
BLOOD TEST (CP) CHARGES	P/TEST	237.50	225.00	250.00	225.00	120.00	100.00
SUGAR TEST (RANDOM/FASTING BOTH) CHARGES	P/TEST	60.00	90.00	140.00	120.00	100.00	150.00
ECG CHARGES	P/TEST	200.00	225.00	225.00	200.00	150.00	150.00
X-RAY (CHEST) CHARGES	P/X-RAY	325.00	350.00	350.00	200.00	200.00	250.00
CAR SUZUKI 800 CC (W/O. A/C)	EACH	651800.00	636500.00	636500.00	650800.00	645000.00	640000.00
CAR SUZUKI 1000 CC	EACH	1094000.00	1050000.00	1050000.00	1075800.00	1044000.00	1070000.00
CAR TOYOTA 1300 CC	EACH	0.00	1767500.00	1767500.00	1767500.00	1767500.00	1767500.00
CAR HONDA CIVIC	EACH	0.00	2142000.00	0.00	0.00	2125000.00	2150000.00
MOTORCYCLE HONDA CD-70.	EACH	63500.00	63500.00	63500.00	63500.00	63500.00	63500.00
MOTORCYCLE YAMAHA 100CC.	EACH	79500.00	79500.00	79500.00	80500.00	84500.00	85000.00
MOTOR CYCLE HERO 70 CC	EACH	43000.00	42500.00	44500.00	47500.00	50000.00	48500.00
BICYCLE WITH TYRES & TUBES	EACH	7550.00	7600.00	7500.00	7350.00	7800.00	7800.00
TYRE CAR WITH TUBE GENERAL	EACH	3700.00	3750.00	3200.00	3500.00	3000.00	2950.00
TYRE MOTOR CYCLE WITHOUT TUBE	EACH	1025.00	1200.00	1250.00	1200.00	1300.00	1230.00
TYRE CYCLE SPECIFY BRAND NAME	EACH	350.00	400.00	350.00	350.00	350.00	360.00
TYRE CAR W/O TUBE	EACH	2762.50	3250.00	2800.00	3500.00	2750.00	2950.00
PETROL SUPER	LITRE	76.26	76.26	76.26	76.26	76.26	76.26
HIGH SPEED DIESEL HSD	LITRE	80.79	80.79	80.79	80.79	80.79	80.79
CNG	K.G.	0.00	0.00	0.00	0.00	0.00	67.50
GAS CYLINDER STAND. SIZE	EACH	1150.00	1125.00	1250.00	1210.00	1170.00	1150.00
MOTOR CYCLE SERVICE CHARGES	EACH	190.00	275.00	300.00	360.00	250.00	250.00
CAR SERVICE CHARGES	EACH	250.00	325.00	400.00	350.00	250.00	300.00
TYRE PUNCTURE CHARGES	EACH	50.00	55.00	50.00	70.00	80.00	60.00
CYCLE OVERHAULING CHARGES	EACH	195.00	325.00	350.00	200.00	300.00	150.00
CAR TAX FOR 800CC TO 1300CC	YEARLY	2650.00	2650.00	2650.00	2650.00	2650.00	2650.00
TRAIN FARE ECO. 1-100 KM.	P/KM.	0.68	0.68	0.68	0.68	0.00	0.68
TRAIN FARE ECO. 101-500 KM.	P/KM.	0.98	0.98	0.98	0.98	0.00	0.98
TRAIN FARE ECO. > 500 KM.	P/KM.	0.89	0.89	0.89	0.89	0.00	0.89
TRAIN FARE IST SLP. 1-100KM	P/KM.	2.10	2.10	2.10	2.10	0.00	2.10
TRAIN FARE IST SLP.101-500 KM	P/KM.	2.59	2.59	2.59	2.59	0.00	2.59
TRAIN FARE IST SLP. > 500 KM	P/KM.	1.99	1.99	1.99	1.99	0.00	1.99
TRAIN FARE A/C SLP. 1-100KM.	P/KM	5.76	5.76	5.76	5.76	0.00	5.76
TRAIN FARE A/C SLP.101-500KM	P/KM.	4.59	4.59	4.59	4.59	0.00	4.59
TRAIN FARE A/C SLP > 500KM.	P/KM	4.16	4.16	4.16	4.16	0.00	4.16
PLATFORM TICKET	EACH	10.00	10.00	10.00	10.00	0.00	10.00
AUTO RICKSHAW FARES	KM/MIN	35.00	60.00	60.00	80.00	50.00	50.00
FULL TONGA CHARGES	KM/MIN	0.00	0.00	75.00	70.00	0.00	0.00
TAXI 4 SEATER FARE	KM/MIN	50.00	50.00	50.00	60.00	100.00	100.00
BUS FARE MIN (WITHIN CITY)	TICKET	0.00	15.00	0.00	0.00	0.00	0.00
BUS FARE MAX (WITHIN CIT	TICKET	0.00	27.50	0.00	0.00	0.00	25.00
BUS FARE OUTSIDE CITY	P/KM.	0.93	0.93	0.93	0.92	0.93	0.93
A/C BUS FARE OUTSIDE CITY	P/KM.	1.37	2.00	1.20	1.51	1.00	1.33
MINIBUS FARE MIN.WITH IN CITY	TICKET	0.00	0.00	0.00	0.00	0.00	0.00
MINIBUS FARE MAX.WITH IN CITY	TICKET	0.00	0.00	0.00	0.00	0.00	0.00
SUZUKI FARE MIN.WITH IN CITY	TICKET	0.00	13.75	15.00	12.00	10.00	0.00
SUZUKI FARE MAXIMUM W.IN CITY	TICKET	0.00	15.00	25.00	21.00	25.00	0.00
AIR FARE ECONOMY CLASS.	P/KM.	0.00	0.00	0.00	0.00	0.00	0.00
POSTAL ENVELOPE DOMESTIC	EACH	8.00	8.00	8.00	8.00	8.00	8.00
ENVELOPE FOR SAUDI ARABIA	EACH	50.00	50.00	50.00	50.00	50.00	50.00
POSTAL REGISTRATION CHARGES	EACH	38.00	38.00	28.00	38.00	28.00	28.00
U.M.S. REG CHARGES MIN.	EACH	59.00	59.00	59.00	59.00	59.00	59.00
T.C.S. CH. MIN.WITH IN ZONE	EACH	150.00	150.00	110.00	150.00	150.00	150.00

Contd.

7.11 Intercity Consumer Prices January, 2016

Description	Unit	Vehari	Sargodha	Mianwali	Bahawal-pur	Bahawal-nagar	R.Y. Khan
TELEPHONE CHARGES LOCAL CALL	P/CALL	3.94	3.94	3.94	3.94	3.94	3.94
TEL CHARGES OUT SIDE CITY	P/CALL	3.94	3.94	3.94	3.94	3.94	3.94
INTERNET CHARGES	P/HOUR	60.00	50.00	45.00	50.00	27.50	27.50
MOBILE CELL CHARGES	P/UNIT	3.00	3.00	3.00	4.50	2.50	3.06
FAX CHARGES (LOCAL)	P/PAGE	20.00	25.00	15.00	15.00	17.50	17.50
TELEPHONE SET AV. QLTY	EACH	1275.00	900.00	525.00	1150.00	825.00	650.00
MOBILE SET NOKIA/SONY/ERICSON/SAMSUNG WITHOUT CAMERA	EACH	3200.00	2550.00	3200.00	5200.00	3650.00	3650.00
T.V. 20" COLORED WEGA H-A21.	EACH	19000.00	22000.00	23250.00	23800.00	18000.00	17500.00
T.V 20" COLOR CHINA/KORIA)	EACH	6650.00	6850.00	14250.00	15300.00	13000.00	12000.00
V.C.P. PANASONIC/LG/NAT	EACH	0.00	0.00	6500.00	5500.00	5000.00	0.00
DVD/VCD PLAYER PANASONIC/LG	EACH	4100.00	5750.00	4500.00	4950.00	5000.00	5500.00
RADIO WITH C.PLAYER NATIONAL	EACH	1500.00	4500.00	3000.00	2100.00	1800.00	1250.00
PERSONNEL COMPUTER (BRANDED)	EACH	40000.00	25000.00	43250.00	35000.00	66000.00	50000.00
VID. CASSETTE BLK. TDK/SONY	EACH	190.00	165.00	150.00	200.00	180.00	100.00
COM. C.D. (TDK/IMATION)	EACH	95.00	65.00	30.00	45.00	50.00	35.00
TAPE RECORDER CASSETTE BLANK	EACH	75.00	50.00	50.00	55.00	50.00	40.00
VIDEO GAME SEGA 16 BYTE	EACH	1300.00	0.00	1500.00	1650.00	1150.00	1150.00
CINEMA A/C. HIGH CLASS	TICKET	0.00	100.00	0.00	0.00	0.00	0.00
CINEMA NON-A/C HIGH CLASS	TICKET	0.00	0.00	0.00	35.00	0.00	30.00
CABLE CHARGES	PER MONT	300.00	250.00	250.00	275.00	300.00	250.00
TV.LICENCE FEE DOMESTIC	YEARLY	420.00	420.00	420.00	420.00	420.00	420.00
ENGLISH BOOK CLASS V1	EACH	78.00	78.00	78.00	78.00	78.00	78.00
ENGLISH BOOK CLASS IX OR X	EACH	130.00	130.00	130.00	130.00	130.00	130.00
ENG. BOOK IST.YR COMPLETE SET	EACH	84.00	84.00	84.00	84.00	84.00	84.00
ENGLISH BOOK BA/B.SC	EACH	178.00	178.00	178.00	178.00	178.00	178.00
URDU BOOK CLASS V (T.B.BORD)	EACH	71.00	71.00	71.00	71.00	71.00	71.00
URDU BOOK CLASS IX/X(T.B.B)	EACH	137.00	137.00	137.00	137.00	137.00	137.00
URDU BOOK IST.YEAR/INTER	EACH	53.00	53.00	53.00	53.00	53.00	53.00
URDU BOOK BA/B.SC	EACH	140.00	140.00	140.00	140.00	140.00	140.00
MATHS BOOK CALSS V (T.B.B)	EACH	84.00	84.00	84.00	84.00	84.00	84.00
MATHS BOOK CLASS IX OR X	EACH	270.00	270.00	270.00	270.00	270.00	270.00
MATHS BOOK IST.YEAR (T.B.B)	EACH	156.00	156.00	156.00	156.00	156.00	156.00
PAKISTAN STUDIES BOOK BA/B.SC	EACH	125.00	125.00	125.00	125.00	125.00	125.00
DAILY "DAWN"	P/COPY	19.00	19.00	19.00	19.00	19.00	19.00
DAILY "JANG"	P/COPY	12.00	12.00	12.00	12.00	12.00	12.00
DAILY "NAWA-E-WAQT"	P/COPY	12.00	12.00	12.00	12.00	12.00	12.00
WEEKLY "AKHBAR-E-JAHAN"	P/COPY	55.00	55.00	55.00	55.00	55.00	55.00
WEEKLY "MAG"	P/COPY	45.00	45.00	45.00	45.00	45.00	45.00
MONTHLY "NAUNEHAL DIGEST"	P/COPY	35.00	35.00	35.00	35.00	35.00	35.00
PAPER FOOLSCAPE (27"x17")	QUIRE	50.00	60.00	45.00	27.50	50.00	50.00
EXERCISE.BOOK LINED 80/100 PGS	EACH	50.00	60.00	45.00	70.00	70.00	70.00
PENCILGOLDFISH/DEER	EACH	6.00	6.50	6.00	5.00	7.00	7.00
PEN INK DOLLOR 57 ML BOTTLE	EACH	20.00	20.00	20.00	20.00	25.00	25.00
PHOTOSTATE PAPER 70 GM	PRT	322.50	400.00	360.00	280.00	350.00	360.00
BALL PEN (local)	EACH	5.00	7.00	6.00	5.00	8.00	8.00
FOUNTAIN PEN HERO/WINGS/CHINA	EACH	50.00	47.50	45.00	45.00	50.00	50.00
PRIVATE SCHOOL FEE ENGLISH MEDIUM AVERAGE STANDARD (CLASS I)	PER MONTI	1137.50	1100.00	1200.00	3087.50	875.00	1000.00
PRIVATE SCHOOL FEE ENGLISH MEDIUM AVERAGE STANDARD (CLASS V)	PER MONTI	1137.50	1500.00	1600.00	3112.50	1087.50	1400.00
PRIVATE SCHOOL FEE ENGLISH MEDIUM AVERAGE STANDARD (CLASS VI)	PER MONTI	1350.00	1650.00	2000.00	3162.50	1125.00	1500.00
PRIVATE SCHOOL FEE ENGLISH MEDIUM AVERAGE STANDARD (CLASS X)	PER MONTI	1425.00	1950.00	2420.00	3337.50	1650.00	1700.00
PRIVATE MEDICLE COLLEGE FEE MBBS (IST YEAR)	PER MONTI	0.00	0.00	0.00	0.00	0.00	0.00
PRIVATE ENGINEERING COLLEGE FEE (ISTR YEAR)	PER MONTI	0.00	0.00	0.00	0.00	0.00	0.00
GOVT. COLLEGE FEE IST. YEAR	MONTH	50.00	50.00	50.00	50.00	50.00	50.00
GOVT. COLLEGE FEE 4TH. YEAR	MONTH	60.00	60.00	60.00	60.00	60.00	60.00
GOVT. UNIVERSITY FEE MSC.	MONTH	183.33	80.00	100.00	110.00	110.00	110.00
GOVT. MED. COLLEGE FEE MBBS	MONTH	0.00	0.00	0.00	1289.00	0.00	1050.00
GOVT. ENGG. COLL. FEE I YEAR	MONTH	0.00	600.00	0.00	2000.00	0.00	500.00
COACHING FEE FOR CLASS IX/X	PER MONTI	1200.00	450.00	1500.00	1500.00	1100.00	500.00
COACHING CHARGES FOR CLASS IST YEAR/INTER (SCIENCE)	PER MONTI	1800.00	900.00	2500.00	1750.00	1500.00	700.00
COACHING CHARGES FOR CLASS IST YEAR/INTER (COMMERCE)	PER MONTI	1500.00	600.00	1000.00	1500.00	1500.00	600.00
I.T. TUITION FEES	PER MONTI	3150.00	1500.00	0.00	2417.00	0.00	2000.00
MBA TUITION FEES	PER MONTI	3150.00	0.00	0.00	2750.00	0.00	4585.00
BREAD TANDOORI ST. SIZE	EACH	5.00	6.50	6.00	5.00	7.00	6.00
COOKED MUTTON (AV. HOTEL)	PLATE	120.00	200.00	140.00	115.00	150.00	150.00

Contd.

7.11 Intercity Consumer Prices January, 2016

Description	Unit	Vehari	Sargodha	Mianwali	Bahawal-pur	Bahawal-nagar	R.Y. Khan
COOKED BEEF (AV. HOTEL)	PLATE	70.00	110.00	100.00	70.00	120.00	70.00
COOKED DAL (AV. HOTEL)	PLATE	50.00	40.00	40.00	50.00	50.00	52.50
CHICKEN BIRYANI FULL/DOUBLE	PLATE	150.00	120.00	140.00	120.00	150.00	120.00
TEA PREPARED (ORDINARY)	CUP	20.00	20.00	20.00	15.00	20.00	20.00
HAIRCUT CHARGES FOR MEN	P/CUT	82.50	80.00	50.00	95.00	60.00	60.00
BEAUTY PORL HAIR STYL CHARGE	P/STY.	262.50	275.00	250.00	390.00	300.00	300.00
SHAVING CHARGES	PER SHV	32.50	55.00	30.00	50.00	30.00	30.00
LIPSTICK S.MISS/MEDORA	EACH	110.00	110.00	110.00	90.00	120.00	120.00
NAIL POLISH S.MISS/MEDORA	EACH	60.00	110.00	95.00	95.00	60.00	60.00
PERFUME MED.SIZE MEDORA/BROACH	EACH	202.50	200.00	120.00	200.00	220.00	200.00
HAIR-OIL AMLA/CHAMBELI	BOTTLE	120.00	120.00	110.00	110.00	120.00	120.00
TOILET SOAP LUX 95 GRAMS	EACH	34.70	34.70	34.70	34.70	34.70	34.70
TOILET SOAP LIFEBOUY 140 GRM	EACH	37.00	37.00	37.00	35.00	37.00	37.00
TOILET SOAP SAFEGUARD BATH SIZE	EACH	46.00	46.00	46.00	46.00	46.00	46.00
TOOTHPASTE MACKLINES 70 GRM	EACH	50.00	50.00	50.00	50.00	50.00	50.00
TOOTHPAST MED SIZE CLGATE 70 GMS	EACH	65.00	65.00	60.67	60.67	65.00	65.00
TOOTHBRUSH SHEILD A/PLAUQUE	EACH	51.25	40.00	50.00	25.00	30.00	25.00
TOOTHPOWDER DENTONIC 90 GRM	EACH	28.00	28.00	25.00	28.00	28.00	28.00
HAIR-COLOUR BEGIN (6 GMS)	EACH	100.00	100.00	100.00	105.00	100.00	100.00
HAIR COLOUR (KALAKOLA)	BOTTLE	130.00	130.00	120.00	130.00	130.00	130.00
FACECREAM PONDS (MEDIUM)	EACH	120.00	110.00	120.00	120.00	110.00	120.00
TALC POWDER VICE ROAY,B.CAT	EACH	152.50	150.00	145.00	145.00	145.00	150.00
BLADE TREET ORDINARY 10'S	PKT.	35.00	40.00	40.00	30.00	35.00	30.00
BLADE 7-O-CLOCK STAIN. 5'S	PKT.	30.00	30.00	35.00	30.00	35.00	30.00
SHAMPOO SUNSILK/PAINTIN 100 ML	BOTTLE	110.00	110.00	110.00	110.00	110.00	110.00
BEAUTY CREAM (FAIR & LOVELY)	EACH	172.50	175.00	175.00	175.00	175.00	175.00
HAIR REMOVING CREAM (EU-CREAM)	TUBE	66.25	60.00	70.00	60.00	65.00	60.00
GEL MEDIUM SIZE	BOTTLE	60.00	115.00	85.00	100.00	130.00	100.00
DISPOSABLE RAZOR GILLET-II	EACH	45.00	40.00	45.00	40.00	45.00	42.00
SHAVING CREAM TOUCH-ME/ADM.	EACH	65.00	60.00	65.00	65.00	65.00	65.00
GOLD TEZABI 24 CT	10 GM.	37380.00	40209.19	37000.00	38565.00	38152.00	38394.00
SILVER TEZABI 24 CT	10 GM.	574.00	600.00	550.00	583.00	583.00	574.00
ARTIFICIAL JEWELLARY SET	SET	600.00	600.00	1000.00	725.00	1000.00	300.00
WRIST WATCH GENTS CITIZEN (ORIGINAL) ***	EACH	3500.00	7000.00	4100.00	7200.00	3200.00	3200.00
WRIST WATCH LADIES CITIZEN (ORIGINAL) ***	EACH	3500.00	7000.00	4100.00	7000.00	3200.00	3200.00
WALL CLOCK QUARTZ AV.QLTY	EACH	662.50	600.00	600.00	1100.00	600.00	500.00
SUITCASE REXIN (24"x16"x6")	EACH	940.00	1800.00	1700.00	1600.00	1800.00	1500.00
TRUNK MEDIUM SIZE ***	EACH	962.50	1800.00	1990.00	1800.00	1400.00	1400.00
PURSE LADIES (LEATHER) AVERAGE QUALITY	EACH	655.00	650.00	700.00	1100.00	1300.00	1200.00

7.11 Intercity Consumer Prices January, 2016

Description	Unit	Karachi	Hyder- abad	Nawab- shah	Mirpur-khas	Mithi	Sukkar	Larkana	Dadu
WHEAT	10 KG.	370.00	357.50	350.00	350.00	350.00	340.00	347.50	267.50
WHEAT FLOUR FINE/SUPERIOR.	KG.	48.27	48.00	42.25	49.00	49.00	40.00	41.00	40.00
WHEAT FLOUR AVG. QLTY	KG.	42.62	42.00	40.00	38.75	39.00	39.00	38.75	38.00
WHEAT FLOUR BAG	10 KG.	443.08	420.00	367.00	380.00	400.00	387.50	382.50	400.00
MAIDA	KG.	51.54	50.00	45.00	48.00	50.00	52.50	45.00	45.00
SUJI	KG.	51.73	55.00	47.00	48.50	48.00	55.00	45.00	50.00
BESAN AV. QLTY.	KG.	124.81	135.00	120.00	132.50	135.00	130.00	100.00	120.00
RICE BASMATI SUP. QLTY.	KG.	152.88	130.00	140.00	110.00	115.00	130.00	105.00	120.00
RICE BASMATI 385/386	KG.	86.15	70.00	67.50	50.00	55.00	60.00	55.00	60.00
RICE BASMATI BROKEN AV.QLTY	KG.	71.35	67.50	70.00	40.00	40.00	75.00	60.00	40.00
RICE IRRI-6 (SINDH/PUNJAB)	KG.	44.38	40.00	51.25	32.00	35.00	52.50	27.50	30.00
VERMICELLI	KG.	83.08	80.00	80.00	85.00	85.00	80.00	70.00	70.00
BREAD PLAIN MEDIUM SIZE	EACH	45.00	44.00	48.00	45.00	45.00	50.00	40.00	45.00
RUSK (PAPAY)	KG.	188.27	172.50	200.00	140.00	150.00	230.00	200.00	240.00
BISCUITS-PACKED	PKT	35.00	35.00	35.00	35.00	35.00	35.00	35.00	35.00
BISCUIT-BAKERY (LOOSE)	250 GM	87.12	77.50	90.00	50.00	50.00	60.00	100.00	60.00
CORNFLAKS FAUJI 225 GM.	PKT	171.00	166.50	225.00	180.00	180.00	176.40	180.00	166.50
SAMOSAS (VEGATABLE)	EACH	12.92	10.00	7.75	10.00	9.00	11.00	12.00	15.00
PASTRY AV.QLTY.	EACH	20.62	19.00	20.00	15.00	11.00	12.50	37.50	20.00
PATTIES (VEGATABLES)	EACH	16.62	10.50	10.00	15.00	11.00	12.50	20.00	10.00
NIMCO	250 GM	88.46	52.50	90.00	60.00	60.00	70.00	77.50	50.00
CHIPS	250 GM	97.40	70.00	90.00	60.00	60.00	75.00	87.50	60.00
BEEF WITH BONE AV.QLTY.	KG	347.12	310.00	350.00	240.00	0.00	310.00	300.00	300.00
MUTTON AV.QLTY.	KG	666.35	600.00	550.00	600.00	565.00	590.00	600.00	600.00
CHICKEN FARM BROILER (LIVE)	KG	180.23	170.00	160.00	168.00	180.00	178.00	165.00	190.00
FISH-RAHU MEDIUM SIZE	KG	304.04	280.00	350.00	287.50	325.00	350.00	275.00	360.00
MILK FRESH (UNBOILED)	LTR.	84.00	80.00	80.00	75.00	65.00	75.00	80.00	80.00
CURD	KG.	120.00	106.00	100.00	90.00	80.00	90.00	95.00	100.00
MILK TETRA PACK 1/2 LTR.	PKT.	60.00	50.00	60.00	60.00	60.00	60.00	60.00	60.00
LACTOGEN 400 GRAMS	PKT.	425.00	425.00	420.00	425.00	430.00	425.00	425.00	430.00
POWDER MILK NIDO 400GM.	PKT	380.00	380.00	370.00	355.00	340.00	380.00	370.00	380.00
MILK POWDER LOOSE/PACKED	KG.	506.54	562.50	560.00	480.00	480.00	480.00	450.00	370.00
BUTTER LOCAL PACKED	50 GM.	25.92	25.00	52.00	25.00	25.00	27.50	27.00	30.00
EGGS FARM	DOZ	99.23	99.00	97.50	87.50	107.50	106.00	95.00	100.00
MUSTARD OIL AV.QLTY.	KG.	167.21	140.00	160.00	130.00	130.00	132.50	200.00	160.00
COOKING OIL (DALDA)	2.5LTR	468.00	469.00	440.00	470.00	470.00	468.00	455.00	450.00
COOKING OIL (PAKWAN) OTHER BRAND SPECIFY	2.5 LTR	435.00	345.00	350.00	440.00	440.00	460.00	380.00	400.00
VEGETABLE GHEE TIN	2.5KG.	453.00	452.00	460.00	450.00	450.00	453.00	440.00	450.00
VEGETABLE GHEE (LOOSE)	KG.	141.35	140.00	136.25	150.00	150.00	140.00	105.00	100.00
DATES AV.QLTY.	KG.	204.62	147.50	220.00	135.00	150.00	175.00	175.00	220.00
PISTACHIO AV.QLTY.	50 GM.	145.00	150.00	100.00	80.00	85.00	150.00	115.00	120.00
ALMONDS WHOLE AV.QLTY.	KG.	1173.08	600.00	650.00	750.00	765.00	850.00	1300.00	700.00
COCONUT DRY AV.QLTY.	KG.	368.27	226.25	220.00	240.00	250.00	300.00	245.00	260.00
RAISINS AV.QLTY.	50 GM.	26.92	20.00	25.00	20.00	20.00	25.00	20.00	20.00
GROUNDNUTS (WITH SHELL)	KG.	272.69	145.00	140.00	140.00	150.00	240.00	155.00	130.00
MALTA/MOSAMBI	DOZ	116.54	131.25	240.00	165.00	170.00	72.00	120.00	150.00
KINNU	DOZ	118.27	63.75	60.00	95.00	105.00	72.00	100.00	150.00
APPLE	KG	95.19	71.88	100.00	80.00	90.00	70.00	100.00	125.00
ALOO BUKHARA	KG	0.00	0.00	0.00	0.00	0.00	0.00	0.00	0.00
POMEGRANATE (ANNAR)	KG	198.08	206.25	200.00	325.00	350.00	180.00	225.00	300.00
GRAPES	KG	0.00	0.00	0.00	0.00	0.00	0.00	0.00	0.00
BANANAS	DOZ	52.88	44.38	60.00	42.50	32.50	55.00	50.00	30.00
MANGO KALMI	KG	0.00	0.00	0.00	0.00	0.00	0.00	0.00	0.00
GUAVA	KG	61.73	50.00	50.00	47.50	55.00	35.00	35.00	30.00
WATERMELON (TURBOOZ)	KG	0.00	0.00	0.00	0.00	0.00	0.00	0.00	0.00
MUSKMELON (KHARBOOZA)	KG	0.00	0.00	0.00	0.00	0.00	0.00	0.00	0.00
SWEETMELON (GARMA)	KG	0.00	0.00	0.00	0.00	0.00	0.00	0.00	0.00
PULSE MASOOR (WHOLE)	KG.	135.77	102.50	130.00	120.00	125.00	130.00	110.00	120.00
PULSE MASOOR (WASHED)	KG.	142.31	132.50	120.00	130.00	135.00	140.00	125.00	130.00
PULSE MOONG (WASHED)	KG.	160.58	158.75	160.00	170.00	172.00	155.00	160.00	180.00
PULSE MASH (WASHED)	KG.	260.00	253.75	160.00	262.50	272.50	270.00	260.00	240.00

Contd.

7.11 Intercity Consumer Prices January, 2016

Description	Unit	Karachi	Hyder- abad	Nawab- shah	Mirpur-khas	Mithi	Sukkar	Larkana	Dadu
PULSE GRAM	KG.	125.19	121.88	80.00	120.00	130.00	125.00	120.00	120.00
GRAM WHOLE BLACK AV.QLTY.	KG.	117.69	75.00	70.00	110.00	115.00	120.00	117.50	90.00
GRAM WHOLE YELLOW AV.QLTY	KG.	127.98	115.00	100.00	120.00	130.00	125.00	125.00	120.00
BEANS (LAL LOBIA)	KG.	153.08	115.63	100.00	102.50	112.50	155.00	145.00	140.00
POTATOES	KG	21.92	20.00	20.00	17.50	17.50	17.50	17.50	15.00
ONION	KG	39.42	34.06	40.00	32.50	37.50	35.00	40.00	35.00
TURNIP	KG	33.56	20.00	40.00	27.50	22.50	20.00	15.00	20.00
RADISH	KG	28.94	10.00	20.00	17.50	12.50	20.00	12.50	30.00
TOMATOES	KG	28.46	21.88	30.00	17.50	16.25	27.50	35.00	20.00
CABBAGE	KG	36.92	36.25	30.00	22.50	17.50	30.00	30.00	30.00
CAULIFLOWER	KG	38.08	32.50	52.50	27.50	22.50	20.00	20.00	20.00
BRINJAL	KG	0.00	0.00	0.00	0.00	0.00	0.00	0.00	0.00
PUMPKIN	KG	0.00	0.00	0.00	0.00	0.00	0.00	0.00	0.00
BOTTLEGOURD	KG	0.00	0.00	0.00	0.00	0.00	0.00	0.00	0.00
LADY FINGER	KG	0.00	0.00	0.00	0.00	0.00	0.00	0.00	0.00
PEAS	KG	44.81	40.00	60.00	42.50	37.50	40.00	60.00	60.00
SPINACH	KG	24.33	20.00	27.50	17.50	16.50	20.00	12.50	10.00
TINDA	KG	0.00	0.00	0.00	0.00	0.00	0.00	0.00	0.00
TURAI	KG	0.00	0.00	0.00	0.00	0.00	0.00	0.00	0.00
KARAILA	KG	0.00	0.00	0.00	0.00	0.00	0.00	0.00	0.00
ARVI	KG	0.00	0.00	0.00	0.00	0.00	0.00	0.00	0.00
CHILLIES GREEN	KG	54.81	60.00	50.00	55.00	52.50	40.00	55.00	30.00
CARROT	KG	33.46	20.00	20.00	22.50	17.50	25.00	30.00	20.00
CUCUMBER (KHEERA)	KG	44.42	46.25	50.00	55.00	62.50	60.00	50.00	60.00
LEMON	250GM	31.73	65.00	60.00	27.50	22.50	20.00	27.50	30.00
SUGAR REFINED	KG.	58.92	58.88	56.25	57.50	59.00	58.00	60.00	60.00
GUR AV.QLTY	KG.	90.29	105.00	77.50	82.50	87.50	75.00	75.00	74.00
HONEY LANGANESE 500 GM.	BOTTLE	808.65	800.00	800.00	740.00	740.00	750.00	820.00	800.00
MILO 200 GM.	BOTTLE	210.00	215.00	170.00	209.00	190.00	206.00	220.00	200.00
CUSTARD POWDER RAFHAN 300 GM.	PKT	75.00	75.00	75.00	85.00	85.00	75.00	70.00	75.00
TOFFEE (HILAL)	EACH	1.00	1.00	1.00	1.00	1.00	1.00	2.00	1.00
CHOCOLATE CANDY (SMALL SIZE)	EACH	5.00	5.00	5.00	5.00	5.00	5.00	5.00	5.00
SWEETMEAT (MIXED)	KG	491.35	380.00	362.50	325.00	300.00	380.00	440.00	350.00
ICE CREAM WALLS	CUP.	40.00	40.00	40.00	40.00	40.00	40.00	40.00	40.00
ICE	KG	10.00	10.00	20.00	10.00	10.00	9.00	15.00	10.00
JAM AHMED/MITCHELLES	BOTTLE	131.54	130.00	120.00	120.00	120.00	130.00	120.00	125.00
SQUASH-MITCHELLES	BOTTLE	150.00	160.00	140.00	160.00	160.00	150.00	135.00	150.00
ROOH AFZA	BOTTLE	150.00	160.00	150.00	150.00	150.00	155.00	150.00	150.00
JAM-E-SHIREEN	BOTTLE	160.00	160.00	150.00	160.00	160.00	155.00	150.00	150.00
SAUNF	50 GM	22.58	20.00	20.00	12.00	16.00	20.00	20.00	20.00
CINAMON LOOSE AV. QLTY	50 GM.	32.50	25.00	35.00	20.00	20.00	30.00	20.00	20.00
CUMINSEED WHITE NATIONAL	50 GM.	54.00	52.00	50.00	50.00	50.00	52.00	50.00	54.00
PEPPER BLACK NATIONAL	50 GM.	96.00	96.00	96.00	92.00	92.00	96.00	96.00	100.00
CLOVES LOOSE AV.QLTY	50 GM.	78.37	90.00	90.00	65.00	70.00	100.00	95.00	80.00
CARDAMOM LARGE LOOSE AV.QLTY	50 GM.	175.00	140.00	100.00	140.00	150.00	160.00	130.00	80.00
CARDAMOM SMALL AV.QLTY	50 GM.	83.85	98.75	100.00	60.00	65.00	80.00	105.00	80.00
SALT-POWDERED (LAHORI) LOOSE	KG.	12.00	10.00	8.00	10.00	10.00	12.50	10.00	10.00
SALT POWDERED (NATIONAL/SHAN)	PKT	25.00	25.00	25.00	20.00	20.00	25.00	25.00	25.00
CHILLIES POWD.NATIONAL 200GM	PKT	105.00	105.00	105.00	105.00	105.00	105.00	105.00	105.00
CHILLIES POWDER LOOS	KG.	314.23	282.50	250.00	220.00	178.25	265.00	235.00	260.00
CORRIANDER SEED POWD.NATIONAL	PKT	104.00	104.00	104.00	78.00	78.00	104.00	78.00	104.00
CORRIANDER SEED (LOOSE)	KG.	253.65	228.75	250.00	180.00	190.00	220.00	240.00	240.00
TURMERIC POWD.NATIONAL 50GM	PKT.	35.00	35.00	35.00	35.00	35.00	35.00	35.00	35.00
CURRY POWD. NATIONAL 200 GM	PKT.	86.00	87.00	86.00	86.00	86.00	87.00	86.00	86.00
TOMATO KETCHUP AHMED/MITCHL	BOTTLE	80.00	75.00	100.00	85.00	85.00	80.00	102.50	90.00
PICKLES AHMED/MITCHELLES	BOTTLE	100.00	105.00	95.00	90.00	90.00	110.00	120.00	125.00
VINEGAR SYNTHETIC (SIRKA)	BOTTLE	60.00	50.00	80.00	65.00	65.00	65.00	90.00	85.00
GARLIC	KG	266.15	231.25	200.00	230.00	235.00	220.00	220.00	200.00
GINGER	KG	144.81	156.88	150.00	145.00	165.00	140.00	160.00	130.00
TAPAL DANEDAR TEA 200GM PACKET	PKT	183.16	183.16	157.89	176.84	176.84	183.16	183.16	183.16
TEA LIPTON YELLOW LABEL 200GM.	PKT.	189.47	189.47	189.47	189.47	189.47	189.47	189.47	189.47

Contd.

7.11 Intercity Consumer Prices January, 2016

Description	Unit	Karachi	Hyder- abad	Nawab- shah	Mirpur-khas	Mithi	Sukkar	Larkana	Dadu
TEA LOOSE KENYA AV.QLTY 250GM.	PKT.	156.54	140.00	135.00	200.00	210.00	130.00	125.00	135.00
COFFEE-NESCAFE 75 GM. **	BOTTLE	350.00	300.00	320.00	300.00	300.00	320.00	345.00	360.00
COLD DRINK (STANDARD SIZ)	BOTTLE	25.00	25.00	25.00	25.00	25.00	25.00	25.00	25.00
FRUIT JUICE TETRA PACK	PKT.	18.23	20.00	20.00	15.00	15.00	15.00	20.00	15.00
MINERAL WATER NESTLE 1.5 LTR	BOTTLE	50.00	50.00	50.00	50.00	50.00	46.25	45.00	50.00
CIGARETTES K-2 10'S **	PKT	60.00	60.00	50.00	55.00	55.00	60.00	60.00	60.00
CIGARETTES CAPSTAN 10'S **	PKT	65.00	65.00	70.00	60.00	60.00	65.00	65.00	65.00
CIGARETTES GOLD LEAF 20'S	PKT	125.00	125.00	130.00	130.00	130.00	120.00	122.50	120.00
CIGARETTES MORVEN GOLD 20'S	PKT	65.00	65.00	50.00	60.00	60.00	65.00	65.00	65.00
BETEL LEAVES	50GM.	89.62	70.00	70.00	65.00	67.50	90.00	80.00	100.00
BETEL NUTS	KG.	292.31	275.00	240.00	280.00	280.00	330.00	280.00	360.00
LONG CLOTH 57" GUL AHMED/AL-KARAM	METER	180.00	210.00	300.00	170.00	170.00	230.00	195.00	230.00
SHIRTING AV.QLTY.	METER	153.46	140.00	200.00	100.00	100.00	120.00	130.00	130.00
PANT CLOTH W & WEAR AV.QLTY	METER	383.08	387.50	450.00	300.00	300.00	450.00	350.00	300.00
LAWN PRINTED GUL AHMED/AL-KARAM	METER	360.00	215.00	400.00	270.00	275.00	375.00	333.00	230.00
GEORGETTE AV.QLTY	METER	114.71	110.00	225.00	135.00	140.00	150.00	130.00	100.00
LINEN AV.QLTY ***	METER	159.23	130.00	150.00	140.00	150.00	140.00	175.00	120.00
HEAVY WT SUITING LAWERNCPUR AVG QLTY	METER	2200.00	1250.00	1400.00	1400.00	1400.00	1250.00	1100.00	900.00
HEAVY WT SUITING LAWERNCPUR SUP QLTY	METER	2700.00	2250.00	2300.00	1500.00	1500.00	1500.00	1300.00	1300.00
TROPICAL SUITING LAW.PUR	METER	1475.00	1100.00	925.00	900.00	900.00	1000.00	900.00	750.00
PANT BOY 24"/26" LENGTH.	EACH	521.15	420.00	900.00	400.00	350.00	400.00	370.00	590.00
SHIRT BOY 24"/26" LENGTH	EACH	419.23	375.00	800.00	300.00	300.00	400.00	350.00	450.00
SCHOOL UNI. PANT,SHIRT BOYS	SUIT	726.92	683.33	900.00	700.00	700.00	600.00	500.00	550.00
SCHOOL UNI. KAMEEZ,SHAL,BOYS	SUIT	565.38	633.33	800.00	600.00	600.00	600.00	550.00	475.00
SCHOOL UNI. KAMEEZ,SHAL,GIRL	SUIT	630.77	562.50	900.00	700.00	725.00	600.00	550.00	540.00
FROCK W/WEAR GIRLS	EACH	1061.54	1200.00	900.00	600.00	500.00	900.00	500.00	630.00
AWAMI-SUIT W & W(BOY) 24"/26	SUIT	926.92	700.00	1000.00	800.00	750.00	900.00	600.00	685.00
AWAMI-SUIT W&W (GENTS)AV.QLTY	SUIT	1603.85	1200.00	1600.00	1200.00	1000.00	1000.00	850.00	960.00
PULLOVER GENTS OXFORD/BON.	EACH	3100.00	2410.00	3200.00	2000.00	2000.00	2200.00	2085.00	2800.00
PULLOVER LADIES OXFORD/BON.	EACH	3060.00	2310.00	3000.00	1800.00	1800.00	2000.00	1800.00	2300.00
PULLOVER (GENTS) OTHERS A.QTY	EACH	917.31	900.00	1800.00	600.00	700.00	800.00	700.00	600.00
SECOND-HAND COAT FOR MEN	EACH	481.73	300.00	500.00	437.50	525.00	400.00	400.00	300.00
SECONDHAND SWEETER FOR MEN DUP QLTY	EACH	289.42	140.00	400.00	325.00	325.00	225.00	290.00	200.00
SECONDHAND WINTER JACKET	EACH	515.38	225.00	800.00	280.00	265.00	400.00	425.00	250.00
UNDERWEAR AV.QLTY MEDIUM SIZE	EACH	177.69	76.88	180.00	80.00	80.00	110.00	150.00	60.00
VEST FOR MEN AV.QLTY.	EACH	184.62	95.00	120.00	80.00	70.00	100.00	105.00	100.00
VEST/SHAMEEZ (WOMEN) AVG. QLTY	EACH	146.54	150.00	350.00	75.00	72.50	120.00	140.00	140.00
SOCKS NYLON (PAKISTANI)	PAIR	76.54	60.00	100.00	80.00	52.50	90.00	85.00	50.00
BRASSIER AV.QLTY.	EACH	180.00	111.25	250.00	137.50	82.50	135.00	180.00	100.00
BRASSIER SUP QLTY	EACH	335.00	200.00	400.00	365.00	365.00	300.00	280.00	200.00
DOPATTA GEORGETTE AV.QLTY.	EACH	243.08	200.00	350.00	325.00	310.00	225.00	300.00	250.00
DOPATTA COTTON AV GLTY	EACH	265.38	150.00	300.00	225.00	260.00	175.00	235.00	200.00
CHADDAR (W/WEAR) (2x2.5 MTR)	EACH	515.38	312.50	1000.00	350.00	350.00	275.00	520.00	350.00
LUNGI/DHOTI(COTTON) AVG. QLTY	EACH	318.27	287.50	300.00	350.00	310.00	250.00	480.00	250.00
HANDKERCHIEF AVG. QLTY PAK	EACH	53.08	30.00	60.00	42.50	45.00	50.00	50.00	45.00
HANDKERCHIEF SUP. QLTY PAK	EACH	86.15	60.00	120.00	65.00	60.00	77.50	75.00	120.00
GLOVES AV QLTY	PAIR	57.69	60.00	80.00	75.00	65.00	90.00	55.00	100.00
AZARBAND COTTON AVG. QLTY	EACH	15.00	11.00	25.00	11.00	9.00	20.00	25.00	15.00
SEWING THREAD/REEL(ASLI PARI)	EACH	7.00	6.00	7.00	10.00	10.00	7.00	7.00	7.00
WASHING CHARGES PAINT & SHIRT	SUIT	73.08	95.00	50.00	60.00	50.00	55.00	100.00	40.00
DRY CLEANING SUIT COAT PANT	SUIT	319.23	246.67	150.00	200.00	200.00	250.00	280.00	160.00
WASHING CH. (KAMIZ-SHALWAR)	PAIR	73.46	65.00	80.00	50.00	50.00	50.00	60.00	30.00
TAILORING SHIRT	EACH	415.38	337.50	450.00	200.00	250.00	400.00	375.00	200.00
TAILORING CHARGES PANT (MEN)	EACH	700.00	662.50	500.00	250.00	250.00	600.00	550.00	300.00
TAILORING COAT-PANT SUIT	SUIT	5192.31	3450.00	4000.00	3000.00	3000.00	4000.00	3300.00	3200.00
TAILORING AWAMI-SUIT (MALE)	SUIT	595.19	621.88	600.00	400.00	300.00	550.00	650.00	475.00
TAILORING SUIT FEMALE	SUIT	663.46	431.25	500.00	400.00	300.00	550.00	650.00	250.00
GENTS SHOES PAUL BATA	PAIR	1199.00	1199.00	1199.00	1199.00	1199.00	1199.00	1199.00	1199.00
GENTS SANDAL BATA	PAIR	699.00	699.00	699.00	699.00	699.00	699.00	699.00	699.00
GENTS SPOUNG CHAPPAL BATA	PAIR	179.00	179.00	179.00	179.00	179.00	179.00	179.00	179.00
LADIES SANDAL BATA	PAIR	499.00	499.00	499.00	499.00	499.00	499.00	499.00	499.00

Contd.

7.11 Intercity Consumer Prices January, 2016

Description	Unit	Karachi	Hyder- abad	Nawab- shah	Mirpur-khas	Mithi	Sukkar	Larkana	Dadu
LADIES SPOUNG CHAPPAL BATA	PAIR	179.00	179.00	179.00	179.00	179.00	179.00	179.00	179.00
CHILD SHOE POWER LITE BATA	PAIR	599.00	599.00	599.00	599.00	599.00	599.00	599.00	599.00
GENTS SHOE, ART 1109 SERVICE	PAIR	999.00	999.00	999.00	999.00	999.00	999.00	999.00	999.00
NYLON JOGGER 27 SIZE 2-5 ***	PAIR	1299.00	1299.00	1299.00	1299.00	1299.00	1299.00	1299.00	1299.00
CHINA FOOT WEAR AV. QLTY (MALE) *	PAIR	780.77	550.00	600.00	450.00	400.00	500.00	750.00	800.00
CHINA FOOT WEAR AV. QLTY (FEMALE) *	PAIR	763.46	400.00	400.00	250.00	240.00	425.00	300.00	450.00
CHINA FOOT WEAR AV. QLTY (CHILDREN) *	PAIR	630.77	400.00	380.00	200.00	220.00	425.00	300.00	591.00
SHOE REPAIR HALF SOLE	PAIR	135.38	80.00	80.00	70.00	50.00	65.00	170.00	50.00
SHOES POLISH CHARGES AVERAGE SHOP	PAIR	22.12	20.00	20.00	12.50	10.00	15.00	20.00	10.00
HOUSE RENT (combined)	MONTH	10510.00	5589.00	3556.00	4717.00	3323.00	5474.00	4004.00	3284.00
rent 2	pm	10510.00	5589.00	3556.00	4717.00	3323.00	5474.00	4004.00	3284.00
RENT3	PM	10510.00	5589.00	3556.00	4717.00	3323.00	5474.00	4004.00	3284.00
RENT4	PM	10510.00	5589.00	3556.00	4717.00	3323.00	5474.00	4004.00	3284.00
RENT5	PM	10510.00	5589.00	3556.00	4717.00	3323.00	5474.00	4004.00	3284.00
RENT6	PM	10510.00	5589.00	3556.00	4717.00	3323.00	5474.00	4004.00	3284.00
SYNTHETIC ENEMAL ROBIALAC BALTI 3.64 LTR.	EACH	1880.00	1609.50	1580.00	1850.00	1850.00	1900.00	2100.00	1700.00
SYNTHETIC ENEMAL ICI BALTI 3.64 LTR.	EACH	1880.00	2070.00	1890.00	1850.00	1850.00	1900.00	2050.00	1700.00
CEMENT (LOCAL) SPECIFY BRAND NAME	BAG	536.35	535.00	540.00	530.00	530.00	550.00	530.00	530.00
BRICKS (NEW) IST CLASS	P/1000	0.00	5000.00	6000.00	4200.00	5400.00	5000.00	4350.00	4000.00
CEMENT BLOCKS (6"x8"x12")	P/100	3046.15	0.00	0.00	0.00	0.00	0.00	0.00	0.00
BAJREE	100CFT	4769.23	2862.50	2800.00	2800.00	4600.00	3500.00	3800.00	2500.00
SAND (BLACK PIT SAND)	K100CFT	0.00	0.00	2500.00	0.00	2000.00	1500.00	1500.00	2000.00
TIMBER SHESHAM LOG IST QUALITY	cubmt.	56000.00	38860.00	0.00	0.00	0.00	37022.00	44143.00	55500.00
IRON BAR (M.S. BAR) 1/2"	P/TON	65576.92	65000.00	76000.00	63500.00	64000.00	61000.00	63000.00	62000.00
CARPENTER WAGE RATE	P/DAY	861.54	900.00	900.00	700.00	600.00	750.00	800.00	600.00
MASON (RAJ) WAGE RATE	P/DAY	1061.54	900.00	1000.00	700.00	600.00	750.00	800.00	800.00
UNSKILLED LABOUR WAGE RATE	P/DAY	630.77	550.00	450.00	400.00	400.00	400.00	400.00	350.00
PLUMBER WAGE RSTE	P/DAY	861.54	900.00	800.00	700.00	600.00	750.00	600.00	450.00
ELECTICIAN WAGE RATE PER DAY **	P/DAY	700.00	900.00	700.00	0.00	0.00	0.00	600.00	400.00
ELECTICIAN WAGE RATE PER POINT **	P/PNT	159.23	100.00	200.00	100.00	75.00	87.50	120.00	60.00
WATER CHARGES PER HOUSE	P/MONTH	117.50	191.00	40.00	40.00	200.00	57.50	150.00	35.00
ELECT.CHARGES UPTO 50 UNITS	P/UNIT	2.00	2.00	2.00	2.00	2.00	2.00	2.00	2.00
ELECT.CHARGES 01 - 100 UNIT	P/UNIT	6.18	6.18	6.18	6.18	6.18	6.18	6.18	6.18
ELECT.CHARGES 101 - 300 UNIT	P/UNIT	9.54	9.54	9.54	9.54	9.54	9.54	9.54	9.54
ELECT.CHARGES 301 - 1000 UNIT	P/UNIT	16.39	16.39	16.39	16.39	16.39	16.39	16.39	16.39
ELECT.CHARGES ABOVE 1000 UNIT	P/UNIT	18.39	18.39	18.39	18.39	18.39	18.39	18.39	18.39
ELEC	PM	10.50	10.50	10.50	10.50	10.50	10.50	10.50	10.50
GAS CHRg upto 3.3719 MMBUT	MMBTU	128.70	128.70	128.70	128.70	0.00	128.70	128.70	128.70
GAS CHRg 3.3719 - 6.7438 MMBUT	MMBTU	257.40	257.40	257.40	257.40	0.00	257.40	257.40	257.40
GAS CHRg 6.7438 - 10.1157 MMBUT	MMBTU	257.40	257.40	257.40	257.40	0.00	257.40	257.40	257.40
GAS CHRg10.1157 - 13.4876 MMBUT	MMBTU	702.00	702.00	702.00	702.00	0.00	702.00	702.00	702.00
GAS	PM	702.00	702.00	702.00	702.00	0.00	702.00	702.00	702.00
GAS	PM	409.50	409.50	409.50	409.50	0.00	409.50	409.50	409.50
KEROSENE OIL	LTR	91.54	85.00	100.00	90.00	100.00	72.50	100.00	110.00
FIREWOOD WHOLE	40 KG.	615.38	550.00	450.00	460.00	410.00	400.00	425.00	450.00
CHAIR SHESHAM WOOD WITH ARMS **	EACH	1861.54	900.00	2000.00	1000.00	1100.00	1750.00	2600.00	1300.00
CHAIR PLASTIC (CHAIRMAN) AVERAGE QUALITY	EACH	880.77	650.00	800.00	500.00	650.00	700.00	850.00	800.00
TABLE SHESHAM WOOD (4X2X5") ***	EACH	6653.85	3616.67	6000.00	2700.00	2900.00	4500.00	7900.00	5500.00
SOFASET WOODEN WITH FOAM SEAT **	SET	19384.62	11166.67	18000.00	13500.00	12500.00	12500.00	15500.00	20000.00
COT IRON (WITH NIWAR)AV.QLTY.	EACH	2596.15	1500.00	2500.00	2000.00	2000.00	2250.00	3550.00	2600.00
ALMIRAH (STEEL) 6'X3' 20 GUAGE	EACH	9826.92	6416.67	10000.00	6750.00	7150.00	12000.00	10000.00	14000.00
DINNING TABLE 6 CHAIRS A.QLTY	SET	15615.38	13500.00	21000.00	11000.00	11000.00	19500.00	17250.00	25000.00
SINGLE BED WITHOUT FOAM MED.	EACH	6153.85	5533.33	6800.00	3500.00	3800.00	8000.00	5000.00	6500.00
MATRESS SINGLE(4"THICK)	EACH	5200.00	4750.00	4800.00	6100.00	6100.00	4500.00	5000.00	6100.00
FARSHI DARI 12'X9' AV.QLTY	EACH	1492.31	866.67	1450.00	850.00	850.00	900.00	1350.00	800.00
DARI COTTON (6'x2 1/2') AV.QL	EACH	565.38	323.33	700.00	400.00	500.00	350.00	575.00	300.00
CARPET PLAIN AV. QLTY	SQFT.	66.73	36.00	38.00	35.00	40.00	32.50	90.00	22.00
QUILT (LIHAF) 3 KG. COTTON	EACH	1619.23	512.50	900.00	600.00	700.00	1000.00	875.00	600.00
BLANKET (90" x 54")	EACH	2907.69	2500.00	4000.00	2000.00	2200.00	3750.00	3100.00	3500.00
BEDSHEET SINGLE BED SUP.QLTY	EACH	832.69	333.33	700.00	400.00	400.00	500.00	850.00	600.00
BED SHEET DOUBLE WITH TWO PILLOW COVERS SUP QLTY	SET	1592.31	575.00	1300.00	600.00	600.00	900.00	1500.00	1100.00

Contd.

7.11 Intercity Consumer Prices January, 2016

Description	Unit	Karachi	Hyder- abad	Nawab- shah	Mirpur-khas	Mithi	Sukkar	Larkana	Dadu
TOWEL(3'x2') AV. QALTY	EACH	266.35	180.00	300.00	140.00	150.00	237.50	235.00	150.00
CEILING FAN 48" SUPER QLTY **	EACH	3500.00	2600.00	3000.00	2900.00	2900.00	2850.00	3600.00	2500.00
PEDESTAL FAN 22" SUPER QLTY	EACH	4400.00	3800.00	3800.00	4000.00	4000.00	3850.00	4600.00	3800.00
REFG. DAWLENCE 10 CFT. D.DOOR	EACH	31100.00	30900.00	28000.00	30000.00	30000.00	33500.00	32000.00	28500.00
D-FREEZER WAVES 8 CFT.	EACH	28100.00	27900.00	28000.00	28900.00	29000.00	30000.00	33000.00	25000.00
AIRCONDITIONER 1.5 TON PEL	EACH	40000.00	41800.00	41000.00	41800.00	41800.00	52000.00	47000.00	55000.00
SPLIT AIR CONDITIONER 1.5 TON (SPECIFY BRAND NAME)	EACH	44500.00	42500.00	45000.00	46000.00	46500.00	45000.00	48500.00	44000.00
AIRCOLER SUPER ASIA	EACH	9200.00	8500.00	9000.00	10000.00	9000.00	12300.00	12500.00	11000.00
WASHING MACHINE SINGER	EACH	15600.00	15600.00	14700.00	15600.00	15600.00	15900.00	15600.00	14700.00
SEWING MACHINE(SINGER)	EACH	6795.00	6095.00	5200.00	5860.00	5860.00	5860.00	5860.00	5200.00
GIZER LARGE SIZE 30 GALLON CAPACITY SUP QLTY	EACH	21000.00	22650.00	20000.00	16000.00	16000.00	17000.00	17000.00	17000.00
GAS BURNER DOUBLE SPFY.BRAND	EACH	2198.08	1500.00	1800.00	1600.00	1700.00	1800.00	1850.00	2000.00
ELECT. IRON PHILIPS MDL.1120	EACH	1600.00	1700.00	2000.00	1200.00	1500.00	1700.00	2500.00	2000.00
ELECTRIC JUICER FOR APPLE	EACH	5163.46	3600.00	6000.00	3000.00	3000.00	1700.00	5000.00	3500.00
S.STEEL DEGHCHI MEDIUM SIZE ***	EACH	715.38	500.00	700.00	480.00	490.00	600.00	500.00	500.00
ALUMINIUM COOKING PAN (DEGCHI) MED SIZE	EACH	715.38	450.00	360.00	370.00	380.00	450.00	460.00	450.00
NON STICK COOKING PAN (DEGCHI) SUP. QLTY	EACH	915.38	550.00	1000.00	550.00	560.00	550.00	560.00	900.00
FRYING PAN STEEL AVG. QLTY MED. SIZE	EACH	381.73	200.00	350.00	260.00	260.00	300.00	460.00	190.00
TAWA IORN (MEDIUM SIZE) AVG. QLTY	EACH	365.38	218.75	350.00	250.00	250.00	300.00	400.00	190.00
S.STEEL PLATE A.QLTY.(M.SIZE)	EACH	93.27	40.63	80.00	55.00	60.00	70.00	120.00	80.00
TABLE SPOON S.STEEL SUP.QLTY.	DOZEN	270.00	300.00	320.00	250.00	280.00	350.00	650.00	250.00
WATER SET JUG+6 GLASSES (OMROC)	SET	615.38	400.00	480.00	350.00	370.00	550.00	475.00	600.00
TEA SET PAK. CHINAWARE 21 PCS.	SET	1624.62	950.00	1700.00	1250.00	1450.00	1750.00	1450.00	2500.00
DINNER SET PLASTIC 72 PIECES SUPERIOR QLTY	SET	7153.85	3000.00	5000.00	2600.00	2200.00	6250.00	2900.00	6200.00
HOTPOT SET PLASTIC 3 PCS.	SET	1330.77	1012.50	1200.00	1000.00	1000.00	1500.00	1550.00	1200.00
BUCKET(BALTI) PLASTIC MED.SIZ	EACH	415.38	270.00	700.00	300.00	290.00	300.00	450.00	300.00
LOTA PLASTIC (MED SIZE) AVERAGE QUALITY	EACH	83.46	50.00	60.00	50.00	50.00	67.50	55.00	50.00
PRESURE COOKER 4 LTR.	EACH	1861.54	900.00	1800.00	850.00	900.00	1500.00	1800.00	1300.00
WATER COOLER 9/10 LTR.PLASTIC ***	EACH	615.38	400.00	800.00	600.00	630.00	600.00	500.00	500.00
THERMOS STARVAC 1 LTR	EACH	394.71	300.00	550.00	350.00	350.00	650.00	460.00	500.00
BULB PHILIPS 100-WATTS	EACH	35.00	30.00	32.00	30.00	30.00	30.00	30.00	35.00
TUBE LIGHT PHILIPS 40 WATTS	EACH	100.00	100.00	110.00	110.00	110.00	97.50	95.00	120.00
ELECTRIC BLUBS "0" WATTE LOCAL	EACH	25.00	25.00	25.00	20.00	20.00	22.00	20.00	20.00
ELECTRIC BLUB ENERGY SAVER 14 WATTS	EACH	170.00	170.00	160.00	110.00	110.00	155.00	175.00	120.00
WASHING SOAP 250 GMS SPECIFY BRAND NAME	EACH	20.00	30.00	35.00	27.00	25.00	30.00	35.00	30.00
SURF EXCEL 400 GMS POLY BAG	EACH	125.00	110.00	125.00	125.00	125.00	110.00	125.00	125.00
WASHING POWDER 1000 GRM	EACH	185.00	185.00	180.00	175.00	175.00	185.00	185.00	185.00
WASHING POWDER (WHEEL/ BONUS) 100 GRAMS	EACH	95.00	95.00	95.00	85.00	85.00	95.00	85.00	90.00
CLEANSER POWDER VIM 1000 GM	PKT.	72.22	77.78	72.22	66.67	66.67	72.22	66.67	66.67
FINIS 500 ML	BOTTLE	180.00	225.00	200.00	125.00	125.00	180.00	165.00	225.00
PHNYLE TYPHONE/FINIS/CARRANITE 3 LITRES	BOTTLE	120.00	120.00	150.00	110.00	110.00	135.00	120.00	140.00
HARPIC	BOTTLE	145.00	145.00	145.00	125.00	125.00	145.00	145.00	145.00
BOOT POLISH CHERRY/KIWI 50ML	EACH	100.00	122.22	100.00	100.00	100.00	100.00	100.00	100.00
ROBIN BLUE (35 GRAMS)	PKT.	35.00	25.67	35.00	30.00	30.00	30.00	30.00	45.00
TISSU PAPER PERFUMED 100 PCS.	PKT	123.08	110.00	100.00	90.00	90.00	100.00	130.00	100.00
TOILET PAPER ROLL (R.PETEL)	P/ROLL	42.00	32.00	40.00	35.00	35.00	35.00	35.00	30.00
BOOT POLISH LIQUID CHEERY BLOSSOM KIWI 75 ML	BOTTLE	140.00	135.00	150.00	120.00	120.00	140.00	120.00	140.00
MATCH BOX SMALL	EACH	2.00	2.00	3.00	3.00	3.00	2.00	2.50	2.00
DRY CELL 1.5 VOLT(LOCAL)	EACH	15.00	15.00	25.00	20.00	20.00	25.00	20.00	25.00
HAND STITCHING NEEDLE M.SIZE	PACKET	8.00	6.00	8.00	5.00	5.00	10.00	9.00	6.00
SEWING MACHINE NEEDLE (SINGER)	EACH	5.00	6.00	8.00	5.00	5.00	8.00	7.00	5.00
HOUSEHOLD SERVANT FEMALE P/T	P/MNTH	2653.85	1025.00	2000.00	600.00	800.00	1500.00	1250.00	1500.00
MARRIAGE HALL WITH FURNITURE	P/HEAD	301.54	95.63	70.00	90.00	60.00	150.00	150.00	80.00
SEPTRAN TABLETS	10TAB.	15.00	15.00	15.00	15.00	15.00	15.00	15.00	15.00
BRUFEN TABS 200-MG.	10TAB.	10.00	10.00	10.00	10.00	10.00	10.00	10.00	10.00
PANADOL TAB. EXTRA/PLAIN	10TAB.	10.00	10.00	10.00	10.00	10.00	10.00	10.00	10.00
DISPRIN TAB.	10TAB.	10.00	10.00	10.00	10.00	10.00	10.00	10.00	10.00
TRISIL TAB.	10 TAB	10.00	10.00	10.00	10.00	10.00	10.00	10.00	10.00
FLAGYL TAB. 200 MG.	10TAB.	10.00	10.00	10.00	10.00	10.00	10.00	10.00	10.00
VENTOLIN TAB. 2MG.	10TAB.	9.00	9.00	9.00	9.00	9.00	9.00	9.00	9.00
DAONIL TAB. 5 MG.	10TAB.	17.00	17.00	17.00	17.00	17.00	17.00	17.00	17.00

Contd.

7.11 Intercity Consumer Prices January, 2016

Description	Unit	Karachi	Hyder- abad	Nawab- shah	Mirpur-khas	Mithi	Sukkar	Larkana	Dadu
ENTOX TAB.	10TAB.	10.00	10.00	10.00	10.00	10.00	10.00	10.00	10.00
RENITEC TAB. 5 MG.	10TAB.	59.00	59.00	59.00	59.00	59.00	59.00	59.00	59.00
CAC. 1000 TAB	BOTTLE	122.00	122.00	122.00	122.00	122.00	122.00	122.00	122.00
AMOXIL CAPSOLE 250 MG.S	10CAP.	36.00	36.00	36.00	36.00	36.00	36.00	36.00	36.00
CALCIUM SYRUP SANDOZ	BOTTLE	64.00	64.00	64.00	64.00	64.00	64.00	64.00	64.00
LEDERPLEX SYRUP	BOTTLE	35.00	35.00	35.00	35.00	35.00	35.00	35.00	35.00
SANCOS SYRUP (50 ML.)	BOTTLE	30.00	30.00	30.00	30.00	30.00	30.00	30.00	30.00
PHENERGAN SYRUP 120 ML.	BOTTLE	33.00	33.00	33.00	33.00	33.00	33.00	33.00	33.00
CALPOL SYRUP 60 ML.	BOTTLE	28.00	28.00	28.00	28.00	28.00	28.00	28.00	28.00
HYDRYLLIN SYRUP 120 ML.	BOTTLE	65.00	65.00	65.00	65.00	65.00	65.00	65.00	65.00
POLYFAX EYE OINTMENT	TUBE	21.00	21.00	21.00	21.00	21.00	21.00	21.00	21.00
BETNESOL EYE DROPS	BOTTLE	33.89	33.89	33.89	33.89	33.89	33.89	33.89	33.89
EAR DROPS (CARDISPORINE) ***	BOTTLE	21.00	21.00	21.00	21.00	21.00	21.00	21.00	21.00
BETNOVATE-N OINTMENT 5 GMS	TUBE	16.00	16.00	16.00	16.00	16.00	16.00	16.00	16.00
BURNOL CREAM 30 GRM	TUBE	16.00	16.00	16.00	16.00	16.00	16.00	16.00	16.00
VICKS VAPORUB/BALM	BOTTLE	36.00	36.00	36.00	36.00	36.00	36.00	36.00	36.00
GLYCRINE SMALL BOTTLE	BOTTLE	20.00	25.00	25.00	20.00	15.00	15.00	15.00	27.50
JOUHAR JOSHANDA	PKT.	8.00	8.00	6.00	6.00	6.00	8.00	6.00	6.00
GALXOS-D (450 GRMS)	PKT.	157.50	157.50	151.88	151.88	151.88	157.50	157.50	151.88
GRIPE-WATER WOODWARDS	BOTTLE	55.00	55.00	50.00	50.00	50.00	55.00	50.00	55.00
SANIPLAST ONE PUTTY	EACH	2.00	2.00	2.00	1.00	1.00	2.00	2.00	2.00
O.R.S. (NIMCOL)	PKT.	17.00	17.00	15.00	15.00	15.00	15.00	15.00	15.00
DETTOL (MEDIUM)	BOTTLE	46.80	46.80	46.80	46.80	46.80	46.80	46.80	46.80
COTTON BANDAGE 2" - 4"	EACH	8.62	8.00	8.00	15.00	15.00	12.50	15.00	10.00
THERMOMETER CHINA	EACH	45.00	30.00	40.00	40.00	35.00	40.00	35.00	50.00
DOCTOR (MBBS) CLINIC FEE	P/PAT.	100.00	100.00	200.00	100.00	100.00	100.00	300.00	150.00
URINE TEST (DR) CHARGES	P/TEST	129.23	90.00	140.00	70.00	70.00	170.00	100.00	50.00
BLOOD TEST (CP) CHARGES	P/TEST	265.38	212.50	300.00	200.00	200.00	290.00	200.00	200.00
SUGAR TEST (RANDOM/FASTING BOTH) CHARGES	P/TEST	315.38	160.00	240.00	200.00	200.00	200.00	240.00	120.00
ECG CHARGES	P/TEST	361.54	213.13	350.00	200.00	200.00	350.00	200.00	200.00
X-RAY (CHEST) CHARGES	P/X-RAY	330.77	209.38	400.00	200.00	200.00	300.00	350.00	200.00
CAR SUZUKI 800 CC (W/O. A/C)	EACH	630000.00	630000.00	630000.00	630000.00	0.00	630000.00	632000.00	0.00
CAR SUZUKI 1000 CC	EACH	1044000.00	1044000.00	1044000.00	1044000.00	0.00	0.00	0.00	0.00
CAR TOYOTA 1300 CC	EACH	1767500.00	1767500.00	1767500.00	0.00	0.00	0.00	0.00	0.00
CAR HONDA CIVIC	EACH	2053000.00	0.00	2053000.00	0.00	0.00	0.00	0.00	0.00
MOTORCYCLE HONDA CD-70.	EACH	63500.00	63500.00	64000.00	63500.00	63500.00	64000.00	63500.00	63500.00
MOTORCYCLE YAMAHA 100CC.	EACH	78600.00	79300.00	79300.00	0.00	0.00	78500.00	79300.00	0.00
MOTOR CYCLE HERO 70 CC	EACH	46000.00	43000.00	44000.00	44500.00	0.00	43000.00	43000.00	0.00
BICYCLE WITH TYRES & TUBES	EACH	6303.85	7600.00	9300.00	7500.00	7900.00	7600.00	7900.00	7000.00
TYRE CAR WITH TUBE GENERAL	EACH	3500.00	2800.00	3800.00	3300.00	3400.00	3200.00	3800.00	4000.00
TYRE MOTOR CYCLE WITHOUT TUBE	EACH	1357.69	1100.00	1210.00	1250.00	1280.00	1200.00	1300.00	1300.00
TYRE CYCLE SPECIFY BRAND NAME	EACH	365.38	350.00	400.00	380.00	390.00	350.00	380.00	420.00
TYRE CAR W/O TUBE	EACH	3061.54	3000.00	3200.00	3100.00	3150.00	2700.00	2700.00	3600.00
PETROL SUPER	LITRE	76.26	76.26	76.26	76.26	76.26	76.26	76.26	76.26
HIGH SPEED DIESEL HSD	LITRE	80.79	80.79	80.79	80.79	80.79	80.79	80.79	80.79
CNG	K.G.	67.50	67.50	0.00	67.50	0.00	67.50	67.50	67.50
GAS CYLINDER STAND. SIZE	EACH	1100.00	1100.00	1430.00	1050.00	1100.00	1210.00	1155.00	1320.00
MOTOR CYCLE SERVICE CHARGES	EACH	371.15	300.00	250.00	250.00	250.00	250.00	400.00	250.00
CAR SERVICE CHARGES	EACH	438.46	450.00	500.00	300.00	300.00	350.00	600.00	400.00
TYRE PUNCTURE CHARGES	EACH	50.00	60.00	70.00	70.00	50.00	75.00	80.00	80.00
CYCLE OVERHAULING CHARGES	EACH	203.85	300.00	275.00	200.00	200.00	200.00	300.00	200.00
CAR TAX FOR 800CC TO 1300CC	YEARLY	1750.00	1750.00	1750.00	1750.00	1750.00	1750.00	1750.00	1750.00
TRAIN FARE ECO. 1-100 KM.	P/KM.	0.68	0.68	0.68	0.68	0.00	0.68	0.68	0.68
TRAIN FARE ECO. 101-500 KM.	P/KM.	0.98	0.98	0.98	0.98	0.00	0.98	0.98	0.98
TRAIN FARE ECO. > 500 KM.	P/KM.	0.89	0.89	0.89	0.89	0.00	0.89	0.89	0.89
TRAIN FARE IST SLP. 1-100KM	P/KM.	2.10	2.10	2.10	2.10	0.00	2.10	2.10	2.10
TRAIN FARE IST SLP. 101-500 KM	P/KM.	2.59	2.59	2.59	2.59	0.00	2.59	2.59	2.59
TRAIN FARE IST SLP. > 500 KM	P/KM.	1.99	1.99	1.99	1.99	0.00	1.99	1.99	1.99
TRAIN FARE A/C SLP. 1-100KM.	P/KM.	5.76	5.76	5.76	5.76	0.00	5.76	5.76	5.76
TRAIN FARE A/C SLP. 101-500KM	P/KM.	4.59	4.59	4.73	4.59	0.00	4.59	4.59	4.59
TRAIN FARE A/C SLP > 500KM.	P/KM.	4.16	4.16	4.16	4.16	0.00	4.16	4.16	4.16

Contd.

7.11 Intercity Consumer Prices January, 2016

Description	Unit	Karachi	Hyder- abad	Nawab- shah	Mirpur-khas	Mithi	Sukkar	Larkana	Dadu
PLATFORM TICKET	EACH	10.00	10.00	10.00	10.00	0.00	10.00	10.00	10.00
AUTO RICKSHAW FARES	KM/MIN	75.00	40.00	80.00	60.00	90.00	80.00	60.00	40.00
FULL TONGA CHARGES	KM/MIN	70.00	80.00	35.00	60.00	0.00	80.00	65.00	0.00
TAXI 4 SEATER FARE	KM/MIN	75.00	60.00	100.00	90.00	90.00	80.00	60.00	60.00
BUS FARE MIN (WITHIN CITY)	TICKET	10.00	10.00	0.00	10.00	0.00	0.00	0.00	0.00
BUS FARE MAX (WITHIN CIT	TICKET	15.00	15.00	0.00	15.00	0.00	0.00	0.00	0.00
BUS FARE OUTSIDE CITY	P/KM.	0.88	0.88	0.88	0.88	0.88	0.88	0.88	0.88
A/C BUS FARE OUTSIDE CITY	P/KM.	1.50	1.50	1.50	1.50	1.50	1.50	1.50	1.50
MINIBUS FARE MIN.WITH IN CITY	TICKET	10.00	10.00	0.00	0.00	0.00	0.00	0.00	0.00
MINIBUS FARE MAX.WITH IN CITY	TICKET	16.00	16.00	0.00	0.00	0.00	0.00	0.00	0.00
SUZUKI FARE MIN.WITH IN CITY	TICKET	10.00	10.00	0.00	10.00	0.00	10.00	10.00	0.00
SUZUKI FARE MAXIMUM W.IN CITY	TICKET	16.54	15.00	0.00	10.00	0.00	15.00	10.00	0.00
AIR FARE ECONOMY CLASS.	P/KM.	19.26	19.26	19.26	0.00	0.00	19.26	19.26	0.00
POSTAL ENVELOPE DOMESTIC	EACH	8.00	8.00	8.00	8.00	8.00	8.00	8.00	8.00
ENVELOPE FOR SAUDI ARABIA	EACH	50.00	50.00	50.00	50.00	50.00	50.00	50.00	45.00
POSTAL REGISTRATION CHARGES	EACH	38.00	28.00	28.00	28.00	28.00	28.00	38.00	28.00
U.M.S. REG CHARGES MIN.	EACH	59.00	59.00	59.00	59.00	59.00	59.00	59.00	59.00
T.C.S. CH. MIN.WITH IN ZONE	EACH	120.00	150.00	110.00	110.00	110.00	110.00	110.00	110.00
TELEPHONE CHARGES LOCAL CALL	P/CALL	3.94	3.94	3.94	3.94	3.94	3.94	3.94	3.94
TEL CHARGES OUT SIDE CITY	P/CALL	3.94	3.94	3.94	3.94	3.94	3.94	3.94	3.94
INTERNET CHARGES	P/HOUR	20.00	25.00	30.00	20.00	20.00	30.00	20.00	30.00
MOBILE CELL CHARGES	P/UNIT	3.00	3.00	3.06	3.00	3.00	3.00	3.50	3.06
FAX CHARGES (LOCAL)	P/PAGE	15.00	20.00	15.00	15.00	20.00	20.00	20.00	20.00
TELEPHONE SET AV. QLTY	EACH	819.23	500.00	500.00	600.00	650.00	575.00	900.00	550.00
MOBILE SET NOKIA/SONY/ERICSON/SAMSUNG WITHOUT CAMERA	EACH	2600.00	2200.00	2500.00	2250.00	2300.00	2700.00	3200.00	2400.00
T.V. 20" COLORED WEGA H-A21.	EACH	19500.00	17300.00	18000.00	18000.00	18000.00	17500.00	20500.00	17000.00
T.V 20" COLOR CHINA/KORIA)	EACH	12000.00	10750.00	11000.00	10000.00	10000.00	12000.00	9000.00	11000.00
V.C.P. PANASONIC/LG/NAT	EACH	4000.00	5000.00	5000.00	6000.00	6000.00	5600.00	4800.00	4500.00
DVD/VCD PLAYER PANASONIC/LG	EACH	4500.00	3500.00	5000.00	3500.00	3000.00	4500.00	3000.00	2750.00
RADIO WITH C.PLAYER NATIONAL	EACH	2009.62	3500.00	3500.00	1500.00	1500.00	2000.00	2900.00	2000.00
PERSONNEL COMPUTER (BRANDED)	EACH	40000.00	31200.00	58000.00	46000.00	46000.00	45000.00	45000.00	27000.00
VID. CASSETTE BLK. TDK/SONY	EACH	140.00	120.00	200.00	120.00	120.00	140.00	170.00	160.00
COM. C.D. (TDK/IMATION)	EACH	50.00	80.00	60.00	50.00	55.00	50.00	55.00	50.00
TAPE RECORDER CASSETTE BLANK	EACH	50.00	60.00	50.00	50.00	55.00	50.00	55.00	50.00
VIDEO GAME SEGA 16 BYTE	EACH	1400.00	1000.00	1100.00	1800.00	0.00	1350.00	1500.00	1150.00
CINEMA A/C. HIGH CLASS	TICKET	150.00	60.00	0.00	30.00	0.00	0.00	0.00	0.00
CINEMA NON-A/C HIGH CLASS	TICKET	120.00	40.00	50.00	20.00	0.00	0.00	60.00	35.00
CABLE CHARGES	PER MONT	400.00	300.00	250.00	300.00	200.00	300.00	375.00	300.00
TV.LICENCE FEE DOMESTIC	YEARLY	420.00	420.00	420.00	420.00	420.00	420.00	420.00	420.00
ENGLISH BOOK CLASS V1	EACH	56.65	56.65	56.65	56.65	56.65	56.65	56.65	56.65
ENGLISH BOOK CLASS IX OR X	EACH	43.15	43.15	43.15	43.15	43.15	43.15	43.15	43.15
ENG. BOOK IST.YR COMPLETE SET	EACH	118.15	118.15	118.15	118.15	118.15	118.15	118.15	118.15
ENGLISH BOOK BA/B.SC	EACH	150.00	150.00	150.00	150.00	150.00	150.00	150.00	150.00
URDU BOOK CLASS V (T.B.BORD)	EACH	64.80	64.80	64.80	64.80	64.80	64.80	64.80	64.80
URDU BOOK CLASS IX(X(T.B.B)	EACH	53.35	53.35	53.35	53.35	53.35	53.35	53.35	53.35
URDU BOOK IST.YEAR/INTER	EACH	46.10	46.10	46.10	46.10	46.10	46.10	46.10	46.10
URDU BOOK BA/B.SC	EACH	120.00	120.00	120.00	120.00	120.00	120.00	120.00	120.00
MATHS BOOK CALSS V (T.B.B)	EACH	54.75	54.75	54.75	54.75	54.75	54.75	54.75	54.75
MATHS BOOK CLASS IX OR X	EACH	191.85	191.85	191.85	191.85	191.85	191.85	191.85	191.85
MATHS BOOK IST.YEAR (T.B.B)	EACH	115.90	115.90	115.90	115.90	115.90	115.90	115.90	115.90
PAKISTAN STUDIES BOOK BA/B.SC	EACH	125.00	125.00	125.00	125.00	125.00	125.00	125.00	125.00
DAILY "DAWN"	P/COPY	19.00	19.00	19.00	19.00	19.00	19.00	19.00	19.00
DAILY "JANG"	P/COPY	12.00	12.00	12.00	12.00	12.00	12.00	12.00	12.00
DAILY "NAWA-E-WAQT"	P/COPY	12.00	12.00	12.00	12.00	12.00	12.00	12.00	12.00
WEEKLY "AKHBAR-E-JAHAN"	P/COPY	55.00	55.00	55.00	55.00	55.00	55.00	55.00	55.00
WEEKLY "MAG"	P/COPY	45.00	45.00	45.00	45.00	45.00	45.00	45.00	45.00
MONTHLY "NAUNEHAL DIGEST"	P/COPY	35.00	35.00	35.00	35.00	35.00	35.00	35.00	35.00
PAPER FOOLSCAPE (27"x17")	QUIRE	46.54	30.00	27.00	30.00	25.00	45.00	50.00	35.00
EXERCISE.BOOK LINED 80/100 PGS	EACH	36.54	18.00	30.00	15.00	15.00	40.00	20.00	20.00
PENCILGOLDFISH/DEER	EACH	7.00	6.00	6.00	7.00	7.00	6.00	6.00	5.00
PEN INK DOLLOR 57 ML BOTTLE	EACH	25.00	20.00	20.00	25.00	25.00	25.00	25.00	20.00

Contd.

7.11 Intercity Consumer Prices January, 2016

Description	Unit	Karachi	Hyder- abad	Nawab- shah	Mirpur-khas	Mithi	Sukkar	Larkana	Dadu
PHOTOSTATE PAPER 70 GM	PRT	480.00	225.00	360.00	320.00	350.00	400.00	340.00	340.00
BALL PEN (local)	EACH	8.00	6.00	7.00	10.00	10.00	7.00	7.00	8.00
FOUNTAIN PEN HERO/WINGS/CHINA	EACH	40.00	25.00	50.00	20.00	25.00	40.00	42.50	30.00
PRIVATE SCHOOL FEE ENGLISH MEDIUM AVERAGE STANDARD (CLASS I)	PER MONTI	861.54	1081.25	1500.00	500.00	350.00	1300.00	900.00	1695.00
PRIVATE SCHOOL FEE ENGLISH MEDIUM AVERAGE STANDARD (CLASS V)	PER MONTI	961.54	1068.75	2100.00	700.00	450.00	1300.00	950.00	2185.00
PRIVATE SCHOOL FEE ENGLISH MEDIUM AVERAGE STANDARD (CLASS VI)	PER MONTI	1461.54	1043.75	2700.00	800.00	500.00	1400.00	1200.00	2185.00
PRIVATE SCHOOL FEE ENGLISH MEDIUM AVERAGE STANDARD (CLASS X)	PER MONTI	1923.08	1406.25	3300.00	1000.00	500.00	1400.00	1300.00	2415.00
PRIVATE MEDICLE COLLEGE FEE MBBS (1ST YEAR)	PER MONTI	54166.66	50000.00	0.00	29166.00	0.00	0.00	0.00	0.00
PRIVATE ENGINEERING COLLEGE FEE (ISTR YEAR)	PER MONTI	8333.33	0.00	0.00	0.00	0.00	0.00	0.00	0.00
GOVT. COLLEGE FEE 1ST. YEAR	MONTH	45.00	35.00	40.00	35.00	35.00	35.00	35.00	35.00
GOVT. COLLEGE FEE 4TH. YEAR	MONTH	75.00	75.00	67.50	67.50	70.00	67.50	75.00	75.00
GOVT. UNIVERSITY FEE MSC.	MONTH	1300.00	385.00	1550.00	354.17	354.17	0.00	0.00	354.17
GOVT. MED. COLLEGE FEE MBBS	MONTH	2417.00	2200.00	2000.00	0.00	2000.00	2000.00	4200.00	2000.00
GOVT. ENGG. COLL. FEE I YEAR	MONTH	1480.00	1000.00	333.33	0.00	0.00	0.00	1500.00	0.00
COACHING FEE FOR CLASS IX/X	PER MONTI	1800.00	500.00	1200.00	500.00	600.00	1000.00	600.00	500.00
COACHING CHARGES FOR CLASS 1ST YEAR/INTER (SCIENCE)	PER MONTI	2000.00	1000.00	1200.00	800.00	900.00	2000.00	700.00	500.00
COACHING CHARGES FOR CLASS 1ST YEAR/INTER (COMMERCE)	PER MONTI	1800.00	600.00	1200.00	700.00	600.00	1080.00	600.00	500.00
I.T. TUITION FEES	PER MONTI	3000.00	2000.00	1600.00	0.00	0.00	1500.00	1500.00	600.00
MBA TUITION FEES	PER MONTI	8153.85	2500.00	0.00	0.00	0.00	6300.00	2500.00	0.00
BREAD TANDOORI ST. SIZE	EACH	9.31	10.00	7.00	7.00	7.00	10.00	7.00	6.00
COOKED MUTTON (AV. HOTEL)	PLATE	136.15	137.50	150.00	120.00	130.00	175.00	100.00	70.00
COOKED BEEF (AV. HOTEL)	PLATE	71.92	72.50	70.00	80.00	50.00	112.50	70.00	50.00
COOKED DAL (AV. HOTEL)	PLATE	53.08	46.25	60.00	50.00	50.00	50.00	70.00	40.00
CHICKEN BIRYANI FULL/DOUBLE	PLATE	153.08	100.00	100.00	100.00	100.00	157.50	200.00	120.00
TEA PREPARED (ORDINARY)	CUP	21.54	20.00	25.00	25.00	25.00	20.00	22.50	20.00
HAIRCUT CHARGES FOR MEN	P/CUT	79.23	70.00	100.00	50.00	50.00	70.00	100.00	50.00
BEAUTY PORL HAIR STYL CHARGE	P/STY.	457.69	225.00	250.00	150.00	100.00	175.00	350.00	250.00
SHAVING CHARGES	PER SHV	43.08	40.00	50.00	20.00	20.00	35.00	50.00	30.00
LIPSTICK S.MISS/MEDORA	EACH	120.00	120.00	120.00	110.00	110.00	100.00	110.00	90.00
NAIL POLISH S.MISS/MEDORA	EACH	110.00	70.00	95.00	90.00	90.00	85.00	80.00	50.00
PERFUME MED.SIZE MEDORA/BROACH	EACH	200.38	120.00	200.00	200.00	220.00	120.00	210.00	185.00
HAIR-OIL AMLA/CHAMBELI	BOTTLE	120.00	110.00	120.00	120.00	120.00	120.00	120.00	120.00
TOILET SOAP LUX 95 GRAMS	EACH	34.70	34.70	34.70	34.70	34.70	34.70	34.70	34.70
TOILET SOAP LIFEBOUY 140 GRM	EACH	35.00	36.00	36.00	36.00	36.00	37.00	36.00	37.00
TOILET SOAP SAFEGUARD BATH SIZE	EACH	46.00	48.00	50.00	48.00	48.00	50.00	48.00	50.00
TOOTHPASTE MACKLINES 70 GRM	EACH	50.00	50.00	50.00	50.00	50.00	50.00	50.00	50.00
TOOTHPAST MED SIZE CLGATE 70 GMS	EACH	60.67	65.00	60.67	60.67	60.67	60.67	60.67	60.67
TOOTHBRUSH SHIELD A/PLAUQUE	EACH	35.00	35.00	40.00	35.00	40.00	45.00	40.00	35.00
TOOTHPOWDER DENTONIC 90 GRM	EACH	28.00	28.00	25.00	25.00	25.00	28.00	25.00	25.00
HAIR-COLOUR BEGIN (6 GMS)	EACH	100.00	110.00	100.00	100.00	100.00	100.00	100.00	90.00
HAIR COLOUR (KALAKOLA)	BOTTLE	130.00	120.00	120.00	130.00	130.00	130.00	120.00	120.00
FACECREAM PONDS (MEDIUM)	EACH	120.00	120.00	110.00	120.00	120.00	120.00	120.00	120.00
TALC POWDER VICE ROAY,B.CAT	EACH	145.00	130.00	130.00	150.00	160.00	150.00	150.00	140.00
BLADE TREET ORDINARY 10'S	PKT.	40.00	35.00	40.00	35.00	30.00	45.00	45.00	40.00
BLADE 7-O-CLOCK STAIN. 5'S	PKT.	35.00	30.00	40.00	30.00	32.00	38.00	32.50	35.00
SHAMPOO SUNSILK/PAINTIN 100 ML	BOTTLE	110.00	110.00	110.00	110.00	110.00	100.00	110.00	110.00
BEAUTY CREAM (FAIR & LOVELY)	EACH	110.00	155.00	165.00	175.00	175.00	165.00	155.00	175.00
HAIR REMOVING CREAM (EU-CREAM)	TUBE	60.00	60.00	60.00	60.00	60.00	80.00	60.00	60.00
GEL MEDIUM SIZE	BOTTLE	60.00	55.00	67.50	55.00	75.00	70.00	75.00	120.00
DISPOSABLE RAZOR GILLET-II	EACH	35.00	42.00	45.00	35.00	35.00	45.00	40.00	40.00
SHAVING CREAM TOUCH-ME/ADM.	EACH	65.00	55.00	55.00	55.00	60.00	55.00	60.00	60.00
GOLD TEZABI 24 CT	10 GM.	36709.00	38750.00	38500.00	38151.00	38151.00	39400.00	38062.00	38576.00
SILVER TEZABI 24 CT	10 GM.	500.00	540.00	600.00	570.00	570.00	625.00	575.00	680.00
ARTIFICIAL JEWELLARY SET	SET	1267.31	400.00	1700.00	375.00	500.00	600.00	1100.00	250.00
WRIST WATCH GENTS CITIZEN (ORIGINAL) ***	EACH	2861.54	3100.00	3750.00	2500.00	2600.00	2600.00	3050.00	2500.00
WRIST WATCH LADIES CITIZEN (ORIGINAL) ***	EACH	2861.54	3050.00	3750.00	2500.00	2600.00	2500.00	2550.00	2500.00
WALL CLOCK QUARTZ AV.QLTY	EACH	500.96	312.50	500.00	350.00	300.00	475.00	475.00	200.00
SUITCASE REXIN (24"x16"x6")	EACH	1688.46	800.00	1600.00	850.00	900.00	1550.00	1150.00	900.00
TRUNK MEDIUM SIZE ***	EACH	1900.00	1075.00	1600.00	1100.00	1000.00	2000.00	1150.00	1200.00
PURSE LADIES (LEATHER) AVERAGE QUALITY	EACH	1738.46	475.00	800.00	550.00	500.00	600.00	1150.00	400.00

7.11 Intercity Consumer Prices January, 2016

Description	Unit	Peshawar	Mardan	Abbott- abad	Bannu	D.I. Khan	Mingora
WHEAT	10 KG.	350.00	330.00	400.00	352.50	328.75	305.00
WHEAT FLOUR FINE/SUPERIOR.	KG.	44.67	43.50	49.00	43.00	38.75	45.00
WHEAT FLOUR AVG. QLTY	KG.	39.83	39.25	44.00	41.50	37.50	40.00
WHEAT FLOUR BAG	10 KG.	390.00	385.00	440.00	407.50	390.00	390.00
MAIDA	KG.	54.00	50.00	52.50	61.00	49.00	52.50
SUJI	KG.	57.67	50.00	57.50	50.00	50.00	52.50
BESAN AV. QLTY.	KG.	127.50	122.50	120.00	132.50	117.50	82.50
RICE BASMATI SUP. QLTY.	KG.	100.00	115.00	120.00	100.00	101.25	115.00
RICE BASMATI 385/386	KG.	106.67	107.50	87.50	92.50	95.75	60.00
RICE BASMATI BROKEN AV.QLTY	KG.	67.50	70.00	80.00	49.00	62.50	50.00
RICE IRR1-6 (SINDH/PUNJAB)	KG.	41.67	45.00	40.00	52.50	42.50	45.00
VERMICELLI	KG.	80.00	80.00	80.00	75.00	72.50	80.00
BREAD PLAIN MEDIUM SIZE	EACH	35.00	35.00	35.00	35.00	30.00	40.00
RUSK (PAPAY)	KG.	181.67	200.00	150.00	140.00	150.00	300.00
BISCUITS-PACKED	PKT	35.00	35.00	35.00	38.75	35.00	35.00
BISCUIT-BAKERY (LOOSE)	250 GM	69.17	60.00	55.00	52.50	55.00	65.00
CORNFLAKS FAUJI 225 GM.	PKT	207.00	207.00	166.50	120.00	175.00	170.00
SAMOSA (VEGATABLE)	EACH	7.33	8.00	10.00	17.50	10.00	10.00
PASTRY AV.QLTY.	EACH	25.00	30.00	17.50	20.00	25.00	20.00
PATTIES (VEGATABLES)	EACH	24.17	30.00	20.00	30.00	20.00	15.00
NIMCO	250 GM	54.17	60.00	60.00	50.00	55.00	50.00
CHIPS	250 GM	61.67	60.00	80.00	85.00	55.00	60.00
BEEF WITH BONE AV.QLTY.	KG	307.50	285.00	257.50	290.00	270.00	280.00
MUTTON AV.QLTY.	KG	650.00	550.00	525.00	510.00	575.00	525.00
CHICKEN FARM BROILER (LIVE)	KG	144.00	150.00	135.00	160.00	128.25	165.00
FISH-RAHU MEDIUM SIZE	KG	236.67	250.00	265.00	360.00	280.00	250.00
MILK FRESH (UNBOILED)	LTR.	82.50	80.00	85.00	77.50	70.00	100.00
CURD	KG.	91.67	100.00	87.50	86.25	80.00	100.00
MILK TETRA PACK 1/2 LTR.	PKT.	60.00	60.00	70.00	58.00	60.00	55.00
LACTOGEN 400 GRAMS	PKT.	425.00	435.00	435.00	425.00	430.00	425.00
POWDER MILK NIDO 400GM.	PKT	380.00	380.00	377.50	360.00	370.00	350.00
MILK POWDER LOOSE/PACKED	KG.	500.00	445.00	540.00	557.50	430.00	500.00
BUTTER LOCAL PACKED	50 GM.	25.00	28.00	25.00	41.00	35.00	25.00
EGGS FARM	DOZ	100.00	100.00	100.00	100.00	101.25	102.50
MUSTARD OIL AV.QLTY.	KG.	220.00	240.00	245.00	193.75	190.00	210.00
COOKING OIL (DALDA)	2.5LTR	455.00	455.00	440.00	475.00	435.00	445.00
COOKING OIL (PAKWAN) OTHER BRAND SPECIFY	2.5 LTR	376.67	370.00	330.00	415.00	440.00	300.00
VEGETABLE GHEE TIN	2.5KG.	450.00	450.00	440.00	470.00	460.00	480.00
VEGETABLE GHEE (LOOSE)	KG.	145.00	145.00	135.00	155.00	143.75	145.00
DATES AV.QLTY.	KG.	170.00	170.00	240.00	200.00	157.50	190.00
PISTACHIO AV.QLTY.	50 GM.	75.00	80.00	75.00	85.00	60.00	110.00
ALMONDS WHOLE AV.QLTY.	KG.	800.00	800.00	425.00	625.00	415.00	750.00
COCONUT DRY AV.QLTY.	KG.	263.33	265.00	300.00	300.00	300.00	240.00
RAISINS AV.QLTY.	50 GM.	19.50	17.50	19.00	13.50	14.75	25.00
GROUNDNUTS (WITH SHELL)	KG.	168.33	162.50	210.00	155.00	138.75	140.00
MALTA/MOSAMBI	DOZ	100.00	90.00	120.00	72.50	80.00	140.00
KINNU	DOZ	71.67	70.00	37.50	60.00	76.25	80.00
APPLE	KG	108.33	90.00	105.00	120.00	127.50	110.00
ALOO BUKHARA	KG	0.00	0.00	0.00	0.00	0.00	0.00
POMEGRANATE (ANNAR)	KG	151.67	120.00	200.00	250.00	140.00	200.00
GRAPES	KG	0.00	0.00	0.00	0.00	0.00	0.00
BANANAS	DOZ	71.67	50.00	55.00	55.00	57.50	70.00
MANGO KALMI	KG	0.00	0.00	0.00	0.00	0.00	0.00
GUAVA	KG	105.00	70.00	72.50	60.00	57.50	80.00
WATERMELON (TURBOOZ)	KG	0.00	0.00	0.00	0.00	0.00	0.00
MUSKMELON (KHARBOOZA)	KG	0.00	0.00	0.00	0.00	0.00	0.00
SWEETMELON (GARMA)	KG	0.00	0.00	0.00	0.00	0.00	0.00
PULSE MASOOR (WHOLE)	KG.	137.92	135.00	125.00	147.50	110.00	110.00
PULSE MASOOR (WASHED)	KG.	137.92	135.00	125.00	150.00	130.00	120.00
PULSE MOONG (WASHED)	KG.	151.67	147.50	147.50	150.00	153.75	140.00
PULSE MASH (WASHED)	KG.	253.33	250.00	252.50	240.00	210.00	240.00

Contd.

7.11 Intercity Consumer Prices January, 2016

Description	Unit	Peshawar	Mardan	Abbott- abad	Bannu	D.I. Khan	Mingora
PULSE GRAM	KG.	130.00	125.00	125.00	120.00	117.50	120.00
GRAM WHOLE BLACK AV.QLTY.	KG.	111.67	105.00	122.50	95.00	60.00	110.00
GRAM WHOLE YELLOW AV.QLTY	KG.	116.67	115.00	125.00	107.50	110.00	115.00
BEANS (LAL LOBIA)	KG.	110.83	100.00	125.00	110.00	122.50	125.00
POTATOES	KG	28.33	25.00	20.00	20.00	20.00	20.00
ONION	KG	51.67	45.00	50.00	40.00	45.00	50.00
TURNIP	KG	25.83	12.50	15.00	20.00	20.00	20.00
RADISH	KG	32.50	12.50	30.00	17.50	8.00	30.00
TOMATOES	KG	46.67	30.00	40.00	27.50	58.75	40.00
CABBAGE	KG	30.83	30.00	15.00	27.50	32.50	30.00
CAULIFLOWER	KG	22.50	12.50	15.00	30.00	33.75	30.00
BRINJAL	KG	0.00	0.00	0.00	0.00	0.00	0.00
PUMPKIN	KG	0.00	0.00	0.00	0.00	0.00	0.00
BOTTLEGOURD	KG	0.00	0.00	0.00	0.00	0.00	0.00
LADY FINGER	KG	0.00	0.00	0.00	0.00	0.00	0.00
PEAS	KG	46.67	35.00	32.50	45.00	37.50	40.00
SPINACH	KG	35.83	17.50	17.50	20.00	28.75	40.00
TINDA	KG	0.00	0.00	0.00	0.00	0.00	0.00
TURAI	KG	0.00	0.00	0.00	0.00	0.00	0.00
KARAILA	KG	0.00	0.00	0.00	0.00	0.00	0.00
ARVI	KG	0.00	0.00	0.00	0.00	0.00	0.00
CHILLIES GREEN	KG	83.33	70.00	65.00	120.00	107.50	80.00
CARROT	KG	27.50	22.50	20.00	20.00	43.75	30.00
COCUMBER (KHEERA)	KG	60.00	40.00	55.00	46.25	47.50	80.00
LEMON	250GM	23.33	17.50	15.00	32.50	22.50	20.00
SUGAR REFINED	KG.	59.83	59.00	61.50	60.00	58.00	65.00
GUR AV.QLTY	KG.	93.33	81.25	90.00	92.50	63.00	87.50
HONEY LANGANESE 500 GM.	BOTTLE	860.00	860.00	900.00	350.00	860.00	500.00
MILO 200 GM.	BOTTLE	200.00	220.00	200.00	200.00	220.00	200.00
CUSTARD POWDER RAFHAN 300 GM.	PKT	76.67	80.00	77.50	85.00	75.00	75.00
TOFFEE (HILAL)	EACH	2.00	1.50	1.00	1.00	1.00	1.00
CHOWKELATE CANDY (SMALL SIZE)	EACH	5.00	5.00	5.00	5.00	5.00	5.00
SWEETMEAT (MIXED)	KG	276.67	260.00	240.00	185.00	247.50	250.00
ICE CREAM WALLS	CUP.	40.00	40.00	40.00	40.00	40.00	40.00
ICE	KG	11.67	10.00	10.00	12.00	10.00	15.00
JAM AHMED/MITCHELLES	BOTTLE	135.00	140.00	130.00	110.00	140.00	127.50
SQUASH-MITCHELLES	BOTTLE	153.33	160.00	160.00	145.00	157.50	160.00
ROOH AFZA	BOTTLE	150.00	150.00	147.50	150.00	150.00	150.00
JAM-E-SHIREEN	BOTTLE	150.00	150.00	160.00	150.00	155.00	150.00
SAUNF	50 GM	20.00	17.50	22.00	15.00	12.00	10.00
CINAMON LOOSE AV. QLTY	50 GM.	20.83	20.00	27.50	30.00	20.00	20.00
CUMINSEED WHITE NATIONAL	50 GM.	54.00	54.00	54.00	52.00	52.00	50.00
PEPPER BLACK NATIONAL	50 GM.	96.00	96.00	100.00	96.00	96.00	96.00
CLOVES LOOSE AV.QLTY	50 GM.	115.00	100.00	125.00	105.00	60.00	85.00
CARDAMOM LARGE LOOSE AV.QLTY	50 GM.	203.33	180.00	140.00	90.00	95.00	85.00
CARDAMOM SMALL AV.QLTY	50 GM.	125.83	110.00	100.00	120.00	77.50	87.50
SALT-POWDERED (LAHORI) LOOSE	KG.	10.00	10.00	10.00	10.00	5.00	15.00
SALT POWDERED (NATIONAL/SHAN)	PKT	25.00	25.00	25.00	20.00	25.00	20.00
CHILLIES POWD.NATIONAL 200GM	PKT	105.00	105.00	105.00	105.00	105.00	105.00
CHILLIES POWDER LOOS	KG.	256.67	250.00	285.00	280.00	230.00	220.00
CORRIANDER SEED POWD.NATIONAL	PKT	104.00	104.00	104.00	104.00	88.00	104.00
CORRIANDER SEED (LOOSE)	KG.	256.67	245.00	280.00	280.00	200.00	230.00
TURMERIC POWD.NATIONAL 50GM	PKT.	35.00	35.00	35.00	35.00	35.00	39.00
CURRY POWD. NATIONAL 200 GM	PKT.	87.00	87.00	87.00	86.00	86.00	87.00
TOMATO KETCHUP AHMED/MITCHL	BOTTLE	101.67	100.00	80.00	70.00	110.00	105.00
PICKLES AHMED/MITCHELLES	BOTTLE	110.00	120.00	100.00	100.00	110.00	102.50
VINEGAR SYNTHETIC (SIRKA)	BOTTLE	80.00	75.00	77.50	40.00	60.00	86.25
GARLIC	KG	236.67	215.00	210.00	240.00	150.00	240.00
GINGER	KG	175.00	155.00	130.00	240.00	200.00	180.00
TAPAL DANEDAR TEA 200GM PACKET	PKT	183.16	166.32	183.16	166.32	183.16	136.84
TEA LIPTON YELLOW LABEL 200GM.	PKT.	189.47	189.47	189.47	189.47	189.47	189.47

Contd.

7.11 Intercity Consumer Prices January, 2016

Description	Unit	Peshawar	Mardan	Abbott- abad	Bannu	D.I. Khan	Mingora
TEA LOOSE KENYA AV.QLTY 250GM.	PKT.	178.33	170.00	175.00	170.00	145.00	160.00
COFFEE-NESCAFE 75 GM. **	BOTTLE	306.67	355.00	350.00	290.00	320.00	330.00
COLD DRINK (STANDARD SIZ)	BOTTLE	25.00	25.00	22.50	25.00	25.00	25.00
FRUIT JUICE TETRA PACK	PKT.	15.00	15.00	17.50	17.50	20.00	27.50
MINERAL WATER NESTLE 1.5 LTR	BOTTLE	45.00	47.50	50.00	50.00	50.00	50.00
CIGARETTES K-2 10'S **	PKT	60.00	55.00	45.00	55.00	50.00	60.00
CIGARETTES CAPSTAN 10'S **	PKT	61.67	60.00	65.00	70.00	60.00	65.00
CIGARETTES GOLD LEAF 20'S	PKT	125.00	120.00	120.00	130.00	120.00	120.00
CIGARETTES MORVEN GOLD 20'S	PKT	61.67	60.00	65.00	70.00	60.00	70.00
BETEL LEAVES	50GM.	73.33	80.00	70.00	80.00	50.00	60.00
BETEL NUTS	KG.	391.67	400.00	400.00	300.00	280.00	400.00
LONG CLOTH 57" GUL AHMED/AL-KARAM	METER	300.00	300.00	200.00	170.00	227.50	185.00
SHIRTING AV.QLTY.	METER	283.33	325.00	160.00	150.00	150.00	175.00
PANT CLOTH W & WEAR AV.QLTY	METER	375.00	362.50	375.00	668.75	265.00	650.00
LAWN PRINTED GUL AHMED/AL-KARAM	METER	360.00	380.00	300.00	190.00	260.00	185.00
GEORGETTE AV.QLTY	METER	110.00	110.00	80.00	97.50	90.00	115.00
LINEN AV.QLTY ***	METER	155.00	175.00	125.00	145.00	80.00	145.00
HEAVY WT SUITING LAWERNCPUR AVG QLTY	METER	2503.33	2250.00	1200.00	900.00	750.00	1562.50
HEAVY WT SUITING LAWERNCPUR SUP QLTY	METER	2726.67	2500.00	2500.00	1050.00	1200.00	1850.00
TROPICAL SUITING LAW.PUR	METER	1553.33	1600.00	1250.00	700.00	750.00	1300.00
PANT BOY 24"/26" LENGTH.	EACH	500.00	550.00	625.00	755.00	450.00	375.00
SHIRT BOY 24"/26" LENGTH	EACH	360.00	335.00	625.00	350.00	240.00	325.00
SCHOOL UNI. PANT,SHIRT BOYS	SUIT	766.67	750.00	630.00	727.50	475.00	650.00
SCHOOL UNI. KAMEEZ,SHAL.BOYS	SUIT	708.33	525.00	800.00	650.00	450.00	450.00
SCHOOL UNI. KAMEEZ,SHAL.GIRL	SUIT	816.67	850.00	670.00	650.00	500.00	650.00
FROCK W/WEAR GIRLS	EACH	1075.00	1150.00	1050.00	925.00	660.00	550.00
AWAMI-SUIT W & W(BOY) 24"/26	SUIT	1013.33	950.00	1050.00	810.00	600.00	615.00
AWAMI-SUIT W&W (GENTS)AV.QLTY	SUIT	1683.33	1550.00	1900.00	1825.00	925.00	1300.00
PULLOVER GENTS OXFORD/BON.	EACH	3190.00	3187.50	2895.00	3200.00	2400.00	2950.00
PULLOVER LADIES OXFORD/BON.	EACH	3190.00	2800.00	2895.00	3200.00	2400.00	2875.00
PULLOVER (GENTS) OTHERS A.QTY	EACH	1116.67	1100.00	1955.00	1500.00	825.00	1925.00
SECOND-HAND COAT FOR MEN	EACH	633.33	650.00	525.00	400.00	225.00	650.00
SECONDHAND SWEETER FOR MEN DUP QLTY	EACH	850.00	1100.00	525.00	300.00	250.00	550.00
SECONDHAND WINTER JACKET	EACH	829.17	950.00	525.00	275.00	225.00	925.00
UNDERWEAR AV.QLTY MEDIUM SIZE	EACH	115.00	90.00	200.00	93.75	70.00	130.00
VEST FOR MEN AV.QLTY.	EACH	136.67	110.00	150.00	85.00	70.00	110.00
VEST/SHAMEEZ (WOMEN) AVG. QLTY	EACH	165.00	130.00	200.00	137.50	110.00	95.00
SOCKS NYLON (PAKISTANI)	PAIR	103.33	110.00	77.50	65.00	50.00	55.00
BRASSIER AV.QLTY.	EACH	130.00	120.00	85.00	155.00	85.00	110.00
BRASSIER SUP QLTY	EACH	266.67	190.00	190.00	227.50	110.00	165.00
DOPATTA GEORGETTE AV.QLTY.	EACH	275.00	265.00	387.50	250.00	250.00	350.00
DOPATTA COTTON AV GLTY	EACH	225.00	235.00	275.00	272.50	230.00	255.00
CHADDAR (W/WEAR) (2x2.5 MTR)	EACH	1050.00	950.00	487.50	472.50	337.50	800.00
LUNGI/DHOTI(COTTON) AVG. QLTY	EACH	291.67	300.00	350.00	425.00	230.00	210.00
HANDKERCHIEF AVG. QLTY PAK	EACH	28.33	30.00	30.00	20.00	40.00	25.00
HANDKERCHIEF SUP. QLTY PAK	EACH	53.33	45.00	45.00	40.00	50.00	35.00
GLOVES AV QLTY	PAIR	110.00	110.00	80.00	55.00	60.00	55.00
AZARBAND COTTON AVG. QLTY	EACH	30.00	30.00	12.50	17.50	11.00	10.00
SEWING THREAD/REEL(ASLI PARI)	EACH	8.50	8.50	6.00	5.00	5.00	5.00
WASHING CHARGES PAINT & SHIRT	SUIT	223.33	110.00	50.00	70.00	80.00	100.00
DRY CLEANING SUIT COAT PANT	SUIT	458.33	340.00	350.00	250.00	180.00	450.00
WASHING CH. (KAMIZ-SHALWAR)	PAIR	80.83	80.00	50.00	70.00	35.00	60.00
TAILORING SHIRT	EACH	500.00	475.00	300.00	300.00	265.00	500.00
TAILORING CHARGES PANT (MEN)	EACH	1250.00	800.00	700.00	1000.00	550.00	950.00
TAILORING COAT-PANT SUIT	SUIT	5733.33	4800.00	4200.00	2900.00	2500.00	4400.00
TAILORING AWAMI-SUIT (MALE)	SUIT	650.00	625.00	562.50	550.00	525.00	550.00
TAILORING SUIT FEMALE	SUIT	575.00	550.00	325.00	475.00	375.00	650.00
GENTS SHOES PAUL BATA	PAIR	1199.00	1199.00	1199.00	1199.00	1199.00	1199.00
GENTS SANDAL BATA	PAIR	699.00	699.00	699.00	699.00	699.00	699.00
GENTS SPOUNG CHAPPAL BATA	PAIR	179.00	179.00	179.00	179.00	179.00	179.00
LADIES SANDAL BATA	PAIR	499.00	499.00	499.00	499.00	499.00	499.00

Contd.

7.11 Intercity Consumer Prices January, 2016

Description	Unit	Peshawar	Mardan	Abbott- abad	Bannu	D.I. Khan	Mingora
LADIES SPOUNG CHAPPAL BATA	PAIR	179.00	179.00	179.00	179.00	179.00	179.00
CHILD SHOE POWER LITE BATA	PAIR	599.00	599.00	599.00	599.00	599.00	599.00
GENTS SHOE, ART 1109 SERVICE	PAIR	999.00	999.00	999.00	999.00	999.00	999.00
NYLON JOGGER 27 SIZE 2-5 ***	PAIR	1299.00	1299.00	1299.00	1299.00	1299.00	1299.00
CHINA FOOT WEAR AV. QLTY (MALE) *	PAIR	958.33	950.00	900.00	900.00	750.00	1350.00
CHINA FOOT WEAR AV. QLTY (FEMALE) *	PAIR	879.17	875.00	850.00	775.00	475.00	512.50
CHINA FOOT WEAR AV. QLTY (CHILDREN) *	PAIR	575.00	525.00	500.00	475.00	325.00	475.00
SHOE REPAIR HALF SOLE	PAIR	136.67	110.00	100.00	87.50	95.00	155.00
SHOES POLISH CHARGES AVERAGE SHOP	PAIR	20.00	20.00	20.00	20.00	16.25	20.00
HOUSE RENT (combined)	MONTH	7706.00	3407.00	8576.00	3964.00	5059.00	3638.00
rent 2	pm	7706.00	3407.00	8576.00	3964.00	5059.00	3638.00
RENT3	PM	7706.00	3407.00	8576.00	3964.00	5059.00	3638.00
RENT4	PM	7706.00	3407.00	8576.00	3964.00	5059.00	3638.00
RENT5	PM	7706.00	3407.00	8576.00	3964.00	5059.00	3638.00
RENT6	PM	7706.00	3407.00	8576.00	3964.00	5059.00	3638.00
SYNTHETIC ENEMAL ROBIALAC BALTI 3.64 LTR.	EACH	1833.33	1850.00	1950.00	1925.00	2000.00	2250.00
SYNTHETIC ENEMAL ICI BALTI 3.64 LTR.	EACH	1860.00	1900.00	1950.00	1925.00	1989.00	2160.00
CEMENT (LOCAL) SPECIFY BRAND NAME	BAG	493.33	495.00	503.75	500.00	500.00	510.00
BRICKS (NEW) 1ST CLASS	P/1000	9000.00	8400.00	8750.00	7600.00	6100.00	10000.00
CEMENT BLOCKS (6"x8"x12")	P/100	0.00	0.00	0.00	0.00	0.00	3400.00
BAJREE	100CFT	3300.00	3000.00	2400.00	1800.00	3075.00	2650.00
SAND (BLACK PIT SAND)	K100CFT	2083.33	1450.00	2833.33	1475.00	1600.00	3000.00
TIMBER SHESHAM LOG 1ST QUALITY	cubmt.	44252.00	42378.00	0.00	35000.00	32700.00	0.00
IRON BAR (M.S. BAR) 1/2"	P/TON	63000.00	64500.00	65000.00	66500.00	74000.00	68000.00
CARPANTER WAGE RATE	P/DAY	800.00	800.00	800.00	950.00	950.00	1000.00
MASON (RAJ) WAGE RATE	P/DAY	900.00	900.00	800.00	1200.00	950.00	1000.00
UNSKILLED LABOUR WAGE RATE	P/DAY	500.00	500.00	500.00	550.00	500.00	500.00
PLUMBER WAGE RSTE	P/DAY	1200.00	1250.00	0.00	850.00	900.00	1000.00
ELECTICIAN WAGE RATE PER DAY **	P/DAY	933.33	950.00	0.00	700.00	900.00	1000.00
ELECTICIAN WAGE RATE PER POINT **	P/PNT	100.00	100.00	122.50	90.00	70.00	155.00
WATER CHARGES PER HOUSE	P/MONTH	150.00	120.00	175.00	200.00	100.00	130.00
ELECT.CHARGES UPTO 50 UNITS	P/UNIT	2.00	2.00	2.00	2.00	2.00	2.00
ELECT.CHARGES 01 - 100 UNIT	P/UNIT	6.18	6.18	6.18	6.18	6.18	6.18
ELECT.CHARGES 101 - 300 UNIT	P/UNIT	9.54	9.54	9.54	9.54	9.54	9.54
ELECT.CHARGES 301 - 1000 UNIT	P/UNIT	16.39	16.39	16.39	16.39	16.39	16.39
ELECT.CHARGES ABOVE 1000 UNIT	P/UNIT	18.39	18.39	18.39	18.39	18.39	18.39
ELEC	PM	10.50	10.50	10.50	10.50	10.50	10.50
GAS CHRGR upto 3.3719 MMBUT	MMBTU	128.70	128.70	128.70	128.70	0.00	128.70
GAS CHRGR 3.3719 - 6.7438 MMBUT	MMBTU	257.40	257.40	257.40	257.40	0.00	257.40
GAS CHRGR 6.7438 - 10.1157 MMBUT	MMBTU	257.40	257.40	257.40	257.40	0.00	257.40
GAS CHRGR10.1157 - 13.4876 MMBUT	MMBTU	702.00	702.00	702.00	702.00	0.00	702.00
GAS	PM	702.00	702.00	702.00	702.00	0.00	702.00
GAS	PM	409.50	409.50	409.50	409.50	0.00	409.50
KEROSENE OIL	LTR	81.67	105.00	80.00	85.00	77.00	96.50
FIREWOOD WHOLE	40 KG.	691.67	525.00	416.67	490.00	350.00	575.00
CHAIR SHESHAM WOOD WITH ARMS **	EACH	1833.33	2000.00	1600.00	1100.00	2550.00	1450.00
CHAIR PLASTIC (CHAIRMAN) AVERAGE QUALITY	EACH	1183.33	1200.00	950.00	667.50	800.00	900.00
TABLE SHESHAM WOOD (4X2X5") ***	EACH	6250.00	6000.00	6800.00	6700.00	4500.00	5000.00
SOFASET WOODEN WITH FOAM SEAT **	SET	24083.33	19000.00	16500.00	14750.00	18000.00	21000.00
COT IRON (WITH NIWAR)AV.QLTY.	EACH	2100.00	2100.00	2200.00	1737.50	2300.00	2000.00
ALMIRAH (STEEL) 6'X3' 20 GUAGE	EACH	9250.00	9000.00	14750.00	9812.50	9300.00	9375.00
DINNING TABLE 6 CHAIRS A.QLTY	SET	29333.33	27500.00	17000.00	11750.00	17000.00	22500.00
SINGLE BED WITHOUT FOAM MED.	EACH	6750.00	6250.00	3750.00	3550.00	5700.00	4750.00
MATRESS SINGLE(4"THICK)	EACH	4796.67	4750.00	4800.00	4500.00	3350.00	5560.00
FARSHI DARI 12'X9' AV.QLTY	EACH	1416.67	1250.00	1350.00	1450.00	1100.00	1550.00
DARI COTTON (6'x2 1/2') AV.QL	EACH	350.00	400.00	300.00	465.00	400.00	1175.00
CARPET PLAIN AV. QLTY	SQFT.	40.33	42.50	47.50	44.50	35.00	45.00
QUILT (LIHAF) 3 KG. COTTON	EACH	1075.00	1150.00	850.00	900.00	600.00	650.00
BLANKET (90" x 54")	EACH	3066.67	3200.00	3500.00	3000.00	2900.00	5250.00
BEDSHEET SINGLE BED SUP.QLTY	EACH	883.33	850.00	575.00	520.00	500.00	700.00
BED SHEET DOUBLE WITH TWO PILLOW COVERS SUP QLTY	SET	1650.00	1650.00	2200.00	1375.00	1075.00	1500.00

Contd.

7.11 Intercity Consumer Prices January, 2016

Description	Unit	Peshawar	Mardan	Abbott- abad	Bannu	D.I. Khan	Mingora
TOWEL(3'x2') AV. QALTY	EACH	333.33	225.00	475.00	280.00	275.00	250.00
CEILING FAN 48" SUPER QLTY **	EACH	3091.67	3000.00	2895.00	3500.00	3250.00	2975.00
PEDESTAL FAN 22" SUPER QLTY	EACH	4700.00	4350.00	4390.00	4500.00	4730.00	3550.00
REFG. DAWLENCE 10 CFT. D.DOOR	EACH	30000.00	30000.00	30400.00	30000.00	33500.00	30500.00
D-FREEZER WAVES 8 CFT.	EACH	30833.33	30500.00	28900.00	30500.00	29000.00	32250.00
AIRCONDITIONER 1.5 TON PEL	EACH	40000.00	41000.00	40000.00	46250.00	44000.00	44000.00
SPLIT AIR CONDITIONER 1.5 TON (SPECIFY BRAND NAME)	EACH	44750.00	43500.00	44000.00	45000.00	43000.00	48000.00
AIRCOOLER SUPER ASIA	EACH	15166.67	15250.00	10750.00	11250.00	14900.00	9750.00
WASHING MACHINE SINGER	EACH	15833.33	15850.00	15600.00	14700.00	14700.00	14700.00
SEWING MACHINE(SINGER)	EACH	6432.92	6800.00	5860.00	5910.00	5210.00	6095.00
GIZER LARGE SIZE 30 GALLON CAPACITY SUP QLTY	EACH	22900.00	23600.00	20500.00	15200.00	18500.00	16500.00
GAS BURNER DOUBLE SPFY.BRAND	EACH	3500.00	2975.00	1750.00	2687.50	2100.00	1500.00
ELECT. IRON PHILIPS MDL.1120	EACH	3200.00	1600.00	1750.00	1500.00	1000.00	1500.00
ELECTRIC JUICER FOR APPLE	EACH	4833.33	4500.00	4000.00	4800.00	3625.00	1700.00
S.STEEL DEGHCHI MEDIUM SIZE ***	EACH	788.33	725.00	550.00	567.50	500.00	600.00
ALUMINIUM COOKING PAN (DEGCHI) MED SIZE	EACH	691.67	650.00	350.00	585.00	425.00	750.00
NON STICK COOKING PAN (DEGCHI) SUP. QLTY	EACH	1133.33	900.00	600.00	567.50	525.00	750.00
FRYING PAN STEEL AVG. QLTY MED. SIZE	EACH	475.00	375.00	325.00	470.00	352.50	275.00
TAWA IORN (MEDIUM SIZE) AVG. QLTY	EACH	391.67	425.00	425.00	595.00	355.00	325.00
S.STEEL PLATE A.QLTY.(M.SIZE)	EACH	72.08	67.50	75.00	65.00	55.00	72.50
TABLE SPOON S.STEEL SUP.QLTY.	DOZEN	491.67	425.00	300.00	485.00	265.00	550.00
WATER SET JUG+6 GLASSES (OMROC)	SET	541.67	475.00	450.00	487.50	512.50	450.00
TEA SET PAK. CHINAWARE 21 PCS.	SET	2633.33	2200.00	2100.00	1475.00	1550.00	2650.00
DINNER SET PLASTIC 72 PIECES SUPERIOR QLTY	SET	8750.00	8000.00	5500.00	4150.00	3250.00	3750.00
HOTPOT SET PLASTIC 3 PCS.	SET	1233.33	1175.00	1666.67	1575.00	1025.00	1775.00
BUCKET(BALTI) PLASTIC MED.SIZ	EACH	375.00	400.00	375.00	465.00	290.00	350.00
LOTA PLASTIC (MED SIZE) AVERAGE QUALITY	EACH	55.00	47.50	55.00	40.00	35.00	65.00
PRESURE COOKER 4 LTR.	EACH	1350.00	1150.00	1000.00	1450.00	1375.00	1450.00
WATER COOLER 9/10 LTR.PLASTIC ***	EACH	516.67	525.00	575.00	450.00	600.00	475.00
THERMOS STARVAC 1 LTR	EACH	512.50	425.00	550.00	450.00	500.00	675.00
BULB PHILIPS 100-WATTS	EACH	40.00	40.00	30.00	30.00	30.00	37.50
TUBE LIGHT PHILIPS 40 WATTS	EACH	100.00	100.00	110.00	95.00	100.00	150.00
ELECTRIC BLUBS "0" WATTE LOCAL	EACH	21.67	25.00	20.00	20.00	22.50	25.00
ELECTRIC BLUB ENERGY SAVER 14 WATTS	EACH	170.00	170.00	162.50	160.00	170.00	175.00
WASHING SOAP 250 GMS SPECIFY BRAND NAME	EACH	40.00	40.00	40.00	37.00	37.50	33.75
SURF EXCEL 400 GMS POLY BAG	EACH	125.00	125.00	125.00	125.00	125.00	115.00
WASHING POWDER 1000 GRM	EACH	185.00	185.00	185.00	175.00	185.00	185.00
WASHING POWDER (WHEEL/ BONUS) 100 GRAMS	EACH	95.00	95.00	95.00	100.00	92.50	90.00
CLEANSER POWDER VIM 1000 GM	PKT.	72.22	72.22	72.22	72.22	72.22	66.67
FINIS 500 ML	BOTTLE	170.00	170.00	180.00	140.00	110.00	110.00
PHNYLE TYPHONE/FINIS/CARRANITE 3 LITRES	BOTTLE	150.00	150.00	125.00	137.50	130.00	130.00
HARPIC	BOTTLE	145.00	145.00	145.00	140.00	142.50	125.00
BOOT POLISH CHERRY/KIWI 50ML	EACH	100.00	100.00	100.00	100.00	100.00	100.00
ROBIN BLUE (35 GRAMS)	PKT.	50.00	50.00	30.00	40.00	28.00	30.00
TISSU PAPER PERFUMED 100 PCS.	PKT	113.33	125.00	110.00	90.00	102.50	90.00
TOILET PAPER ROLL (R.PETEL)	P/ROLL	39.33	40.00	35.00	35.00	35.00	27.50
BOOT POLISH LIQUID CHEERY BLOSSOM KIWI 75 ML	BOTTLE	135.00	135.00	130.00	120.00	135.00	120.00
MATCH BOX SMALL	EACH	2.00	2.00	2.00	2.00	1.00	1.00
DRY CELL 1.5 VOLT(LOCAL)	EACH	28.33	25.00	20.00	23.50	20.00	20.00
HAND STITCHING NEEDLE M.SIZE	PACKET	5.83	6.00	9.00	6.00	6.00	5.00
SEWING MACHINE NEEDLE (SINGER)	EACH	5.83	6.00	7.50	5.00	5.00	5.00
HOUSEHOLD SERVANT FEMALE P/T	P/MNTH	1516.67	1200.00	2500.00	1625.00	2750.00	2750.00
MARRIAGE HALL WITH FURNITURE	P/HEAD	241.67	250.00	105.00	90.00	100.00	60.00
SEPTRAN TABLETS	10TAB.	15.00	15.00	15.00	15.00	16.00	15.00
BRUFEN TABS 200-MG.	10TAB.	10.00	10.00	10.00	10.00	10.00	10.00
PANADOL TAB. EXTRA/PLAIN	10TAB.	10.00	10.00	10.00	10.00	10.00	10.00
DISPRIN TAB.	10TAB.	10.00	10.00	10.00	10.00	10.00	10.00
TRISIL TAB.	10 TAB	10.00	10.00	10.00	10.00	10.00	10.00
FLAGYL TAB. 200 MG.	10TAB.	10.00	10.00	10.00	10.00	10.00	10.00
VENTOLIN TAB. 2MG.	10TAB.	9.00	9.00	9.00	9.00	9.00	9.00
DAONIL TAB. 5 MG.	10TAB.	17.00	17.00	17.00	17.00	17.00	17.00

Contd.

7.11 Intercity Consumer Prices January, 2016

Description	Unit	Peshawar	Mardan	Abbott- abad	Bannu	D.I. Khan	Mingora
ENTOX TAB.	10TAB.	10.00	10.00	10.00	10.00	10.00	10.00
RENITEC TAB. 5 MG.	10TAB.	59.00	59.00	59.00	59.00	59.00	59.00
CAC. 1000 TAB	BOTTLE	122.00	122.00	122.00	122.00	122.00	122.00
AMOXIL CAPSOLE 250 MG.S	10CAP.	36.00	36.00	36.00	36.00	36.00	36.00
CALCIUM SYRUP SANDOZ	BOTTLE	64.00	64.00	64.00	64.00	64.00	64.00
LEDERPLEX SYRUP	BOTTLE	35.00	35.00	35.00	35.00	35.00	35.00
SANCOS SYRUP (50 ML.)	BOTTLE	30.00	30.00	30.00	30.00	30.00	30.00
PHENERGAN SYRUP 120 ML.	BOTTLE	33.00	33.00	33.00	33.00	33.00	33.00
CALPOL SYRUP 60 ML.	BOTTLE	28.00	28.00	28.00	28.00	28.00	28.00
HYDRYLLIN SYRUP 120 ML.	BOTTLE	65.00	65.00	65.00	65.00	65.00	65.00
POLYFAX EYE OINTMENT	TUBE	21.00	21.00	21.00	21.00	21.00	21.00
BETNESOL EYE DROPS	BOTTLE	33.89	33.89	33.89	33.89	33.89	33.89
EAR DROPS (CARDISPORINE) ***	BOTTLE	21.00	21.00	21.00	21.00	21.00	21.00
BETNOVATE-N OINTMENT 5 GMS	TUBE	16.00	16.00	16.00	16.00	16.00	16.00
BURNOL CREAM 30 GRM	TUBE	16.00	16.00	16.00	16.00	16.00	16.00
VICKS VAPORUB/BALM	BOTTLE	36.00	36.00	36.00	36.00	36.00	36.00
GLYCRINE SMALL BOTTLE	BOTTLE	26.67	30.00	35.00	25.00	15.00	30.00
JOUHAR JOSHANDA	PKT.	8.00	8.00	6.00	6.00	8.00	8.00
GALXOS-D (450 GRMS)	PKT.	168.75	157.50	151.88	157.50	151.88	151.88
GRIPE-WATER WOODWARDS	BOTTLE	55.00	55.00	50.00	50.00	50.00	55.00
SANIPLAST ONE PUTTY	EACH	2.00	2.00	2.00	2.00	2.00	2.00
O.R.S. (NIMCOL)	PKT.	17.00	17.00	16.00	15.00	15.00	15.00
DETTOL (MEDIUM)	BOTTLE	46.80	46.80	46.80	46.80	46.80	46.80
COTTON BANDAGE 2" - 4"	EACH	9.00	9.00	10.50	10.00	5.50	6.00
THERMOMETER CHINA	EACH	41.50	42.00	47.50	40.00	45.00	40.00
DOCTOR (MBBS) CLINIC FEE	PIPAT.	266.67	250.00	150.00	175.00	250.00	250.00
URINE TEST (DR) CHARGES	P/TEST	100.00	100.00	60.00	100.00	120.00	100.00
BLOOD TEST (CP) CHARGES	P/TEST	200.00	200.00	100.00	175.00	130.00	250.00
SUGAR TEST (RANDOM/FASTING BOTH) CHARGES	P/TEST	200.00	200.00	140.00	140.00	140.00	100.00
ECG CHARGES	P/TEST	200.00	200.00	225.00	243.75	300.00	150.00
X-RAY (CHEST) CHARGES	P/X-RAY	283.33	215.00	200.00	225.00	300.00	180.00
CAR SUZUKI 800 CC (W/O. A/C)	EACH	693000.00	693000.00	645000.00	0.00	642000.00	0.00
CAR SUZUKI 1000 CC	EACH	1069000.00	1085800.00	1105000.00	0.00	1052000.00	0.00
CAR TOYOTA 1300 CC	EACH	1767500.00	1767500.00	1767500.00	0.00	1767500.00	0.00
CAR HONDA CIVIC	EACH	2039000.00	2039000.00	2180000.00	0.00	0.00	0.00
MOTORCYCLE HONDA CD-70.	EACH	63500.00	63500.00	63500.00	63500.00	63500.00	63500.00
MOTORCYCLE YAMAHA 100CC.	EACH	80000.00	80000.00	79300.00	84000.00	79300.00	0.00
MOTOR CYCLE HERO 70 CC	EACH	44000.00	43000.00	46000.00	43000.00	45000.00	45000.00
BICYCLE WITH TYRES & TUBES	EACH	8333.33	7700.00	9800.00	9300.00	6825.00	6650.00
TYRE CAR WITH TUBE GENERAL	EACH	3750.00	3750.00	3350.00	5150.00	3500.00	3500.00
TYRE MOTOR CYCLE WITHOUT TUBE	EACH	1300.00	1275.00	1500.00	1325.00	1050.00	1262.50
TYRE CYCLE SPECIFY BRAND NAME	EACH	371.67	325.00	450.00	557.50	325.00	500.00
TYRE CAR W/O TUBE	EACH	3586.67	3250.00	3300.00	4600.00	3600.00	3350.00
PETROL SUPER	LITRE	76.26	76.26	76.26	76.26	76.26	76.26
HIGH SPEED DIESEL HSD	LITRE	80.79	80.79	80.79	80.79	80.79	80.79
CNG	K.G.	75.82	0.00	0.00	0.00	0.00	75.82
GAS CYLINDER STAND. SIZE	EACH	1320.00	1320.00	1250.00	1100.00	1125.00	1287.00
MOTOR CYCLE SERVICE CHARGES	EACH	300.00	300.00	350.00	325.00	275.00	275.00
CAR SERVICE CHARGES	EACH	300.00	300.00	400.00	0.00	400.00	282.50
TYRE PUNCTURE CHARGES	EACH	60.83	50.00	75.00	80.00	50.00	55.00
CYCLE OVERHAULING CHARGES	EACH	350.00	350.00	275.00	550.00	300.00	250.00
CAR TAX FOR 800CC TO 1300CC	YEARLY	1075.00	1075.00	1075.00	1075.00	1075.00	1075.00
TRAIN FARE ECO. 1-100 KM.	P/KM.	0.68	0.00	0.68	0.68	0.00	0.00
TRAIN FARE ECO. 101-500 KM.	P/KM.	0.98	0.00	0.98	0.98	0.00	0.00
TRAIN FARE ECO. > 500 KM.	P/KM.	0.89	0.00	0.89	0.89	0.00	0.00
TRAIN FARE IST SLP. 1-100KM	P/KM.	2.10	0.00	2.10	2.10	0.00	0.00
TRAIN FARE IST SLP.101-500 KM	P/KM.	2.59	0.00	2.59	2.59	0.00	0.00
TRAIN FARE IST SLP. > 500 KM	P/KM.	1.99	0.00	1.99	1.99	0.00	0.00
TRAIN FARE A/C SLP. 1-100KM.	P/KM.	5.76	0.00	5.76	5.76	0.00	0.00
TRAIN FARE A/C SLP.101-500KM	P/KM.	4.59	0.00	4.59	4.59	0.00	0.00
TRAIN FARE A/C SLP > 500KM.	P/KM.	4.16	0.00	4.16	4.16	0.00	0.00

Contd.

7.11 Intercity Consumer Prices January, 2016

Description	Unit	Peshawar	Mardan	Abbott- abad	Bannu	D.I. Khan	Mingora
PLATEFORM TICKET	EACH	10.00	0.00	10.00	10.00	0.00	0.00
AUTO RICKSHAW FARES	KM/MIN	55.00	60.00	50.00	30.00	50.00	50.00
FULL TONGA CHARGES	KM/MIN	60.00	60.00	60.00	40.00	0.00	0.00
TAXI 4 SEATER FARE	KM/MIN	100.00	100.00	65.00	40.00	150.00	75.00
BUS FARE MIN (WITHIN CITY)	TICKET	10.00	10.00	10.00	10.00	0.00	0.00
BUS FARE MAX (WITHIN CIT	TICKET	20.00	19.00	10.00	20.00	0.00	0.00
BUS FARE OUTSIDE CITY	P/KM.	0.80	0.80	0.80	0.80	0.80	0.80
A/C BUS FARE OUTSIDE CITY	P/KM.	0.90	0.90	0.90	0.90	0.90	0.90
MINIBUS FARE MIN.WITH IN CITY	TICKET	10.00	0.00	0.00	0.00	0.00	0.00
MINIBUS FARE MAX.WITH IN CITY	TICKET	20.00	0.00	0.00	0.00	0.00	0.00
SUZUKI FARE MIN.WITH IN CITY	TICKET	10.00	10.00	10.00	0.00	10.00	10.00
SUZUKI FARE MAXIMUM W.IN CITY	TICKET	20.00	20.00	13.00	0.00	15.00	15.00
AIR FARE ECONOMY CLASS.	P/KM.	19.26	0.00	0.00	0.00	0.00	0.00
POSTAL ENVELOPE DOMESTIC	EACH	8.00	8.00	8.00	8.00	8.00	8.00
ENVELOPE FOR SAUDI ARABIA	EACH	50.00	50.00	50.00	50.00	50.00	50.00
POSTAL REGISTRATION CHARGES	EACH	28.00	28.00	38.00	36.00	28.00	28.00
U.M.S. REG CHARGES MIN.	EACH	59.00	59.00	59.00	59.00	59.00	59.00
T.C.S. CH. MIN.WITH IN ZONE	EACH	150.00	150.00	150.00	110.00	150.00	130.00
TELEPHONE CHARGES LOCAL CALL	P/CALL	3.94	3.94	3.94	3.94	3.94	3.94
TEL CHARGES OUT SIDE CITY	P/CALL	3.94	3.94	3.94	3.94	3.94	3.94
INTERNET CHARGES	P/HOUR	30.00	30.00	30.00	30.00	42.50	40.00
MOBILE CELL CHARGES	P/UNIT	2.88	2.88	4.00	2.88	2.50	2.50
FAX CHARGES (LOCAL)	P/PAGE	20.00	20.00	20.00	15.00	15.00	10.00
TELEPHONE SET AV. QLTY	EACH	1200.00	1250.00	1400.00	1050.00	1300.00	1200.00
MOBILE SET NOKIA/SONY/ERICSON/SAMSUNG WITHOUT CAMERA	EACH	2783.33	2850.00	3550.00	2600.00	2250.00	2487.50
T.V. 20" COLORED WEGA H-A21.	EACH	18600.00	19000.00	20000.00	22000.00	20000.00	24750.00
T.V 20" COLOR CHINA/KORIA)	EACH	8083.33	9000.00	10500.00	9000.00	9550.00	8125.00
V.C.P. PANASONIC/LG/NAT	EACH	3916.67	0.00	6500.00	6500.00	5000.00	0.00
DVD/VCD PLAYER PANASONIC/LG	EACH	3066.67	4000.00	4600.00	2500.00	5500.00	3000.00
RADIO WITH C.PLAYER NATIONAL	EACH	2616.67	2600.00	2800.00	2175.00	1900.00	1450.00
PERSONNEL COMPUTER (BRANDED)	EACH	50000.00	48800.00	35000.00	52000.00	41500.00	33500.00
VID. CASSETTE BLK. TDK/SONY	EACH	100.00	100.00	150.00	110.00	100.00	125.00
COM. C.D. (TDK/IMATION)	EACH	40.00	40.00	50.00	65.00	50.00	50.00
TAPE RECORDER CASSETTE BLANK	EACH	33.33	30.00	60.00	25.00	42.50	70.00
VIDEO GAME SEGA 16 BYTE	EACH	1250.00	1250.00	1800.00	1450.00	1475.00	0.00
CINEMA A/C. HIGH CLASS	TICKET	85.00	30.00	0.00	0.00	0.00	0.00
CINEMA NON-A/C HIGH CLASS	TICKET	85.00	30.00	30.00	40.00	50.00	100.00
CABLE CHARGES	PER MONT	200.00	300.00	250.00	325.00	300.00	200.00
TV.LICENCE FEE DOMESTIC	YEARLY	420.00	420.00	420.00	420.00	420.00	420.00
ENGLISH BOOK CLASS V1	EACH	75.00	75.00	75.00	75.00	75.00	75.00
ENGLISH BOOK CLASS IX OR X	EACH	68.00	68.00	68.00	68.00	68.00	68.00
ENG. BOOK IST.YR COMPLETE SET	EACH	76.00	76.00	76.00	76.00	76.00	76.00
ENGLISH BOOK BA/B.SC	EACH	120.00	120.00	120.00	120.00	120.00	120.00
URDU BOOK CLASS V (T.B.BORD)	EACH	76.00	76.00	76.00	76.00	76.00	76.00
URDU BOOK CLASS IX/(T.B.B)	EACH	58.50	58.50	58.50	58.50	58.50	58.50
URDU BOOK IST.YEAR/INTER	EACH	81.00	76.00	76.00	76.00	76.00	76.00
URDU BOOK BA/B.SC	EACH	170.00	160.00	160.00	160.00	160.00	160.00
MATHS BOOK CALSS V (T.B.B)	EACH	105.00	105.00	105.00	105.00	105.00	105.00
MATHS BOOK CLASS IX OR X	EACH	114.00	114.00	114.00	114.00	114.00	114.00
MATHS BOOK IST.YEAR (T.B.B)	EACH	176.00	176.00	176.00	176.00	176.00	176.00
PAKISTAN STUDIES BOOK BA/B.SC	EACH	120.00	120.00	120.00	120.00	120.00	120.00
DAILY "DAWN"	P/COPY	19.00	19.00	19.00	19.00	19.00	19.00
DAILY "JANG"	P/COPY	12.00	12.00	12.00	12.00	12.00	12.00
DAILY "NAWA-E-WAQT"	P/COPY	12.00	12.00	12.00	12.00	12.00	12.00
WEEKLY "AKHBAR-E-JAHAN"	P/COPY	55.00	55.00	55.00	55.00	55.00	55.00
WEEKLY "MAG"	P/COPY	45.00	45.00	45.00	45.00	45.00	45.00
MONTHLY "NAUNEHAL DIGEST"	P/COPY	35.00	35.00	35.00	35.00	35.00	35.00
PAPER FOOLSCAPE (27"x17")	QUIRE	20.00	20.00	37.50	35.00	47.50	25.00
EXERCISE.BOOK LINED 80/100 PGS	EACH	71.67	65.00	60.00	55.00	45.00	65.00
PENCILGOLDFISH/DEER	EACH	5.17	5.00	5.50	6.00	5.00	7.50
PEN INK DOLLOR 57 ML BOTTLE	EACH	20.00	20.00	20.00	20.00	20.00	20.00

Contd.

7.11 Intercity Consumer Prices January, 2016

Description	Unit	Peshawar	Mardan	Abbott- abad	Bannu	D.I. Khan	Mingora
PHOTOSTATE PAPER 70 GM	PRT	323.33	330.00	320.00	300.00	355.00	350.00
BALL PEN (local)	EACH	7.00	7.25	7.00	8.50	5.00	10.00
FOUNTAIN PEN HERO/WINGS/CHINA	EACH	44.17	50.00	55.00	35.00	40.00	50.00
PRIVATE SCHOOL FEE ENGLISH MEDIUM AVERAGE STANDARD (CLASS I)	PER MONTH	1916.67	2000.00	1512.50	575.00	500.00	1000.00
PRIVATE SCHOOL FEE ENGLISH MEDIUM AVERAGE STANDARD (CLASS V)	PER MONTH	2016.67	2300.00	1797.50	700.00	800.00	1000.00
PRIVATE SCHOOL FEE ENGLISH MEDIUM AVERAGE STANDARD (CLASS VI)	PER MONTH	2033.33	2300.00	1847.50	775.00	1000.00	1250.00
PRIVATE SCHOOL FEE ENGLISH MEDIUM AVERAGE STANDARD (CLASS X)	PER MONTH	2125.00	2800.00	2287.50	900.00	1800.00	2000.00
PRIVATE MEDICLE COLLEGE FEE MBBS (1ST YEAR)	PER MONTH	50000.00	0.00	50000.00	0.00	0.00	0.00
PRIVATE ENGINEERING COLLEGE FEE (ISTR YEAR)	PER MONTH	15000.00	15000.00	0.00	0.00	0.00	0.00
GOVT. COLLEGE FEE 1ST. YEAR	MONTH	42.09	42.09	42.09	42.09	42.09	42.09
GOVT. COLLEGE FEE 4TH. YEAR	MONTH	54.90	54.79	50.00	50.00	39.59	39.59
GOVT. UNIVERSITY FEE MSC.	MONTH	1487.93	1487.93	539.58	620.00	540.00	540.00
GOVT. MED. COLLEGE FEE MBBS	MONTH	641.67	641.66	641.66	642.00	641.66	641.66
GOVT. ENGG. COLL. FEE 1 YEAR	MONTH	595.83	595.83	0.00	404.17	595.83	0.00
COACHING FEE FOR CLASS IX/X	PER MONTH	2500.00	2500.00	1200.00	700.00	1000.00	1750.00
COACHING CHARGES FOR CLASS 1ST YEAR/INTER (SCIENCE)	PER MONTH	3000.00	3000.00	1500.00	800.00	1100.00	2750.00
COACHING CHARGES FOR CLASS 1ST YEAR/INTER (COMMERCE)	PER MONTH	3000.00	3000.00	1000.00	750.00	1000.00	950.00
I.T. TUITION FEES	PER MONTH	5277.83	5000.00	4166.00	2800.00	2100.00	0.00
MBA TUITION FEES	PER MONTH	6369.50	6000.00	3000.00	3000.00	2100.00	0.00
BREAD TANDOORI ST. SIZE	EACH	10.00	10.00	10.00	10.00	6.00	10.00
COOKED MUTTON (AV. HOTEL)	PLATE	183.33	150.00	150.00	150.00	140.00	185.00
COOKED BEEF (AV. HOTEL)	PLATE	121.67	100.00	90.00	90.00	100.00	125.00
COOKED DAL (AV. HOTEL)	PLATE	60.00	60.00	57.50	47.50	70.00	65.00
CHICKEN BIRYANI FULL/DOUBLE	PLATE	133.33	140.00	140.00	130.00	145.00	190.00
TEA PREPARED (ORDINARY)	CUP	15.00	20.00	17.50	20.00	15.00	17.50
HAIRCUT CHARGES FOR MEN	P/CUT	141.67	120.00	85.00	77.50	55.00	82.50
BEAUTY PORL HAIR STYL CHARGE	P/STY.	250.00	225.00	400.00	170.00	140.00	450.00
SHAVING CHARGES	PER SHV	76.67	80.00	47.50	37.50	32.50	55.00
LIPSTICK S.MISS/MEDORA	EACH	113.33	120.00	110.00	110.00	100.00	90.00
NAIL POLISH S.MISS/MEDORA	EACH	103.33	100.00	105.00	120.00	100.00	85.00
PERFUME MED.SIZE MEDORA/BROACH	EACH	193.33	200.00	140.00	160.00	180.00	150.00
HAIR-OIL AMLA/CHAMBELI	BOTTLE	115.00	115.00	120.00	130.00	85.00	100.00
TOILET SOAP LUX 95 GRAMS	EACH	34.70	34.70	34.70	34.70	34.70	34.70
TOILET SOAP LIFEBOUY 140 GRM	EACH	36.33	37.00	36.00	36.00	36.00	36.00
TOILET SOAP SAFEGUARD BATH SIZE	EACH	48.00	50.00	48.00	50.00	48.00	50.00
TOOTHPASTE MACKLINES 70 GRM	EACH	50.00	50.00	50.00	50.00	50.00	50.00
TOOTHPAST MED SIZE CLGATE 70 GMS	EACH	65.83	60.67	60.67	60.67	60.67	60.67
TOOTHBRUSH SHIELD A/PLAUQUE	EACH	45.00	45.00	42.50	32.50	40.00	46.25
TOOTHPOWDER DENTONIC 90 GRM	EACH	28.00	28.00	25.00	25.00	25.00	25.00
HAIR-COLOUR BEGIN (6 GMS)	EACH	103.33	100.00	103.33	95.00	95.00	100.00
HAIR COLOUR (KALAKOLA)	BOTTLE	130.00	130.00	130.00	120.00	125.00	120.00
FACECREAM PONDS (MEDIUM)	EACH	116.67	120.00	120.00	120.00	110.00	120.00
TALC POWDER VICE ROAY,B.CAT	EACH	136.67	150.00	125.00	120.00	110.00	110.00
BLADE TREET ORDINARY 10'S	PKT.	36.67	35.00	45.00	30.00	30.00	30.00
BLADE 7-O-CLOCK STAIN. 5'S	PKT.	35.00	35.00	30.00	30.00	35.00	37.50
SHAMPOO SUNSILK/PAINTIN 100 ML	BOTTLE	100.00	100.00	100.00	100.00	110.00	110.00
BEAUTY CREAM (FAIR & LOVELY)	EACH	85.00	85.00	175.00	85.00	170.00	115.00
HAIR REMOVING CREAM (EU-CREAM)	TUBE	60.00	60.00	67.50	75.00	55.00	80.00
GEL MEDIUM SIZE	BOTTLE	120.00	120.00	120.00	65.00	85.00	120.00
DISPOSABLE RAZOR GILLET-II	EACH	45.00	45.00	42.50	35.00	45.00	45.00
SHAVING CREAM TOUCH-ME/ADM.	EACH	65.00	75.00	62.50	55.00	55.00	60.00
GOLD TEZABI 24 CT	10 GM.	38330.00	38500.00	37637.00	40200.00	37550.00	38521.00
SILVER TEZABI 24 CT	10 GM.	585.00	625.00	600.00	670.00	565.00	608.00
ARTIFICIAL JEWELLARY SET	SET	983.33	900.00	750.00	850.00	230.00	2125.00
WRIST WATCH GENTS CITIZEN (ORIGINAL) ***	EACH	4000.00	4500.00	2000.00	2500.00	2500.00	2500.00
WRIST WATCH LADIES CITIZEN (ORIGINAL) ***	EACH	4000.00	4500.00	1800.00	2500.00	2500.00	2750.00
WALL CLOCK QUARTZ AV.QLTY	EACH	1350.00	1350.00	525.00	462.50	255.00	650.00
SUITCASE REXIN (24"x16"x6")	EACH	783.33	900.00	1000.00	775.00	725.00	850.00
TRUNK MEDIUM SIZE ***	EACH	4250.00	3800.00	1150.00	1775.00	1300.00	2200.00
PURSE LADIES (LEATHER) AVERAGE QUALITY	EACH	1266.67	975.00	700.00	825.00	500.00	600.00

7.11 Intercity Consumer Prices January, 2016

Description	Unit	Quetta	Turbat	Gawadar	Loralai	Khuzdar	D.M. Jamali
WHEAT	10 KG.	380.00	460.00	450.00	360.00	400.00	310.00
WHEAT FLOUR FINE/SUPERIOR.	KG.	52.00	55.00	55.00	42.00	45.00	40.00
WHEAT FLOUR AVG. QLTY	KG.	50.00	46.00	46.00	40.00	40.00	38.00
WHEAT FLOUR BAG	10 KG.	410.00	450.00	480.00	400.00	400.00	385.00
MAIDA	KG.	60.00	78.00	78.00	60.00	45.00	48.00
SUJI	KG.	70.00	80.00	81.00	70.00	70.00	50.00
BESAN AV. QLTY.	KG.	140.00	150.00	150.00	120.00	120.00	125.00
RICE BASMATI SUP. QLTY.	KG.	150.00	120.00	130.00	145.00	105.00	110.00
RICE BASMATI 385/386	KG.	95.00	60.00	75.00	125.00	50.00	77.50
RICE BASMATI BROKEN AV.QLTY	KG.	80.00	60.00	60.00	85.00	40.00	45.00
RICE IRR1-6 (SINDH/PUNJAB)	KG.	50.00	45.00	45.00	50.00	40.00	37.50
VERMICELLI	KG.	75.00	80.00	50.00	70.00	70.00	75.00
BREAD PLAIN MEDIUM SIZE	EACH	40.00	30.00	30.00	35.00	40.00	37.50
RUSK (PAPAY)	KG.	135.00	160.00	175.00	160.00	160.00	140.00
BISCUITS-PACKED	PKT	35.00	35.00	35.00	35.00	35.00	35.00
BISCUIT-BAKERY (LOOSE)	250 GM	55.00	56.00	60.00	60.00	90.00	70.00
CORNFLAKS FAUJI 225 GM.	PKT	162.00	153.00	154.00	120.00	153.00	180.00
SAMOSIA (VEGATABLE)	EACH	12.00	8.00	8.00	15.00	7.00	10.00
PASTRY AV.QLTY.	EACH	22.50	22.00	20.00	22.50	15.00	20.00
PATTIES (VEGATABLES)	EACH	25.00	22.00	20.00	20.00	15.00	17.00
NIMCO	250 GM	45.00	70.00	80.00	75.00	90.00	65.00
CHIPS	250 GM	50.00	75.00	90.00	60.00	90.00	65.00
BEEF WITH BONE AV.QLTY.	KG	365.00	440.00	450.00	300.00	320.00	260.00
MUTTON AV.QLTY.	KG	600.00	775.00	725.00	570.00	530.00	545.00
CHICKEN FARM BROILER (LIVE)	KG	165.00	250.00	250.00	130.00	190.00	147.50
FISH-RAHU MEDIUM SIZE	KG	330.00	400.00	400.00	280.00	250.00	275.00
MILK FRESH (UNBOILED)	LTR.	85.00	110.00	110.00	90.00	80.00	80.00
CURD	KG.	100.00	120.00	120.00	90.00	90.00	120.00
MILK TETRA PACK 1/2 LTR.	PKT.	60.00	64.00	60.00	60.00	50.00	50.00
LACTOGEN 400 GRAMS	PKT.	425.00	435.00	435.00	435.00	435.00	435.00
POWDER MILK NIDO 400GM.	PKT	350.00	380.00	379.00	380.00	380.00	390.00
MILK POWDER LOOSE/PACKED	KG.	400.00	500.00	510.00	440.00	675.00	475.00
BUTTER LOCAL PACKED	50 GM.	24.00	30.00	30.00	0.00	30.00	30.00
EGGS FARM	DOZ	110.00	110.00	115.00	120.00	125.00	120.00
MUSTARD OIL AV.QLTY.	KG.	190.00	180.00	200.00	230.00	180.00	150.00
COOKING OIL (DALDA)	2.5LTR	455.00	440.00	460.00	480.00	440.00	440.00
COOKING OIL (PAKWAN) OTHER BRAND SPECIFY	2.5 LTR	415.00	400.00	400.00	420.00	445.00	430.00
VEGETABLE GHEE TIN	2.5KG.	445.00	440.00	450.00	440.00	445.00	440.00
VEGETABLE GHEE (LOOSE)	KG.	150.00	157.50	162.50	140.00	120.00	150.00
DATES AV.QLTY.	KG.	185.00	75.00	100.00	230.00	80.00	200.00
PISTACHIO AV.QLTY.	50 GM.	60.00	60.00	70.00	60.00	150.00	55.00
ALMONDS WHOLE AV.QLTY.	KG.	700.00	530.00	575.00	540.00	1000.00	825.00
COCONUT DRY AV.QLTY.	KG.	275.00	300.00	255.00	230.00	400.00	250.00
RAISINS AV.QLTY.	50 GM.	22.50	24.00	25.00	20.00	60.00	27.50
GROUNDNUTS (WITH SHELL)	KG.	240.00	160.00	155.00	210.00	200.00	240.00
MALTA/MOSAMBI	DOZ	50.00	140.00	150.00	50.00	90.00	125.00
KINNU	DOZ	50.00	100.00	120.00	55.00	70.00	60.00
APPLE	KG	80.00	120.00	115.00	140.00	80.00	110.00
ALOO BUKHARA	KG	0.00	0.00	0.00	0.00	0.00	0.00
POMEGRANATE (ANNAR)	KG	160.00	190.00	170.00	220.00	120.00	175.00
GRAPES	KG	0.00	0.00	0.00	0.00	0.00	0.00
BANANAS	DOZ	50.00	75.00	80.00	70.00	80.00	45.00
MANGO KALMI	KG	0.00	0.00	0.00	0.00	0.00	0.00
GUAVA	KG	50.00	80.00	80.00	65.00	80.00	45.00
WATERMELON (TURBOOZ)	KG	0.00	0.00	0.00	0.00	0.00	0.00
MUSKMELON (KHARBOOZA)	KG	0.00	0.00	0.00	0.00	0.00	0.00
SWEETMELON (GARMA)	KG	0.00	0.00	0.00	0.00	0.00	0.00
PULSE MASOOR (WHOLE)	KG.	145.00	165.00	130.00	145.00	140.00	140.00
PULSE MASOOR (WASHED)	KG.	150.00	160.00	140.00	130.00	140.00	155.00
PULSE MOONG (WASHED)	KG.	170.00	150.00	150.00	160.00	200.00	180.00

Contd.

7.11 Intercity Consumer Prices January, 2016

Description	Unit	Quetta	Turbat	Gawadar	Loralai	Khuzdar	D.M. Jamali
PULSE MASH (WASHED)	KG.	275.00	175.00	160.00	205.00	210.00	145.00
PULSE GRAM	KG.	140.00	140.00	100.00	130.00	130.00	120.00
GRAM WHOLE BLACK AV.QLTY.	KG.	135.00	120.00	120.00	120.00	150.00	110.00
GRAM WHOLE YELLOW AV.QLTY	KG.	160.00	160.00	160.00	125.00	180.00	150.00
BEANS (LAL LOBIA)	KG.	155.00	90.00	90.00	120.00	170.00	125.00
POTATOES	KG	20.00	30.00	30.00	20.00	20.00	17.50
ONION	KG	40.00	50.00	60.00	60.00	50.00	37.50
TURNIP	KG	22.50	65.00	60.00	20.00	25.00	17.50
RADISH	KG	27.50	50.00	60.00	45.00	30.00	12.50
TOMATOES	KG	35.00	50.00	60.00	35.00	60.00	22.50
CABBAGE	KG	37.50	80.00	80.00	60.00	30.00	30.00
CAULIFLOWER	KG	42.50	75.00	85.00	35.00	25.00	22.50
BRINJAL	KG	0.00	0.00	0.00	0.00	0.00	0.00
PUMPKIN	KG	0.00	0.00	0.00	0.00	0.00	0.00
BOTTLEGOURD	KG	0.00	0.00	0.00	0.00	0.00	0.00
LADY FINGER	KG	0.00	0.00	0.00	0.00	0.00	0.00
PEAS	KG	52.50	60.00	80.00	80.00	50.00	45.00
SPINACH	KG	25.00	30.00	30.00	20.00	10.00	20.00
TINDA	KG	0.00	0.00	0.00	0.00	0.00	0.00
TURAI	KG	0.00	0.00	0.00	0.00	0.00	0.00
KARAILA	KG	0.00	0.00	0.00	0.00	0.00	0.00
ARVI	KG	0.00	0.00	0.00	0.00	0.00	0.00
CHILLIES GREEN	KG	87.50	100.00	66.00	110.00	75.00	45.00
CARROT	KG	27.50	50.00	60.00	35.00	30.00	32.50
CUCUMBER (KHEERA)	KG	52.50	70.00	80.00	55.00	70.00	55.00
LEMON	250GM	25.00	60.00	65.00	30.00	70.00	27.50
SUGAR REFINED	KG.	61.00	62.00	62.00	65.00	60.00	57.50
GUR AV.QLTY	KG.	90.00	90.00	90.00	80.00	90.00	85.00
HONEY LANGANESE 500 GM.	BOTTLE	740.00	650.00	700.00	610.00	500.00	800.00
MILO 200 GM.	BOTTLE	200.00	150.00	150.00	200.00	200.00	220.00
CUSTARD POWDER RAFHAN 300 GM.	PKT	75.00	80.00	80.00	80.00	70.00	75.00
TOFFEE (HILAL)	EACH	1.00	2.00	2.50	1.00	1.00	2.00
CHOWKELATE CANDY (SMALL SIZE)	EACH	5.00	5.00	5.00	5.00	5.00	5.00
SWEETMEAT (MIXED)	KG	250.00	350.00	350.00	250.00	300.00	320.00
ICE CREAM WALLS	CUP.	40.00	40.00	40.00	40.00	40.00	40.00
ICE	KG	15.00	10.00	10.00	10.00	30.00	10.00
JAM AHMED/MITCHELLES	BOTTLE	140.00	115.00	115.00	140.00	190.00	125.00
SQUASH-MITCHELLES	BOTTLE	160.00	142.50	150.00	160.00	160.00	150.00
ROOH AFZA	BOTTLE	160.00	150.00	155.00	150.00	145.00	150.00
JAM-E-SHIREEN	BOTTLE	160.00	150.00	150.00	160.00	155.00	150.00
SAUNF	50 GM	13.50	14.50	14.00	15.00	40.00	15.00
CINAMON LOOSE AV. QLTY	50 GM.	22.50	30.00	40.00	30.00	30.00	22.50
CUMINSEED WHITE NATIONAL	50 GM.	50.00	52.00	50.00	54.00	50.00	54.00
PEPPER BLACK NATIONAL	50 GM.	96.00	80.00	79.00	96.00	90.00	100.00
CLOVES LOOSE AV.QLTY	50 GM.	86.00	30.00	50.00	150.00	110.00	120.00
CARDAMOM LARGE LOOSE AV.QLTY	50 GM.	145.00	60.00	70.00	150.00	210.00	105.00
CARDAMOM SMALL AV.QLTY	50 GM.	180.00	150.00	150.00	100.00	190.00	95.00
SALT-POWDERED (LAHORI) LOOSE	KG.	10.00	11.00	10.00	12.00	10.00	10.00
SALT POWDERED (NATIONAL)SHAN	PKT	25.00	25.00	25.00	25.00	25.00	25.00
CHILLIES POWD.NATIONAL 200GM	PKT	105.00	105.00	105.00	105.00	105.00	105.00
CHILLIES POWDER LOOS	KG.	310.00	450.00	450.00	360.00	300.00	290.00
CORRIANDER SEED POWD.NATIONAL	PKT	104.00	80.00	80.00	104.00	100.00	104.00
CORRIANDER SEED (LOOSE)	KG.	230.00	165.00	290.00	280.00	300.00	245.00
TURMERIC POWD.NATIONAL 50GM	PKT.	35.00	35.00	35.00	35.00	39.00	35.00
CURRY POWD. NATIONAL 200 GM	PKT.	87.00	86.00	86.00	86.00	86.00	86.00
TOMATO KETCHUP AHMED/MITCHL	BOTTLE	85.00	100.00	90.00	96.00	90.00	95.00
PICKLES AHMED/MITCHELLES	BOTTLE	105.00	105.00	102.50	120.00	120.00	115.00
VINEGAR SYNTHETIC (SIRKA)	BOTTLE	85.00	50.00	60.00	80.00	50.00	75.00
GARLIC	KG	200.00	200.00	200.00	100.00	180.00	190.00
GINGER	KG	200.00	190.00	200.00	200.00	250.00	260.00

Contd.

7.11 Intercity Consumer Prices January, 2016

Description	Unit	Quetta	Turbat	Gawadar	Loralai	Khuzdar	D.M. Jamali
TAPAL DANEDAR TEA 200GM PACKET	PKT	183.16	146.91	152.63	147.36	126.32	176.84
TEA LIPTON YELLOW LABEL 200GM.	PKT.	189.47	149.47	149.47	157.89	189.47	189.47
TEA LOOSE KENYA AV.QLTY 250GM.	PKT.	112.50	172.50	170.00	124.00	170.00	180.00
COFFEE-NESCAFE 75 GM. **	BOTTLE	300.00	290.00	300.00	300.00	270.00	275.00
COLD DRINK (STANDARD SIZ)	BOTTLE	25.00	30.00	30.00	25.00	25.00	25.00
FRUIT JUICE TETRA PACK	PKT.	15.00	20.00	20.00	16.50	20.00	20.00
MINERAL WATER NESTLE 1.5 LTR	BOTTLE	45.00	50.00	50.00	45.00	45.00	50.00
CIGARETTES K-2 10'S **	PKT	60.00	45.00	45.00	50.00	60.00	60.00
CIGARETTES CAPSTAN 10'S **	PKT	65.00	70.00	70.00	60.00	65.00	66.00
CIGARETTES GOLD LEAF 20'S	PKT	130.00	120.00	120.00	120.00	130.00	135.00
CIGARETTES MORVEN GOLD 20'S	PKT	65.00	70.00	70.00	60.00	65.00	66.00
BETEL LEAVES	50GM.	40.00	40.00	40.00	35.00	70.00	55.00
BETEL NUTS	KG.	235.00	240.00	240.00	240.00	350.00	200.00
LONG CLOTH 57" GUL AHMED/AL-KARAM	METER	170.00	195.00	180.00	180.00	200.00	225.00
SHIRTING AV.QLTY.	METER	150.00	150.00	150.00	135.00	200.00	155.00
PANT CLOTH W & WEAR AV.QLTY	METER	300.00	270.00	300.00	370.00	200.00	200.00
LAWN PRINTED GUL AHMED/AL-KARAM	METER	180.00	175.00	160.00	200.00	180.00	205.00
GEORGETTE AV.QLTY	METER	105.00	90.00	80.00	145.00	100.00	70.00
LINEN AV.QLTY ***	METER	85.00	70.00	75.00	130.00	160.00	100.00
HEAVY WT SUITING LAWERNCPUR AVG QLTY	METER	1100.00	1100.00	1100.00	1000.00	1100.00	900.00
HEAVY WT SUITING LAWERNCPUR SUP QLTY	METER	1300.00	1300.00	1300.00	1500.00	1300.00	1300.00
TROPICAL SUITING LAW.PUR	METER	950.00	950.00	950.00	1000.00	950.00	950.00
PANT BOY 24"/26" LENGTH.	EACH	375.00	350.00	360.00	500.00	1000.00	325.00
SHIRT BOY 24"/26" LENGTH	EACH	275.00	320.00	350.00	300.00	900.00	325.00
SCHOOL UNI. PANT,SHIRT BOYS	SUIT	900.00	825.00	800.00	550.00	850.00	485.00
SCHOOL UNI. KAMEEZ,SHAL.BOYS	SUIT	1000.00	750.00	700.00	462.50	800.00	350.00
SCHOOL UNI. KAMEEZ,SHAL.GIRL	SUIT	1100.00	750.00	800.00	470.00	800.00	500.00
FROCK W/WEAR GIRLS	EACH	450.00	250.00	300.00	475.00	900.00	350.00
AWAMI-SUIT W & W(BOY) 24"/26	SUIT	475.00	1000.00	850.00	500.00	500.00	550.00
AWAMI-SUIT W&W (GENTS)AV.QLTY	SUIT	675.00	900.00	850.00	700.00	700.00	1100.00
PULLOVER GENTS OXFORD/BON.	EACH	3250.00	2000.00	2000.00	2800.00	2000.00	1900.00
PULLOVER LADIES OXFORD/BON.	EACH	3350.00	2150.00	2175.00	3000.00	2750.00	2000.00
PULLOVER (GENTS) OTHERS A.QTY	EACH	725.00	600.00	600.00	1100.00	900.00	1800.00
SECOND-HAND COAT FOR MEN	EACH	300.00	250.00	250.00	410.00	300.00	325.00
SECONDHAND SWEETER FOR MEN DUP QLTY	EACH	350.00	200.00	200.00	350.00	220.00	200.00
SECONDHAND WINTER JACKET	EACH	325.00	275.00	275.00	275.00	220.00	275.00
UNDERWEAR AV.QLTY MEDIUM SIZE	EACH	65.00	100.00	100.00	70.00	200.00	65.00
VEST FOR MEN AV.QLTY.	EACH	75.00	130.00	115.00	86.25	200.00	130.00
VEST/SHAMEEZ (WOMEN) AVG. QLTY	EACH	105.00	160.00	170.00	105.00	300.00	100.00
SOCKS NYLON (PAKISTANI)	PAIR	67.50	120.00	120.00	75.00	80.00	55.00
BRASSIER AV.QLTY.	EACH	100.00	120.00	120.00	107.50	300.00	130.00
BRASSIER SUP QLTY	EACH	250.00	190.00	200.00	300.00	400.00	212.50
DOPATTA GEORGETTE AV.QLTY.	EACH	210.00	300.00	300.00	185.00	350.00	190.00
DOPATTA COTTON AV GLTY	EACH	125.00	200.00	215.00	112.50	350.00	140.00
CHADDAR (W/WEAR) (2x2.5 MTR)	EACH	230.00	300.00	300.00	290.00	400.00	525.00
LUNGI/DHOTI(COTTON) AVG. QLTY	EACH	240.00	250.00	275.00	450.00	350.00	200.00
HANDKERCHIEF AVG. QLTY PAK	EACH	30.00	50.00	45.00	32.50	70.00	45.00
HANDKERCHIEF SUP. QLTY PAK	EACH	50.00	65.00	70.00	45.00	90.00	65.00
GLOVES AV QLTY	PAIR	55.00	95.00	85.00	60.00	300.00	45.00
AZARBAND COTTON AVG. QLTY	EACH	12.50	20.00	20.00	13.50	20.00	30.00
SEWING THREAD/REEL(ASLI PARI)	EACH	4.00	7.00	7.00	7.00	6.00	5.50
WASHING CHARGES PAINT & SHIRT	SUIT	65.00	60.00	65.00	75.00	170.00	70.00
DRY CLEANING SUIT COAT PANT	SUIT	150.00	275.00	250.00	150.00	175.00	155.00
WASHING CH. (KAMIZ-SHALWAR)	PAIR	40.00	50.00	60.00	45.00	55.00	65.00
TAILORING SHIRT	EACH	265.00	250.00	250.00	300.00	250.00	275.00
TAILORING CHARGES PANT (MEN)	EACH	425.00	375.00	375.00	400.00	375.00	500.00
TAILORING COAT-PANT SUIT	SUIT	3250.00	3250.00	3250.00	3500.00	3250.00	3500.00
TAILORING AWAMI-SUIT (MALE)	SUIT	600.00	550.00	550.00	500.00	500.00	475.00
TAILORING SUIT FEMALE	SUIT	600.00	400.00	400.00	500.00	400.00	375.00
GENTS SHOES PAUL BATA	PAIR	1199.00	1199.00	1199.00	1199.00	1199.00	1199.00

Contd.

7.11 Intercity Consumer Prices January, 2016

Description	Unit	Quetta	Turbat	Gawadar	Loralai	Khuzdar	D.M. Jamali
GENTS SANDAL BATA	PAIR	699.00	699.00	699.00	699.00	699.00	699.00
GENTS SPOUNG CHAPPAL BATA	PAIR	179.00	179.00	179.00	179.00	179.00	179.00
LADIES SANDAL BATA	PAIR	499.00	499.00	499.00	499.00	499.00	499.00
LADIES SPOUNG CHAPPAL BATA	PAIR	179.00	179.00	179.00	179.00	179.00	179.00
CHILD SHOE POWER LITE BATA	PAIR	599.00	599.00	599.00	599.00	599.00	599.00
GENTS SHOE, ART 1109 SERVICE	PAIR	999.00	999.00	999.00	999.00	999.00	999.00
NYLON JOGGER 27 SIZE 2-5 ***	PAIR	1299.00	1299.00	1299.00	1299.00	1299.00	1299.00
CHINA FOOT WEAR AV. QLTY (MALE) *	PAIR	475.00	850.00	750.00	500.00	250.00	550.00
CHINA FOOT WEAR AV. QLTY (FEMALE) *	PAIR	300.00	600.00	600.00	350.00	250.00	425.00
CHINA FOOT WEAR AV. QLTY (CHILDREN) *	PAIR	285.00	550.00	600.00	300.00	250.00	275.00
SHOE REPAIR HALF SOLE	PAIR	90.00	120.00	100.00	55.00	90.00	85.00
SHOES POLISH CHARGES AVERAGE SHOP	PAIR	20.00	30.00	30.00	17.50	20.00	20.00
HOUSE RENT (combined)	MONTH	10578.00	4757.00	5631.00	4460.00	1997.00	3490.00
rent 2	pm	10578.00	4757.00	5631.00	4460.00	1997.00	3490.00
RENT3	PM	10578.00	4757.00	5631.00	4460.00	1997.00	3490.00
RENT4	PM	10578.00	4757.00	5631.00	4460.00	1997.00	3490.00
RENT5	PM	10578.00	4757.00	5631.00	4460.00	1997.00	3490.00
RENT6	PM	10578.00	4757.00	5631.00	4460.00	1997.00	3490.00
SYNTHETIC ENEMAL ROBIALAC BALTI 3.64 LTR.	EACH	1615.00	1600.00	1600.00	1550.00	1900.00	1700.00
SYNTHETIC ENEMAL ICI BALTI 3.64 LTR.	EACH	1875.00	1700.00	1750.00	1650.00	1900.00	1450.00
CEMENT (LOCAL) SPECIFY BRAND NAME	BAG	560.00	550.00	560.00	470.00	540.00	515.00
BRICKS (NEW) IST CLASS	P/1000	6250.00	0.00	0.00	6500.00	5000.00	5750.00
CEMENT BLOCKS (6"x8"x12")	P/100	0.00	1950.00	2000.00	0.00	1800.00	0.00
BAJREE	100CFT	4250.00	3400.00	3900.00	2775.00	5000.00	1950.00
SAND (BLACK PIT SAND)	K100CFT	3250.00	3000.00	3000.00	2300.00	0.00	2000.00
TIMBER SHESHAM LOG IST QUALITY	cubmt.	55582.00	0.00	0.00	0.00	0.00	0.00
IRON BAR (M.S. BAR) 1/2"	P/TON	65000.00	76500.00	77500.00	74500.00	80000.00	62750.00
CARPENTER WAGE RATE	P/DAY	900.00	1050.00	1000.00	1000.00	1000.00	700.00
MASON (RAJ) WAGE RATE	P/DAY	1100.00	1250.00	1400.00	900.00	950.00	700.00
UNSKILLED LABOUR WAGE RATE	P/DAY	550.00	650.00	650.00	550.00	475.00	375.00
PLUMBER WAGE RSTE	P/DAY	800.00	1100.00	1200.00	1100.00	1000.00	700.00
ELECTICIAN WAGE RATE PER DAY **	P/DAY	750.00	1200.00	1100.00	700.00	0.00	600.00
ELECTICIAN WAGE RATE PER POINT **	P/PNT	150.00	100.00	100.00	175.00	100.00	125.00
WATER CHARGES PER HOUSE	P/MONTH	125.00	150.00	250.00	0.00	190.00	300.00
ELECT.CHARGES UPTO 50 UNITS	P/UNIT	2.00	2.00	2.00	2.00	2.00	2.00
ELECT.CHARGES 01 - 100 UNIT	P/UNIT	6.18	6.18	6.18	6.18	6.18	6.18
ELECT.CHARGES 101 - 300 UNIT	P/UNIT	9.54	9.54	9.54	9.54	9.54	9.54
ELECT.CHARGES 301 - 1000 UNIT	P/UNIT	16.39	16.39	16.39	16.39	16.39	16.39
ELECT.CHARGES ABOVE 1000 UNIT	P/UNIT	18.39	18.39	18.39	18.39	18.39	18.39
ELEC	PM	10.50	10.50	10.50	10.50	10.50	10.50
GAS CHRNG upto 3.3719 MMBUT	MMBTU	128.70	0.00	0.00	0.00	0.00	128.70
GAS CHRNG 3.3719 - 6.7438 MMBUT	MMBTU	257.40	0.00	0.00	0.00	0.00	257.40
GAS CHRNG 6.7438 - 10.1157 MMBUT	MMBTU	257.40	0.00	0.00	0.00	0.00	257.40
GAS CHRNG10.1157 - 13.4876 MMBUT	MMBTU	702.00	0.00	0.00	0.00	0.00	702.00
GAS	PM	702.00	0.00	0.00	0.00	0.00	702.00
GAS	PM	409.50	0.00	0.00	0.00	0.00	409.50
KEROSENE OIL	LTR	60.00	125.00	125.00	95.00	72.00	95.00
FIREWOOD WHOLE	40 KG.	575.00	360.00	400.00	400.00	450.00	475.00
CHAIR SHESHAM WOOD WITH ARMS **	EACH	1150.00	2000.00	2150.00	1350.00	1500.00	1550.00
CHAIR PLASTIC (CHAIRMAN) AVERAGE QUALITY	EACH	550.00	775.00	775.00	587.50	1300.00	750.00
TABLE SHESHAM WOOD (4X2X5") ***	EACH	5500.00	4000.00	3750.00	4500.00	5000.00	5625.00
SOFASET WOODEN WITH FOAM SEAT **	SET	30000.00	10000.00	8900.00	10000.00	12000.00	12000.00
COT IRON (WITH NIWAR)AV.QLTY.	EACH	2600.00	2650.00	2550.00	2550.00	2200.00	2800.00
ALMIRAH (STEEL) 6'X3' 20 GUAGE	EACH	9000.00	10000.00	10000.00	6750.00	12000.00	13000.00
DINNING TABLE 6 CHAIRS A.QLTY	SET	13000.00	24000.00	21000.00	11000.00	10500.00	15500.00
SINGLE BED WITHOUT FOAM MED.	EACH	6500.00	3700.00	3600.00	4500.00	8500.00	5750.00
MATRESS SINGLE(4"THICK)	EACH	3750.00	3500.00	2950.00	3900.00	4500.00	5000.00
FARSHI DARI 12'X9' AV.QLTY	EACH	1000.00	500.00	500.00	1000.00	2500.00	1200.00
DARI COTTON (6'x2 1/2) AV.QL	EACH	475.00	383.33	300.00	500.00	1500.00	425.00
CARPET PLAIN AV. QLTY	SQFT.	61.25	48.67	50.00	35.00	35.00	45.00

Contd.

7.11 Intercity Consumer Prices January, 2016

Description	Unit	Quetta	Turbat	Gawadar	Loralai	Khuzdar	D.M. Jamali
QUILT (LIHAF) 3 KG. COTTON	EACH	700.00	550.00	500.00	625.00	1200.00	675.00
BLANKET (90" x 54")	EACH	2000.00	2500.00	2500.00	2000.00	3500.00	4250.00
BEDSHEET SINGLE BED SUP.QLTY	EACH	575.00	400.00	405.00	500.00	1200.00	550.00
BED SHEET DOUBLE WITH TWO PILLOW COVERS SUP QLTY	SET	575.00	490.00	485.00	550.00	1400.00	800.00
TOWEL(3'x2') AV. QALTY	EACH	150.00	200.00	215.00	206.25	400.00	200.00
CEILING FAN 48" SUPER QLTY **	EACH	2650.00	3700.00	3600.00	2500.00	3000.00	3500.00
PEDESTAL FAN 22" SUPER QLTY	EACH	3600.00	3900.00	3650.00	3500.00	4000.00	4100.00
REFG. DAWLENCE 10 CFT. D.DOOR	EACH	29500.00	36000.00	37000.00	26300.00	38000.00	32000.00
D-FREEZER WAVES 8 CFT.	EACH	25000.00	33000.00	33000.00	25000.00	35000.00	25500.00
AIRCONDITIONER 1.5 TON PEL	EACH	45000.00	43500.00	43300.00	40000.00	46000.00	44500.00
SPLIT AIR CONDITIONER 1.5 TON (SPECIFY BRAND NAME)	EACH	47000.00	47500.00	47250.00	43500.00	40000.00	47500.00
AIRCOOLER SUPER ASIA	EACH	11500.00	9500.00	9500.00	11500.00	10500.00	10000.00
WASHING MACHINE SINGER	EACH	15200.00	14700.00	14700.00	15000.00	14700.00	14700.00
SEWING MACHINE(SINGER)	EACH	5210.00	5400.00	5250.00	5400.00	5210.00	5210.00
GIZER LARGE SIZE 30 GALLON CAPACITY SUP QLTY	EACH	12500.00	10000.00	10000.00	12000.00	19000.00	14750.00
GAS BURNER DOUBLE SPFY.BRAND	EACH	1250.00	1350.00	1200.00	1700.00	2500.00	1500.00
ELECT. IRON PHILIPS MDL.1120	EACH	1150.00	1350.00	1200.00	1200.00	1300.00	1450.00
ELECTRIC JUICER FOR APPLE	EACH	3800.00	3700.00	3600.00	3500.00	2700.00	4000.00
S.STEEL DEGHCHI MEDIUM SIZE ***	EACH	500.00	950.00	900.00	500.00	900.00	575.00
ALUMINIUM COOKING PAN (DEGCHI) MED SIZE	EACH	425.00	700.00	750.00	400.00	950.00	500.00
NON STICK COOKING PAN (DEGCHI) SUP. QLTY	EACH	350.00	950.00	930.00	345.00	500.00	650.00
FRYING PAN STEEL AVG. QLTY MED. SIZE	EACH	260.00	250.00	200.00	200.00	800.00	475.00
TAWA IORN (MEDIUM SIZE) AVG. QLTY	EACH	200.00	275.00	275.00	200.00	400.00	300.00
S.STEEL PLATE A.QLTY.(M.SIZE)	EACH	85.00	90.00	80.00	42.50	130.00	65.00
TABLE SPOON S.STEEL SUP.QLTY.	DOZEN	325.00	240.00	250.00	300.00	500.00	420.00
WATER SET JUG+6 GLASSES (OMROC)	SET	340.00	500.00	475.00	750.00	900.00	450.00
TEA SET PAK. CHINAWARE 21 PCS.	SET	1100.00	1200.00	900.00	2500.00	1300.00	1950.00
DINNER SET PLASTIC 72 PIECES SUPERIOR QLTY	SET	4750.00	3450.00	2850.00	3000.00	2500.00	4450.00
HOTPOT SET PLASTIC 3 PCS.	SET	1050.00	900.00	900.00	1150.00	1500.00	1900.00
BUCKET(BALTI) PLASTIC MED.SIZ	EACH	285.00	370.00	395.00	350.00	400.00	275.00
LOTA PLASTIC (MED SIZE) AVERAGE QUALITY	EACH	40.00	60.00	60.00	50.00	80.00	60.00
PRESURE COOKER 4 LTR.	EACH	1100.00	950.00	775.00	1400.00	1500.00	1225.00
WATER COOLER 9/10 LTR.PLASTIC ***	EACH	500.00	550.00	555.00	550.00	600.00	950.00
THERMOS STARVAC 1 LTR	EACH	375.00	670.00	625.00	425.00	700.00	350.00
BULB PHILIPS 100-WATTS	EACH	30.00	30.00	30.00	25.00	30.00	30.00
TUBE LIGHT PHILIPS 40 WATTS	EACH	100.00	135.00	130.00	110.00	100.00	95.00
ELECTRIC BLUBS "0" WATTE LOCAL	EACH	20.00	25.00	20.00	20.00	20.00	25.00
ELECTRIC BLUB ENERGY SAVER 14 WATTS	EACH	180.00	120.00	130.00	140.00	150.00	180.00
WASHING SOAP 250 GMS SPECIFY BRAND NAME	EACH	30.00	24.00	25.00	29.50	40.00	35.00
SURF EXCEL 400 GMS POLY BAG	EACH	115.00	113.00	110.00	110.00	125.00	125.00
WASHING POWDER 1000 GRM	EACH	175.00	192.50	185.00	175.00	175.00	185.00
WASHING POWDER (WHEEL/ BONUS) 100 GRAMS	EACH	85.00	98.00	100.00	90.00	85.00	95.00
CLEANSER POWDER VIM 1000 GM	PKT.	72.22	72.22	72.22	66.67	66.67	66.67
FINIS 500 ML	BOTTLE	187.50	190.00	180.00	187.50	190.00	200.00
PHNYLE TYPHONE/FINIS/CARRANTE 3 LITRES	BOTTLE	120.00	140.00	140.00	150.00	150.00	120.00
HARPIC	BOTTLE	130.00	145.00	145.00	135.00	125.00	130.00
BOOT POLISH CHERRY/KIWI 50ML	EACH	100.00	80.00	80.00	85.00	90.00	100.00
ROBIN BLUE (35 GRAMS)	PKT.	35.00	25.00	30.00	50.00	25.00	25.00
TISSU PAPER PERFUMED 100 PCS.	PKT	100.00	100.00	97.50	118.75	110.00	90.00
TOILET PAPER ROLL (R.PETEL)	P/ROLL	40.00	40.00	40.00	37.50	40.00	40.00
BOOT POLISH LIQUID CHEERY BLOSSOM KIWI 75 ML	BOTTLE	120.00	120.00	120.00	120.00	120.00	140.00
MATCH BOX SMALL	EACH	1.00	2.00	2.00	2.00	1.50	1.50
DRY CELL 1.5 VOLT(LOCAL)	EACH	15.00	15.00	15.00	25.00	25.00	21.50
HAND STITCHING NEEDLE M.SIZE	PACKET	5.00	8.00	8.00	6.00	10.00	5.00
SEWING MACHINE NEEDLE (SINGER)	EACH	5.00	6.00	6.00	5.00	6.00	5.00
HOUSEHOLD SERVANT FEMALE P/T	P/MNTH	1350.00	4000.00	4000.00	1500.00	3500.00	900.00
MARRIAGE HALL WITH FURNITURE	P/HEAD	80.00	50.00	50.00	50.00	50.00	50.00
SEPTRAN TABLETS	10TAB.	15.00	15.00	15.00	16.00	15.00	16.00
BRUFEN TABS 200-MG.	10TAB.	10.00	10.00	10.00	10.00	10.00	10.00
PANADOL TAB. EXTRA/PLAIN	10TAB.	10.00	10.00	10.00	10.00	10.00	10.00

Contd.

7.11 Intercity Consumer Prices January, 2016

Description	Unit	Quetta	Turbat	Gawadar	Loralai	Khuzdar	D.M. Jamali
DISPRIN TAB.	10TAB.	10.00	10.00	10.00	10.00	10.00	10.00
TRISIL TAB.	10 TAB	10.00	10.00	10.00	10.00	10.00	10.00
FLAGYL TAB. 200 MG.	10TAB.	10.00	10.00	10.00	10.00	10.00	10.00
VENTOLIN TAB. 2MG.	10TAB.	9.00	9.00	9.00	9.00	9.00	9.00
DAONIL TAB. 5 MG.	10TAB.	17.00	17.00	17.00	17.00	17.00	17.00
ENTOX TAB.	10TAB.	10.00	10.00	10.00	10.00	10.00	10.00
RENITEC TAB. 5 MG.	10TAB.	59.00	59.00	59.00	59.00	59.00	59.00
CAC. 1000 TAB	BOTTLE	122.00	122.00	122.00	122.00	122.00	122.00
AMOXIL CAPSOLE 250 MG.S	10CAP.	36.00	36.00	36.00	36.00	36.00	36.00
CALCIUM SYRUP SANDOZ	BOTTLE	64.00	64.00	64.00	64.00	64.00	64.00
LEDERPLEX SYRUP	BOTTLE	35.00	35.00	35.00	35.00	35.00	35.00
SANCOS SYRUP (50 ML.)	BOTTLE	30.00	30.00	30.00	30.00	30.00	30.00
PHENERGAN SYRUP 120 ML.	BOTTLE	33.00	33.00	33.00	33.00	33.00	33.00
CALPOL SYRUP 60 ML.	BOTTLE	28.00	28.00	28.00	28.00	28.00	28.00
HYDRYLIN SYRUP 120 ML.	BOTTLE	65.00	65.00	65.00	65.00	65.00	65.00
POLYFAX EYE OINTMENT	TUBE	21.00	21.00	21.00	21.00	21.00	21.50
BETNESOL EYE DROPS	BOTTLE	33.89	33.89	33.89	33.89	33.89	33.89
EAR DROPS (CARDISPORINE) ***	BOTTLE	21.00	21.00	21.00	21.00	21.00	21.00
BETNOVATE-N OINTMENT 5 GMS	TUBE	16.00	16.00	16.00	16.00	16.00	16.00
BURNOL CREAM 30 GRM	TUBE	16.00	16.00	16.00	16.00	16.00	16.00
VICKS VAPORUB/BALM	BOTTLE	36.00	36.00	37.00	36.00	36.00	36.00
GLYCRINE SMALL BOTTLE	BOTTLE	45.00	25.00	25.00	30.00	25.00	15.00
JOUHAR JOSHANDA	PKT.	8.00	7.00	7.00	8.00	7.00	8.00
GALXOS-D (450 GRMS)	PKT.	151.88	151.88	151.88	151.88	157.50	157.50
GRIPE-WATER WOODWARDS	BOTTLE	50.00	55.00	55.00	55.00	55.00	55.00
SANIPLAST ONE PUTTY	EACH	1.50	3.00	3.00	2.00	2.00	1.45
O.R.S. (NIMCOL)	PKT.	15.00	17.00	17.00	15.00	15.00	15.00
DETTOL (MEDIUM)	BOTTLE	46.80	46.80	46.80	46.80	46.80	46.80
COTTON BANDAGE 2" - 4"	EACH	10.00	15.00	15.00	13.00	12.00	10.00
THERMOMETER CHINA	EACH	35.00	50.00	50.00	35.00	50.00	40.00
DOCTOR (MBBS) CLINIC FEE	P/PAT.	200.00	350.00	300.00	200.00	200.00	90.00
URINE TEST (DR) CHARGES	P/TEST	80.00	250.00	300.00	100.00	100.00	85.00
BLOOD TEST (CP) CHARGES	P/TEST	200.00	350.00	350.00	200.00	125.00	225.00
SUGAR TEST (RANDOM/FASTING BOTH) CHARGES	P/TEST	175.00	300.00	300.00	150.00	150.00	200.00
ECG CHARGES	P/TEST	175.00	400.00	400.00	200.00	300.00	150.00
X-RAY (CHEST) CHARGES	PIX-RAY	300.00	350.00	350.00	250.00	230.00	350.00
CAR SUZUKI 800 CC (W/O. A/C)	EACH	0.00	0.00	0.00	0.00	0.00	0.00
CAR SUZUKI 1000 CC	EACH	1044000.00	0.00	0.00	0.00	0.00	0.00
CAR TOYOTA 1300 CC	EACH	1568000.00	0.00	0.00	0.00	0.00	0.00
CAR HONDA CIVIC	EACH	2053000.00	0.00	0.00	0.00	0.00	0.00
MOTORCYCLE HONDA CD-70.	EACH	63500.00	68000.00	67000.00	63500.00	0.00	63500.00
MOTORCYCLE YAMAHA 100CC.	EACH	80600.00	81000.00	81750.00	81000.00	0.00	0.00
MOTOR CYCLE HERO 70 CC	EACH	45000.00	50000.00	0.00	50000.00	0.00	0.00
BICYCLE WITH TYRES & TUBES	EACH	7062.50	6000.00	5200.00	7000.00	0.00	7000.00
TYRE CAR WITH TUBE GENERAL	EACH	3250.00	4000.00	4000.00	3300.00	3500.00	3300.00
TYRE MOTOR CYCLE WITHOUT TUBE	EACH	1050.00	1350.00	1400.00	1100.00	1300.00	1100.00
TYRE CYCLE SPECIFY BRAND NAME	EACH	350.00	300.00	300.00	300.00	450.00	475.00
TYRE CAR W/O TUBE	EACH	2950.00	3500.00	3500.00	2000.00	6600.00	2800.00
PETROL SUPER	LITRE	76.26	76.26	76.26	76.26	76.26	76.26
HIGH SPEED DIESEL HSD	LITRE	80.79	80.79	80.79	80.79	80.79	80.79
CNG	K.G.	75.82	0.00	0.00	0.00	0.00	75.82
GAS CYLINDER STAND. SIZE	EACH	1275.00	880.00	990.00	1300.00	1075.00	1700.00
MOTOR CYCLE SERVICE CHARGES	EACH	275.00	200.00	200.00	200.00	400.00	200.00
CAR SERVICE CHARGES	EACH	450.00	350.00	500.00	375.00	500.00	300.00
TYRE PUNCTURE CHARGES	EACH	45.00	80.00	85.00	50.00	80.00	65.00
CYCLE OVERHAULING CHARGES	EACH	190.00	150.00	155.00	190.00	300.00	100.00
CAR TAX FOR 800CC TO 1300CC	YEARLY	400.00	400.00	400.00	400.00	400.00	400.00
TRAIN FARE ECO. 1-100 KM.	P/KM.	0.68	0.68	0.68	0.00	0.00	0.68
TRAIN FARE ECO. 101-500 KM.	P/KM.	0.98	0.00	0.98	0.00	0.00	0.98
TRAIN FARE ECO. > 500 KM.	P/KM.	0.89	0.89	0.89	0.00	0.00	0.89

Contd.

7.11 Intercity Consumer Prices January, 2016

Description	Unit	Quetta	Turbat	Gawadar	Loralai	Khuzdar	D.M. Jamali
TRAIN FARE IST SLP. 1-100KM	P/KM.	2.10	2.10	2.10	0.00	0.00	2.10
TRAIN FARE IST SLP.101-500 KM	P/KM.	2.59	2.59	2.59	0.00	0.00	2.59
TRAIN FARE IST SLP. > 500 KM	P/KM.	1.99	1.99	1.99	0.00	0.00	1.99
TRAIN FARE A/C SLP. 1-100KM.	P/KM	5.76	5.76	5.76	0.00	0.00	5.76
TRAIN FARE A/C SLP.101-500KM	P/KM.	4.59	4.59	4.59	0.00	0.00	4.59
TRAIN FARE A/C SLP > 500KM.	P/KM	4.16	4.16	4.16	0.00	0.00	4.16
PLATEFORM TICKET	EACH	10.00	0.00	10.00	0.00	0.00	10.00
AUTO RICKSHAW FARES	KM/MIN	65.00	40.00	55.00	50.00	65.00	50.00
FULL TONGA CHARGES	KM/MIN	80.00	0.00	0.00	50.00	0.00	0.00
TAXI 4 SEATER FARE	KM/MIN	60.00	50.00	60.00	60.00	60.00	60.00
BUS FARE MIN (WITHIN CITY)	TICKET	20.00	0.00	0.00	0.00	0.00	0.00
BUS FARE MAX (WITHIN CIT	TICKET	20.00	0.00	0.00	0.00	0.00	0.00
BUS FARE OUTSIDE CITY	P/KM.	0.90	0.90	0.90	0.90	0.90	0.90
A/C BUS FARE OUTSIDE CITY	P/KM.	1.35	1.35	1.35	1.35	1.35	1.35
MINIBUS FARE MIN.WITH IN CITY	TICKET	20.00	0.00	35.00	0.00	0.00	0.00
MINIBUS FARE MAX.WITH IN CITY	TICKET	20.00	0.00	0.00	0.00	0.00	0.00
SUZUKI FARE MIN.WITH IN CITY	TICKET	0.00	10.00	10.00	0.00	15.00	0.00
SUZUKI FARE MAXIMUM W.IN CITY	TICKET	0.00	30.00	30.00	0.00	30.00	0.00
AIR FARE ECONOMY CLASS.	P/KM.	19.26	19.26	19.26	0.00	19.26	0.00
POSTAL ENVELOPE DOMESTIC	EACH	8.00	8.00	8.00	8.00	8.00	8.00
ENVELOPE FOR SAUDI ARABIA	EACH	50.00	50.00	50.00	45.00	50.00	45.00
POSTAL REGISTRATION CHARGES	EACH	28.00	38.00	38.00	38.00	28.00	38.00
U.M.S. REG CHARGES MIN.	EACH	59.00	59.00	59.00	59.00	59.00	59.00
T.C.S. CH. MIN.WITH IN ZONE	EACH	110.00	150.00	150.00	150.00	150.00	150.00
TELEPHONE CHARGES LOCAL CALL	P/CALL	3.94	3.94	3.94	3.94	3.94	3.94
TEL CHARGES OUT SIDE CITY	P/CALL	3.94	3.94	3.94	3.94	3.94	3.94
INTERNET CHARGES	P/HOUR	25.00	30.00	30.00	38.75	20.00	30.00
MOBILE CELL CHARGES	P/UNIT	3.00	3.00	3.00	3.00	4.00	3.00
FAX CHARGES (LOCAL)	P/PAGE	15.00	25.00	25.00	20.00	20.00	15.00
TELEPHONE SET AV. QLTY	EACH	575.00	850.00	800.00	675.00	500.00	850.00
MOBILE SET NOKIA/SONY/ERICSON/SAMSUNG WITHOUT CAMERA	EACH	3000.00	2100.00	2100.00	2750.00	3000.00	3750.00
T.V. 20" COLORED WEGA H-A21.	EACH	18000.00	17000.00	17000.00	18000.00	17500.00	20000.00
T.V 20" COLOR CHINA/KORIA)	EACH	13000.00	8000.00	8000.00	12000.00	8500.00	16500.00
V.C.P. PANASONIC/LG/NAT	EACH	6900.00	4500.00	0.00	6000.00	0.00	6500.00
DVD/VCD PLAYER PANASONIC/LG	EACH	5200.00	3000.00	0.00	4800.00	3000.00	4750.00
RADIO WITH C.PLAYER NATIONAL	EACH	1925.00	1600.00	1675.00	2000.00	1900.00	1650.00
PERSONNEL COMPUTER (BRANDED)	EACH	42000.00	28000.00	28000.00	28000.00	28000.00	28000.00
VID. CASSETTE BLK. TDK/SONY	EACH	155.00	150.00	150.00	150.00	0.00	0.00
COM. C.D. (TDK/IMATION)	EACH	72.50	60.00	35.00	70.00	50.00	65.00
TAPE RECORDER CASSETTE BLANK	EACH	40.00	35.00	37.50	35.00	45.00	30.00
VIDEO GAME SEGA 16 BYTE	EACH	1150.00	900.00	900.00	1250.00	1000.00	0.00
CINEMA A/C. HIGH CLASS	TICKET	0.00	0.00	0.00	0.00	0.00	0.00
CINEMA NON-A/C HIGH CLASS	TICKET	150.00	0.00	0.00	20.00	0.00	0.00
CABLE CHARGES	PER MONT	400.00	350.00	300.00	300.00	300.00	300.00
TV.LICENCE FEE DOMESTIC	YEARLY	420.00	420.00	420.00	420.00	420.00	420.00
ENGLISH BOOK CLASS V1	EACH	59.00	59.00	59.00	59.00	59.00	59.00
ENGLISH BOOK CLASS IX OR X	EACH	72.00	72.00	72.00	72.00	72.00	72.00
ENG. BOOK IST.YR COMPLETE SET	EACH	65.00	65.00	65.00	65.00	65.00	65.00
ENGLISH BOOK BA/B.SC	EACH	175.00	175.00	175.00	175.00	175.00	175.00
URDU BOOK CLASS V (T.B.BORD)	EACH	82.00	82.00	82.00	82.00	82.00	82.00
URDU BOOK CLASS IX/X(T.B.B)	EACH	85.00	85.00	85.00	85.00	85.00	85.00
URDU BOOK IST.YEAR/INTER	EACH	85.00	85.00	85.00	85.00	85.00	85.00
URDU BOOK BA/B.SC	EACH	175.00	175.00	175.00	175.00	175.00	175.00
MATHS BOOK CALSS V (T.B.B)	EACH	55.00	55.00	55.00	55.00	55.00	55.00
MATHS BOOK CLASS IX OR X	EACH	130.50	130.50	130.50	130.50	130.50	130.50
MATHS BOOK IST.YEAR (T.B.B)	EACH	138.00	138.00	138.00	138.00	138.00	138.00
PAKISTAN STUDIES BOOK BA/B.SC	EACH	300.00	300.00	300.00	300.00	300.00	300.00
DAILY "DAWN"	P/COPY	19.00	19.00	19.00	19.00	19.00	19.00
DAILY "JANG"	P/COPY	12.00	12.00	12.00	12.00	12.00	12.00
DAILY "NAWA-E-WAQT"	P/COPY	12.00	12.00	12.00	12.00	12.00	12.00

Contd.

7.11 Intercity Consumer Prices January, 2016

Description	Unit	Quetta	Turbat	Gawadar	Loralai	Khuzdar	D.M. Jamali
WEEKLY "AKHBAR-E-JAHAN"	P/COPY	55.00	55.00	55.00	55.00	55.00	55.00
WEEKLY "MAG"	P/COPY	45.00	45.00	45.00	45.00	45.00	45.00
MONTHLY "NAUNEHAL DIGEST"	P/COPY	35.00	35.00	35.00	35.00	35.00	35.00
PAPER FOOLSCAPE (27"x17")	QUIRE	27.50	25.00	25.00	35.00	50.00	35.00
EXERCISE.BOOK LINED 80/100 PGS	EACH	37.50	40.00	40.00	50.60	50.00	27.50
PENCILGOLDFISH/DEER	EACH	5.00	5.00	5.00	7.00	5.00	5.00
PEN INK DOLLOR 57 ML BOTTLE	EACH	20.00	20.00	20.00	20.00	20.00	20.00
PHOTOSTATE PAPER 70 GM	PRT	355.00	530.00	550.00	400.00	430.00	350.00
BALL PEN (local)	EACH	5.00	8.00	7.00	5.00	10.00	5.00
FOUNTAIN PEN HERO/WINGS/CHINA	EACH	35.00	40.00	40.00	50.00	45.00	37.50
PRIVATE SCHOOL FEE ENGLISH MEDIUM AVERAGE STANDARD (CLASS I)	PER MONTH	750.00	725.00	800.00	600.00	350.00	475.00
PRIVATE SCHOOL FEE ENGLISH MEDIUM AVERAGE STANDARD (CLASS V)	PER MONTH	1150.00	900.00	900.00	750.00	560.00	550.00
PRIVATE SCHOOL FEE ENGLISH MEDIUM AVERAGE STANDARD (CLASS VI)	PER MONTH	1200.00	1100.00	1100.00	1000.00	675.00	700.00
PRIVATE SCHOOL FEE ENGLISH MEDIUM AVERAGE STANDARD (CLASS X)	PER MONTH	1400.00	1200.00	1300.00	1200.00	635.00	950.00
PRIVATE MEDICLE COLLEGE FEE MBBS (1ST YEAR)	PER MONTH	0.00	0.00	0.00	0.00	0.00	0.00
PRIVATE ENGINEERING COLLEGE FEE (ISTR YEAR)	PER MONTH	5700.00	0.00	0.00	0.00	0.00	0.00
GOVT. COLLEGE FEE IST. YEAR	MONTH	60.00	7.50	7.50	7.50	7.50	7.00
GOVT. COLLEGE FEE 4TH. YEAR	MONTH	80.00	9.00	9.00	9.00	9.00	9.00
GOVT. UNIVERSITY FEE MSC.	MONTH	350.00	350.00	350.00	350.00	350.00	350.00
GOVT. MED. COLLEGE FEE MBBS	MONTH	950.00	0.00	950.00	0.00	0.00	950.00
GOVT. ENGG. COLL. FEE I YEAR	MONTH	850.00	0.00	3850.00	0.00	850.00	850.00
COACHING FEE FOR CLASS IX/X	PER MONTH	500.00	1200.00	1000.00	600.00	600.00	1000.00
COACHING CHARGES FOR CLASS IST YEAR/INTER (SCIENCE)	PER MONTH	1000.00	0.00	1000.00	0.00	0.00	1500.00
COACHING CHARGES FOR CLASS IST YEAR/INTER (COMMERCE)	PER MONTH	1000.00	0.00	1000.00	0.00	0.00	1500.00
I.T. TUITION FEES	PER MONTH	1800.00	0.00	920.00	0.00	0.00	0.00
MBA TUITION FEES	PER MONTH	0.00	0.00	0.00	0.00	0.00	0.00
BREAD TANDOORI ST. SIZE	EACH	10.00	10.00	10.00	10.00	15.00	10.00
COOKED MUTTON (AV. HOTEL)	PLATE	150.00	130.00	160.00	200.00	200.00	115.00
COOKED BEEF (AV. HOTEL)	PLATE	80.00	90.00	130.00	120.00	160.00	80.00
COOKED DAL (AV. HOTEL)	PLATE	60.00	70.00	85.00	50.00	80.00	40.00
CHICKEN BIRYANI FULL/DOUBLE	PLATE	150.00	150.00	145.00	100.00	80.00	90.00
TEA PREPARED (ORDINARY)	CUP	21.00	20.00	20.00	20.00	20.00	20.00
HAIRCUT CHARGES FOR MEN	P/CUT	100.00	100.00	100.00	60.00	80.00	55.00
BEAUTY PORL HAIR STYL CHARGE	P/STY.	350.00	300.00	350.00	250.00	250.00	150.00
SHAVING CHARGES	PER SHV	60.00	40.00	45.00	40.00	40.00	25.00
LIPSTICK S.MISS/MEDORA	EACH	120.00	90.00	100.00	90.00	100.00	105.00
NAIL POLISH S.MISS/MEDORA	EACH	95.00	80.00	80.00	80.00	80.00	80.00
PERFUME MED.SIZE MEDORA/BROACH	EACH	100.00	100.00	100.00	100.00	180.00	180.00
HAIR-OIL AMLA/CHAMBELI	BOTTLE	100.00	90.00	80.00	100.00	100.00	120.00
TOILET SOAP LUX 95 GRAMS	EACH	34.70	34.70	34.70	34.70	34.70	34.70
TOILET SOAP LIFEBOUY 140 GRM	EACH	36.00	36.00	36.00	36.00	36.00	36.00
TOILET SOAP SAFEGUARD BATH SIZE	EACH	50.00	50.00	49.00	48.00	50.00	48.00
TOOTHPASTE MACKLINES 70 GRM	EACH	50.00	50.00	50.00	50.00	50.00	50.00
TOOTHPAST MED SIZE CLGATE 70 GMS	EACH	60.00	56.00	56.00	56.00	56.00	56.00
TOOTHBRUSH SHEILD A/PLAUQUE	EACH	50.00	50.00	50.00	40.00	50.00	47.50
TOOTHPOWDER DENTONIC 90 GRM	EACH	25.00	25.00	25.00	25.00	25.00	25.00
HAIR-COLOUR BEGIN (6 GMS)	EACH	95.00	90.00	90.00	95.00	90.00	100.00
HAIR COLOUR (KALAKOLA)	BOTTLE	120.00	120.00	120.00	120.00	120.00	130.00
FACECREAM PONDS (MEDIUM)	EACH	120.00	100.00	100.00	120.00	160.00	110.00
TALC POWDER VICE ROAY.B.CAT	EACH	135.00	130.00	120.00	120.00	160.00	130.00
BLADE TREET ORDINARY 10'S	PKT.	30.00	30.00	30.00	40.00	50.00	30.00
BLADE 7-O-CLOCK STAIN. 5'S	PKT.	45.00	35.00	35.00	35.00	60.00	30.00
SHAMPOO SUNSILK/PAINTIN 100 ML	BOTTLE	110.00	115.00	110.00	100.00	100.00	110.00
BEAUTY CREAM (FAIR & LOVELY)	EACH	155.00	85.00	115.00	100.00	100.00	165.00
HAIR REMOVING CREAM (EU-CREAM)	TUBE	65.00	55.00	70.00	80.00	55.00	65.00
GEL MEDIUM SIZE	BOTTLE	80.00	60.00	60.00	120.00	180.00	120.00
DISPOSABLE RAZOR GILLET-II	EACH	45.00	45.00	47.50	45.00	50.00	40.00
SHAVING CREAM TOUCH-ME/ADM.	EACH	60.00	50.00	60.00	60.00	70.00	60.00
GOLD TEZABI 24 CT	10 GM.	38400.00	45000.00	45000.00	48000.00	38500.00	39000.00
SILVER TEZABI 24 CT	10 GM.	580.00	1000.00	1100.00	0.00	540.00	600.00
ARTIFICIAL JEWELLARY SET	SET	480.00	500.00	525.00	400.00	450.00	500.00
WRIST WATCH GENTS CITIZEN (ORIGINAL) ***	EACH	2550.00	2550.00	2500.00	2550.00	2500.00	2500.00
WRIST WATCH LADIES CITIZEN (ORIGINAL) ***	EACH	2550.00	2500.00	2500.00	2500.00	2500.00	2500.00
WALL CLOCK QUARTZ AV.QLTY	EACH	475.00	450.00	325.00	500.00	500.00	500.00
SUITCASE REXIN (24"x16"x6")	EACH	1500.00	1000.00	950.00	1000.00	2200.00	900.00
TRUNK MEDIUM SIZE ***	EACH	675.00	650.00	700.00	650.00	2200.00	1200.00
PURSE LADIES (LEATHER) AVERAGE QUALITY	EACH	400.00	325.00	300.00	330.00	450.00	325.00

7.11 Inter-city Consumer Prices January, 2016

Description	Unit	Value in Rupees	
		Average	% Change
WHEAT	10 KG.	1.91	351.63
WHEAT FLOUR FINE/SUPERIOR.	KG.	0.45	44.85
WHEAT FLOUR AVG. QLTY	KG.	0.38	39.83
WHEAT FLOUR BAG	10 KG.	0.34	394.59
MAIDA	KG.	-0.73	52.71
SUJI	KG.	0.59	54.63
BESAN AV. QLTY.	KG.	1.32	125.09
RICE BASMATI SUP. QLTY.	KG.	-0.03	113.18
RICE BASMATI 385/386	KG.	-1.07	75.35
RICE BASMATI BROKEN AV.QLTY	KG.	-1.59	59.19
RICE IRRI-6 (SINDH/PUNJAB)	KG.	-0.62	43.84
VERMICELLI	KG.	-1.15	79.61
BREAD PLAIN MEDIUM SIZE	EACH	0.00	39.93
RUSK (PAPAY)	KG.	0.20	189.22
BISCUITS-PACKED	PKT	0.00	35.09
BISCUIT-BAKERY (LOOSE)	250 GM	0.33	76.35
CORNFLAKS FAUJI 225 GM.	PKT	0.00	176.04
SAMOSA (VEGATABLE)	EACH	0.40	12.73
PASTRY AV.QLTY.	EACH	0.00	25.78
PATTIES (VEGATABLES)	EACH	0.00	21.39
NIMCO	250 GM	0.37	67.18
CHIPS	250 GM	0.32	77.96
BEEF WITH BONE AV.QLTY.	KG	1.00	303.59
MUTTON AV.QLTY.	KG	0.24	602.09
CHICKEN FARM BROILER (LIVE)	KG	2.91	156.91
FISH-RAHU MEDIUM SIZE	KG	0.67	293.85
MILK FRESH (UNBOILED)	LTR.	0.65	77.47
CURD	KG.	0.40	90.65
MILK TETRA PACK 1/2 LTR.	PKT.	0.00	59.43
LACTOGEN 400 GRAMS	PKT.	0.00	432.00
POWDER MILK NIDO 400GM.	PKT	0.40	375.41
MILK POWDER LOOSE/PACKED	KG.	0.00	494.46
BUTTER LOCAL PACKED	50 GM.	0.00	29.55
EGGS FARM	DOZ	3.75	101.53
MUSTARD OIL AV.QLTY.	KG.	-0.30	181.58
COOKING OIL (DALDA)	2.5LTR	0.83	454.29
COOKING OIL (PAKWAN) OTHER BRAND SPECIFY	2.5 LTR	-0.78	395.60
VEGETABLE GHEE TIN	2.5KG.	0.46	447.26
VEGETABLE GHEE (LOOSE)	KG.	-0.39	139.26
DATES AV.QLTY.	KG.	-1.29	174.11
PISTACHIO AV.QLTY.	50 GM.	1.15	105.93
ALMONDS WHOLE AV.QLTY.	KG.	3.12	662.09
COCONUT DRY AV.QLTY.	KG.	1.45	278.61
RAISINS AV.QLTY.	50 GM.	0.54	22.53
GROUNDNUTS (WITH SHELL)	KG.	3.61	187.47
MALTA/MOSAMBI	DOZ	-11.71	112.11
KINNU	DOZ		83.33
APPLE	KG	0.21	102.99
ALOO BUKHARA	KG		0.00
POMEGRANATE (ANNAR)	KG	17.82	203.90
GRAPES	KG		0.00
BANANAS	DOZ	3.27	62.56
MANGO KALMI	KG		0.00
GUAVA	KG	-6.19	63.31
WATERMELON (TURBOOZ)	KG		0.00
MUSKMELON (KHARBOOZA)	KG		0.00
SWEETMELON (GARMA)	KG		0.00
PULSE MASOOR (WHOLE)	KG.	0.71	133.49
PULSE MASOOR (WASHED)	KG.	0.96	144.13
PULSE MOONG (WASHED)	KG.	0.99	159.11
PULSE MASH (WASHED)	KG.	6.08	241.90
PULSE GRAM	KG.	0.70	122.14
GRAM WHOLE BLACK AV QLTY.	KG.	2.06	113.36
GRAM WHOLE YELLOW AV.QLTY	KG.	1.76	125.30
BEANS (LAL LOBIA)	KG.	0.06	139.66

Contd.

7.11 Inter-city Consumer Prices January, 2016

Description	Unit	Value in Rupees	
		Average	% Change
POTATOES	KG	-15.43	20.44
ONION	KG	-16.55	43.44
TURNIP	KG	-24.40	21.99
RADISH	KG	-21.13	21.28
TOMATOES	KG	-27.42	37.34
CABBAGE	KG		30.00
CAULIFLOWER	KG	-23.76	27.06
BRINJAL	KG	-17.43	0.00
PUMPKIN	KG		0.00
BOTTLEGOURD	KG	-100.00	0.00
LADY FINGER	KG		0.00
PEAS	KG	-61.80	42.16
SPINACH	KG	-16.24	19.56
TINDA	KG	-100.00	0.00
TURAI	KG	-100.00	0.00
KARAILA	KG	-100.00	0.00
ARVI	KG	-100.00	0.00
CHILLIES GREEN	KG	-19.71	70.50
CARROT	KG	-36.59	24.69
COCUMBER (KHEERA)	KG	-10.65	57.48
LEMON	250GM	-12.20	28.49
SUGAR REFINED	KG.	-5.08	60.05
GUR AV.QLTY	KG.	-4.60	84.35
HONEY LANGANESE 500 GM.	BOTTLE	0.29	792.57
MILO 200 GM.	BOTTLE	0.00	206.60
CUSTARD POWDER RAFHAN 300 GM.	PKT	1.97	77.07
TOFFEE (HILAL)	EACH	0.00	1.40
CHOWKELATE CANDY (SMALL SIZE)	EACH	0.00	5.03
SWEETMEAT (MIXED)	KG	0.14	312.67
ICE CREAM WALLS	CUP.	0.00	40.00
ICE	KG	0.00	10.99
JAM AHMED/MITCHELLES	BOTTLE	0.00	134.10
SQUASH-MITCHELLES	BOTTLE	0.00	153.83
ROOH AFZA	BOTTLE	0.00	151.81
JAM-E-SHIREEN	BOTTLE	0.00	156.88
SAUNF	50 GM	0.33	17.97
CINAMON LOOSE AV. QLTY	50 GM.	0.43	25.81
CUMINSEED WHITE NATIONAL	50 GM.	0.00	52.56
PEPPER BLACK NATIONAL	50 GM.	1.48	96.63
CLOVES LOOSE AV.QLTY	50 GM.	-0.13	93.22
CARDAMOM LARGE LOOSE AV.QLTY	50 GM.	0.17	144.44
CARDAMOM SMALL AV.QLTY	50 GM.	-0.30	103.57
SALT-POWDERED (LAHORI) LOOSE	KG.	0.00	10.36
SALT POWDERED (NATIONAL/SHAN)	PKT	0.49	24.50
CHILLIES POWD.NATIONAL 200GM	PKT	0.00	105.00
CHILLIES POWDER LOOS	KG.	1.83	275.98
CORRIANDER SEED POWD.NATIONAL	PKT	0.73	96.13
CORRIANDER SEED (LOOSE)	KG.	0.08	257.17
TURMERIC POWD.NATIONAL 50GM	PKT.	0.00	35.20
CURRY POWD. NATIONAL 200 GM	PKT.	0.00	86.68
TOMATO KETCHUP AHMED/MITCHL	BOTTLE	0.00	93.38
PICKLES AHMED/MITCHELLES	BOTTLE	0.00	107.88
VINEGAR SYNTHETIC (SIRKA)	BOTTLE	0.20	75.83
GARLIC	KG	9.81	220.38
GINGER	KG	-6.70	160.31
TAPAL DANEDAR TEA 200GM PACKET	PKT	3.48	175.25
TEA LIPTON YELLOW LABEL 200GM.	PKT.	1.53	186.68
TEA LOOSE KENYA AV.QLTY 250GM.	PKT.	1.59	158.99
COFFEE-NESCAFE 75 GM. **	BOTTLE	0.34	332.23
COLD DRINK (STANDARD SIZ)	BOTTLE	0.00	24.81
FRUIT JUICE TETRA PACK	PKT.	0.00	18.41
MINERAL WATER NESTLE 1.5 LTR	BOTTLE	0.29	48.53
ALCOHOLIC BEVERAGES & TOBACCO			
CIGARETTES K-2 10'S **	PKT	7.47	56.98
CIGARETTES CAPSTAN 10'S **	PKT	8.64	64.69

Contd.

7.11 Inter-city Consumer Prices January, 2016

Description	Unit	Value in Rupees	
		Average	% Change
CIGARETTES GOLD LEAF 20'S	PKT	4.93	123.13
CIGARETTES MORVEN GOLD 20'S	PKT	7.53	64.32
BETEL LEAVES	50GM.	1.94	70.10
BETEL NUTS	KG.	1.85	350.14
CLOTHING & FOOTWEAR			
LONG CLOTH 57" GUL AHMED/AL-KARAM	METER	0.00	216.24
SHIRTING AV.QLTY.	METER	0.00	171.95
PANT CLOTH W & WEAR AV.QLTY	METER	0.00	389.14
LAWN PRINTED GUL AHMED/AL-KARAM	METER	0.00	276.06
GEORGETTE AV.QLTY	METER	0.00	135.83
LINEN AV.QLTY ***	METER	0.74	152.94
HEAVY WT SUITING LAWERNCPUR AVG QLTY	METER	1.45	1317.20
HEAVY WT SUITING LAWERNCPUR SUP QLTY	METER	1.26	1767.04
TROPICAL SUITING LAW.PUR	METER	1.36	1121.83
PANT BOY 24"/26" LENGTH.	EACH	0.55	507.80
SHIRT BOY 24"/26" LENGTH	EACH	0.55	398.35
SCHOOL UNI. PANT,SHIRT BOYS	SUIT	0.00	669.62
SCHOOL UNI. KAMEEZ,SHAL.BOYS	SUIT	0.00	626.28
SCHOOL UNI. KAMEEZ,SHAL.GIRL	SUIT	0.00	655.82
FROCK W/WEAR GIRLS	EACH	0.76	1021.93
AWAMI-SUIT W & W(BOY) 24"/26	SUIT	0.30	988.08
AWAMI-SUIT W&W (GENTS)AV.QLTY	SUIT	0.10	1318.19
PULLOVER GENTS OXFORD/BON.	EACH	1.84	2816.56
PULLOVER LADIES OXFORD/BON.	EACH	2.04	2696.88
PULLOVER (GENTS) OTHERS A.QTY	EACH	2.04	979.86
SECOND-HAND COAT FOR MEN	EACH	2.39	453.92
SECONDHAND SWEETER FOR MEN DUP QLTY	EACH	2.22	328.40
SECONDHAND WINTER JACKET	EACH	3.74	438.40
UNDERWEAR AV.QLTY MEDIUM SIZE	EACH	0.38	131.16
VEST FOR MEN AV.QLTY.	EACH	0.47	134.94
VEST/SHAMEEZ (WOMEN) AVG. QLTY	EACH	0.00	156.84
SOCKS NYLON (PAKISTANI)	PAIR	0.14	87.46
BRASSIER AV.QLTY.	EACH	0.00	153.86
BRASSIER SUP QLTY	EACH	0.71	358.04
DOPATTA GEORGETTE AV.QLTY.	EACH	0.00	294.10
DOPATTA COTTON AV GLTY	EACH	0.00	233.95
CHADDAR (W/WEAR) (2x2.5 MTR)	EACH	1.10	447.57
LUNGI/DHOTI(COTTON) AVG. QLTY	EACH	0.62	306.84
HANDKERCHIEF AVG. QLTY PAK	EACH	1.24	40.90
HANDKERCHIEF SUP. QLTY PAK	EACH	0.79	63.71
GLOVES AV QLTY	PAIR	4.02	102.40
AZARBAND COTTON AVG. QLTY	EACH	0.62	17.90
SEWING THREAD/REEL(ASLI PARI)	EACH	0.00	6.85
WASHING CHARGES PAINT & SHIRT	SUIT	1.53	98.19
DRY CLEANING SUIT COAT PANT	SUIT	0.59	318.72
WASHING CH. (KAMIZ-SHALWAR)	PAIR	0.87	69.26
TAILORING SHIRT	EACH	0.82	362.05
TAILORING CHARGES PANT (MEN)	EACH	0.40	606.02
TAILORING COAT-PANT SUIT	SUIT	0.32	3770.27
TAILORING AWAMI-SUIT (MALE)	SUIT	0.25	551.83
TAILORING SUIT FEMALE	SUIT	0.00	469.10
GENTS SHOES PAUL BATA	PAIR	0.00	1199.00
GENTS SANDAL BATA	PAIR	0.00	699.00
GENTS SPOUNG CHAPPAL BATA	PAIR	0.00	179.00
LADIES SANDAL BATA	PAIR	0.00	499.00
LADIES SPOUNG CHAPPAL BATA	PAIR	0.00	179.00
CHILD SHOE POWER LITE BATA	PAIR	0.00	599.00
GENTS SHOE, ART 1109 SERVICE	PAIR	0.00	999.00
NYLON JOGGER 27 SIZE 2-5 ***	PAIR	0.00	1299.00
CHINA FOOT WEAR AV. QLTY (MALE) *	PAIR	0.20	676.26
CHINA FOOT WEAR AV. QLTY (FEMALE) *	PAIR	0.14	525.19
CHINA FOOT WEAR AV. QLTY (CHILDREN) *	PAIR	0.32	436.88
SHOE REPAIR HALF SOLE	PAIR	0.49	101.64
SHOES POLISH CHARGES AVERAGE SHOP	PAIR	0.83	19.33

Contd.

7.11 Inter-city Consumer Prices January, 2016

			Value in Rupees	
Description	Unit	Average	% Change	
HOUSING, WATER, ELECT,GAS & OTH FUEL				
HOUSE RENT (combined)	MONTH	0.00	6649.63	
rent 2	pm	0.00	6649.63	
RENT3	PM	0.00	6649.63	
RENT4	PM	0.00	6649.63	
RENT5	PM	0.00	6649.63	
RENT6	PM	0.00	6649.63	
SYNTHETIC ENEMAL ROBIALAC BALTI 3.64 LTR.	EACH	0.27	1881.66	
SYNTHETIC ENEMAL ICI BALTI 3.64 LTR.	EACH	0.13	1946.47	
CEMENT (LOCAL) SPECIFY BRAND NAME	BAG	-0.20	513.37	
BRICKS (NEW) IST CLASS	P/1000	1.40	6754.73	
CEMENT BLOCKS (6"x8"x12")	P/100	-0.13	2439.23	
BAJREE	100CFT	0.46	3933.92	
SAND (BLACK PIT SAND)	K100CFT	0.02	2235.05	
TIMBER SHESHAM LOG IST QUALITY	cubmt.	0.20	53973.87	
IRON BAR (M.S. BAR) 1/2"	P/TON	-3.35	67083.17	
CARPANTER WAGE RATE	P/DAY	0.00	831.05	
MASON (RAJ) WAGE RATE	P/DAY	0.00	905.02	
UNSKILLED LABOUR WAGE RATE	P/DAY	0.00	503.27	
PLUMBER WAGE RSTE	P/DAY	0.16	858.47	
ELECTICIAN WAGE RATE PER DAY **	P/DAY	0.55	796.17	
ELECTICIAN WAGE RATE PER POINT **	P/PNT	0.63	119.04	
WATER CHARGES PER HOUSE	P/MONTH	0.00	117.89	
ELECT.CHARGES UPTO 50 UNITS	P/UNIT	0.00	2.00	
ELECT.CHARGES 01 - 100 UNIT	P/UNIT	0.00	6.18	
ELECT.CHARGES 101 - 300 UNIT	P/UNIT	0.00	9.54	
ELECT.CHARGES 301 - 1000 UNIT	P/UNIT	0.00	16.39	
ELECT.CHARGES ABOVE 1000 UNIT	P/UNIT	0.00	18.39	
ELEC	PM	0.00	10.50	
GAS CHRg upto 3.3719 MMBUT	MMBTU	0.00	128.70	
GAS CHRg 3.3719 - 6.7438 MMBUT	MMBTU	0.00	257.40	
GAS CHRg 6.7438 - 10.1157 MMBUT	MMBTU	0.00	257.40	
GAS CHRg10.1157 - 13.4876 MMBUT	MMBTU	0.00	702.00	
GAS	PM	0.00	702.00	
GAS	PM	0.00	409.50	
KEROSENE OIL	LTR	-0.04	87.36	
FIREWOOD WHOLE	40 KG.	0.65	529.30	
FURNISHING HOUSE HOLD EQUIPMENTS				
CHAIR SHESHAM WOOD WITH ARMS **	EACH	0.54	1991.64	
CHAIR PLASTIC (CHAIRMAN) AVERAGE QUALITY	EACH	0.32	781.73	
TABLE SHESHAM WOOD (4X2X5") ***	EACH	0.23	5592.92	
SOFASET WOODEN WITH FOAM SEAT **	SET	0.00	17050.20	
COT IRON (WITH NIWAR)AV.QLTY.	EACH	0.74	2220.95	
ALMIRAH (STEEL) 6'X3' 20 GUAGE	EACH	0.13	9692.84	
DINNING TABLE 6 CHAIRS A.QLTY	SET	0.22	20159.58	
SINGLE BED WITHOUT FOAM MED.	EACH	0.32	5967.89	
MATRESS SINGLE(4"THICK)	EACH	0.49	4915.42	
FARSHI DARI 12'X9' AV.QLTY	EACH	0.14	1292.33	
DARI COTTON (6'x2 1/2') AV.QL	EACH	0.17	590.31	
CARPET PLAIN AV. QLTY	SQFT.	0.10	39.93	
QUILT (LIHAF) 3 KG. COTTON	EACH	0.44	921.65	
BLANKET (90" x 54")	EACH	0.97	3460.61	
BEDSHEET SINGLE BED SUP.QLTY	EACH	0.97	622.58	
BED SHEET DOUBLE WITH TWO PILLOW COVERS SUP QLTY	SET	0.94	1206.34	
TOWEL(3'x2') AV. QALTY	EACH	0.59	255.41	
CEILING FAN 48" SUPER QLTY **	EACH	0.00	3048.79	
PEDESTAL FAN 22" SUPER QLTY	EACH	0.00	4108.25	
REFG. DAWLENCE 10 CFT. D.DOOR	EACH	0.00	31240.00	
D-FREEZER WAVES 8 CFT.	EACH	0.00	29740.83	
AIRCONDITIONER 1.5 TON PEL	EACH	0.00	42371.25	
SPLIT AIR CONDITIONER 1.5 TON (SPECIFY BRAND NAME)	EACH	0.19	45211.38	
AIRCOOLER SUPER ASIA	EACH	0.21	11664.79	
WASHING MACHINE SINGER	EACH	0.20	15451.08	
SEWING MACHINE(SINGER)	EACH	0.00	5995.70	
GIZER LARGE SIZE 30 GALLON CAPACITY SUP QLTY	EACH	0.94	18565.00	

Contd.

7.11 Inter-city Consumer Prices January, 2016

Value in Rupees			
Description	Unit	Average	% Change
GAS BURNER DOUBLE SPFY.BRAND	EACH	0.62	1790.16
ELECT. IRON PHILIPS MDL.1120	EACH	1.51	1790.13
ELECTRIC JUICER FOR APPLE	EACH	0.41	5286.17
S.STEEL DEGHCHI MEDIUM SIZE ***	EACH	0.80	632.37
ALUMINIUM COOKING PAN (DEGCHI) MED SIZE	EACH	0.02	597.65
NON STICK COOKING PAN (DEGCHI) SUP. QLTY	EACH	0.71	890.57
FRYING PAN STEEL AVG. QLTY MED. SIZE	EACH	0.06	388.11
TAWA IORN (MEDIUM SIZE) AVG. QLTY	EACH	0.06	314.56
S.STEEL PLATE A.QLTY.(M.SIZE)	EACH	0.00	75.71
TABLE SPOON S.STEEL SUP.QLTY.	DOZEN	0.43	381.12
WATER SET JUG+6 GLASSES (OMROC)	SET	0.55	514.89
TEA SET PAK. CHINAWARE 21 PCS.	SET	0.00	1788.92
DINNER SET PLASTIC 72 PIECES SUPERIOR QLTY	SET	0.14	5225.57
HOTPOT SET PLASTIC 3 PCS.	SET	0.38	1321.25
BUCKET(BALTI) PLASTIC MED.SIZ	EACH	0.79	340.22
LOTA PLASTIC (MED SIZE) AVERAGE QUALITY	EACH	0.64	55.47
PRESURE COOKER 4 LTR.	EACH	1.79	1419.98
WATER COOLER 9/10 LTR.PLASTIC ***	EACH	0.62	605.76
THERMOS STARVAC 1 LTR	EACH	1.56	487.65
BULB PHILIPS 100-WATTS	EACH	0.42	31.14
TUBE LIGHT PHILIPS 40 WATTS	EACH	0.00	104.36
ELECTRIC BLUBS "0" WATTE LOCAL	EACH	0.00	22.18
ELECTRIC BLUB ENERGY SAVER 14 WATTS	EACH	0.00	159.56
WASHING SOAP 250 GMS SPECIFY BRAND NAME	EACH	0.76	33.17
SURF EXCEL 400 GMS POLY BAG	EACH	0.00	120.08
WASHING POWDER 1000 GRM	EACH	0.00	183.56
WASHING POWDER (WHEEL/ BONUS) 100 GRAMS	EACH	0.13	95.51
CLEANSER POWDER VIM 1000 GM	PKT.	1.42	74.67
FINIS 500 ML	BOTTLE	0.40	189.50
PHNYLE TYPHONE/FINIS/CARRANITE 3 LITRES	BOTTLE	0.08	144.89
HARPIC	BOTTLE	0.00	141.81
BOOT POLISH CHERRY/KIWI 50ML	EACH	0.45	103.38
ROBIN BLUE (35 GRAMS)	PKT.	0.00	42.09
TISSU PAPER PERFUMED 100 PCS.	PKT	0.00	106.00
TOILET PAPER ROLL (R.PETEL)	P/ROLL	0.26	38.13
BOOT POLISH LIQUID CHEERY BLOSSOM KIWI 75 ML	BOTTLE	0.09	138.38
MATCH BOX SMALL	EACH	0.45	2.21
DRY CELL 1.5 VOLT(LOCAL)	EACH	0.00	22.81
HAND STITCHING NEEDLE M.SIZE	PACKET	0.00	7.78
SEWING MACHINE NEEDLE (SINGER)	EACH	0.00	6.09
HOUSEHOLD SERVANT FEMALE P/T	P/MNTH	0.67	1885.19
MARRIAGE HALL WITH FURNITURE	P/HEAD	0.12	112.23
HEALTH			
SEPTRAN TABLETS	10TAB.	0.00	15.54
BRUFEN TABS 200-MG.	10TAB.	0.00	10.00
PANADOL TAB. EXTRA/PLAIN	10TAB.	0.00	10.00
DISPRIN TAB.	10TAB.	0.00	10.00
TRISIL TAB.	10 TAB	0.00	10.00
FLAGYL TAB. 200 MG.	10TAB.	0.00	10.00
VENTOLIN TAB. 2MG.	10TAB.	0.00	9.00
DAONIL TAB. 5 MG.	10TAB.	0.00	17.00
ENTOX TAB.	10TAB.	0.00	10.00
RENITEC TAB. 5 MG.	10TAB.	0.00	59.00
CAC. 1000 TAB	BOTTLE	0.00	122.00
AMOXIL CAPSOLE 250 MG.S	10CAP.	0.00	36.00
CALCIUM SYRUP SANDOZ	BOTTLE	0.00	64.00
LEDERPLEX SYRUP	BOTTLE	0.00	35.00
SANCOS SYRUP (50 ML.)	BOTTLE	0.00	30.00
PHENERGAN SYRUP 120 ML.	BOTTLE	0.00	33.00
CALPOL SYRUP 60 ML.	BOTTLE	0.00	28.00
HYDRYLLIN SYRUP 120 ML.	BOTTLE	0.00	65.00
POLYFAX EYE OINTMENT	TUBE	0.00	21.01
BETNESOL EYE DROPS	BOTTLE	0.00	33.89
EAR DROPS (CARDISPORINE) ***	BOTTLE	0.00	21.00
BETNOVATE-N OINTMENT 5 GMS	TUBE	0.00	16.00

Contd.

7.11 Inter-city Consumer Prices January, 2016

Description	Unit	Value in Rupees	
		Average	% Change
BURNOL CREAM 30 GRM	TUBE	0.00	16.00
VICKS VAPORUB/BALM	BOTTLE	0.00	36.03
GLYCRINE SMALL BOTTLE	BOTTLE	0.00	23.67
JOUHAR JOSHANDA	PKT.	0.00	7.58
GALXOS-D (450 GRMS)	PKT.	0.00	159.19
GRIPE-WATER WOODWARDS	BOTTLE	0.22	54.00
SANIPLAST ONE PUTTY	EACH	0.00	1.88
O.R.S. (NIMCOL)	PKT.	0.00	16.13
DETTOL (MEDIUM)	BOTTLE	0.00	46.80
COTTON BANDAGE 2" - 4"	EACH	0.00	9.40
THERMOMETER CHINA	EACH	0.00	42.80
DOCTOR (MBBS) CLINIC FEE	P/PAT.	0.35	179.58
URINE TEST (DR) CHARGES	P/TEST	0.00	102.89
BLOOD TEST (CP) CHARGES	P/TEST	0.00	243.01
SUGAR TEST (RANDOM/FASTING BOTH) CHARGES	P/TEST	0.00	173.26
ECG CHARGES	P/TEST	0.27	233.01
X-RAY (CHEST) CHARGES	P/X-RAY	0.00	292.05
TRANSPORT			
CAR SUZUKI 800 CC (W/O. A/C)	EACH	0.00	646975.00
CAR SUZUKI 1000 CC	EACH	0.00	1066851.85
CAR TOYOTA 1300 CC	EACH	0.00	1749840.00
CAR HONDA CIVIC	EACH	0.00	2101921.05
MOTORCYCLE HONDA CD-70.	EACH	-0.44	63730.77
MOTORCYCLE YAMAHA 100CC.	EACH	0.00	80060.29
MOTOR CYCLE HERO 70 CC	EACH	0.00	45463.24
BICYCLE WITH TYRES & TUBES	EACH	0.17	7524.99
TYRE CAR WITH TUBE GENERAL	EACH	0.00	3409.38
TYRE MOTOR CYCLE WITHOUT TUBE	EACH	0.00	1195.88
TYRE CYCLE SPECIFY BRAND NAME	EACH	0.00	370.20
TYRE CAR W/O TUBE	EACH	0.00	3200.27
PETROL SUPER	LITRE	0.00	76.26
HIGH SPEED DIESEL HSD	LITRE	0.00	80.79
CNG	K.G.	0.00	70.15
GAS CYLINDER STAND. SIZE	EACH	6.10	1195.05
MOTOR CYCLE SERVICE CHARGES	EACH	0.35	269.47
CAR SERVICE CHARGES	EACH	0.37	346.37
TYRE PUNCTURE CHARGES	EACH	1.18	64.65
CYCLE OVERHAULING CHARGES	EACH	0.86	292.70
CAR TAX FOR 800CC TO 1300CC	YEARLY	0.00	1840.80
TRAIN FARE ECO. 1-100 KM.	P/KM.	0.00	0.68
TRAIN FARE ECO. 101-500 KM.	P/KM.	0.00	0.98
TRAIN FARE ECO. > 500 KM.	P/KM.	0.00	0.89
TRAIN FARE IST SLP. 1-100KM	P/KM.	0.00	2.10
TRAIN FARE IST SLP.101-500 KM	P/KM.	0.00	2.59
TRAIN FARE IST SLP. > 500 KM	P/KM.	0.00	1.99
TRAIN FARE A/C SLP. 1-100KM.	P/KM.	0.00	5.76
TRAIN FARE A/C SLP.101-500KM	P/KM.	0.00	4.59
TRAIN FARE A/C SLP > 500KM.	P/KM.	0.00	4.16
PLATEFORM TICKET	EACH	0.00	10.00
AUTO RICKSHAW FARES	KM/MIN	0.00	56.67
FULL TONGA CHARGES	KM/MIN	0.00	64.81
TAXI 4 SEATER FARE	KM/MIN	0.00	79.23
BUS FARE MIN (WITHIN CITY)	TICKET	0.00	11.47
BUS FARE MAX (WITHIN CIT	TICKET	0.00	19.89
BUS FARE OUTSIDE CITY	P/KM.	0.00	0.90
A/C BUS FARE OUTSIDE CITY	P/KM.	0.00	1.38
MINIBUS FARE MIN.WITH IN CITY	TICKET	0.00	13.55
MINIBUS FARE MAX.WITH IN CITY	TICKET	0.00	19.80
SUZUKI FARE MIN.WITH IN CITY	TICKET	4.75	11.25
SUZUKI FARE MAXIMUM W.IN CITY	TICKET	1.14	18.57
AIR FARE ECONOMY CLASS.	P/KM.	0.00	19.26
COMMUNICATION			
POSTAL ENVELOPE DOMESTIC	EACH	0.00	8.00
ENVELOPE FOR SAUDI ARABIA	EACH	0.00	49.63
POSTAL REGISTRATION CHARGES	EACH	17.68	33.45

Contd.

7.11 Inter-city Consumer Prices January, 2016

Description	Unit	Value in Rupees	
		Average	% Change
U.M.S. REG CHARGES MIN.	EACH	0.00	59.00
T.C.S. CH. MIN.WITH IN ZONE	EACH	0.74	136.75
TELEPHONE CHARGES LOCAL CALL	P/CALL	0.00	3.94
TEL CHARGES OUT SIDE CITY	P/CALL	0.00	3.94
INTERNET CHARGES	P/HOUR	0.00	29.77
MOBILE CELL CHARGES	P/UNIT	0.00	3.07
FAX CHARGES (LOCAL)	P/PAGE	2.47	17.81
TELEPHONE SET AV. QLTY	EACH	0.20	774.23
MOBILE SET NOKIA/SONY/ERICSON/SAMSUNG WITHOUT CAMERA	EACH	0.54	2820.10
RECREATION AND CULTURE			
T.V. 20" COLORED WEGA H-A21.	EACH	0.00	19452.71
T.V 20" COLOR CHINA/KORIA)	EACH	0.00	11280.21
V.C.P. PANASONIC/LG/NAT	EACH	0.00	5436.31
DVD/VCD PLAYER PANASONIC/LG	EACH	0.31	4184.86
RADIO WITH C.PLAYER NATIONAL	EACH	0.00	2221.72
PERSONNEL COMPUTER (BRANDED)	EACH	0.00	43315.50
VID. CASSETTE BLK. TDK/SONY	EACH	0.00	144.90
COM. C.D. (TDK/IMATION)	EACH	0.00	54.89
TAPE RECORDER CASSETTE BLANK	EACH	0.00	46.65
VIDEO GAME SEGA 16 BYTE	EACH	0.00	1285.29
CINEMA A/C. HIGH CLASS	TICKET	0.00	95.06
CINEMA NON-A/C HIGH CLASS	TICKET	0.00	58.57
CABLE CHARGES	PER MONT	0.00	291.25
TV.LICENCE FEE DOMESTIC	YEARLY	0.00	420.00
ENGLISH BOOK CLASS V1	EACH	0.00	70.43
ENGLISH BOOK CLASS IX OR X	EACH	0.00	94.63
ENG. BOOK IST.YR COMPLETE SET	EACH	0.00	86.78
ENGLISH BOOK BA/B.SC	EACH	0.00	163.25
URDU BOOK CLASS V (T.B.BORD)	EACH	0.00	72.16
URDU BOOK CLASS IX/X(T.B.B)	EACH	0.00	100.70
URDU BOOK IST.YEAR/INTER	EACH	0.00	60.00
URDU BOOK BA/B.SC	EACH	0.00	144.50
MATHS BOOK CALSS V (T.B.B)	EACH	0.00	76.95
MATHS BOOK CLASS IX OR X	EACH	0.00	210.05
MATHS BOOK IST.YEAR (T.B.B)	EACH	0.00	148.13
PAKISTAN STUDIES BOOK BA/B.SC	EACH	0.00	150.50
DAILY "DAWN"	P/COPY	0.00	19.00
DAILY "JANG"	P/COPY	0.00	12.00
DAILY "NAWA-E-WAQT"	P/COPY	0.00	12.00
WEEKLY "AKHBAR-E-JAHAN"	P/COPY	0.00	55.00
WEEKLY "MAG"	P/COPY	0.00	45.00
MONTHLY "NAUNEHAL DIGEST"	P/COPY	0.00	35.00
PAPER FOOLSCAPE (27"x17")	QUIRE	0.08	37.99
EXERCISE.BOOK LINED 80/100 PGS	EACH	0.00	45.98
PENCILGOLDFISH/DEER	EACH	0.00	6.23
PEN INK DOLLOR 57 ML BOTTLE	EACH	0.00	21.38
PHOTOSTATE PAPER 70 GM	PRT	0.25	355.27
BALL PEN (local)	EACH	0.00	6.86
FOUNTAIN PEN HERO/WINGS/CHINA	EACH	0.00	43.26
EDUCATION			
PRIVATE SCHOOL FEE ENGLISH MEDIUM AVERAGE STANDARD (CLASS I)	PER MONTH	0.00	1292.64
PRIVATE SCHOOL FEE ENGLISH MEDIUM AVERAGE STANDARD (CLASS V)	PER MONTH	0.00	1456.53
PRIVATE SCHOOL FEE ENGLISH MEDIUM AVERAGE STANDARD (CLASS VI)	PER MONTH	0.00	1593.02
PRIVATE SCHOOL FEE ENGLISH MEDIUM AVERAGE STANDARD (CLASS X)	PER MONTH	0.00	1888.69
PRIVATE MEDICLE COLLEGE FEE MBBS (IST YEAR)	PER MONTH	0.00	44426.99
PRIVATE ENGINEERING COLLEGE FEE (ISTR YEAR)	PER MONTH	0.00	11971.70
GOVT. COLLEGE FEE IST. YEAR	MONTH	0.00	44.99
GOVT. COLLEGE FEE 4TH. YEAR	MONTH	0.00	59.03
GOVT. UNIVERSITY FEE MSC.	MONTH	0.00	401.64
GOVT. MED. COLLEGE FEE MBBS	MONTH	0.00	1302.55
GOVT. ENGG. COLL. FEE I YEAR	MONTH	0.00	1082.49
COACHING FEE FOR CLASS IX/X	PER MONTH	0.00	1171.65
COACHING CHARGES FOR CLASS IST YEAR/INTER (SCIENCE)	PER MONTH	0.48	1697.88
COACHING CHARGES FOR CLASS IST YEAR/INTER (COMMERCE)	PER MONTH	0.19	1438.79
I.T. TUITION FEES	PER MONTH	0.42	2478.00

Contd.

7.11 Inter-city Consumer Prices January, 2016

Description	Unit	Value in Rupees	
		Average	% Change
MBA TUITION FEES	PER MONTH	0.00	6310.89
RESTAURANTS AND HOTELS			
BREAD TANDOORI ST. SIZE	EACH	0.00	7.68
COOKED MUTTON (AV. HOTEL)	PLATE	0.29	145.13
COOKED BEEF (AV. HOTEL)	PLATE	0.00	87.15
COOKED DAL (AV. HOTEL)	PLATE	0.96	53.30
CHICKEN BIRYANI FULL/DOUBLE	PLATE	0.15	130.44
TEA PREPARED (ORDINARY)	CUP	1.30	19.73
MISCELLANEOUS GOODS AND SERVICES			
HAIRCUT CHARGES FOR MEN	P/CUT	0.41	76.44
BEAUTY PORL HAIR STYL CHARGE	P/STY.	0.24	274.70
SHAVING CHARGES	PER SHV	0.00	41.88
LIPSTICK S.MISS/MEDORA	EACH	0.46	109.08
NAIL POLISH S.MISS/MEDORA	EACH	1.43	89.02
PERFUME MED.SIZE MEDORA/BROACH	EACH	0.74	169.28
HAIR-OIL AMLA/CHAMBELI	BOTTLE	0.05	112.25
TOILET SOAP LUX 95 GRAMS	EACH	0.00	34.70
TOILET SOAP LIFEBOUY 140 GRM	EACH	-1.15	36.21
TOILET SOAP SAFEGUARD BATH SIZE	EACH	-0.63	47.68
TOOTHPASTE MACKLINES 70 GRM	EACH	0.00	50.00
TOOTHPAST MED SIZE CLGATE 70 GMS	EACH	5.46	64.75
TOOTHBRUSH SHEILD A/PLAQUE	EACH	0.00	40.00
TOOTHPOWDER DENTONIC 90 GRM	EACH	0.00	26.63
HAIR-COLOUR BEGIN (6 GMS)	EACH	1.23	99.54
HAIR COLOUR (KALAKOLA)	BOTTLE	0.09	126.63
FACECREAM PONDS (MEDIUM)	EACH	3.55	116.79
TALC POWDER VICE ROAY,B.CAT	EACH	1.74	139.35
BLADE TREET ORDINARY 10'S	PKT.	2.44	35.65
BLADE 7-O-CLOCK STAIN. 5'S	PKT.	1.32	34.43
SHAMPOO SUNSILK/PAINTIN 100 ML	BOTTLE	0.00	108.38
BEAUTY CREAM (FAIR & LOVELY)	EACH	4.03	136.39
HAIR REMOVING CREAM (EU-CREAM)	TUBE	3.80	63.97
GEL MEDIUM SIZE	BOTTLE	1.08	93.50
DISPOSABLE RAZOR GILLET-II	EACH	0.14	41.93
SHAVING CREAM TOUCH-ME/ADM.	EACH	0.21	61.69
GOLD TEZABI 24 CT	10 GM.	-0.08	38898.25
SILVER TEZABI 24 CT	10 GM.	0.16	610.41
ARTIFICIAL JEWELLARY SET	SET	0.17	733.00
WRIST WATCH GENTS CITIZEN (ORIGINAL) ***	EACH	2.05	3502.43
WRIST WATCH LADIES CITIZEN (ORIGINAL) ***	EACH	2.00	3491.00
WALL CLOCK QUARTZ AV.QLTY	EACH	0.41	546.21
SUITCASE REXIN (24"x16"x6")	EACH	1.60	1162.96
TRUNK MEDIUM SIZE ***	EACH	0.08	1618.54
PURSE LADIES (LEATHER) AVERAGE QUALITY	EACH	0.28	733.40

8. PUBLIC FINANCE

8.1 Customs Revenue Receipts

(Million Rupees)

S. No.	Description	Annual				
		2010-11	2011-12	2012-13	2013-14	2014-15
1	Meat, fish and their preparations	54.90	93.75	151.69	253.87	322.60
2	Milk, butter, cheese and honey	2769.09	2478.59	2235.00	2879.15	5371.62
3	Fruits, nuts and vegetables	1265.68	1427.16	1554.43	2368.46	2830.70
4	Coffee, nuts and vegetables	3542.19	3547.64	3730.56	3713.70	4202.54
5	Oil-seeds and miscellaneous fruits	150.60	120.73	146.20	176.67	1117.13
6	Vegetable plaiting materials	472.21	616.43	868.55	998.91	828.97
7	Animal and vegetable fats and oil	17262.76	18417.04	20247.00	20658.72	21183.29
8	Sugar and confectionery	285.07	372.89	291.17	383.73	523.17
9	Edible, preparation of cereal & vegetables	2862.84	2916.04	3099.12	3991.29	5319.78
10	Beverages, spirits and vinegars	221.28	192.14	176.65	179.36	228.65
11	Residues on waste from the food industries prepared animal fodder	61.26	53.16	59.44	141.58	2622.94
12	Tobacco	494.52	251.94	144.14	213.57	136.15
13	Mineral, fuel, oils and products thereof	21401.96	19140.05	20398.80	16760.58	24413.27
14	Chemicals and chemical products	6870.42	6798.82	7327.76	8239.32	10379.73
15	Pharmaceutical products	1565.36	1822.78	1893.71	2111.88	2507.92
16	Dyes, colours, paints and varnishes	2681.43	2538.32	2671.14	3611.13	4077.15
17	Perfumery, soap and toilet preparations	4908.71	3912.94	3778.08	4894.55	6321.37
18	Albuminodal substances modified stareehes gulesenzymes	196.53	202.99	215.36	287.14	488.59
19	Matches and other explosives	39.84	22.32	22.61	25.30	18.81
20	Photographic and cinematographic goods	1336.10	1178.39	1254.43	1583.89	1823.38
21	Plastic & articles thereof	8831.53	8807.12	349.73	11055.67	13198.11
22	Rubber and articles thereof	2147.93	2352.45	8820.77	2395.14	3179.46
23	Leather articles and footwear	1835.37	1937.81	2143.80	2051.86	2459.12
24	Wood & articles of wood wood charcoal	552.34	557.80	2010.44	542.99	837.99
25	Wood, paper and stationery	7423.54	6730.50	475.48	6085.09	8503.06
26	Silk yarn and fabrics	205.57	130.81	5357.43	139.29	316.29
27	Fabrics of wool, flax ramle metal vegetable	394.64	473.08	136.97	706.41	1039.73
28	Cotton, Textile fabrics, Paper Yarn	340.77	786.13	490.74	2065.56	1057.36
29	Yarn and fabrics of man-made fiber	7666.13	7616.66	1422.08	8773.16	11587.37
30	Carpets & other floor covering	345.04	432.76	6523.28	285.80	328.81
31	Special Woven Fabrics and Variety (58)	388.49	434.56	274.42	352.95	454.87
32	Textile articles including knitted & crocheted goods	2142.72	2254.15	1969.33	2627.81	3551.13
33	Other madeup textile articles, set worm clothing & textile articles rugs	1255.90	1336.37	1093.49	1375.49	1620.10
34	Glass and earthen-ware	3132.55	3522.41	3198.22	4459.56	5938.18
35	Precious metal, stones, pearls & imitation jewellery	95.09	28.71	40.01	65.58	90.60
36	Iron and steel manufactures	9677.83	10048.48	10545.65	9211.16	17154.45
37	Metals other than gold,silver,iron & steel	1386.38	1144.22	1253.23	1866.33	2518.70
38	Cutlery, tools articles of base metals	1038.53	1002.80	1015.61	1324.08	1608.30
39	Machinery and mechanical appliances	10928.56	11605.92	12362.55	13742.20	20289.00
40	Electric machinery and equipment	9528.38	9928.03	10396.39	11325.52	22583.98
41	Railway and tramway plant and rolling stock	25.04	125.87	393.05	447.75	1147.92
42	Motor and other vehicles	28097.49	43090.45	42305.56	36314.43	49408.87
43	Ships, boats and aircraft's	136.17	117.96	108.57	79.44	1045.69
44	Clocks and watches and parts thereof	66.18	47.19	60.14	66.04	61.53
45	Arms and ammunitions	498.63	464.96	507.58	317.19	336.89
46	Toys, games and sports goods	416.83	324.33	278.43	346.34	488.01
47	Sub-total (1 to 46)	167000.38	181405.65	183798.79	191495.64	265523.28
48	All other articles	26179.32	46869.49	66022.29	58234.50	49707.26
49	Gross Collection (47 to 48)	193179.70	228275.14	249821.08	249730.14	315230.54
50	Refund & Rebates	8527.42	8453.67	10362.12	8731.76	9090.69
51	Net collection (54-55)	184652.28	219821.47	239458.96	240998.38	306139.85
52	Total imports duty	179722.75	213285.30	...	233783.87	283865.95
53	1 % Ware House Charges	1598.29	1660.09	...	1182.93	808.69
54	Miscellaneous	3636.25	3870.35	...	4469.01	5010.68
55	Export duties	390.71	471.07	...	475.78	495.05
56	25% Export Development Charges	5174.30	5291.13	...	6119.22	5921.88
57	Regularity Duty	2544.84	2111.14	...	3699.32	19128.26

Contd.

8.1 Customs Revenue Receipts

(Million Rupees)

S. No.	Description	Monthly			
		Jan, 2015	Feb, 2015	Mar, 2015	Apr, 2015
1	Meat, fish and other preparations	40.23	40.44	18.28	26.71
2	Milk, Butter, Cheese and Honey	622.74	252.93	389.62	582.66
3	Fruits, nuts and vegetables	202.28	172.61	185.20	302.26
4	Coffee, nuts and vegetables	402.28	326.54	428.59	379.91
5	Oil-seeds & miscellaneous fruits	71.62	51.60	70.66	61.79
6	Vegetable plaiting Materials	65.36	69.78	79.22	84.75
7	Animal and vegetable fats and oil	1397.76	1544.07	1628.37	1466.80
8	Sugar and confectionery	48.99	35.37	31.60	56.69
9	Edible, preparation of cereals and vegetables	429.35	420.89	376.30	540.68
10	Beverages, spirits and vinegars	14.44	10.97	26.96	25.54
11	Residues an Waste from the food industries, Prepared animal fodder	129.57	261.94	199.87	116.98
12	Tobacco	13.06	6.61	7.13	7.61
13	Minerals, fuel, oils and products thereof	1121.12	1049.68	1275.65	2591.20
14	Chemicals and chemicals products	737.16	789.15	861.17	978.75
15	Pharmaceutical products	137.79	179.86	228.16	195.16
16	Dyes, colours, paints and varnishes	355.99	315.23	355.76	376.83
17	Perfumery, soap and toilet preparations	453.01	433.66	493.66	549.15
18	Albuminoidal substances modified starches, glues,enzymes	43.60	36.09	38.39	37.26
19	Matches and other explosives	0.58	4.96	1.55	3.91
20	Photographic and cinematographic goods	158.28	138.01	140.68	125.18
21	Plastic and articles thereof	926.68	997.36	1150.04	1156.24
22	Rubber and articles thereof	225.98	180.10	281.01	284.41
23	Leather articles and footwear	163.75	197.34	109.04	74.51
24	Wood & articles of wood; wood charcoal	78.20	60.73	68.88	84.38
25	Wood, paper and stationery	535.32	700.61	692.41	831.15
26	Silk yarn and fabrics	44.00	33.11	16.83	23.03
27	Fabrics of Wool, flax, ramle metal, vegetable	98.55	91.67	79.57	71.52
28	Cotton, textile, fibre & other paper & veg yarn	80.03	104.62	114.72	93.89
29	Yarn and fabrics of man-made fiber	917.70	937.12	816.64	887.70
30	Carpets & other floor covering	32.81	24.22	32.81	31.07
31	Special Woven Fabrics and Variety	34.74	40.24	32.94	28.84
32	Textile articles including knitted & crocheted goods	271.36	320.94	236.11	173.17
33	Other made up textile articles;set,worn colothing & textile articles;rugs	175.46	127.64	126.53	106.54
34	Glasses and earthen/ware	560.82	475.74	411.69	344.93
35	Precious metals,stones,pearls & imitation jewellery	5.73	6.17	5.22	5.62
36	Iron & steel manufactures thereof	1403.72	828.49	1053.98	2508.75
37	Metals other than gold, silver, iron & steel	156.09	222.59	195.87	234.49
38	Cutlery, tools articles of base metals	134.88	128.97	139.57	96.69
39	Machinery and mechanical appliances	1568.77	1827.42	1825.21	2062.73
40	Electric machinery and equipment	2052.09	1450.86	1605.12	1898.06
41	Railway and tramway plant and rolling stock	22.36	328.33	14.75	94.38
42	Motor and other vehicles	4718.72	3224.99	3832.66	5361.26
43	Ships, boats and Air crafts	31.94	105.61	113.61	69.26
44	Clocks, watches and parts thereof	4.35	4.47	2.95	4.23
45	Arms and ammunitions	32.28	12.98	13.75	20.04
46	Toys, games and sports goods	37.66	45.61	50.89	55.59
47	Sub total (1 to 46)	20759.20	18618.32	19859.62	25112.30
48	All other articles	3406.01	4377.11	8922.17	1319.94
49	Total Import Duty	22514.52	20401.38	25285.22	22987.47
50	Warehouse Charges	69.64	86.67	62.64	63.67
51	Regularity Duty	639.32	1689.43	2491.35	2525.05
52	Miscellienous	364.39	350.08	364.54	348.23
53	0.25 % Export Development Charges	542.77	430.91	535.18	488.38
54	Export Duties	34.55	36.93	43.23	19.41
55	Gross	24165.19	22995.40	28782.16	26432.21
56	Refund	25.14	34.11	45.30	31.37
57	Rebate	779.47	853.44	572.35	534.43
58	Refund & Rebate	804.61	887.55	617.65	565.80
59	Net	23360.58	22107.85	28164.51	25866.41

Contd.

8.1 Customs Revenue Receipts

(Million Rupees)

S. No.	Description	Monthly				
		May, 2015	Jun, 2015	Jul,2015	Aug,2015	Sep,2015
1	Meat, fish and other preparations	18.21	20.35	13.72	21.32	23.63
2	Milk, Butter, Cheese and Honey	817.39	620.76	318.07	323.39	217.18
3	Fruits, nuts and vegetables	250.11	265.65	376.30	309.99	273.80
4	Coffee, nuts and vegetables	308.27	310.01	419.06	484.58	448.10
5	Oil-seeds & miscellaneous fruits	59.18	134.95	112.41	129.40	132.17
6	Vegetable plaiting Materials	65.76	59.27	58.44	63.95	74.70
7	Animal and vegetable fats and oil	1867.00	2514.16	1492.06	2128.52	2452.71
8	Sugar and confectionery	49.10	47.61	74.41	61.18	88.00
9	Edible, preparation of cereals and vegetables	632.57	448.68	394.16	436.12	449.80
10	Beverages, spirits and vinegars	26.46	20.20	20.90	20.80	11.17
11	Residues an Waste from the food industries, Prepared animal fodder	168.42	228.61	577.72	427.39	472.78
12	Tobacco	15.76	5.80	20.77	10.09	16.16
13	Minerals, fuel, oils and products thereof	4687.94	5330.75	2074.60	4204.64	3418.69
14	Chemicals and chemicals products	912.92	946.00	864.18	821.64	762.70
15	Pharmaceutical products	229.90	241.53	195.13	183.78	223.74
16	Dyes, colours, paints and varnishes	375.88	377.05	339.59	317.59	348.17
17	Perfumery, soap and toilet preparations	630.89	600.38	574.29	619.13	588.28
18	Albuminoidal substances modified starches, glues,enzymes	42.16	41.20	39.12	43.28	46.43
19	Matches and other explosives	1.88	1.46	5.96	7.69	3.72
20	Photographic and cinematographic goods	200.93	168.85	244.01	170.01	181.09
21	Plastic and articles thereof	1323.07	1218.04	1067.83	1193.10	1016.02
22	Rubber and articles thereof	302.03	264.82	513.11	516.10	431.20
23	Leather articles and footwear	239.01	278.52	144.72	279.02	313.79
24	Wood & articles of wood; wood charcoal	87.70	87.67	80.56	85.84	69.42
25	Wood, paper and stationery	763.71	831.10	755.52	744.41	646.96
26	Silk yarn and fabrics	33.24	24.00	29.34	36.74	18.50
27	Fabrics of Wool, flax, ramle metal, vegetable	101.74	109.52	94.71	87.01	107.57
28	Cotton, textile, fibre & other paper & veg yarn	128.43	105.71	114.59	70.14	71.64
29	Yarn and fabrics of man-made fiber	944.29	1068.51	871.46	941.95	1092.80
30	Carpets & other floor covering	23.71	32.67	25.71	24.59	24.28
31	Special Woven Fabrics and Variety	32.18	40.30	31.92	35.08	41.31
32	Textile articles including knitted & crocheted goods	331.56	380.42	309.63	379.59	503.10
33	Other made up textile articles;set,worn colothing & textile articles;rugs	125.74	140.16	153.88	188.45	166.15
34	Glasses and earthen/ware	504.15	653.09	612.59	603.34	517.37
35	Precious metals,stones,pearls & imitation jewellery	7.25	13.80	9.84	7.65	9.25
36	Iron & steel manufactures thereof	2009.56	2341.24	1852.21	2118.12	2818.28
37	Metals other than gold, silver, iron & steel	231.88	281.92	255.41	282.07	244.54
38	Cutlery, tools articles of base metals	149.59	163.49	161.54	153.34	131.96
39	Machinery and mechanical appliances	1824.79	1989.36	1392.13	1533.61	1518.51
40	Electric machinery and equipment	1648.21	2019.18	1245.93	1603.99	1681.16
41	Railway and tramway plant and rolling stock	109.06	19.97	7.48	71.44	19.39
42	Motor and other vehicles	4991.68	5398.89	3652.19	4298.72	4819.49
43	Ships, boats and Air crafts	114.93	146.67	16.16	36.71	86.25
44	Clocks, watches and parts thereof	5.98	6.48	3.83	6.30	4.57
45	Arms and ammunitions	12.42	20.78	22.48	11.52	4.13
46	Toys, games and sports goods	42.73	49.15	49.67	55.28	50.96
47	Sub total (1 to 46)	27449.34	30068.70	21689.34	26148.60	26641.62
48	All other articles	3018.40	11696.39	1305.85	1840.91	4916.89
49	Total Import Duty	25081.34	35179.69	20733.37	25435.49	29083.68
50	Warehouse Charges	68.77	52.59	47.76	51.21	45.88
51	Regularity Duty	4379.32	4969.34	850.95	1679.14	1629.96
52	Miscellienous	429.69	931.07	892.33	382.65	333.14
53	0.25 % Export Development Charges	505.30	487.85	426.91	409.85	418.54
54	Export Duties	3.31	144.55	16.87	31.12	47.29
55	Gross	30467.73	41765.09	22968.19	27989.46	31558.49
56	Refund	148.56	13.09	13.12	46.33	6.85
57	Rebate	652.75	75.34	971.72	1124.12	769.64
58	Refund & Rebate	801.31	88.43	984.84	1170.45	776.49
59	Net	29666.42	41676.66	21983.35	26819.01	30782.00

Contd.

8.1 Customs Revenue Receipts

(Million Rupees)

S. No.	Description	Monthly			
		Oct,2015	Nov, 2015	Dec, 2015	Jan,2016
1	Meat, fish and other preparations	24.00	31.72	97.37	86.17
2	Milk, Butter, Cheese and Honey	236.55	287.24	343.34	306.24
3	Fruits, nuts and vegetables	608.73	483.56	336.31	368.38
4	Coffee, nuts and vegetables	609.46	563.91	693.38	614.36
5	Oil-seeds & miscellaneous fruits	172.64	259.77	215.30	273.18
6	Vegetable plaiting Materials	74.44	69.62	79.79	75.92
7	Animal and vegetable fats and oil	2782.46	1969.04	1881.35	2069.19
8	Sugar and confectionery	70.70	61.06	59.77	67.22
9	Edible, preparation of cereals and vegetables	462.98	555.02	587.51	610.00
10	Beverages, spirits and vinegars	15.59	13.36	11.29	10.60
11	Residues an Waste from the food industries, Prepared animal fodder	744.05	226.29	134.09	65.37
12	Tobacco	15.67	5.11	18.71	18.71
13	Minerals, fuel, oils and products thereof	2808.89	3403.30	3111.90	2096.61
14	Chemicals and chemicals products	867.41	861.78	977.72	1080.18
15	Pharmaceutical products	210.51	237.23	274.18	203.26
16	Dyes, colours, paints and varnishes	388.99	385.69	395.52	407.05
17	Perfumery, soap and toilet preparations	669.27	603.27	658.15	609.21
18	Albuminoidal substances modified starches, glues,enzymes	51.14	41.76	50.92	63.20
19	Matches and other explosives	2.36	3.72	3.09	0.02
20	Photographic and cinematographic goods	178.03	221.92	235.32	228.30
21	Plastic and articles thereof	1330.88	1314.05	1252.29	1172.66
22	Rubber and articles thereof	468.70	498.99	613.82	569.57
23	Leather articles and footwear	211.52	243.93	275.53	301.70
24	Wood & articles of wood; wood charcoal	72.53	92.34	112.60	138.17
25	Wood, paper and stationery	668.32	671.87	677.61	721.74
26	Silk yarn and fabrics	27.33	21.59	35.92	38.93
27	Fabrics of Wool, flax, ramle metal, vegetable	129.99	117.06	108.61	133.94
28	Cotton, textile, fibre & other paper & veg yarn	106.46	245.67	388.35	269.51
29	Yarn and fabrics of man-made fiber	1468.61	1270.30	1121.81	1066.45
30	Carpets & other floor covering	32.09	43.15	44.60	39.26
31	Special Woven Fabrics and Variety	50.71	50.88	53.36	53.07
32	Textile articles including knitted & crocheted goods	560.24	549.95	472.45	559.22
33	Other made up textile articles;set,worn colothing & textile articles;rugs	243.78	274.77	286.30	263.41
34	Glasses and earthen/ware	674.47	723.94	874.39	900.33
35	Precious metals,stones,pearls & imitation jewellery	6.98	9.96	20.23	22.86
36	Iron & steel manufactures thereof	3086.36	3570.28	3525.44	3392.47
37	Metals other than gold, silver, iron & steel	317.31	325.06	547.96	326.96
38	Cutlery, tools articles of base metals	195.78	155.84	172.67	184.98
39	Machinery and mechanical appliances	1875.91	1668.35	2097.93	2462.69
40	Electric machinery and equipment	1817.20	1867.70	2371.70	1846.98
41	Railway and tramway plant and rolling stock	16.19	20.01	11.65	16.70
42	Motor and other vehicles	4906.42	5326.10	5272.52	5747.22
43	Ships, boats and Air crafts	33.90	28.59	97.68	123.46
44	Clocks, watches and parts thereof	5.39	4.96	27.48	9.58
45	Arms and ammunitions	2.32	9.06	17.85	0.60
46	Toys, games and sports goods	59.62	59.26	100.08	101.70
47	Sub total (1 to 46)	29362.88	29448.03	30745.84	29717.33
48	All other articles	1559.59	1551.72	9370.83	3017.14
49	Total Import Duty	27935.99	28073.00	35964.59	29011.02
50	Warehouse Charges	47.79	50.12	49.3	96.69
51	Regularity Duty	1953.01	2047.51	2588.39	2665.44
52	Miscellienous	493.57	368.18	1015.93	469.68
53	0.25 % Export Development Charges	450.81	425.48	444.81	399.78
54	Export Duties	41.28	35.41	53.62	91.82
55	Gross	30922.45	30999.70	40116.64	32734.43
56	Refund	33.15	160.04	194.82	77.96
57	Rebate	742.42	630.76	517.84	582.77
58	Refund & Rebate	775.57	790.80	712.66	660.73
59	Net	30146.88	30208.90	39403.98	32073.70

Source: Federal Board of Revenue, Islamabad.

9. SOCIAL

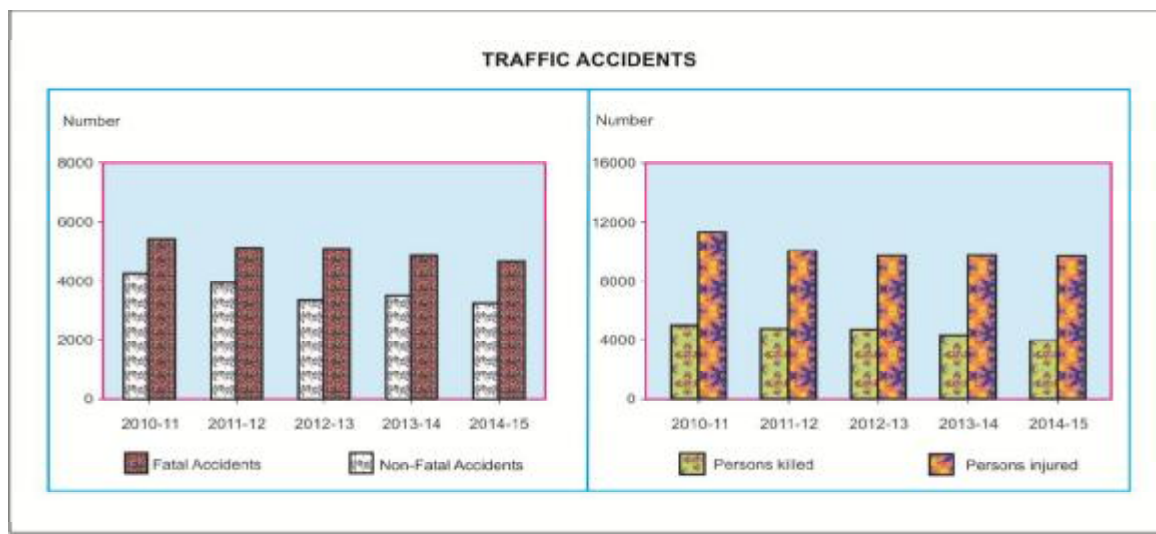
9.1 Data on Traffic Accidents

Year/Month	Total Number of Accidents	Accident		Persons		Total Number of Vehicles Involved
		Fatal	Non - Fatal	Killed	Injured	
PAKISTAN						
2010-11	9723	4280	5443	5271	11383	10822
2011-12	9140	3966	5174	4758	10145	9986
2012-13*	8988	3884	5104	4719	9710	9876
2013-14*	8359	3500	4859	4348	9777	9423
2014-15*	7865	3214	4651	3954	9661	8949
2015 Jan	569	236	333	288	675	653
Feb	562	218	344	263	681	596
Mar	636	273	363	347	797	712
Apr	741	305	436	357	818	830
May	728	290	438	338	776	818
Jun	728	292	436	376	971	838
Jul	780	298	482	370	1026	911
Aug	797	303	494	390	974	934
Sep	810	295	515	360	881	967
Oct	799	330	469	392	1000	927
Nov	775	307	468	364	805	887
Dec	724	310	414	353	927	848
2016 Jan	646	269	377	341	857	777

Note: Data from July,2012 onward includes ICTs.

Contd.

* Included Islamabad



9.1 Data on Traffic Accidents

Year/Month	Total Number of Accidents	Accident		Persons		Total Number of Vehicles Involved
		Fatal	Non - Fatal	Killed	Injured	
ISLAMABAD						
2012-13	201	107	94	109	180	212
2013-14	256	120	136	132	206	256
2014-15	216	107	109	118	182	217
2015 Jan	21	11	10	11	6	21
Feb	21	9	12	11	44	21
Mar	13	6	7	7	10	13
Apr	22	12	10	12	14	22
May	26	13	13	13	26	26
Jun	15	8	7	12	8	15
Jul	27	12	15	17	37	27
Aug	25	9	16	12	27	25
Sep	19	12	7	14	17	19
Oct	24	16	8	16	5	24
Nov	25	17	8	19	25	25
Dec	21	7	14	8	18	21
2016 Jan	13	6	7	6	12	13
PUNJAB						
2010-11	5420	2591	2829	3167	5809	5420
2011-12	4990	2361	2629	2888	5071	4990
2012-13	4587	2213	2374	2692	4515	4587
2013-14	3696	1717	1979	2145	3941	3696
2014-15	3054	1435	1619	1750	3652	3054
2015 Jan	207	106	101	133	236	207
Feb	228	98	130	117	287	228
Mar	278	141	137	175	367	278
Apr	290	129	161	157	365	290
May	299	132	167	164	288	299
Jun	259	130	129	158	272	259
Jul	285	132	153	165	329	285
Aug	298	132	166	165	391	298
Sep	294	120	174	158	292	294
Oct	324	160	164	206	462	324
Nov	264	134	130	166	293	264
Dec	299	167	132	166	393	299
2016 Jan	222	104	118	140	310	222
SINDH						
2010-11	1270	758	512	927	1071	1541
2011-12	1054	681	373	756	681	1121
2012-13	935	582	353	696	637	960
2013-14	945	613	332	791	893	1103
2014-15	881	583	298	771	863	1029
2015 Jan	77	50	27	55	96	83
Feb	85	56	29	68	59	93
Mar	74	48	26	71	78	86
Apr	91	61	30	67	35	100
May	64	46	18	45	55	70
Jun	78	49	29	75	142	101
Jul	70	53	17	64	101	85
Aug	79	56	23	82	47	117
Sep	79	55	24	68	56	96
Oct	75	46	29	54	71	91
Nov	68	41	27	44	37	82
Dec	71	50	21	57	35	87
2016 Jan	77	59	18	64	95	101

Contd.

9.1 Data on Traffic Accidents

Year/Month	Total Number of Accidents	Accident		Persons		Total Number of Vehicles Involved
		Fatal	Non - Fatal	Killed	Injured	
KHYBER P.K.						
2010-11	2722	773	1949	986	4153	3479
2011-12	2772	785	1987	953	3913	3501
2012-13	2968	846	2122	1059	4016	3736
2013-14	3120	877	2243	1033	4257	3934
2014-15	3399	942	2457	1137	4524	4260
2015 Jan	245	64	181	79	300	319
Feb	209	49	160	59	257	236
Mar	241	66	175	77	308	297
Apr	308	86	222	103	371	387
May	313	92	221	109	378	392
Jun	344	87	257	112	516	422
Jul	370	89	281	109	509	479
Aug	358	88	270	110	467	445
Sep	385	92	293	102	486	519
Oct	350	95	255	100	422	450
Nov	388	98	290	115	428	479
Dec	318	79	239	115	434	419
2016 Jan	307	87	220	115	404	403
BALUCHISTAN						
2010-11	311	158	153	191	350	382
2011-12	324	139	185	161	480	374
2012-13	297	136	161	163	362	381
2013-14	342	173	169	247	480	434
2014-15	315	147	168	178	440	389
2015 Jan	19	6	13	8	34	18
Feb	30	12	18	17	34	38
Mar	30	17	13	18	33	31
Apr	26	7	19	7	29	31
May	32	18	14	19	33	41
Jun	28	12	16	15	50	35
Jul	37	18	19	21	42	49
Aug	33	16	17	18	30	39
Sep	26	13	13	16	40	38
Oct	30	17	13	20	22	37
Nov	15	7	8	7	47	22
Dec	27	13	14	16	36	38
2016 Jan	25	10	15	11	34	33

Source: Provincial Police Departments & ICT Police.

9.2 Data on Telecommunication 2016

Months	Distribution of Cellular Mobile Subscribers					
	Total	Moblink	CM Pak	Ufone	Telenor	Warid
Jan	128041567	36973674	24613601	20262334	35392846	10799112
Feb						
Mar						
Apr						
May						
Jun						
Jul						
Aug						
Sep						
Oct						
Nov						
Dec						

Source : Pakistan Telecommunication Authority, Islamabad.

9.3 Visitors at Archaeological Museum in Pakistan

Area/ attraction	November,2015		December,2015		January, 2016	
	Foreigner	National	Foreigner	National	Foreigner	National
PAKISTAN	1267	236515	1401	176268	1403	143917
ISLAMABAD	491	109688	402	77746	394	66992
Pakistan Museum of Natural History	23	7806	9	5631	29	5314
Lok Virsa Heritage Museum	183	46519	193	26256	153	21934
Pakistan Monument Museum	228	55026	130	45604	122	39419
Pakistan Railway Heritage Museum	57	337	70	255	90	325
PUNJAB	653	111796	655	81495	740	63638
Lahore Museum Lahore	222	41033	211	26730	252	18394
Allama Iqbal Library & Museum, Sialkot.	2	520	3	634	4	589
Museum, Taxila, Rawalpindi	282	12123	255	14498	306	16155
Museum, Harappa, Sahiwal.	23	6639	50	8010	27	6550
Allama Iqbal Museum, Javaid Manzil, Lahore	18	7636	2	3556	*	*
PMDC Khewara Mines Museum, Chakwal	106	43845	134	28067	151	21950
SINDH	108	12264	335	14343	261	10989
National Museum of Pakistan, Karachi	28	5226	38	2037	12	3446
Sindh Provincial Museum, Hyderabad.	9	2211	6	1950	10	1554
Museum, Banbhore, Thatta.	1	441	3	510	10	625
Museum, Moenjodaro, Larkana.	37	2773	114	4584	21	2958
Museum Umerkot, Tharparkar.	6	999	4	2949	4	1105
Quid-e-Azam Birth Place, Karachi.	3	48	-	988	9	81
Quid-e-Azam House Museum, Karachi.	24	566	170	1325	195	1220
KHYBER PAKHTUNKHWA	15	2675	9	2596	8	2203
Peshawar Museum, Peshawar.	14	1554	9	1599	6	1217
Museum Saidu Sharif, Swat.	1	762	-	565	2	670
Dir Museum, Chakdara	-	359	-	432	-	316
BALUCHISTAN	-	92	-	88	-	95
Museum Balochistan, Quetta.	-	92	-	88	-	95

Source:-Department of Archaeology and Museum,
Government of Pakistan & Provincial Government

9.4 Visitors at Heritage Site in Pakistan

Area/ attraction	November,2015		December,2015		January, 2016	
	Foreigner	National	Foreigner	National	Foreigner	National
PAKISTAN	885	247819	1397	268845	929	255728
PUNJAB	732	233716	771	250856	840	240229
Jahangir's Tomb, Lahore	40	11000	25	17000	50	16000
Shalimar Garden, Lahore	144	29253	105	23027	123	16588
Royal Fort (Shahi Qila), Lahore	241	162201	326	169321	309	167436
Hiran Minar & Tank, Sheikhpura	2	12500	10	19000	25	17500
Harappa, Sahiwal	23	6639	50	8010	27	6550
Taxila, Rawalpindi	282	12123	255	14498	306	16155
SINDH	48	4963	126	8643	40	5388
Banbhore , Thatta.	1	441	3	510	10	625
Makli Hill Monument, Thatta	4	750	5	600	5	700
Moenjodaro, Larkana.	37	2773	114	4584	21	2958
Umerkot Fort, Tharparkar.	6	999	4	2949	4	1105
KHYBER PAKHTUNKHWA.	105	9140	500	9346	49	10111
Remains of Takht-i-Bhai, Mardan	4	8400	400	8800	19	9100
Butkara Site Museum, Saidu Sharif, Swat	1	40	-	46	-	11
Julian Site, Haripur	100	700	100	500	30	1000
BALUCHISTAN						

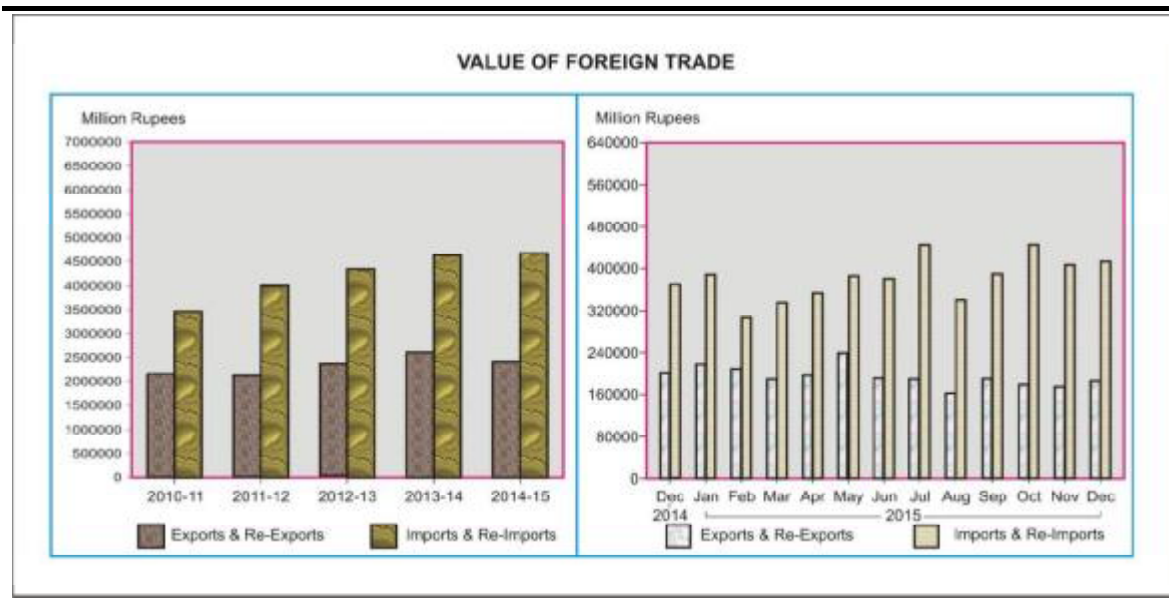
Source: Department of Archaeology and Museum.
Government of Pakistan & Provincial Government.

10. TRADE

10.1 Value of Foreign Trade

(Million Rupees)

Year / Month	Exports	Re-Exports	Imports	Re-Imports	Balance of Trade
2010-11	2,120,846.7	30,576.3	3,455,285.6	2,072.6	-1,305,935.2
2011-12	2,110,605.5	18,570.2	4,009,093.0	--	-1,883,049.0
2012-13	2,366,477.8	9,946.3	4,349,879.5	--	-1,973,455.4
2013-14	2,583,463.2	16,369.1	4,630,520.8	1,855.7	-2,032,544.2
2014-15	2,397,513.0	20,191.2	4,644,151.6	20,961.9	-2,247,409.3
2014 Dec	216,620.3	1,318.0	386,514.6	1,857.8	-170,434.1
2015 Jan	207,163.2	1,697.7	306,222.9	1,547.5	-98,909.5
Feb	190,530.2	2,308.9	334,335.3	1,854.1	-143,350.3
Mar	196,002.1	1,563.8	352,412.9	1,387.4	-156,234.4
Apr	202,250.6	1,722.6	385,075.9	1,573.0	-182,675.7
May	189,389.8	1,922.6	379,073.8	1,761.7	-189,523.1
Jun	184,069.2	1,650.8	444,559.6	1,480.5	-260,320.1
Jul	161,533.5	891.0	340,518.8	1,475.8	-179,570.1
Aug	187,222.4	2,801.2	389,086.5	1,707.4	-200,770.3
Sep	179,817.5	990.5	360,660.6	1,721.8	-181,574.4
Oct	179,927.0	1760.9	406,821.1	1902.6	-227,035.8
Nov	174,781.5	1196.9	404,666.5	1878.7	-230,566.8
Dec	186,486.4	1854.6	399,510.7	1899.5	-213,069.2

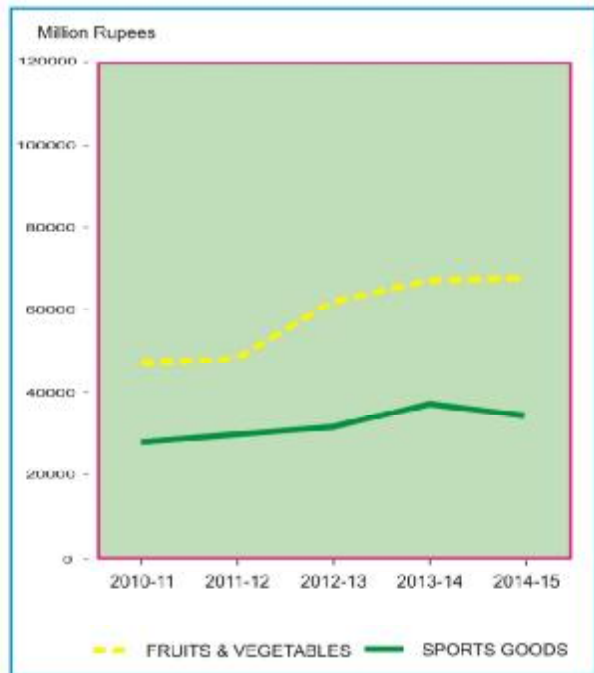
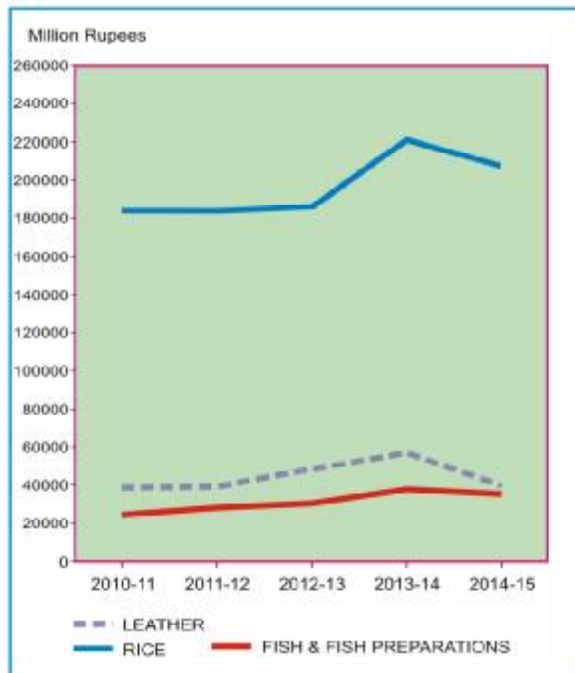
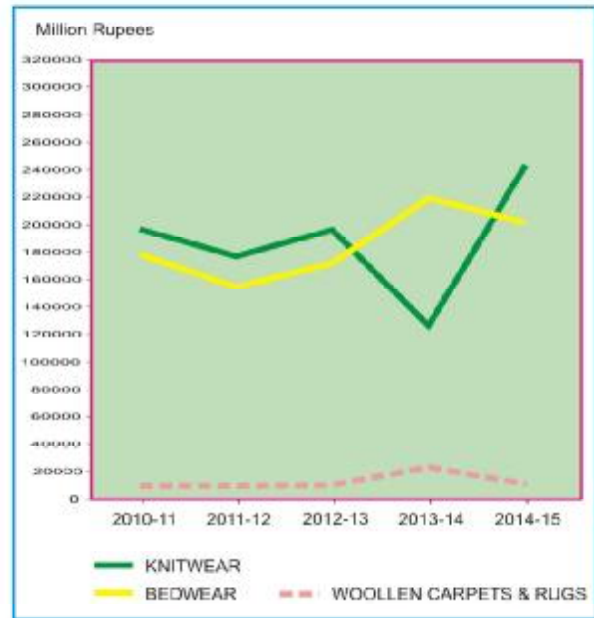
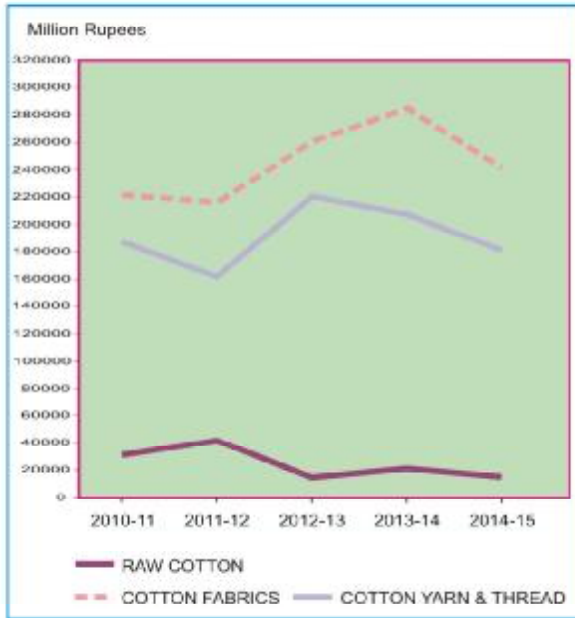


10.2 Exports by Commodity/Group

(Million Rupees)

Year/ Month	Raw Cotton	Cotton Fabrics	Cotton Yarn and Thread	Knitwear	Bedwear	Woollen Carpets & Rugs	Leather	Rice	Fish & Fish Prepara- tions	Fruits & Vege- tables	Sports goods
2010-11	31,168.4	224,257.0	188,271.8	197,144.5	178,596.0	11,034.4	39,744.3	184,674.6	25,313.9	47,895.6	28,208.4
2011-12	41,392.6	218,159.8	163,403.5	176,652.4	155,108.3	10,113.5	39,841.2	184,405.0	28,597.6	48,321.8	30,241.0
2012-13	14,888.1	260,237.5	219,017.0	197,434.3	172,724.2	11,484.6	48,455.7	186,623.1	30,759.1	62,126.8	32,375.2
2013-14	21,352.5	285,130.2	207,199.9	235,564.7	219,961.7	12,616.2	56,496.4	222,906.7	37,917.6	66,703.9	37,259.6
2014-15	14,932.7	248,430.9	188,615.4	243,718.7	213,017.9	11,772.5	49,582.8	206,266.3	35,429.4	67,864.3	34,293.6
2014 Dec	1,585.7	21,282.7	17,378.4	21,313.2	16,949.6	1,734.0	4,642.8	24,020.2	3,157.0	9,362.0	2,902.4
2015 Jan	1,905.8	20,796.4	17,098.6	20,459.6	18,280.6	1,024.3	4,365.0	20,600.6	2,823.3	10,718.4	2,774.1
Feb	681.9	22,347.3	17,411.4	18,327.4	16,273.6	563.1	3,345.5	17,560.0	1,947.2	9,916.9	2,848.8
Mar	274.3	21,520.2	13,636.1	16,936.9	15,740.5	963.6	4,230.9	21,882.1	2,702.9	7,731.1	2,940.7
Apr	270.7	21,406.3	12,902.6	18,712.2	18,300.0	960.9	4,200.6	18,308.2	3,395.9	5,966.2	3,809.5
May	159.4	19,388.8	14,022.0	22,392.5	17,992.5	919.5	4,474.7	15,516.7	3,852.1	3,970.1	3,142.9
Jun	81.5	17,911.1	12,461.8	21,907.5	17,912.5	725.8	3,780.3	13,544.3	2,494.3	3,702.2	3,046.5
Jul	569.9	17,163.7	12,191.8	21,983.5	16,144.7	800.4	3,167.8	9,273.6	1,788.7	2,993.0	2,473.7
Aug	1,780.1	20,326.0	14,446.3	21,762.6	18,342.3	704.1	3,297.5	12,432.2	1,543.7	4,394.0	2,565.7
Sep	3,382.9	20,178.1	13,078.6	21,008.2	18,383.0	736.0	3,524.1	12,951.3	3,382.1	3,143.4	2,603.7
Oct	1,223.4	20,848.2	12,979.6	19,601.6	17,324.9	825.9	3,032.6	15,415.1	3,728.2	3,829.1	2,662.8
Nov	196.7	17,195.9	9,323.8	18,753.2	17,173.9	1,025.4	3,249.8	21,479.6	3,368.5	4,074.9	2,673.3
Dec	266.4	19,539.7	11,659.6	20,463.4	16,106.5	1,180.0	2,888.5	18,929.9	3,507.0	8,539.5	3,314.3

EXPORTS BY COMMODITY/GROUP

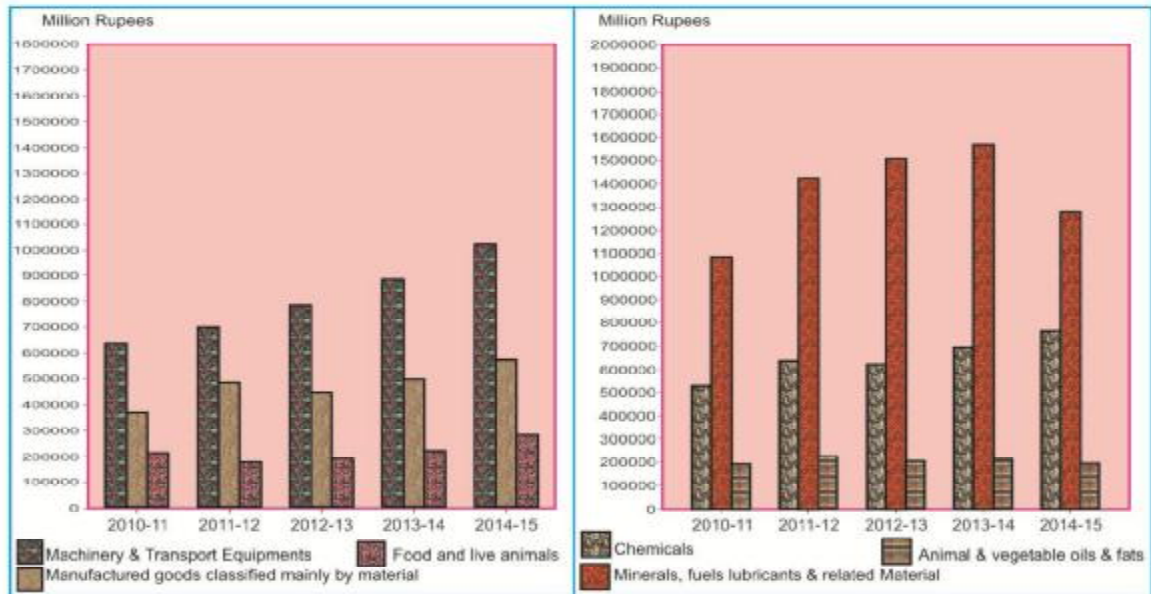


10.3 Imports by Commodity/Group

(Million Rupees)

Year/Month	Machinery and Transport equipment	Manufactured goods classified mainly by material	Food and Live animals	Chemicals	Mineral Fuels, Lubricants and related materials	Animal or Vegetable oils & fats
2010-11	639,389.0	369,322.2	214,132.4	528,988.9	1,084,764.7	190,133.7
2011-12	699,993.9	482,498.6	179,555.6	637,823.7	1,420,173.6	228,731.4
2012-13	783,966.3	444,919.9	190,555.4	621,466.0	1,504,034.0	205,311.0
2013-14	886,479.3	496,850.9	221,052.9	691,397.7	1,570,968.0	213,427.6
2014-15	1,019,546.8	571,607.2	280,008.3	761,241.6	1,274,835.8	193,222.0
2014 Dec	89,189.9	49,005.4	22,955.5	70,029.1	89,607.7	16,460.9
2015 Jan	76,282.9	45,445.9	20,431.4	48,730.7	62,162.6	12,815.7
Feb	83,370.8	43,542.6	20,085.0	61,756.5	74,516.8	13,836.8
Mar	85,025.8	43,610.4	19,864.3	62,032.5	81,860.3	14,289.9
Apr	88,780.4	50,191.1	19,541.7	66,645.1	105,102.4	12,562.8
May	83,296.8	50,764.7	21,674.2	67,244.4	94,332.1	15,812.3
Jun	106,780.7	55,418.4	21,861.4	65,432.0	122,286.5	20,135.6
Jul	72,735.5	43,599.3	23,355.1	64,400.6	82,466.3	12,561.6
Aug	85,852.2	53,996.1	24,846.2	58,440.3	103,605.8	18,185.4
Sep	81,127.0	49,548.4	27,869.5	60,511.0	82,199.7	19,836.4
Oct	100,180.6	56,462.9	31,751.8	72,699.4	82,217.7	20,621.4
Nov	104,984.1	57,441.7	25,158.7	70,570.4	71,025.8	15,007.0
Dec	107,711.7	57,640.1	23,847.8	65,912.5	69,500.4	13,535.4

IMPORTS BY COMMODITY / GROUP



10.4 Exports by Selected Commodities in Dollars

(In Thousand Dollar)

GROUPS/COMMODITIES	UNIT	DECEMBER, 2015		CUML, FROM JUL, 2015		DECEMBER, 2014		CUML, FROM JUL., 2014	
		QUANTITY	VALUE	QUANTITY	VALUE	QUANTITY	VALUE	QUANTITY	VALUE
GRAND TOTAL			1781868		10305775		2148512		12057894
A.PRIMARY COMMODITIES			354705		1715514		460557		2001582
01.RICE	MT	414610	180874	1960582	869196	491452	238240	1767810	976852
(I) RICE BASMATI	MT	39625	37683	241959	228695	36589	43820	254869	308723
(II) RICE OTHER VARIETIES	MT	374985	143192	1718623	640500	454863	194420	1512941	668129
02.FISH AND FISH PREPARATIONS	KG	13396843	33510	63114309	166286	13332637	31312	70102364	179685
03.FRUILS & VEGETABLES INCL.JUICES	KG	162436325	83132	554729866	268857	186154944	96133	494032659	273399
(I) FRUILS	KG	126198656	69220	267133388	179661	106843505	75120	259331274	196119
(II) VEGETABLES	KG	34932523	12375	278986414	79778	76256572	17735	212574531	59807
(III) FRUIT & VEGETABLE JUICES	KG	1305146	1537	8610064	9418	3054867	3277	22126854	17473
04.WHEAT	MT							14	5
05.WHEAT FLOUR	MT	49794	15662	467013	149370	65446	24055	310456	128414
06.SPICES(INCL. CHILLIES)	KG	2164495	7863	9695792	35131	2439449	7175	9142436	30271
07.OIL SEEDS, NUTS AND KERNALS	KG	3448506	4796	10600681	14561	7834689	13714	20193271	36220
08.LEGUMINOUS VEGETABLE	KG								
09.FLOWERS	KG	91220	210	216208	485	53754	138	175478	419
10.RAW HIDES AND SKINS	KG			56080	216	5004	120	13250	302
11.RAW WOOL AND ANIMAL HAIR	KG	376558	645	2400110	3906	556053	700	3999632	5056
(I) RAW WOOL	KG	58025	109	1084691	1829	390931	485	1311221	1830
(II) ANIMAL HAIR	KG	318533	536	1315419	2077	165122	215	2688411	3226
12.CRUDE ANIMAL MATERIAL	KG	2467454	2253	11486017	12900	1646105	2540	7773573	19016
13.CRUDE FERTILIZER	MT	2109	215	14021	1469	1511	126	7712	627
14.MOLASSES	KG	4700000	683	25195722	3003	20640000	2652	48942888	6380
15.RAW COTTON	MT	1671	2546	45959	71583	10580	15728	70302	113682
16.COTTON WASTE	MT	2765	2632	18115	19037	825	723	20261	24622
17.PETROLEUM CRUDE	MT	45241	14089	170927	65564	40968	21316	212685	166552
18.MARBLES AND STONES	MT	39132	5400	220026	30299	35720	5062	219855	33190
19.TOBACCO	KG	54339	195	1113186	3653	252104	823	1982987	6892
(I) UN-MANUFACTURED	KG	35304	88	1016320	3234	236484	756	1871550	6390
(II) MANUFACTURED EXCL.CIGARETTE	KG	19035	108	96866	419	15620	66	111437	502
20.COKE	MT								
B.TEXTILES MANUFACTURES			1006821		6021324		1123641		6587269
01.COTTON YARN	KG	35986560	108239	230453862	701191	62081171	172214	353952686	992056
02.COTTON CLOTH	SQM	198954993	186701	1098590940	1110424	189337443	211089	1.006E+09	1237208
03.ARTICLES OF APPAREL & CLOTHING ACCESSORIES (EXCL. KNITWEARS)	DOZ	2774520	193294	15372756	1040078	2727698	187474	15094145	1006022
04.ART SILK AND SYNTHETIC TEXTILES	SQM	19139404	24467	150708464	147979	23828269	30993	156700537	189117
05.COTTON THREAD	KG	854182	3167	2259076	9457	32703	150	1571739	6944
06.TEXTILE FABRICS WOVEN(OTHER THAN COTTON & ARTIFICIAL FABRICS)	--		354		3858		110		1417
07.TULE, LACE, EMBROIDERY ETC	--		1376		7088		1147		7125
08.COTTON BAGS/SACKS	MT	334	614	2853	5224	459	925	3856	7713
09.TENTS & OTHER CANVAS GOODS	KG	3908297	9807	16645390	42083	4446145	12956	28701772	79178
10.BED WEAR	KG	25987419	153897	159074802	997062	24381690	168112	164484206	1073598
11.TOWELS	KG	13914448	64931	90169515	405077	14557260	64974	81112175	380823
12.TEXTILE MADE UPS (EXCL. TOWELS & BED WEAR)	--		57030		307074		54737		315063
13.KNITWEARS	DOZ	8205903	195527	53878743	1191485	9953313	211391	53432484	1236827
14.WASTE MATERIAL OF TEXTILE FIBRES/FABRICS	KG	2511580	2219	17737084	13450	3191681	3135	21454334	15108
15.YARN OTHER THAN COTTON YARN	KG	899688	2385	6876412	18206	899658	2750	7009774	23158
16.KINTTED OR CROCHATED FABRICS	SQM	1024954	2812	7151018	21587	435460	1485	3498578	15914
C.OTHER MANUFACTURES			267386		1621594		358558		2168665
01.CIGARETTES	THNO	3207	71	15224	341	7300	155	22237	497
02.LEATHER	SQM	1335615	27599	8810889	184648	1619659	46049	11855578	249072
03.CARPETS,RUGS AND TAPESTRIES ETC	SQM	223199	11575	947915	52514	364926	17476	1481627	66927

Contd.

10.4 Exports by Selected Commodities in Dollars

(In Thousand Dollar)

GROUPS/COMMODITIES	UNIT	DECEMBER, 2015		CUML, FROM JUL, 2015		DECEMBER, 2014		CUML, FROM JUL., 2014	
		QUANTITY	VALUE	QUANTITY	VALUE	QUANTITY	VALUE	QUANTITY	VALUE
(I) WOOLLEN CARPETS AND RUGS	SQM	202574	11274	863613	50722	346635	17199	1338900	65433
(II) WOOLLEN CARPET MACHINE MADE	SQM			5764	182			1506	50
(III) TAPESTRY CLOTH	SQM								
(IV) CARPETS KNOTTED & OTHER FLOOR COVERING	SQM	20625	300	78538	1610	18291	278	141221	1445
04.PETROLEUM PRODUCTS	MT	5102	2777	45987	28016	2561	2400	259521	248818
05.FEEDING STUFF FOR ANIMALS	KG	25663584	5061	189402965	34462	15993937	4751	150699619	32297
06.CHEMICALS AND PHARMACEUTICAL PRODUCTS	--		58155		406601		100357		506698
(I) PLASTIC MATERIALS	KG	7701297	15334	64204759	92436	22550139	25992	106161944	136076
(II) PHARMACAUTICAL PRODUCTS.	KG	1319627	19430	6034599	106060	1271832	20662	7933417	104317
(III) FERTILIZER MANUFACTURES	MT								
(IV) OTHER CHEMICAL	--		23392		208105		53703		266305
07.RUBBER MANUFACTURES	--		1015		6065		1025		6013
08.PAPER AND PAPER BOARD	KG	1625454	4716	8208057	24887	1560347	4958	7566736	19526
09.GUAR AND GUAR PRODUCTS	KG	1719603	2434	7321738	13390	2296444	5719	13509675	33339
10.CUTLERY	--		6623		39564		7220		42595
11.GOLD	GM								
12.COPPER AND ARTICLES THEREOF	--		6242		37069		11860		76740
13.MACHINERY & TRANSPORT EQUIPMENT (INCL.ENGINEERING ELECTRICAL GOODS)	--		13211		86058		24050		114774
(I) ELECTRIC FANS	NO	72583	1791	464346	9988	80827	1797	653708	13070
(II) TRANSPORT EQUIPMENT	--		538		5934		745		4011
(III) OTHER ELECTRICAL MACHINERY	--		3558		19540		5307		35757
(IV) MACHINERY SPECIALIZED PARTICULARS INDUSTRIES	--		1894		15827		6205		17031
(V) AUTO PARTS	--		1467		8008		1684		10889
(VI) OTHER MACHINERY	--		3963		26761		8313		34017
14.FOOTWEARS	PAIR	1059290	10388	5370963	50100	1188417	12872	6282099	65229
(I) LEATHER FOOTWEAR	PAIR	595644	9112	2777921	40985	774948	11512	3510423	57028
(II) CANVAS FOOTWEAR	PAIR	7234	39	98853	363	313	1	17891	68
(III) OTHER FOOTWEAR	PAIR	456412	1237	2494189	8751	413156	1359	2753785	8132
15.LEATHER MANUFACTURES(EXCL. LEATHER FOOTWEARS)	--		48069		272269		50463		321653
(I) LEATHER GLOVES	DOZ	316062	15183	2506189	97596	543243	16406	3585110	112892
(II) APPAREL & CLOTHING	DOZ	83750	31932	448519	168036	92151	32716	527278	201629
(III) OTHER LEATHER MANUFACTURES	KG	64186	954	476109	6637	107283	1341	528266	7133
16.HOUSE-HOLD EQUIPMENT	KG	594924	789	2325826	4417	474778	1262	2483894	5381
17.SPORTS GOODS	--		31668		156900		28787		155956
(I) FOOT BALLS COMPLETE	DOZ	345492	15674	1647197	80295	361558	14885	1553140	78204
(II) GLOVES (SPORTS)	DOZ	233044	10226	1082749	49831	246109	8642	1489378	46161
(III) OTHER	--		5768		26773		5260		31591
18.SURGICAL GOODS,MEDICAL INSTRUMENTS AND APPLIANCES	NO	18409066	32279	121707146	177049	20663085	29780	122814863	168791
19.ONYX MANUFACTURED	KG	133715	315	1705199	3695	199244	426	1386429	3409
20.HANDICRAFTS	--		10		10		531		3796
21.TEXTILE PRODUCT & ARTICLE FOR TECHNICAL USE	KG			119474	633	34727	230	156075	956
22.BOOKS AND PRINTED MATTERS	--		604		2978		537		3340
23.PIG IRON	MT					15	13	92	75
24.PRECIOUS/SEMI-PRECIOUS STONE	GM	585092	285	4165357	1998	1326525	880	8512537	4689
25.JEWELLERY	--		522		3364		526		3649
26.ARTICLES OF PLASTIC	KG	723218	2512	10100596	31524	3556371	5493	13598333	29986
27.FURNITURE	NO	29421	432	180319	2530	25246	603	155783	3713
28.PARTS OF FOOTWEAR	--		35		511		137		745
D.OTHERS	--		152956		947342		205757		1300377

10.5 Exports by Selected Commodities in Rupees

(In Thousand Rupees)

GROUPS/COMMODITIES	UNIT	DECEMBER, 2015		CUML, FROM JUL, 2015		DECEMBER, 2014		CUML, FROM JUL., 2014	
		QUANTITY	VALUE	QUANTITY	VALUE	QUANTITY	VALUE	QUANTITY	VALUE
GRAND TOTAL			186486428		1069768296		216620323		1219107936
A.PRIMARY COMMODITIES			37122673		178381840		46434915		202604585
01.RICE	MT	414610	18929899	1960582	90481703	491452	24020199	1767810	98854508
(I) RICE BASMATI	MT	39625	3943780	241959	23721267	36589	4418091	254869	31259657
(II) RICE OTHER VARIETIES	MT	374985	14986119	1718623	66760436	454863	19602109	1512941	67594851
02.FISH AND FISH PREPARATIONS	KG	13396843	3507033	63114309	17318288	13332637	3156959	70102364	18213696
03.FRUIT & VEGETABLES INCL.JUICES	KG	162436325	8700409	554729866	27950769	186154944	9692437	494032659	27628886
(I) FRUITS	KG	126198656	7244410	267133388	18708173	106843505	7573871	259331274	19820518
(II) VEGETABLES	KG	34932523	1295115	278986414	8265573	76256572	1788138	212574531	6038929
(III) FRUIT & VEGETABLE JUICES	KG	1305146	160884	8610064	977024	3054867	330428	22126854	1769440
04.WHEAT	MT							14	466
05.WHEAT FLOUR	MT	49794	1639155	467013	15491799	65446	2425323	310456	12989137
06.SPICES(INCL. CHILLIES)	KG	2164495	822926	9695792	3654117	2439449	723393	9142436	3063415
07.OIL SEEDS, NUTS AND KERNALS	KG	3448506	501986	10600681	1520475	7834689	1382661	20193271	3674862
08.LEGUMINOUS VEGETABLE	KG								
09.FLOWERS	KG	91220	21954	216208	50574	53754	13891	175478	42109
10.RAW HIDES AND SKINS	KG			56080	22310	5004	12141	13250	30744
11.RAW WOOL AND ANIMAL HAIR	KG	376558	67539	2400110	404694	556053	70612	3999632	509687
(I) RAW WOOL	KG	58025	11432	1084691	189924	390931	48944	1311221	185251
(II) ANIMAL HAIR	KG	318533	56108	1315419	214770	165122	21668	2688411	324436
12.CRUDE ANIMAL MATERIAL	KG	2467454	235771	11486017	1339825	1646105	256134	7273573	1918585
13.CRUDE FERTILIZER	MT	2109	22468	14021	152617	1511	12672	7712	63241
14.MOLASSES	KG	4700000	71523	25195722	310468	20640000	267389	48942888	637107
15.RAW COTTON	MT	1671	266411	45959	7419487	10580	1585733	70302	11559266
16.COTTON WASTE	MT	2765	275475	18115	1978071	825	72877	20261	2484367
17.PETROLEUM CRUDE	MT	45241	1474495	170927	6761507	40968	2149146	212685	16885180
18.MARBLES AND STONES	MT	39132	565171	220026	3145617	35720	510400	219855	3352360
19.TOBACCO	KG	54339	20458	1113186	379519	252104	82946	1982987	696969
(I) UN-MANUFACTURED	KG	35304	9159	1016320	335946	236484	76248	1871550	646103
(II) MANUFACTURED EXCL.CIGARETTE	KG	19035	11299	96866	43573	15620	6698	111437	50867
20.COKE	MT								
B.TEXTILES MANUFACTURES			105371680		624802741		113289328		665983681
01.COTTON YARN	KG	35986560	11328107	230453862	72692601	62081171	17363176	353952686	100383551
02.COTTON CLOTH	SQM	198954993	19539695	1.099E+09	115251573	189337443	21282694	1006496437	125060839
03.ARTICLES OF APPAREL & CLOTHING ACCESSORIES (EXCL. KNITWEARS)	DOZ	2774520	20229736	15372756	107944850	2727698	18901726	15094145	101672370
04.ART SILK AND SYNTHETIC TEXTILES	SQM	19139404	2560685	150708464	15359417	23828269	3124862	156700537	19123245
05.COTTON THREAD	KG	854182	331460	2259076	987047	32703	15167	1571739	699315
06.TEXTILE FABRICS WOVEN(OTHER THAN COTTON & ARTIFICIAL FABRICS)	--		37069		400559		11077		143639
07.TULE, LACE, EMBROIDERY ETC	--		144040		735386		115609		720449
08.COTTON BAGS/SACKS	MT	334	64250	2853	543281	459	93255	3856	778123
09.TENTS & OTHER CANVAS GOODS	KG	3908297	1026422	16645390	4384395	4446145	1306262	28701772	8026589
10.BED WEAR	KG	25987419	16106509	159074802	103475429	24381690	16949594	164484206	108518312
11.TOWELS	KG	13914448	6795533	90169515	42031630	14557260	6550892	81112175	38522097
12.TEXTILE MADE UPS (EXCL. TOWELS & BED WEAR)	--		5968597		31895876		5518746		31864118
13.KNITWEARS	DOZ	8205903	20463427	53878743	123572454	9953313	21313183	53432484	124982748
14.WASTE MATERIAL OF TEXTILE FIBRES/FABRICS	KG	2511580	232279	17737084	1396914	3191681	316120	21454334	1527900
15.YARN OTHER THAN COTTON YARN	KG	899688	249625	6876412	1890220	899658	277237	7009774	2346143
16.KINTTED OR CROCHATED FABRICS	SQM	1024954	294246	7151018	2241110	435460	149727	3498578	1614244
C.OTHER MANUFACTURES			27984064		168240324		36151006		219055847
01.CIGARETTES	THNO	3207	7473	15224	35491	7300	15628	22237	50499
02.LEATHER	SQM	1335615	2888496	8810889	19160216	1619659	4642777	11855578	25185633
03.CARPETS,RUGS AND TAPESTRIES ETC	SQM	223199	1211390	947915	5457149	364926	1762005	1481627	6766088
(I) WOOLLEN CARPETS AND RUGS	SQM	202574	1179959	863613	5271732	346635	1734021	1338900	6615217
(II) WOOLLEN CARPET MACHINE MADE	SQM			5764	18626			1506	4904

Contd.

10.5 Exports by Selected Commodities in Rupees

(In Thousand Rupees)

GROUPS/COMMODITIES	UNIT	DECEMBER, 2015		CUML, FROM JUL, 2015		DECEMBER, 2014		CUML, FROM JUL., 2014	
		QUANTITY	VALUE	QUANTITY	VALUE	QUANTITY	VALUE	QUANTITY	VALUE
(III) TAPESTRY CLOTH	SQM								
(IV) CARPETS KNOTTED & OTHER FLOOR COVERING	SQM	20625	31431	78538	166792	18291	27985	141221	145967
04.PETROLEUM PRODUCTS	MT	5102	290637	45987	2899234	2561	242007	259521	25120888
05.FEEDING STUFF FOR ANIMALS	KG	25663584	529643	189402965	3584749	15993937	478966	150699619	3261204
06.CHEMICALS AND PHARMACEUTICAL PRODUCTS	--		6086410		42118915		10118325		51163110
(I) PLASTIC MATERIALS	KG	7701297	1604823	64204759	9582564	22550139	2620604	106161944	13766965
(II) PHARMACAUTICAL PRODUCTS.	KG	1319627	2033456	6034599	11007296	1271832	2083228	7933417	10547952
(III) FERTILIZER MANUFACTURES	MT								
(IV) OTHER CHEMICAL	--		2448131		21529055		5414493		26848194
07.RUBBER MANUFACTURES	--		106214		630076		103338		609016
08.PAPER AND PAPER BOARD	KG	1625454	493613	8208057	2583060	1560347	499842	7566736	1973184
09.GUAR AND GUAR PRODUCTS	KG	1719603	254776	7321738	1388532	2296444	576599	13509675	3365872
10.CUTLERY	--		693099		4108045		727977		4305623
11.GOLD	GM								
12.COPPER AND ARTICLES THEREOF	--		653230		3855638		1195754		7756844
13.MACHINERY & TRANSPORT EQUIPMENT (INCL.ENGINEERING ELECTRICAL GOODS)	--		1382633		8930216		2424781		11572650
(I) ELECTRIC FANS	NO	72583	187494	464346	1034883	80827	181183	653708	1315038
(II) TRANSPORT EQUIPMENT	--		56353		613425		75098		405221
(III) OTHER ELECTRICAL MACHINERY	--		372360		2026416		535030		3593714
(IV) MACHINERY SPECIALIZED PARTICULARS INDUSTRIES	--		198190		1640029		625562		1719581
(V) AUTO PARTS	--		153511		831385		169780		1105060
(VI) OTHER MACHINERY	--		414724		2784077		838127		3434037
14.FOOTWEARS	PAIR	1059290	1087208	5370963	5192636	1188417	1297827	6282099	6573974
(I) LEATHER FOOTWEAR	PAIR	595644	953672	2777921	4247113	774948	1160713	3510423	5743730
(II) CANVAS FOOTWEAR	PAIR	7234	4054	98853	37786	313	78	17891	6922
(III) OTHER FOOTWEAR	PAIR	456412	129482	2494189	907737	413156	137036	2753785	823322
15.LEATHER MANUFACTURES(EXCL. LEATHER FOOTWEARS)	--		5030811		28251135		5087813		32514177
(I) LEATHER GLOVES	DOZ	316062	1589032	2506189	10127416	543243	1654064	3585110	11426561
(II) APPAREL & CLOTHING	DOZ	83750	3341968	448519	17434022	92151	3298554	527278	20367266
(III) OTHER LEATHER MANUFACTURES	KG	64186	99811	476109	689697	107283	135195	528266	720350
16.HOUSE-HOLD EQUIPMENT	KG	594924	82580	2325826	459990	474778	127249	2483894	543739
17.SPORTS GOODS	--		3314261		16293472		2902402		15731112
(I) FOOT BALLS COMPLETE	DOZ	345492	1640420	1647197	8331376	361558	1500718	1553140	7891341
(II) GLOVES (SPORTS)	DOZ	233044	1070195	1082749	5172306	246109	871303	1489378	4649379
(III) OTHER	--		603646		2789790		530382		3190392
18.SURGICAL GOODS,MEDICAL INSTRUMENTS AND APPLIANCES	NO	18409066	3378225	121707146	18386796	20663085	3002484	122814863	17074785
19.ONYX MANUFACTURED	KG	133715	32994	1705199	384612	199244	42913	1386429	343536
20.HANDICRAFTS	--		1047		1047		53489		380815
21.TEXTILE PRODUCT & ARTICLE FOR TECHNICAL USE	KG			119474	65791	34727	23206	156075	96692
22.BOOKS AND PRINTED MATTERS	--		63164		309634		54102		338074
23.PIG IRON	MT					15	1322	92	7591
24.PRECIOUS/SEMI-PRECIOUS STONE	GM	585092	29794	4165357	208130	1326525	88714	8512537	474194
25.JEWELLERY	--		54636		349353		53050		368479
26.ARTICLES OF PLASTIC	KG	723218	262902	10100596	3270340	3556371	553858	13598333	3027778
27.FURNITURE	NO	29421	45165	180319	262864	25246	60808	155783	375161
28.PARTS OF FOOTWEAR	--		3663		53206		13768		75127
D.OTHERS	--		16008011		98343391		20745075		131463822

10.6 Imports by Selected Commodities in Dollars

(In Thousand Dollar)

GROUPS/COMMODITIES	UNIT	DECEMBER, 2015		CUML, FROM JUL, 2015		DECEMBER, 2014		CUML, FROM JUL, 2014	
		QUANTITY	VALUE	QUANTITY	VALUE	QUANTITY	VALUE	QUANTITY	VALUE
GRAND TOTAL			3817306		22162071		3833580		24145077
A. FOOD GROUP			273464		1737002		271164		1750001
1.MILK AND CREAM	KG	4932601	14287	25189256	77211	7610492	21443	30194907	82965
2.WHEAT UNMILLED	MT	--	--	--	--	2106	547	677182	182997
3.PULSES	KG	77792476	50476	442802262	268828	59651069	37439	305108630	187204
4.DRY FRUITS	KG	10172545	9980	65461482	64863	10902257	8062	84252434	50557
5.SUGAR REFINED	MT	663	333	7671	4002	830	546	6437	4079
6.TEA	KG	17707310	54328	91089865	279953	14955147	31874	76998056	163393
7.SPICES	KG	13320485	11713	77155209	68592	10119333	8811	60017274	47801
8.MILK FOOD FOR BABIES,INFT.,INVL	KG	975115	6862	5243583	39514	580763	4742	4747306	37190
9.BEVERAGES	LTR	477500	295	5159052	2935	816734	443	4818073	3638
10.PALM OIL	KG	187045804	109532	1327882302	829921	214094536	156036	1205307377	953358
11.SOYABEAN OIL	KG	13636644	15657	75852025	101184	1280400	1222	37786308	36820
B. MACHINERY GROUP			1029179		5316838		884615		4903464
1.POWER GENERATING MACH.	--		182624		790202		163308		658104
2.AGRICULTURE MACHINERY&IMPLEMENTS	--		7181		43482		11388		54891
3.CONSTRUCTION & MINING MACHINERY	--		15142		161905		20086		132532
4.TEXTILE MACHINERY	--		42510		232415		31833		211819
5.METAL WORKING MACHINERY	--		7744		45011		4097		33321
6.GEN INDUSTRIAL MACH & EQU/PARTSNS	--		133875		826382		189728		768988
7.OFFICE MACH.INCL.DATA PROS. EQUIP	. --		24523		149509		26330		243560
8.TELECOM & SOUND RECORDING EQUIP	--		123433		694497		115958		751124
9.ELECTRICAL MACHINERY & APPARATUS	--		210282		892355		94170		594279
10.ROAD MOTOR VEHICLES	--		149052		878598		116520		671317
11.RAILWAY VEHICLES	--		1974		26819		24203		110913
12.AIRCRAFTS,SHIPS AND BOATS	--		79893		360526		41616		460075
13.OTHER MACHINERY	--		50947		215136		45379		212541
C. PETROLEUM GROUP			628549		4488640		842620		6984329
1.CRUDE PETROLEUM	MT	763000	221732	2983368	1476218	587874	387902	3466317	2642078
2.PETROLEUM PRODUCTS	MT	715032	360984	4842361	2704369	691076	444689	6093962	4304846
3.GAS NATURAL & MANUFACTURED	--		45832		308053		10029		37405
D. TEXTILE GROUP			111814		730855		120522		739872
1.SYNTHETIC AND REGENERATED FIBRE	KG	16483720	36333	128975992	261735	22369463	40331	152633599	282844
2.SYNTHETIC & ARTIFICIAL SILK YARN	KG	22325456	52179	140133785	312723	26781137	57668	151684007	330910
3.WORN CLOTHING	KG	42702494	15538	241676901	77957	39915737	10714	222664644	61435
4.ARTICLES OF APPAREL & CLOTHING	--		7026		55192		5834		42015
5.BAGS & SACKS OF TEX. MATERIALS	MT	572	739	4409	5514	572	669	2687	3329
6.JUTE	MT	--	--	27124	17734	9353	5307	35379	19341
E. AGRICULTURE/OTH. CHEMICAL GROUP			629791		3780195		694571		3850198
1.ORGANIC CHEMICALS	--		145310		841951		152601		955935
2.INORGANIC CHEMICALS	--		59177		266784		47929		258227
3.DYEING TANNING & COLOUR MATERIAL	KG	19428199	33761	79112036	196804	12461151	33282	65068823	193071
4.MEDICINAL PRODUCTS	KG	2289845	120722	9603735	450900	1874731	82427	12644764	532029
5.ESSENTIAL OIL, PERFUMES TOILT ETC	KG	9999663	25723	60055007	159972	8261901	23842	51449507	145009

Contd.

10.6 Imports by Selected Commodities in Dollars

(In Thousand Dollar)

GROUPS/COMMODITIES	UNIT	DECEMBER, 2015		CUML, FROM JUL, 2015		DECEMBER, 2014		CUML, FROM JUL, 2014	
		QUANTITY	VALUE	QUANTITY	VALUE	QUANTITY	VALUE	QUANTITY	VALUE
6.FERTILIZER MANUFACTURED	MT	107471	49733	1283608	589486	315868	146855	1085261	498086
7.PLASTIC MATERIALS	KG	68976371	135408	491069354	900631	85641761	141504	511535188	890715
8.INSECTICIDES	KG	1172022	11110	10338215	86438	2090528	13042	12467060	73523
9.OTHER.CHEMICAL PRODUCTS	--		48847		287228		53090		303603
F. METAL GROUP			354890		1820019		316644		1732955
1.IRON ORES AND CONCENTRATES	MT	--	--	9500	1399	12896	3157	106817	17644
2.IRON AND STEEL SCRAP	MT	384562	102535	1677465	497800	271082	91858	1448622	514551
3.NON FERROUS BASE METAL WASTE & SRM	MT	14108	7435	77155	38739	11900	6372	65803	34095
4.IRON AND STEEL	MT	243955	162763	1317029	912783	203645	158896	1103622	868149
5.ALUMINIUM WROUGHT & WORKED	--		15299		86662		13833		68829
6.MANUFACTURES OF METAL NES	--		66858		282636		42528		229687
G. MISCELLANEOUS ITEMS			368280		2314253		434749		2550503
1.FEEDING STUFF FOR ANIMALS	KG	40095595	14707	566431039	260668	80128451	39659	589299453	309090
2.HIDES,SKINS AND FURSKINS RAW	KG	983698	2671	5029955	15534	1380548	5679	7181367	30176
3.OIL SEEDS & OLEAGINOUS FRUITS	KG	100324850	60907	621423599	356972	102563554	72103	859355202	508049
4.RUBBER CRUDE INCL.SYNTH/RECLAIMED	KG	5103229	10382	38621321	74743	11257549	15261	66411173	78059
5.WOOD & CORK	--		8895		45806		8022		45213
6.PULP AND WASTE PAPER	KG	16955208	8467	107050969	55020	15376166	8401	125439411	63289
7.FERTILIZER CRUDE	MT	23040	8918	100412	40415	16799	8045	34243	15655
8.CRUDE ANIMAL&VEGETABLE MATERIALS	KG	7500804	8844	49782941	89018	7183844	7692	47166895	72590
9.COAL, COKE & BRIQUETTES	MT	364158	35524	2304132	231861	442444	46138	2570067	277322
10.ANIMAL OILS AND FATS	KG	1304268	781	9405251	5796	2127971	1470	14678676	11527
11.ANIMAL/VEG, FAT OIL WAX ETC NES	KG	1038521	1160	9263336	10767	1359748	1718	8801804	10921
12.RUBBER TYRES & TUBES	NO	405429	26395	2520761	164946	375551	20565	2522515	144117
13.CORK/WOOD MFG.(EXCL FURNITURE)	KG	8551218	7005	49135387	36485	10490711	5225	54986413	29118
14.PAPER&PAPER BOARD & MANF. THEREOF	KG	42372956	38342	231868655	235323	38385673	37446	254127006	242876
15.CEMENT	MT	3911	756	28041	6187	3203	817	21876	6016
16.PREFABRICATED BUILDGS,SANITRY,PLG	--		13065		55678		9868		49326
17.FOOTWEAR	PAIR	1155203	5752	10710598	54636	1185746	6902	10976237	49834
18.PROFESSIONAL,SCIENTFIC & CONTROL	--		48520		275347		51672		235371
19.PHOTO EQPT, OPTICAL GOODS N.E.S.	--		7829		38267		5130		29740
20.PRINTED MATTERS	--		5213		22656		36777		103594
21.ARTICLES N.E.S. OF PLASTICS	KG	1746738	10071	10405948	55566	2234151	8654	15024371	53341
22.BABY CARRIAGES, TOYS GAMES ETC.	--		7111		36122		5957		31900
23.OFFICE STATIONERY SUPPLY N.E.S	--		4434		17976		3408		14984
24.JEWELLERY OFGOLD/SILVERSMITH WEAR	--		1451		7608		751		6711
25.MUSICAL INSTRUMENTS AND PARTS	--		26783		74945		18702		90449
26.ARTICLES & MFG. OF CAVING ETC.	--		1578		31982		6208		29795
27.GOLD.NON-MENETART NOT ORE/CONCEN	GM	79785	2721	376324	13928	62802	2479	278830	11441
ALL OTHER ITEMS	--		421339		1974270		268694		1633753

10.7 Imports by Selected Commodities in Rupees

(In Thousand Rupees)

GROUPS/COMMODITIES	UNIT	DECEMBER, 2015		CUML, FROM JUL, 2015		DECEMBER, 2014		CUML, FROM JUL, 2014	
		QUANTITY	VALUE	QUANTITY	VALUE	QUANTITY	VALUE	QUANTITY	VALUE
GRAND TOTAL			399510730		2301264241		386514596		2442471296
A. FOOD GROUP			28620158		180365583		27339658		177183263
1.MILK AND CREAM	KG	4932601	1495297	25189256	8004249	7610492	2161915	30194907	8367126
2.WHEAT UNMILLED	MT	--	--	--	--	2106	55100	677182	18727857
3.PULSES	KG	77792476	5282716	442802262	27903115	59651069	3774763	305108630	18919331
4.DRY FRUITS	KG	10172545	1044475	65461482	6735053	10902257	812847	84252434	5109310
5.SUGAR REFINED	MT	663	34832	7671	414356	830	55059	6437	413862
6.TEA	KG	17707310	5685864	91089865	29094301	14955147	3213648	76998056	16526582
7.SPICES	KG	13320485	1225842	77155209	7123267	10119333	888329	60017274	4830021
8.MILK FOOD FOR BABIES,INFT.,INVLD	KG	975115	718183	5243583	4104660	580763	478071	4747306	3764300
9.BEVERAGES	LTR	477500	30921	5159052	303678	816734	44681	4818073	367228
10.PALM OIL	KG	187045804	11463349	1327882302	86135834	214094536	15732087	1205307377	96447223
11.SOYABEAN OIL	KG	13636644	1638678	75852025	10547070	1280400	123158	37786308	3710423
B. MACHINERY GROUP			107711663		552591109		89189947		496041133
1.POWER GENERATING MACH.	--		19112993		82189550		16465240		66628379
2.AGRICULTURE MACHINERY&IMPLEMENTS	--		751517		4512812		1148202		5549534
3.CONSTRUCTION & MINING MACHINERY	--		1584694		16776208		2025095		13339581
4.TEXTILE MACHINERY	--		4448989		24137448		3209498		21391049
5.METAL WORKING MACHINERY	--		810513		4686613		413053		3365370
6.GEN INDUSTRIAL MACH & EQU/PARTSNS	--		14011048		85897245		19129018		77826220
7.OFFICE MACH.INCL.DATA PROS. EQUIP.	--		2566520		15537130		2654683		24611446
8.TELECOM & SOUND RECORDING EQUIP	--		12918192		72196879		11691273		75866971
9.ELECTRICAL MACHINERY & APPARATUS	--		22007660		92800116		9494584		60118095
10.ROAD MOTOR VEHICLES	--		15599438		91265355		11748018		67948639
11.RAILWAY VEHICLES	--		206624		2772151		2440214		11142189
12.AIRCRAFTS,SHIPS AND BOATS	--		8361448		37437335		4195827		46778975
13.OTHER MACHINERY	--		5332027		22382268		4575243		21474684
C. PETROLEUM GROUP			65782508		465283477		84955841		706491686
1.CRUDE PETROLEUM	MT	763000	23206029	2983368	152867825	587874	39109642	3466317	267520210
2.PETROLEUM PRODUCTS	MT	715032	37779829	4842361	280476814	691076	44835084	6093962	435166683
3.GAS NATURAL & MANUFACTURED	--		4796650		31938839		1011115		3804793
D. TEXTILE GROUP			11702213		75867793		12151469		74760856
1.SYNTHETIC AND REGENERATED FIBRE	KG	16483720	3802545	128975992	27107771	22369463	4066308	152633599	28590329
2.SYNTHETIC & ARTIFICIAL SILK YARN	KG	22325456	5460905	140133785	32492926	26781137	5814248	151684007	33415326
3.WORN CLOTHING	KG	42702494	1626132	241676901	8106739	39915737	1080182	222664644	6208704
4.ARTICLES OF APPAREL & CLOTHING	--		735285		5744030		588190		4253028
5.BAGS & SACKS OF TEX. MATERIALS	MT	572	77347	4409	572329	572	67455	2687	335318
6.JUTE	MT	--	--	27124	1843998	9353	535086	35379	1958149
E. AGRICULTURE/OTH. CHEMICAL GROUP			65912484		392534197		70029058		389400331
1.ORGANIC CHEMICALS	--		15207779		87300222		15385703		96657947
2.INORGANIC CHEMICALS	--		6193361		27673165		4832341		26068756
3.DYEING TANNING & COLOUR MATERIAL	KG	19428199	3533350	79112036	20428678	12461151	3355600	65068823	19490052
4.MEDICINAL PRODUCTS	KG	2289845	12634506	9603735	46883746	1874731	8310606	12644764	53951745
5.ESSENTIAL OIL, PERFUMES TOILT ETC	KG	9999663	2692079	60055007	16604969	8261901	2403800	51449507	14673395

Contd.

10.7 Imports by Selected Commodities in Rupees

(In Thousand Rupees)

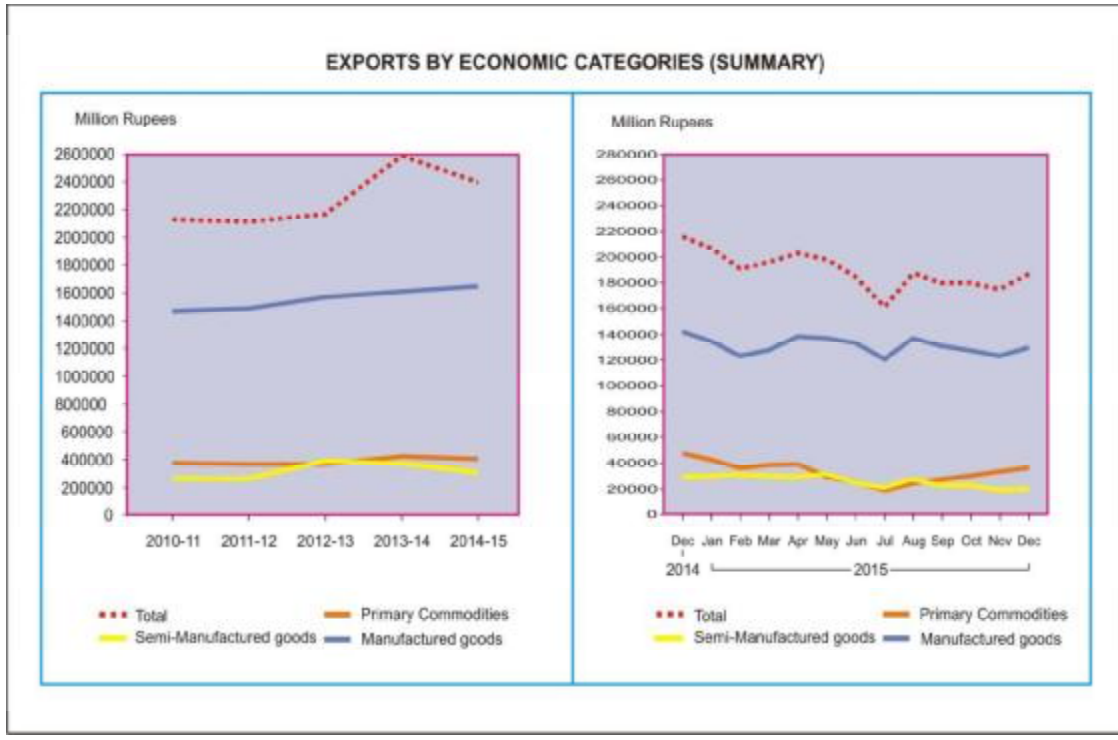
GROUPS/COMMODITIES	UNIT	DECEMBER, 2015		CUML, FROM JUL, 2015		DECEMBER, 2014		CUML, FROM JUL, 2014	
		QUANTITY	VALUE	QUANTITY	VALUE	QUANTITY	VALUE	QUANTITY	VALUE
6.FERTILIZER MANUFACTURED	MT	107471	5204919	1283608	61344755	315868	14806412	1085261	50468160
7.PLASTIC MATERIALS	KG	68976371	14171531	491069354	93519149	85641761	14266885	511535188	89964011
8.INSECTICIDES	KG	1172022	1162790	10338215	8953983	2090528	1314953	12467060	7432138
9.OTHER.CHEMICAL PRODUCTS	--		5112168		29825530		5352759		30694127
F. METAL GROUP			37141961		189031099		31925146		175322513
1.IRON ORES AND CONCENTRATES	MT	--	--	9500	142300	12896	318346	106817	1800513
2.IRON AND STEEL SCRAP	MT	384562	10731058	1677465	51691395	271082	9261441	1448622	52045189
3.NON FERROUS BASE METAL WASTE & SCR	MT	14108	778130	77155	4019441	11900	642397	65803	3441952
4.IRON AND STEEL	MT	243955	17034424	1317029	94789297	203645	16020486	1103622	87842390
5.ALUMINIUM WROUGHT & WORKED	--		1601148		9003410		1394680		6962581
6.MANUFACTURES OF METAL NES	--		6997200		29385255		4287796		23229888
G. MISCELLANEOUS ITEMS			38543390		240265922		43832816		257992949
1.FEEDING STUFF FOR ANIMALS	KG	40095595	1539157	566431039	26983050	80128451	3998516	589299453	31233506
2.HIDES,SKINS AND FURSKINS RAW	KG	983698	279592	5029955	1610599	1380548	572595	7181367	3047672
3.OIL SEEDS & OLEAGINOUS FRUITS	KG	100324850	6374390	621423599	37198595	102563554	7269644	859355202	51487615
4.RUBBER CRUDE INCL.SYNTH/RECLAIMED	KG	5103229	1086524	38621321	7751020	11257549	1538623	66411173	7893712
5.WOOD & CORK	--		930909		4752831		808837		4566725
6.PULP AND WASTE PAPER	KG	16955208	886140	107050969	5707121	15376166	847003	125439411	6385002
7.FERTILIZER CRUDE	MT	23040	933386	100412	4197459	16799	811084	34243	1588066
8.CRUDE ANIMAL&VEGETABLE MATERIALS	KG	7500804	925625	49782941	9234807	7183844	775510	47166895	7350475
9.COAL, COKE & BRIQUETTES	MT	364158	3717878	2304132	24013307	442444	4651826	2570067	28083495
10.ANIMAL OILS AND FATS	KG	1304268	81716	9405251	597018	2127971	148169	14678676	1167453
11.ANIMAL/VEG, FAT OIL WAX ETC NES	KG	1038521	121383	9263336	1119448	1359748	173244	8801804	1106255
12.RUBBER TYRES & TUBES	NO	405429	2762397	2520761	17100065	375551	2073423	2522515	14564841
13.CORK/WOOD MFG.(EXCL FURNITURE)	KG	8551218	733133	49135387	3787866	10490711	526796	54986413	2945292
14.PAPER&PAPER BOARD & MANF. THEREOF	KG	42372956	4012824	231868655	24411211	38385673	3775457	254127006	24560809
15.CEMENT	MT	3911	79134	28041	642711	3203	82354	21876	608150
16.PREFABRICATED BLDGS,SANITRY,PLG	--		1367308		5785408		994931		4998275
17.FOOTWEAR	PAIR	1155203	601955	10710598	5672946	1185746	695886	10976237	5047270
18.PROFESSIONAL,SCIENTIFIC & CONTROL	--		5077957		28591499		5209770		23806272
19.PHOTO EQPT, OPTICAL GOODS N.E.S.	--		819350		3974083		517206		3001448
20.PRINTED MATTERS	--		545563		2351619		3708005		10427679
21.ARTICLES N.E.S. OF PLASTICS	KG	1746738	1054001	10405948	5765534	2234151	872552	15024371	5385096
22.BABY CARRIAGES, TOYS GAMES ETC.	--		744212		3753418		600644		3218147
23.OFFICE STATIONERY SUPPLY N.E.S	--		464069		1869992		343627		1514846
24.JEWELLERY OFGOLD/SILVERSMITH WEAR	--		151824		789850		75686		678233
25.MUSICAL INSTRUMENTS AND PARTS	--		2802999		7796223		1885586		9143268
26.ARTICLES & MFG. OF CAVING ETC.	--		165152		3361887		625935		3019419
27.GOLD.NON-MENETART NOT ORE/CONCEN	GM	79785	284810	376324	1446356	62802	249906	278830	1163932
ALL OTHER ITEMS	--		44096353		205325061		27090661		165278565

10.8 Exports by Economic Categories (Summary)

(Million Rupees)

Year/Month	Total	Primary commodities	Semi-manufactured goods	Manufactured goods
2010-11	2,120,846.7	377,535.7	274,500.4	1,468,810.5
2011-12	2,110,605.5	362,404.4	261,151.3	1,486,369.7
2012-13	2,366,477.8	364,127.0	391,151.3	1,611,199.5
2013-14	2,583,463.2	420,496.3	369,066.1	1,793,900.8
2014-15	2,397,513.0	402,750.3	352,073.7	1,642,689.0
2014 Dec	216,620.3	44,901.3	29,297.3	142,421.7
2015 Jan	207,163.2	42,507.6	29,961.1	134,694.5
Feb	190,530.2	36,179.6	30,942.2	123,408.4
Mar	196,002.1	38,158.8	29,923.2	127,920.1
Apr	202,250.6	34,804.2	29,374.1	138,072.3
May	198,389.8	29,647.5	31,785.8	136,956.5
Jun	184,069.2	25,831.2	24,752.2	133,485.8
Jul	161,533.5	19,864.4	21,302.2	120,366.9
Aug	187,222.4	24,057.3	26,800.4	136,364.7
Sep	179,817.5	26,827.4	22,599.6	130,390.5
Oct	179,927.0	29,448.5	22,641.7	127,836.8
Nov	174,781.5	32,329.8	19,378.3	123,073.4
Dec	186,486.4	36,279.7	20,291.3	129,915.5

Note: Total may not tally due to rounding of figures.



10.9 Export by Economic Categories (Details)

(In Thousand Rupees)

COMMODITIES	OCTOBER, 2015	CUML. FROM JULY, 2015	OCTOBER, 2014	CUML. FROM JULY, 2014
GRAND TOTAL	186,486,428	1,069,768,296	216,620,323	1,219,107,936
A. PRIMARY COMMODITIES:	36,279,666	168,807,053	44,901,336	195,621,357
RAW COTTON (INCLUDING LINTER & WASTE)	382,307	8,144,863	1,623,670	12,532,558
RAW WOOL (INCLUDING ANIMAL HAIR)	67,539	404,694	70,612	509,687
FISH	3,425,219	16,765,830	3,096,133	17,942,004
RICE	18,929,899	90,481,703	24,020,199	98,854,508
HIDES & SKINS (INCLUDING FUR SKINS)	7,668	250,590	46,718	257,200
FRUITS & VEGETABLES	8,181,506	24,681,556	8,653,369	23,162,287
SPICES	822,926	3,654,117	723,393	3,063,415
TOBACCO UN-MANUFACTURED	9,159	335,946	76,248	646,103
OTHER PRIMARY COMMODITIES	4,453,444	24,087,754	6,590,993	38,653,598
B. SEMI-MANUFACTURES:	20,291,277	133,013,458	29,297,278	175,335,262
COTTON YARN	11,328,107	72,692,601	17,363,176	100,383,551
LEATHER	2,888,496	19,160,216	4,642,777	25,185,621
MOLASSES	71,523	310,468	267,389	637,107
OIL CAKES	174,637	642,242		534,492
AGAR, AGAR DUST & WOOD		2,336		
HENNA LEAVES & POWDER	21,088	121,001	12,136	2,884,785
OTHER SEMI MANUFACTURES	5,807,425	40,084,595	7,011,799	45,709,706
C. MANUFACTURED GOODS:	129,915,485	767,947,785	142,421,710	848,151,316
COTTON THREAD	331,460	987,047	15,167	699,315
COTTON FABRICS WOVEN	19,398,907	114,535,490	21,213,298	124,419,501
TEXTILE FABRICS (OTHER THAN COTTON FABRS)	2,632,143	15,916,370	3,188,517	19,573,938
WOOLLEN CARPETS	1,134,489	5,749,480	1,239,657	6,045,805
TAPESTRIES		12		5,092
MANUFACTURE OF LEATHER	6,125,128	33,189,204	5,936,587	36,981,178
FOOTWEAR	1,087,208	5,192,636	1,297,827	6,573,974
SPORTS GOODS (EXCLUDING INDOOR GAMES)	1,803,256	9,356,212	1,687,508	8,998,404
TOBACCO MANUFACTURED	18,772	79,064	22,326	101,365
MEDICAL INSTRUMENT N.E.S.	290,613	1,016,072	208,849	1,389,394
FRUIT & VEGETABLE PREPARATIONS	516,568	3,205,977	991,312	4,308,760
FISH PREPARATIONS	81,815	552,459	60,826	271,693
CEREAL PREPARATIONS	258,063	1,921,465	607,262	2,847,440
GUAR PRODUCTS	254,776	1,388,532	576,599	3,365,872
FLOUR & MEAL OF OIL SEEDS	1,480	30,858	1,528	10,323
FISH MEAL & MEAT MEAL	64,408	352,964	176,745	728,386
PETROLEUM PRODUCTS	290,637	2,899,234	242,007	25,120,888
CHEMICAL & CHEMICAL PREPARATIONS	6,098,482	42,172,418	10,210,540	51,602,688
MACHINERY & TRANSPORT EQUIPMENT	1,391,410	8,962,708	2,451,596	11,631,562
ARTICLES OF APPAREL AND CLOTHING				
ACCESSORIES (INCLUDING HOSIERY)	40,705,693	231,592,350	40,237,353	226,746,470
OTHER MANUFACTURED GOODS	47,430,176	288,847,233	52,056,203	316,729,268

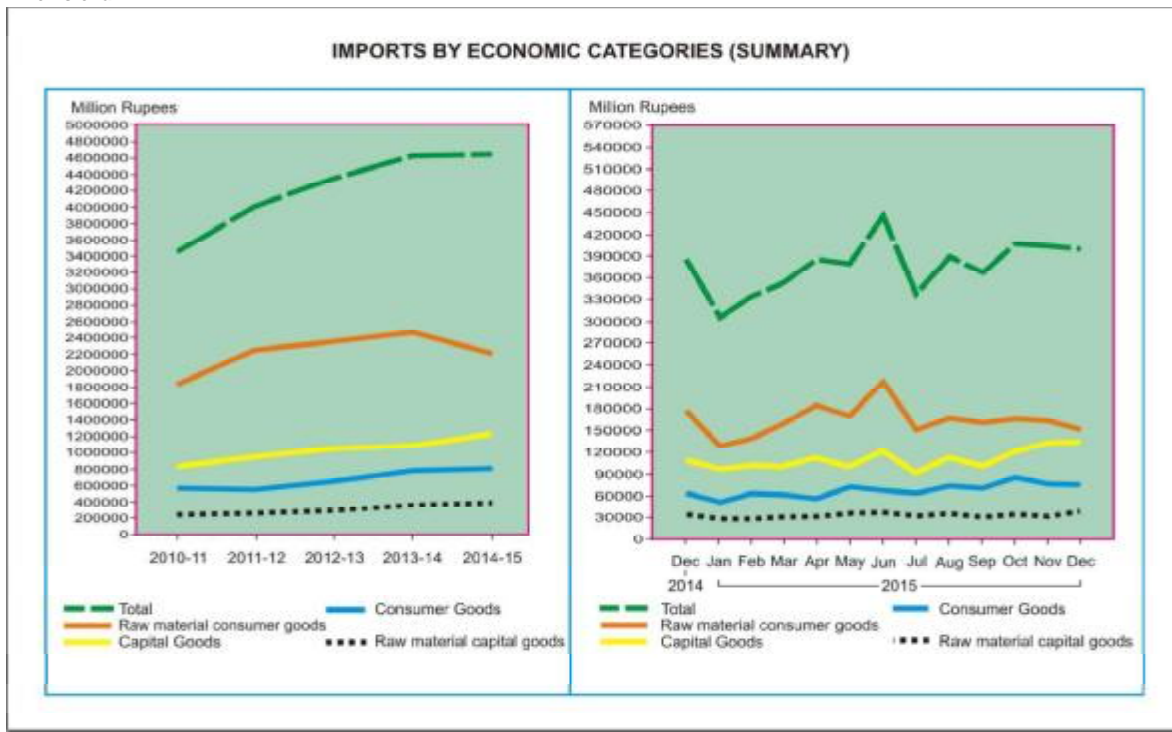
10.10 Imports by Economic Categories (Summary)

(Million rupees)

Year/Month	Total	Consumer goods	Raw material		Capital goods
			Consumer goods	Capital goods	
2010-11	3,455,285.6	560,512.2	1,826,243.4	239,525.0	829,005.0
2011-12	4,009,093.0	552,018.1	2,251,624.0	261,940.8	943,510.1
2012-13	4,349,879.5	652,553.3	2,353,818.1	293,733.6	1,049,774.5
2013-14	4,630,520.8	780,192.2	2,462,189.2	306,810.4	1,081,329.0
2014-15	4,644,151.6	807,979.7	2,214,663.6	388,166.9	1,233,341.4
2014 Dec	386,514.6	64,740.0	177,187.2	34,759.6	109,827.8
2015 Jan	306,222.9	51,715.6	128,819.2	28,296.1	97,392.0
Feb	334,335.3	63,702.9	140,026.1	28,070.5	102,535.8
Mar	352,412.9	62,348.7	159,074.3	30,471.8	100,518.1
Apr	385,075.9	56,900.1	184,175.3	31,386.6	112,613.9
May	379,073.8	72,550.3	170,345.5	35,781.9	100,396.1
Jun	444,559.6	68,607.5	217,018.5	37,253.7	121,679.9
Jul	340,518.8	64,216.7	150,777.4	32,847.5	92,677.2
Aug	389,086.5	74,078.9	167,630.7	35,079.2	112,297.7
Sep	360,660.6	69,872.8	159,614.0	30,093.8	101,080.0
Oct	406,821.1	84,417.4	166,682.5	33,792.5	121,928.7
Nov	404,666.5	76,749.4	163,610.4	31,719.8	132,586.9
Dec	399,510.7	76,136.3	150,985.3	38,200.7	134,188.5

Note: Total may not tally due to rounding of figures.

* Provisional



10.11 Imports by Economic Categories (Detail)

(In Thousand Rupees)

ITEMS	DECEMBER, 2015	FROM JULY, 2015	DECEMBER, 2014	FROM JULY, 2014
GRAND TOTAL	399510730	2301264241	386514596***	2442471296
1. CONSUMER GOODS TOTAL	76136291	445471513	64740045*	432154648
10121 HORSES		863	14924	14924
10190 OTHER LIVE ANIMALS	1762	1799		6771
10221 PURE,BRED BREED BOVINE ANIMAL	215522	215522	43172	43172
10511 FOWLS OF SPECIES WT UPTO 185G		316395	53990	253143
10594 OTH FOWLS OF THE SPE (CHICKEN)		209		
10599 OTH LIVE POULTRY		267746	216	175733
20130 MEAT OF BOV ANIM F/CH BON LESS	98	350		
20210 CARCASSES OF BOVIN ANIMAL FROZ				37
20220 OTH CUTS WITH BONE IN,BOV FROZ	2334	11220	477	10873
20230 MEAT BOV ANIMAL FROZE BONELESS	4826	69252	5568	85085
20430 CARCASSES OF LAMB,FROZEN				12
20442 OTH CUTS OF SHEEP FROZ BONE IN			131	131
20443 OTH MEAT OF SHEEP FROZ BONELES				2227
20610 EDIBLE OFFAL OF BOV ANIMAL F/C	22906	131553	16755	136170
20622 LIVERS OF BOV ANIMALS FROZEN	4443	20287		19556
20629 O, EDIBLE OFFAL BOV ANI FROZEN		1502		
20711 MEAT OF FOWLS OF SPE GOLL F/CH		885		
20713 CUTS&OFFAL OF FOWL FR/CHILL		4482		
20714 CUTS & OFFAL OF FOWLS FROZEN	149	149		2585
20727 CUT & OFFAL OF TURKEY,FROZEN				790
20745 OTH DUCK MEAT FROZEN				3918
21020 OTH MEAT BOV ANIM DRIED/SMOKED				1104
21099 OTH EDI FLOUR/MEAL OF MEAT/OFL	1507	5111		
30111 ORNAMENTAL FISH	2972	18465	1770	11386
30119 OTHER ORNAMENTAL FISH		168		601
30191 TROUT, LIVE				103
30199 OTHER LIVE FISH		831	268	1315
30219 OTH SALMO FISH,EXCL LIVER F/CH		66		
30229 O.FLAT FISH,EX.LIVER&ROES.F/CH	110	396		137
30242 ANCHOVIES EX.LIVER/ROES FR/CHL		630		
30259 O.FISH BREG FAMILIES E.LIV F/C		359		
30319 O.SALMONIDAE FROZ,EX.LIVER&ROE			25	50
30339 OTH FLAT FISH,EXCL LIVERS FROZ	394867	882131	185948	646654
30363 COD FISH EXCL LVR/ROES FROZEN	38	82	52	85
30439 OTH FISH FILLET/MEAT FRESH/CHI		157		63
30441 FRESH/CHILLED FILLETS OTH FISH	288	432		
30459 OTH FILLETS OF OTH FISH.FR/CHI		867		823
30462 FROZE FILLET/MEAT.CATFISH FISH				6013
30487 FROZEN FILLETS/MEAT OF TUNAS	67	249	77	358
30489 FROZEN FILLET/MEAT OF OTH FISH				100
30499 OT FISH FILET/MEAT FRE/CH/FROZ	444	6241	45960	187282
30510 FLOUR, MEALS & PELLETS OF FISH		1	124	301
30520 LIVERS&ROES,DRIED,SMOKED,SALT				10
30539 OTH FISH FILLE/D/S/BR.NOT SMOK				34
30579 OTHER EDIBLE FISH OFFALS				49
30611 ROCK LOBSTER&SEA CRAWFISH FROZ	12	130	35	87
30614 CRABS FROZEN FIT FOR HUMAN CON			162	178
30616 COLD WATER SHRIMPS&PRAWNS FROZ		1229		414
30617 OTHER SHRIMPS & PRAWNS FROZEN		62		
30627 OTHER SHRIMPS&PRAWNS.NOT-FROZ		12		
30739 OTH MUSSELS FROZ,DRIED,SALT				150
30741 CUTTLE FISH & SQUID,LIVE,FRESH	650	650		36
30890 OTHER AQUATIC INVERTEBRATES				10
40110 MILK&CREAM OF A FAT UPTO 1%	80855	206907	41	238
40120 MILK & CREAM OF A FAT 1% TO 6%	115	2191	269	1372
40140 MILK & CREAM.FAT-6% TO 10%		20		
40150 MILK & CREAM.FAT-EXCEEDING-10%	160	1999	773	2538

Contd.

10.11 Imports by Economic Categories (Detail)

I T E M S	(In Thousand Rupees)			
	DECEMBER, 2015	FROM JULY, 2015	DECEMBER, 2014	FROM JULY, 2014
40210 MILK&CREAM IN POWDER FAT 1.5%	1282764	6682353	1898216	6728675
40221 MILK&CREAM IN POWDER>1.5% FAT		70153	47429	241869
40229 OTH,MILK&CREAM IN POWDER>1.5%		122510	354	144133
40291 OTH MILK/CREAM NOT SOLID/SWEET		11684	7653	32263
40299 OTH MILK/CREAM SOLID,SWEETEND	27015	106758	18408	73743
40310 YOGURT	887	7307	706	5783
40390 BUTTER MILK,CURDLED MILK/CREAM	378	4379		112
40410 WHEY AND MODIFIED WHEY CON SUG	91835	579694	182091	736966
40490 OTH PRODUCT CONSIST NATUR MILK	5269	192255	4879	384873
40510 BUTTER	11484	26725	3722	21426
40520 DAIRY SPREADS				15
40590 OTH FATS&OIL DERIVED FR MILK	4622	5114	228	4910
40610 FRESH CHEESE INCL WHEY,CURD	44385	216228	22706	93005
40620 GRATED OR POWDER CHEESE	5479	7267	91	194
40630 PROCESSED CHEESE NOT GRATED	17919	151716	32533	192152
40690 OTHER CHEESE		1179		301
40711 FERTILIZED EGGS FOR INCUBATION	316	2662		1079
40719 FERTILIZED EGGS OF OTHER BIRDS	32	31830		52798
40729 OTH FRESH EGGS OF OTHER BIRDS		111		
40790 OTH BIRD EGG IN SHELL FR/COKE				25
40811 EGG YOLKS,DRIED		2145	964	3050
40891 OTH BIRDS,EGG,NOT IN SHELL DRY	10804	32147	11792	23019
40900 NATURAL HONEY	16752	71951	15757	66563
70110 POTATO SEEDS	182587	313866	224444	1251568
70190 POTATOES,FRESH OR CHILLED	3616	74195		6118719
70200 TOMATOES,FRESH OR CHILLED	515472	6531113	1285604	6722949
70310 ONIONS AND SHALLOTS	9190	2064292	1112	1212822
70320 GARLIC	711088	4170634	416307	2713875
70390 LEEK,OTH ALLIACEOUS VEGETABLES		1809		21486
70410 CAULIFLOWERS & HEADED BROCCOLI	37	610	68	1035
70490 OTH;EDIBLE BRASSICAS,FRESH/CHI		15		7945
70511 CABBAGE LETTUCE(H-LETUC)SALAD	362	1645	196	3110
70519 OTHER; LETTUCE		3823	162	710
70610 CARROTS AND TURNIPS	283	1531	613	6093
70690 OTH SALAD,BEETROOT,RADISH ETC	306	1596	667	1406
70700 CUCUMBERS&GHERKINS,FRESH/CHL	520	46654	28759	32759
70810 PEAS FRESH OR CHILLED	55	4933	784595	856107
70820 BEANS (SAME),FRESH OR CHILLED	222	645	426	932
70920 ASPARAGUS,FRESH OR CHILLED	94	404	60	286
70930 AUBERGINES FRESH OR CHILLED		125		64
70940 CELERY OTH THAN CELERIAC,F/CHL				26
70951 MUSHROOMS,FRESH OR CHILLED	334	1736	231	1303
70959 OTH MUSHROOMS&TRUFFL FRESH/CH		224	373	373
70960 FRUIT OF GENUS CAPSICUM F/CHLL	573	3374	10089	92346
70970 SPINACH NEWZEALAND SPINACH FRE	68	170	78	177
70992 OTHER OLIVES FRESH OR CHILLED		100		
70999 OTH VEGETABLES FRESH/CHILLED	2219	3343	9637	18078
71010 POTATO, FROZEN.	170	215		1887
71021 PEAS(PISUM SATIVUM),FROZEN		739		
71022 BEANS FROZEN		550		
71029 OTH LEGUMINOUS VEGETABLES FROZ				95
71030 SPINACH,NEWZEALAND SPINACH FROZ		574		
71040 SWEET CORN, FROZEN	4399	6192	234	3444
71080 OTHER VEGETABLES,FROZEN		3632	343	542
71090 MIXTURE OF VEGETABLES,FROZEN	50	4015	846	1839
71120 OLIVES PROVISIONALLY PRESERVED		1		42
71140 CUCUMBERS & GHERKINS PRESERVED				6276
71151 MUSHROOMS OF GENUS AGARICUS		57		
71159 OTH MUSHROOMS & TRUFFLES		158		49
71220 ONION; WHOLE DRIED,CUT	8706	39542	2742	35963
71231 MUSHROOM GENUS AGARICUS DRIED		1685		2041

Contd.

10.11 Imports by Economic Categories (Detail)

I T E M S	(In Thousand Rupees)			
	DECEMBER, 2015	FROM JULY, 2015	DECEMBER, 2014	FROM JULY, 2014
71239 OTH TRUFFLE DRYCUT WHOLE SLIC	1570	17470	10965	27557
71290 OTH VEGETABLE MIXTURE DRIED	24923	120177	20503	89091
71310 PEAS DRIED SHELLED	3472871	18175071	1311645	6511269
71320 CHICK PEAS DRIED SHELLED	191124	1300358	220637	1358302
71331 BEANS OF SPECIES VIGNA MUNGO	16971	110763	15568	88773
71332 SMALL RED (ADZUKI) BEANS	50	5334	69	117
71333 KIDNEY BEANS,INCL WHITE BENAS	509415	3051976	402203	3145470
71339 OTHER BEANS	47525	155067	75375	171884
71340 LENTILES	862025	3067757	679009	4513861
71350 BROAD BEANS & HORSE BEAN	2265	10042	11234	22339
71390 OTH DRIED LEGUMINOUS VEGETABLE	180470	2026746	1059022	3107317
71420 SWEET POTATOES			56	56
71430 YAMS FRESH,CHILLED,FROZEN/DRIE	788	788		5247
71490 OTHER ROOTS AND TUBERS			151	1094
80111 DESICCATED, COCONUTS	132263	809789	139417	598523
80112 COCONUT IN THE INNER SHELL				37
80119 OTHER COCONUTS	22969	152004	22736	173621
80131 CASHEW NUT IN SHELL	2219	2219		
80132 CASHEW NUT SHELLED	86464	306326	20451	100585
80211 ALMOND IN SHELL	71937	226440	58475	335657
80212 ALMOND,SHELLED (GIRI).	115530	1109170	84	39442
80221 HAZEL NUTS,IN SHELL		97	41	90
80231 WALNUTS IN SHELL(AKHROTE)	815	5649	737	1447
80232 WAL NUTS SHELLED(AKHROTE)	339	1880		191
80242 CHESTNUTS SHELLED		762		
80251 PISTACHIO IN SHELL	57266	286538	7792	67107
80252 PISTACHIO SHELLED	2001	13628	301	976
80280 ARECA(BETAL NUTS)	588489	4118153	657163	4234159
80290 OTHER EDIBLE NUTS	15900	21235	594	3196
80310 PLANTAINS,FRESH OR DRIED		275	37	7697
80390 OTHER BANANS FRESH OR DRIED		142	42	73249
80410 DATES	52434	180172	19509	77695
80420 FIGS	4036	13609	75	772
80430 PINEAPPLES	95	1011	62	899
80440 AVOCADOS		24		6
80450 GUAVAS,MANGOES,MANGOSTEN F/DRY		1791	47	1241
80510 ORANGES	206	7201	79	11874
80520 MANDARINS,CLEMENTIN ETC FR/DRY		1001	384	1177
80540 GRAPEFRUIT,INCLUDING POMELOS		901		810
80550 LEMONS AND LIMES	30	361	1	78
80590 OTH CITRUS FRUITS FRESH/DRIED.		466		
80610 GRAPES, FRESH	37294	8943283	23394	4566183
80620 GRAPES, DRIED	24596	123022	80	12877
80711 WATERMELONS		348569		191669
80719 OTHER MELONS		346612		1325
80720 PAPAWS;(PAPAYAS/PAPITA)			4	84
80810 APPLE, FRESH	288207	892435	118371	318651
80830 PEARS FRESH	3047	22018	3716	14271
80910 APRICORTS;FRESH(KHUBANI)		692927	389	631129
80921 SOUR CHERRIES; FRESH			24	42
80940 PLUMS AND SLOES	1128	5595		391
81010 STRAWBERRIES,FRESH				
81050 KIWIFRUIT, FRESH	570	830	30	759
81090 OTHER FRESH FRUITS	172370	1309921	26899	678040
81110 STRAWBERRIES,FROZEN	813	2046		1766
81120 RASBERRY,BL.BERRY MULBERRY FRZ	1136	2757	195	9348
81190 OTHER FRUITS AND NUTS,FROZEN	2081	5534	277	337
81210 CHERRIES PROVISIONLY PRESERV		1569		
81290 OTH FRUIT/NUTS PRESERVED PROVI		4105		223
81310 APRICOTS DRIED	12653	33627	233	1170
81320 PRUNES DRIED	2452	33785	326	863

Contd.

10.11 Imports by Economic Categories (Detail)

I T E M S	(In Thousand Rupees)			
	DECEMBER, 2015	FROM JULY, 2015	DECEMBER, 2014	FROM JULY, 2014
81330 APPLES DRIED	2042	3088		6446
81340 OTHER DRIED FRUITS	56753	432459	66271	223020
81350 MIXTURE OF NUTS,DRIED FRUITS	982	3046	187	457
90111 COFFEE NOT ROAST,NOT DECAFFEINE		277		
90121 COFFEE,ROAST,NOT DECAFFEINATED	3853	10953	1668	3484
90122 COFFEE ROASTED,DECAFFEINATED				96
90190 OTH COFFEE HUSKS/SKIN/COFE SUB	4769	33252	5789	22693
90210 GREEN TEA PACK < 3 KG	13909	31324	994	8020
90220 OTHER GREEN TEA(NOT FERMENTED)	118793	518056	153140	566581
90230 BLACK TEA & PARTLY FERMENT TEA	1940	9648	605	3527
90240 OTH BLACK TEA,OTH PARTLY F.TEA	5551222	28535272	3058909	15948453
90300 MATE		10		44
90411 PEPPER,NEITHER CRUSH NOR GROND	207065	1282302	33465	473348
90412 PEPPER CRUSHED OR GROUND			7880	7880
90421 FRUIT OF GENUS CAPSICUM DRIED	2969	74532	20134	305497
90422 FRUIT OF GENUS CRUCHED/GROUND	36531	49504	10495	48015
90611 CINNAMON NOT CRUSHED OR GROUND	2476	12518	1757	10296
90619 OTHER CINNAMON	14637	192939	27931	271926
90620 CINNAMON & TREE FLOWER,CRUSHED		81		
90710 CLOVES NEITHER CRUSHED/GROUND	44662	163063	40019	137811
90811 NUTMEG NEITHER CRUSHED/GROUND	5002	47186	4076	54185
90812 NUTMEG CRUSHED & GROUND		97		151
90821 MACE NEITHER CRUSHED/GROUND	13550	58803	27048	71778
90831 CARDAMOMS NITHER CRUSHED/GRO	90807	585209	133680	362594
90832 CARDAMOMS CRUSHED & GROUND	1639	2767	1024	1024
90921 SEEDS-CORIANDER NITHER CRU/GRO	39374	341493	21829	168722
90922 SEEDS-CORIANDER CRUSHED/GROUND	145	205		8812
90931 SEEDS OF CUMIN (WHITE ZEERA)	43331	255601	14384	229875
90932 SEEDS CUMIN.CRUSH/GRO(W.ZEERA)		249	460	1266
90961 CARAWAY,ANISE,FENL,JUNI.N-CR/G	21280	62473	9412	59871
90962 CARAWAY,ANISE,FENEL,JUNI.CR/GR		1688		
91011 GINGER NEITHE CRUSHED/GROUND	684947	3913557	513939	2563096
91012 GINGER. CRUSHED OR GROUND	1268	3772	328	2739
91020 SAFFRON, (ZAFRAN)	118	168		
91030 TURMERIC (CURCUMA)	239	6071	4178	29892
91091 MIXTU OF PROD H-09.04 TO 09.10	14053	60205	13638	13789
91099 OTHER SPICES	1751	8786	2652	7454
100119 DURUM WHEAT			55100	18727857
100290 OTHER RYE	405	405	138	471
100390 OTHER BARLEY	58752	247333	9096	27930
100490 OTHER OATS	90238	788212	32226	135333
100510 SEED, MAIZE	1566626	2760237	1784447	4219494
100590 OTHER MAIZE (CORN)	19718	116011	2031	7978
100610 RICE IN HUSK (PADDY OR ROUGH)		22326		211123
100630 SEMI/WHOLLY MILLED RICE/POLIS	8454	31172	26946	60833
100640 BROKEN RICE	15136	42235	1244	8019
100710 SEED GRAIN SORGHUM(JAWAR)	3065	3065	1657	3496
100790 OTHER GRAIN SORGHUM(JAWAR)		16094	12969	15992
100810 BUCK WHEAT				4357
100821 MILLET (BAJRA)	1929	50627	843	7408
100829 OTHER MILLET (BAJRA)	30543	335184	14690	71017
100830 CANARY SEED	2649	10341		2655
100890 OTHER CEREALS		26	37	1300
110100 WHEAT OR MESLIN FLOUR	1087	8481	55296	452903
110220 MAIZE (CORN) FLOUR	41	2003		355
110290 OTHER CEREAL FLOUR	420	483	112	1269
110311 GROATS AND MEAL OF WHEAT				1029
110313 GROATS&MEAL OF MAIZE (CORN)	2041	12625	2279	9048
110319 GROATS AND MEAL OF OTH CEREAL		371		
110320 PELLETS OF OTHER CEREALS		8		
110412 ROLLED OR FLAKED, OATS.	52	925		427

Contd.

10.11 Imports by Economic Categories (Detail)

I T E M S	(In Thousand Rupees)			
	DECEMBER, 2015	FROM JULY, 2015	DECEMBER, 2014	FROM JULY, 2014
110419 ROLLED/FLAKED GRAIN/OTH CEREAL				999
110422 OTHER WORKED GRAIN OF OATS	1083	16791	2400	20204
110423 OTH WORK GRAIN OF MAIZE (CORN)	631	5605	205	234
110429 OTH WORK GRAIN OF OTH CEREALS		349	3441	4569
110430 GERM OF CEREALS,WHOLE,ROL,FLAK	274	274		
110510 FLOUR,MEAL&POWDER OF POTATOES	24898	181117	32659	213975
110520 FLAKE,GRANULE/PELLETS POTATOES	2997	5112	3842	9588
110610 FLOUR,MEAL,POWDER,DRY LEGU VEG		25		215
110620 FLOUR,MEAL POWDER OF SAGO/ROOT		23		34
110630 FLOUR,MEAL POWDER PRD CHAPT-8		1359		
110710 MALT NOT ROASTED		1083	1163	3339
110720 MALT ROASTED			14868	14868
121020 HOP CONES,GROUND POWDER PELLET		1464		
121120 GINSENG ROOTS		632		2560
121229 OTHER SEAWEDS& OTHER ALGAE		1853		100534
121291 SUGAR BEET	68	68		
121299 OTHER FRUIT STONE&KERNELS/VEG		284		468
121300 CEREAL STRAW & HUSKS,IN PELLET	53231	267071	58414	480279
121410 LUCERNE (ALFALFA) MEAL&PELLETS				3910
121490 OTH SWEDES,MANGOLDS,FODDER,HEY				182
130120 GUM ARABIC	20295	62045	3463	13706
160210 HOMOGENISED PREP MEAT/EDB MEAT				120
160220 LIVER OF ANIMAL,PREPARED/PRESV			115	115
160231 OTH PREP/PRESV MEAT OF TURKEY		1195		259
160232 OTH PREP/PRESV MEAT OF FOWLS	38633	263029	27023	209951
160239 OTH PREP/PRESV,MEAT OTH POLTRY	509	36112	5887	29654
160250 OTH PREP/PRES MEAT BOVIN ANIML	726	13836	5522	23737
160290 OTH PREP MEA OFL,BLOOD ANIMAL	533	533		75
160300 EXTRACT/JUICE OF MEAT,FISH ETC		897	493	493
160411 SALMON,FISH,WHOLE/PIE NOT MICE		86		36
160412 HERRING,WHOLE/PIECE NOT MINCED		5		102
160413 SARDINE,BRISL/SPRAT W/P N-MINC	25	140		27
160414 TUNAS,SKIPJACK,BONITO,WHOLE/PC	226	772	309	1019
160415 MACKERAL,WHOLE/DIECE NOT MINCE			22	22
160419 OTH FISH,WHOLE/PIECE NOT MINCE	7904	20426	11709	20617
160420 OTH FISH PREPARED PRESERVED	985	5886	826	7555
160510 CRAB,PREPARED OR PRESERVED.	99	202	113	8427
160529 OTH SHRIMPS&PRAWN PREPARED/PRE		130		
160540 OTH CRUSTACEANS,PREP/PRESERVED		150		
170112 BEET SUGAR RAW NOT CONT FLAVOR		1257	230	306
170114 OTH CANE SUGAR RAW.N-CON FL/CO		21		
170191 O.CANE/BEET SUGAR CON.FLAV/COL	126	3289	1673	1673
170199 OTH CANE/BEET SUGAR PURE SUC	35871	412247	53386	412189
170211 LACTOSE & LACTOSE SYRUP WT 99%	55308	371155	93211	640612
170219 OTH,LACTOSE AND LACTOSE SYRUP		7	357	18639
170220 MAPLE SUGAR AND MAPLE SYRUP	32	32		
170230 GLUS SYP,DRY STAT FRVCT <20%	45072	332019	56821	316413
170240 GLUCOSE/GLUCOSE SYRUP<20% FRUC		3		682
170250 CHEMICALLY PURE FRUCTOSE		242		614
170260 OTH FRUCTOS SYP,50% WT OF FRAC				164
170290 OTH SUGAR INCL INVERT SUGAR	17350	330566	36726	335750
170390 OTH MOLASSES,FROM REFINING SUG	4676	4676	1042	1042
170410 CHEWING GUM,WH/NOT SUGA COATED	13870	59724	15144	69195
170490 OTH SUGAR CONFECT NOT CON COCA	93834	482324	82430	366099
180310 COCOA PASTE,NOT DEFAITTED(LICOR	31421	130556	42371	288835
180400 COCOA,BUTTER,FAT AND OIL	45048	440908	104153	577590
180500 COCOA POWDER,NOT CON ADDED SUG	122467	612698	139040	577584
180610 COCOA POWDER,CON ADDED SUGAR	1706	6369		1318
180620 OTH PREPA WT2KG,PAS,BLOCK SLAB	93020	350872	25041	449632
180631 OTH FOOD PREP COCOA BARS FILD	25915	209850	57058	182814
180632 OTH FOOD PREP COC BAR NOT FILD	1681	4749	3695	8341

Contd.

10.11 Imports by Economic Categories (Detail)

(In Thousand Rupees)

ITEMS	DECEMBER, 2015	FROM JULY, 2015	DECEMBER, 2014	FROM JULY, 2014
180690 OTH,FOOD PREP CONT COCOA LIQUID	53858	167135	35765	145747
190110 FOOD PREP FOR INFANT USE	718183	4104660	478071	3764300
190120 MIXES&DOUGHS FOR PREP BAKER	9920	49972	3218	25621
190190 OTH FOOD PREP OF FLOUR,MEAL	209736	1530716	290417	1237837
190211 UNCOOK PASTA,NUT STUFD CON EGG	77	221	48	236
190219 OTHER,UNCOOKED PASTA.	2199	24963	2003	16022
190220 STUFFED PASTA,WHETH/NOT COOKED	455	1445		112
190230 OTHER PASTA	170	15772	1155	11208
190240 COUSCOUS WHETER OR NOT PREPARE	69	177		54
190300 TAPIOCA&SUBSTI PRE FRM STARCH	10012	29337	2626	38559
190410 PREP FOOD,SWLL/ROAS OF CEREALS	27202	161226	12807	101883
190420 PREP FOOD UNROAST CEREAL FLAKE		6472	2987	18783
190430 BULGUR WHEAT		7		
190490 OTH PREP FOOD OBTAIN BY CEREAL	19356	99502	11380	60095
190510 CRISPBREAD AND BUNS	3	13		104
190531 SWEET BISCUTS	31724	90813	10378	36066
190532 WAFFELS AND WAFERS	15702	80529	15733	62027
190540 RUSK,TOASTED BREAD & PRODUCTS	2644	20083	378	9158
190590 OTHER BACKERY PRODUCTS	34209	176340	23909	154485
200110 CUCUMBER,GHERKINS PREP/PRESERV	363	568	117	247
200190 OTH VEG FRUIT,NUT,PRES VIN/ACE	1818	9658	2463	10708
200210 TOMATOES,WHOLE/PIECE,PREP/PRSV	155	359	14	1163
200290 OTH,TOMATO/PRE/PRV O/TH VINGER	60845	219282	47438	187982
200310 MUSHROOM,PREP/PRSV O/TH VINHER	10864	34368	727	20827
200390 OTH MUSHROOM&TRUFFLE PREPARED	52	546	1367	4727
200410 POTATO,PREP/PRSV,O/TH VINGERS	77002	376190	35420	228628
200490 OTH VEG MIX/VEG PREP O/TH VING	519	5798	360	35648
200510 HOMOGENIZED VEGETABLES		1044		439
200520 POTATO PREP O/TH VING NOT FROZ	5342	17698	2589	10645
200540 PEAS PREP O/TH VINGER NOT FROZ	195	1810		2081
200551 BEAN SHELD PREP O/TH VING N/FZ	1934	2778	615	2172
200559 OTH BEAN PREP O/TH VING NOT FZ	456	4340	216	9958
200560 ASPARAGUS,PREP O/TH VING N-FZ		394		
200570 OLIVES PREP O/TH VING NOT FROZ	17251	67791	5456	52597
200580 SWEET CORN,PREP/PRESV NOT FROZ	5350	25451	5341	23283
200591 OTH VEGETABLES& MIXTURE OF VEG	20	694		162
200599 OTH VEGE PREPARED OR PRESERVED	2507	15269	1037	13349
200600 VEG,FRUIT,NUTS,PEEL PRE BY SUG	676	5313	42	1075
200710 HOMOGENISED PREPARATIONS	323	964	170	385
200791 OTH,CITRUS FRUIT COOKED PREP	61	61		
200799 OTH JAM,FRUIT,JELLY,MARMALADE	2809	18530	147	19283
200811 GROUND NUTS,PREP/PRESERVED	378	6143	251	767
200819 OTH NUTS/SEED INCL MIXTURES	6583	47115	1630	11723
200820 PINEAPPLES,PREPARED/PRESERVED	48079	187013	20737	188347
200830 CITRUS FRUIT,PREPARE/PRESERVED	3541	31298		23431
200840 PEARS,PREPARED OR PRESERVED		932	1840	4400
200850 APRICOTS,PREPARED OR PRESERVED	86	227		
200860 CHERRIES,PREPARED OR PRESERVED	292	9951	41	7402
200870 PEACHES,PRPARED OR PRESERVED	204	14475	17996	92803
200880 STRAWBERRIES,PREPARE/PRESERVED	1093	4312	1040	3919
200893 CRANBERRIES	22	22		
200897 MIXTURES OF FRUITS,NUTS&PLANTS	36304	178783	12254	174219
200899 OTH FRUITS,NUT/EDIBLE PLANTS	9880	24855	3944	15060
200911 ORANGE JUICE,FROZEN		10648		7192
200912 ORANGE JUICE,NOT FROZEN		310		
200919 OTHER ORANG JUICE	4332	91005	22881	327788
200921 GRAPEFRUIT JUICE,BRIX VAL=20				119
200929 OTHER GRAPE FRUIT,JUICE		192	32	170
200939 OTH JUICE OF ANY CITRUS FRUIT	1639	9041	145	2670
200941 PINEAPPLE JUICE ,BRIX VAL=20		502		
200949 OTHER PINEAPPLE JUICE	808	49237	4136	58075

Contd.

10.11 Imports by Economic Categories (Detail)

(In Thousand Rupees)

ITEMS	DECEMBER, 2015	FROM JULY, 2015	DECEMBER, 2014	FROM JULY, 2014
200950 TOMATO JUICE	19	19		
200961 GRAPE JUICE INCL GRAPE MUST				448
200969 OTHER GRAPE JUICE	59	107678	3706	224917
200971 APPLE JUICE ,BRIX VAL=20				1513
200979 OTHER APPLE JUICE		19971	29357	166352
200989 OTHER JUICE OF FRUIT/VEGETABLE	1674	124157	913	67143
200990 MIXTURES OF JUICES	4586	28982	1913	22363
210111 EXTRACT,ESSENCE/CONC COFEE/PRE	17472	201797	32469	292135
210112 PREP WITH A BASIS OF EXTRA/COF	806	7143	1529	5071
210120 EXTACT,ESSENCE ETC OF TEA MATE	2767	16054	3	11110
210130 ROASTED CHICORY/OTH COFEE/SUB	3	18		415
210210 ACTIVE YEASTS	45473	289734	53427	261572
210220 INACTIVE YEASTS,OTH SINGL CELL		7934		5
210230 PREPARED BAKING POWDERS	6903	13955	428	14190
210310 SOYA SAUCE	15888	91050	28022	112190
210320 TOMATO KETCHUP/OTH TOMATOSAUCE	14537	81536	3045	26689
210330 MUSTARD FLOUR/MEAL/PREP MUSTAR	1538	5580	1300	5205
210390 OTH SAUCES PREP/MIX SEASONING	28475	143979	20850	107663
210410 SOUPS/BROTHS & PREP THEREOF	434	1591	219	988
210420 HOMOGENISE COMPOSITE FOOD PREP	11	245		30
210500 ICE CREAM,OTH EDIBLE ICE	6020	16038	1096	14562
210610 PROTEIN CONCENTRATE/TEXT PROTIN	2336	19139	198	13041
210690 OTH FLAVOURING POWDER/CONCT	457840	2500817	301089	4721483
220110 MINERAL WATERS/AERATED WATERS	468	6736	1433	8127
220190 OTH,NATURAL/ARTIFICIAL WATERS	1094	6051	1080	2869
220210 WATER,MINERAL/AERATED WATER	22755	202705	33398	267258
220290 OTH WATER/OTH NON ALCOLIC BEVG	6511	73985	4769	50901
220300 BEER MADE FROM MALT		2779	133	6479
220410 SPARKLING WINE	62	5849	3023	10130
220421 OTH WINE OF FRESH GRAPES<2LT		565		163
220429 OTH WINE OF FRESH GRAPES>2LT		1225	322	676
220820 SPIRIT OBT BY DISTIL GRAPEWINE				4343
220830 WHISKIES		3133	395	12844
220840 RUM&OTH SPIRITS DISTILL SUGAR				46
220850 GIN AND GENEVA		109		559
220860 VODKA	31	184	65	1794
220870 LIQUEURS AND CORDIALS		17	13	405
220890 OTH SPIRIT/SPIRITOUS BEVERAGES		341	52	633
220900 VINEGAR&SUBSTITUTE,ACTIC ACID	1439	8709	268	7504
230110 FLOURS,MEALS,PELLETS,OF MEAT	9883	10422		7
230120 FLOURS,MEALS,PELLETS,OF FISH	1919	81696	18708	55293
230230 BRAN SHARP & RESIDUES OF WHEAT		468		
230240 BRAN SHARP RESIDUE OF OTH CERL				854
230250 BRAN SHARP RESIDUE LEGUM PLANT	7796	14765		
230310 RESID.STARCH MANUF&SIM RESIDUE		1381		1690
230330 BREWING/DISTILLING DREGS/WASTE	2705	44660	24310	71994
230400 OIL-CAKE/OTH S/RESID SOYABEAN	703323	22769109	3121665	26782504
230620 OIL CAKE/OTH RESIDUE,LINSEEDS				1258
230630 OIL CAKE/OTH SUNFLOWER SEEDS				6376
230641 OIL CAKE/OTH RESID COLZA SEEDS			29703	162768
230649 OIL CAKE/OTH RESID RAPE SEEDS			177	65446
230650 OIL CAKE/OTH RESIDUES,COCONUT		16		721
230660 OIL CAKE/OTH RESIDUE,PALM NUTS	326387	1108361	145518	784453
230690 OIL CAKE/OTH SOLID RESIDUE,VEG		1289	197	2645
230910 DOG/CAT FOOD,PUTUP RETAILSAL	13952	66652	18031	69847
230990 OTH,PREP USED IN ANIMAL FOOD	419960	2617160	581794	2743280
240110 TOBACCO,NOT STEMMED/STRIPPED		58	281	321
240210 CIGAR,CHEROOTS CONTAIN TOBACCO	109	830		417
240220 CIGARETTES CONTAINING TOBACCO	8997	124015	19935	113184
240290 CIGAR,CHEROOTS/TOBACCO SUBST	16	99		464
240391 HOMOGENISE/RECONSTITUTE TOBACO				3153

Contd.

10.11 Imports by Economic Categories (Detail)

(In Thousand Rupees)

ITEMS	DECEMBER, 2015	FROM JULY, 2015	DECEMBER, 2014	FROM JULY, 2014
240399 OTH MANUFACTURED TOBACCO/EXTR	19838	29834	367	3906
271012 LIGHT OILS AND PREPARATIONS	17462549	114193584	13480225	113022733
271019 KEROSENE,INCL KER.TY. JET FUEL	454055	2957414	107573	4430990
293500 SULPHONAMIDES	192753	1044733	200605	1178948
293621 VITAMIN A ITS DERIVATIVE UNMIX	6125	124484	76317	173839
293622 VITAMIN B1/ITS DERIV UNMIXED	12534	120990	23650	103889
293623 VITAMIN B2/ITS DERIV UNMIXED	11406	105510	25650	96002
293624 D-,DL-PANTOTHENIC ACID(VITB3B5	10865	126377	73162	205147
293625 VITAMIN B6/ITS DERIV UNMIXED	6843	167520	20383	156839
293626 VITAMIN B12/ITS DERIV UNMIXED	72382	279921	35146	182699
293627 VITAMIN C/ITS DERIVATIVE UNMIX	30855	202011	13575	191650
293628 VITAMIN D/ITS DERIVATIVE UNMIX	48593	309607	72712	346064
293629 OTH VITAMIN/ITS DERIV UNMIXED	94060	526983	66142	301930
293690 OTH INTER-MIXTURE PROVITAMINS	11591	138361	13994	74090
293712 INSULINE AND ITS SALTS	5674	40087	21461	114692
293719 OTHER POLYPEPTIDE HARMONES	9206	52692	5924	48048
293721 CORTISONE/HYDRO/PREDNISONONE ETC	98310	268730	56672	219242
293722 HALOGENATE DERIV ADERNAL HORMN	71530	487848	88192	462635
293723 OESTROGENS AND PROGESTOGENS	154789	718051	64286	622723
293729 OTH,STEROIDAL HARMONES,DERIVAT	17836	135500	41571	173016
293750 PROSTAGLANDINS,THROMBOXANES&DR	7528	60090	10158	46899
293790 OTH HORMONES/ITS DERIVATIVES	28386	160241	39324	185166
293810 RUTOSIDE(RUTIN)/ITS DERIVATIVE		1797		1422
293890 OTHER, GLYCOSIDES	30045	296879	10724	78353
293911 CONCENTRATES OF POPPY STRAW	649	42248	7538	105330
293919 OTH ALKALOIDS OF OPIUM/DERVATI	23667	86904	39799	96412
293920 ALKALOID CINCHONA/DRV SALT		4481		8841
293930 CAFFEINE AND ITS SALTS	64718	247237	20725	219218
293949 OTHER,EPHEDRINE AND ITS SALTS	56530	138451	50801	100958
293959 OTH THEOPHYLLINE/AMINOPHLLINE	30130	122270	19343	129250
293962 ERGOTAMINE (INN) AND ITS SALTS				1231
293969 OTH ALKALOID OF RYE ERGOT/SALT	1352	7309	9749	144939
294000 SUGARD O/T SUCROSE/LACTOSE ETC	45271	264395	20124	314563
294110 PENCILLINE/DERV/ACID/SALT ETC	17418	98115	43001	183900
294120 STREPTROMYCIN/DERIV/SALT THROF	6297	58131	6477	53046
294130 TETRACYCLINE/DERIV/SALT THROF	53645	361821	64090	295770
294140 CHLORAMPHENICAL/DERIV/SALT	11197	92032	20448	72953
294150 ERYTHROMYCIN/DERIV/SALT THROF	164913	992526	200951	1008714
294200 OTHER ORGANIC COMPOUNDS.	17565	126902	12101	84434
300190 OTH GLAND ORGAN,EXTRACT,HAPRIN	93	854		245
300210 ANTISERA/OTH BLOOD FRAC MODIFY	11734	52253	3163	53085
300220 VACCINES FOR HUMAN MEDICINE	7259304	16523789	2563776	18850268
300230 VACCINE VETERINARY MEDICINE	549537	1903277	292396	1848544
300290 OTH HUMAN/ANIMAL BLOOD,THERAPC	47108	233866	66083	439694
300310 MEDICAMENT PENCILLIN DERV/ACID		1554		31424
300320 MEDICAMENT OTH ANTIBIOTICS	20842	87828	17681	75027
300331 MEDICAMENTS CONTAINING INSULIN		1937		
300339 OTH,MEDICEMENT HARMONE ANTIBTC	3026	221956	163875	534226
300390 OTH MEDICEMENT NES-NOT-R-SALE	89137	428288	228137	797130
300410 MEDICAMENT,PENCILLIN DERV/ACID	1488	23162		112601
300420 MEDICAMENT OTH ANTIBIOTICS	302382	1190155	250329	1373161
300431 MEDICAMENT INSULIN NOT ANTIBTC	91170	1338776	173963	1568518
300432 MEDICIMENT ADERN CORTC HARMONE		166619		39392
300439 OTH MEDICIMENTHARMONE NOT ANT	101018	647201	251192	982184
300440 MEDICAMENT ALKALOID DERV ANTI		4941	4315	197076
300450 OTH MEDICAMENT VITAMIN/OTH PRO	829	68075	28201	263579
300490 OTH MEDICAMENT THERAPEUTIC USE	2284580	12506146	1957295	15350311
300510 SURGICAL TAP IN JAMBO ROLLS	40455	244008	46137	222706
300590 OTH WADDING,GAUZE,BANDAGE ARTI	2980	117623	5148	95556
300610 STERILE SURGICAL CATGUT, ETC	45221	832896	20512	603875
300620 BLOOD-GROUPING REAGENTS	69	654	533	1690

Contd.

10.11 Imports by Economic Categories (Detail)

I T E M S	(In Thousand Rupees)			
	DECEMBER, 2015	FROM JULY, 2015	DECEMBER, 2014	FROM JULY, 2014
300630 OPACIFY X-RAY EXAM DIAGNOSTIC	1686	4387	3671	9162
300640 DENTAL CEMENT/DENTAL FILLING	4012	64436	23266	89038
300650 FIRST AID BOXES AND KITS.	37	12765	803	3729
300660 CHEMICAL CONTRACEPTIVE HORMONE	199	194618	17670	509957
300670 GEL PREP HUMAN/VETERINARY USE	1093	16512	1551	24553
300691 APPL IDENTIFIABLE, OSTOMY USE	8788	28396		14093
321519 PRINTING INK EXCL. BLACK	160946	986553	108087	671016
321590 OTH WRITING/DRAWING/OTH INK	40841	169625	23073	127316
330112 ESSENTIAL OIL OF ORANGE	7220	49420	2163	42314
330113 ESSENTIAL OIL OF LEMON	5346	9192	81	14816
330119 OTH ESSENTIAL OIL/CITRUS FRUIT	28332	163708	9176	122725
330124 ESSENTIAL OIL OF PEPPERMINT	2935	8680	1102	7349
330125 ESSENTIAL OIL OF OTHER MINTS	351	13575	3518	10656
330129 OTH ESSENTIAL OIL O/T CIT FRUT	11800	35998	15622	37114
330130 RESINOIDS		2862	573	1842
330190 OTH,CONCENTRATE ESSENT OIL NS	2990	50243	1549	42755
330210 MIXTURE ODORIFEROUS SUBS&MIXT	182887	1493561	186325	1163384
330290 OTH,MIXTURE,ODORIFEROUS SUBST	360946	2315894	377116	2024839
330300 PERFUMES AND TOILET WATERS	36648	328331	67132	331487
330410 LIP MAKE-UP PREPARATIONS	18183	112494	19178	106805
330420 EYE MAKE-UP PREPARATIONS	19525	107612	18508	96746
330430 MANICURE/PEDICURE PREPARATIONS	8026	53166	11065	43433
330491 POWDER WHETHER/NOT COMPRESSED	26651	211809	33296	189193
330499 OTH,BEAUTY/MAKE-UP PREPARATION	148787	925486	140897	784373
330510 SHAMPOOS	336104	2186607	334599	1810265
330520 PREP PERMANENT WAVING/STRAIGHT	6079	49053	8121	36143
330530 HAIR LACQUERS	402	561	170	866
330590 OTH PREP USE ON HAIR	61206	439283	64688	398789
330610 DENTIFRICES	32265	183523	29746	133198
330620 YARN,CLEAN TEETH(DENTAL FLOSS)	153	511	125	690
330690 OTH,PREP ORAL/DENTAL HYGIENE	7817	17684	1179	9412
330710 PRE/AFTER SHAVE PREPARATION	22844	175743	5302	108726
330720 PERSONEL DEDORANT&ANTIP RSPRNT	30784	267097	33137	235188
330730 PERFUMED BATH SALT/OTH PREP	565	6195	1028	3742
330741 AGARBATTI/OTH ODORIFEROUS PREP	154	526	88	1105
330749 OTH PREP PERFUMING ROOM/RELIGS	15667	112823	19076	121003
330790 OTH,DEPILATORY/PERFUM ETCPREP	5111	26369	2970	17314
340111 SOAP&ORGANIC SURFAC-ACTIV PROD	106182	1132939	129187	1098072
340119 OTH,SOAP ORG-SURFAC-ACT PROD	18988	81101	2880	92440
340120 SOAP IN OTHER FORMS	52654	381116	63233	406643
340130 ORGANIC SURFACE ACTIVE PRODUCT	32421	180487	24306	148121
340211 ORGANIC SURFACE-ACTIVE AGENT	461421	2114402	240476	1752526
340212 ORGANIC SURFACE ACTIVE CATIONC	24577	85902	8604	70579
340213 ORG SURFACE ACTIVE NON-IONIC	339771	1933721	298464	1669329
340219 OTH ORG SURFACE ACTIVE AGENT	15867	104978	22103	203953
340220 ORG SURF PREP PUTUP FOR R-SALE	15033	90493	31175	221016
340490 OTH, ART/PREP WAXES	81898	568633	60079	610184
340510 PO/CREAM FOR FOOTWEAR/LEATHER	14969	71200	17818	93459
340520 POL/CREAM/PREP, WOOD FURNITURE	1780	10688	3988	22033
340530 POL/CREAM/PREP,COACHWORK/METAL	1095	8262	1993	9382
340540 SCOURING/PASTE/POWDER/OTH PREP	21	937		498
340590 OTH POL/CREAM/PREP,F-WEAR/LETH	12403	73871	14138	66203
350190 OTH CASEINATE DERIV CASEN GLUE	746	5582	2249	27205
350211 EGG ALBUMIN DRIED		18062		10446
360300 SAFETY FUSES DETONATING FUSES	50268	119754	127	67032
360500 MATCHES O/T PYROTECHNIC		63254		
360610 LIQUID/LIQUEFIE GAS FUEL	458	5825	330	1019
391740 FITING FOR TUBE ETC OF PLASTIC	35519	228139	21966	177199
391810 FLOOR COVERING OF POLYMERS V-C	31055	127051	17760	141785
392190 OTH PLATE,SHEET ETC OF PLASTIC	140513	932337	165910	800065
392210 BATH,SHOWER WASH BASIN OF PLAS	3924	26102	5202	21858

Contd.

10.11 Imports by Economic Categories (Detail)

I T E M S	(In Thousand Rupees)			
	DECEMBER, 2015	FROM JULY, 2015	DECEMBER, 2014	FROM JULY, 2014
392220 LAVATORY SEAT/COVER OF PLASTIC	2865	13360	1322	8349
392290 OTH FLASH/SIM SANITARY PLASTIC	5267	28262	4512	32358
392310 BOXES,CASES,CRATES PLASTIC	62147	318676	75131	387039
392321 SACK&BAG OF POLYMER OF ETHYL	82289	506035	90220	439118
392329 SACKS & BAG OF OTHER PLASTICS	19420	132326	29886	261711
392330 CARBOYS,BOTTLES,FLASKS ETC	67285	309391	55835	322440
392340 SPOOLS,COPEES,BOBINS ETC PLASTC	28846	118126	15353	120893
392350 STOPPERS,LIDS,CAPS ETC OF PLAS	123413	628734	62828	641046
392390 OTH ARTICLES FOR CONVEYANCE NS	19274	118502	11252	115766
392410 TABLEWARE KITCHENWARE OF PLAST	35263	205880	14293	104835
392490 OTH,HOUSEHOLD/TOILET ARTICLES	32079	148331	25992	125029
392510 RESERVOIRS,TANKS,VATS>300 LTRS		6824	11	885
392520 DOOR,WINDOWS FRAME&H-HOLD PLAS	4634	9023	883	30167
392530 SHUTTERS,BLINDS&PARTS OF PLAST	847	1835	1052	6634
392590 OTH,BUILDER-WARE OF PLASTIC,NS	93687	715784	89486	330973
392610 OFFICE/SCHOOL SUPPLY PLASTIC	11545	72587	8185	50054
392620 ARTICLE OF APPAR CLOTHING PLAS	7318	42075	7222	76458
392630 FITTING FOR FURNITUR/COACH PLA	578	3308	900	4551
392640 ORANMENTAL ARTICLES OF PLASTIC	40396	258798	27014	213535
400942 TUBE,PIPERUB WITH OTH.METL.FIT	1275	21783	3993	28854
401011 CONVEYOR BELTS WITH METALS	1053	2989		6090
401012 CONVEYOR BELTS WITH TEX-METACS	25780	240266	23152	257390
401019 OTH CONVEYON BELT OR BELTING	17571	155078	28175	186040
401031 TRANSMISSION BELTS 60-180 CM	20957	155961	26974	134629
401032 TRANSMISION OTH BELT 60-180 CM	18834	169004	13042	151563
401033 TRANSMISION BELT 180-240 CM	671	4233	193	9354
401034 TRANSMISION BELT OTH 180-240CM	284	3804	138	2149
401035 TRANSMISION SYN.BELT 60-150CM	2066	7633	799	8600
401036 TRANSMISION SYN.BELT 150-198CM	450	964	329	1066
401390 OTHER INNER TUBES,OF RUBBER	9586	47821	8935	51935
401410 SHEATH CONTRACEPTIVES	2129	303385	58551	844559
401490 OTH HYG/PHARMACEUTICAL ARTL	1457	23772	1685	19088
401511 GLOVES,RUBBER,SURGICAL	108610	303293	33333	186300
401519 OTHER GLOVES,RUBBER	22564	136709	17341	92472
401590 OTH ARTI APPRL/CLOTH ALL PURPS	3649	17123	3509	44475
401610 ARTICLES OF UNHARD CEL VUL RUB	18400	88041	19504	77705
401691 FLOOR COVERING & MATS, RUBBER	5206	20251	2430	21815
401692 ERASERS, RUBBER	30654	140762	43405	165657
401693 GASKETS,WASHERS,SEALS,OF RUBB	121373	767580	114076	720226
401694 BOAT/DOCK FENDERS,OF RUBBERS	2778	26874	37640	39082
401695 OTH INFLATABLE ARTICLE OF RUBB	318	14892	866	15510
401699 OTH ARTICAL UNHARD VUL RUBBER	169437	1023069	207164	977847
420100 SADDLERY&HARNESS FOR ANIMALS		406	70	449
420211 TRUNKS,SUITCASE,VANITY-CASES	2174	13878	2632	17788
420212 TRUNK,SUITCA,SATC ETC PLAS/TEX	83887	503626	77645	443277
420219 OTH TRUNK,SUITCASE,VANITY-CASE	7355	21375	1428	9038
420221 HANDBAG,COMP/PATENT LEATHER	65805	333209	46305	305659
420222 HANDBAGS,PLASTIC/TAXT MATERIAL	12364	54654	11662	63110
420229 OTH HANDBAGS,WITHOUT HANDLES	92306	337705	28796	144253
420231 ARTI.CARIED.IN POCKET. LEA/COM	4264	25003	3132	13729
420232 ARTIC CARRIED IN POCK TAXT MATE	1207	9285	959	6708
420239 OTH,ARTI CRRIED IN HAND/POCKET	17578	70873	4948	27985
420291 OTH CONTAINER O/S OF LEA/COMPS	714	4594	64	1592
420292 OTH CONTAINER O/S PLAS/TEXTILE	1669	14082	668	7753
420299 OTH CASES VULCANISED FIB/PBOA	2707	13833	2382	24192
420310 ARTICLES OF APPAREL		10649		30258
420321 GLOVES,MITTENS & MITTS SPORTS	216	998		1851
420329 OTH LEATHER GLOVES	4051	11816	841	8970
420330 BELTS AND BANDOLIERS	22843	120704	19763	115189
420500 OTH ART LEA/COMP LEA TECHNICAL	381	3343	247	7236
430230 WHOLE SKINS&CUTTINGS ASSEMBLED		221		

Contd.

10.11 Imports by Economic Categories (Detail)

I T E M S	(In Thousand Rupees)			
	DECEMBER, 2015	FROM JULY, 2015	DECEMBER, 2014	FROM JULY, 2014
430310 ARTI APPAR CLOTH ACCE FURSKIN				323
430390 OTHER, ARTICLES OF FURSKINS	23	23	42	2493
430400 ARTICLE OF FUR&ARTICLE THEREOF		5953		10635
440131 WOOD PELLETS			2054	4393
440139 SAW DUST & WOOD WASTE & SCRAP	1065	6452	2505	6422
440210 WOOD CHARCOAL OF BAMBOO NOT AG	725	3047	1426	3062
441300 DENSIFIED WOOD,BLOCK,PLATE,ETC	1104	12143	8739	20330
441600 CASK,BARREL,VAT,TUB&OTH PRODC				1
441890 OTH BUILDERS JOINERY/CARP WOOD	36794	262513	29930	185958
441900 TABLEWARE&KITCHENWARE OF WOOD	7458	24061	4686	19860
442010 STATUETTES/OTH ORNAMENT WOOD	268	1462	233	635
442090 OTH WOOD MARQUETRY&INLAID WOOD	11336	48136	8517	42583
442110 CLOTHES HANGERS OF WOOD	1270	7315	1221	6872
450490 OTH, ARTICLES AGLOMERATED CORK		27	130	1118
460121 MATS,MATTING&SCREEN OF BAMBOO	34	3169	805	2715
460129 OTH MATS,MATTING&SCREN VEG MAT				1
460199 OTH PLATING MATERIAL N.E.S	71	951	193	2650
460211 BASKETWORK&OTH ARTICL OF BAMBO	1098	2402	109	2808
460212 BASKETWORK&OTH ARTIC OF RATTAN		242		
460219 BASKETWORK&OTH ART OF VEG MATE	338	2652	64	1513
481200 FILTER BLOCK,SLAB OF PAPERPULP	55	1995	1897	1897
481310 CIGRETTE PAPER IN BOOKLET/TUBE		22	67	143
481490 OTHER WALLPAPER & COVERINGS.	49	369	38	1716
481620 SELF-COPY PAPER		13		
481690 OTHER COYING PAPER, C/T SIZE.		3897	51	4103
481710 ENVELOPES	1186	6735	1165	6527
481720 LETTER CARDS, PLAIN POSTCARDS		2383	68	460
481730 BOXES,POUCHES,PAPER STATIONERY	663	13531	692	5246
481810 TOILET PAPER	950	59243	1171	35147
481820 HANDKERCHIEFS, TISSUES&TOWELS	9371	55700	11117	51639
481830 TABLE CLOTHS & SERVIETTES	1292	8267	1345	7622
481850 ARTICLES OF APPAREL&CLOTHING	1162	1609	20	1019
481890 OTH ARTI LINEN,P&P GARMET/ASSE	7215	32892	1050	17588
481910 CARTON,BOXE&CASES CORR U PAPE	52305	231552	43598	358129
481920 FOLD/CARTO/BOXE&CASE, NON-CURRU	12737	62673	5407	70495
481930 SACKS&BAGS WITH BASE 40CM/MORE	3975	12218	693	13273
481940 OTH SACKS&BAGS, INCLUDING CONES	5272	39836	4755	25781
481950 OTH PACKING CONTAINERS/RE-SLEE	849	7689	212	18251
481960 BOX FILES, LETTER TRAYS, BOX, OFF	5723	26131	3400	26227
482010 REGISTERS, LETTER PADS, DIARIES	11022	71779	10395	46179
482020 EXERCISE BOOKS	383	1575	1002	3136
482030 BINDERS, FOLDERS&FILE COVERS	1902	22616	4731	16142
482040 MANIFOLD BUSINESS FORMS/CARBON		549	134	420
482050 ALBUMS FOR SAMPLES/COLLECTIONS	579	3632	478	2279
482090 OTH BOOK COVER, BLOTING PAD, NES	72060	200924	924	11358
482110 P&P. BOARD LABLES PRINTED ALL=K	30856	127780	21254	213211
482190 OTH,P&P/BOARD LABLES NOT PRINT	41472	277451	49602	622421
482210 BOBBINS, SPOOLS, CAPS , PULP.	1149	9830	954	9650
482290 OTHER, BOBINS, SPOOL, CAPS ETC. PA	7500	43692	10443	41421
482320 FILTER PAPER AND PAPERBOARD	18078	79559	26574	93666
482340 ROLLS, SHEETS AND DIALS, PRINTED	1594	7140	187	3305
482369 OTH TRAY, DISH, PLATE, CUP, P&BORD	14700	75758	10317	60219
482370 MOULDED/PRESSED ARTICL P-PULP	5088	8713	2454	7481
482390 OTH, ARTICLES OF PAPER PULP, CEL	21561	119085	23247	138226
490110 PRINTED BOOKS IN SINGLE SHEETS	4590	17991	1938	15670
490191 DICTIONARIES AND ENCYCLOPAEDIA	902	5188	428	19701
490199 OTHER, PRINTED BOOKS/BROCHURES	403980	1238663	421603	1409919
490210 NEWSPAPERS, JOURNAL 4-TIME/WEEK		8		2499
490290 OTHER NEWSPAPER, JOURNALS PERIO	4179	27106	5025	31944
490300 CHILDREN DRAWING/COLOUR BOOKS	1583	8671	46415	51742
490400 MUSIC, PRINTED IN MANUSCRIPT.		6		1

Contd.

10.11 Imports by Economic Categories (Detail)

(In Thousand Rupees)

ITEMS	DECEMBER, 2015	FROM JULY, 2015	DECEMBER, 2014	FROM JULY, 2014
490510 GLOBES	59	132	24	749
490591 OTH PRNTD MATER BOOK FORM/ATLS		238	78	153
490599 OTH MAPS AND HYDROGRAPHIC/W-PA	26	632	423	1265
490600 PLANS/DRAWINGS FOR ARCHITECTS	731	57647	37558	193517
490700 BANKNOTE,CHEQUE,STAMP,BOND ETC	1785	181762	3051270	7141363
490810 TRANSFERS ,VITRIFIABLE.	75	1123	802	3669
490890 OTH,TRANSFERS(DECALCOMANIAS)	8433	33512	5572	35596
490900 PRINTED/ILLUSTRATED POSTCARDS	7032	29542	5765	26389
491000 CALENDAR OF ANY KIND PRINTED.	8827	17107	7705	15910
491110 TRADE ADVERTISING MATERIAL.	12064	88656	9229	98758
491191 PICTURES,DESIGNS&PHOTOGRAPHS	240	3416	691	6292
500710 FABRICS OF NOIL SILK		517		2042
500720 OTH FAB CON>80% WT OF SILK	284090	1120568	148240	496045
511111 WOVEN FABRICS CARDED WOOL,85%	404	70600		124855
511119 OTH WOVEN FABRICS CARDED WOOL	7989	73691	7277	12474
511120 OTH MIXED MAN-MADE FILAMENTS				48
511130 OTH MIXED MAINLY/SOLELY M-MADE		115	70	222
511190 OTH WOVEN FAB CARDED WOL/HAIR	5055	72817	14452	45007
511211 WOVEN FAB.COMBED WOOL 85%/HAIR	62	36544	2344	87840
511219 OTH WOVEN FAB COMBED WOOL 85%>	1729	47335	2637	60332
511220 OTH WOVEN FAB.COM.WOLL MIX.MMF		40		329
511230 OTH WOV.FAB.COM.WOOL MIX.M/MSF		20556		74344
511290 OTH WOV.FAB.CARDE WOOL/FA-HAIR	151	12650		9107
520790 OTHER,COTTON YARN PUT UP SALE	177	3261	281	5794
520811 WOV FAB COT WT<100G/SQM UNBLEA	1199	1199		146
520812 WOV FAB COT WT>100G/SQM UNBLEA	193	5827		18286
520819 OTHER WOVEN COTTON FAB UN-BLH	6718	103315	2156	10873
520821 WOV FAB COT WT<100G/SQM BLEACH	386	6001		3542
520823 WOV FAB COT 3/4 THRD TWIL BLEC				345
520829 OTH WOVEN FAB OF COTTON BLEACH	3076	5305	160	1932
520831 WOV FAB COT WT 100G/SQM DYED		6636	2621	4845
520832 WOV FAB COT WT>100G/SQM DYED	3613	9826	93	59584
520839 OTH COTON WOV FAB<2000/SQM DYE	1740	13525	639	10736
520841 WOV FAB COT WT 100G/SQM COLOUR	237	1577		5409
520842 COTON WOV FAB WT>100G/SQM COLO	2309	130518	17610	131552
520843 COTTON WOV FAB 3/4 THREAD TWIL	101	350		894
520849 OTH WOV FAB WT 200G/SQM	314	9365	761	13100
520851 COTON WOV FAB 100G/SQM PRINTED	29256	298231	58568	279903
520852 COTON WOV FAB>100G/SQM PRINTED	6254	134490	3548	21346
520859 OTH COT WOV FAB 200G/SQM PRINT	130	20295	124	19478
520911 WOV FAB COT WT>200G/SQM UNBLAC	12	1402		
520912 COTTON WOV FAB 3-4THREAD UN-BL		135		
520919 OTH COT WOV FAB>200G/SQM UNBLE	1081	2755	25	1190
520921 COTTON WOV FAB BLEACH>200G/SQM	15683	76781	17103	55424
520929 OTH COT WOV FAB BLE W>200G/SQM	494	11550	391	959
520931 COTTON WOV FAB DYED>200G/SQM	85	85		3360
520932 COTTON WOV FAB DYED 3-4 THREAD		329		585
520939 OTH COT WOV FAB DYED>200G/SQM	525	23482	21897	60682
520941 COT WOV FAB>200G/SQM 85% COT			1526	3398
520942 COTTON WOV FAB DENIM>200G/SQM	18840	159691	55406	264890
520943 WOV FAB 3-4-THREAD TWILL>200G				81
520949 OTH WOV FAB CONT 85% COT/YARN	386	11713		1711
520951 COTTON WOV FAB PRINTED>200GSQM				176
520952 WOV FAB 3-4-THREAD TWILL PRINT			63	63
520959 OTH WOV FAB PRINTED>200G/SQM	405	10448	774	36750
521011 COT W-FAB MIX MMF W200G/SQMUNB	19888	20100		79
521019 OTH W-FAB COT MIX MF200GSQM UB		13957		745
521021 W-FAB COT MIX-MMF WT 200G/SQM		14633		
521029 OTH W-FAB COT 85%,MMF 200G-BL		7526		43
521031 COT WOV FAB MX-MMF200G/SQM DYE	1180	2287	228	7397
521032 W-FAB3/4THR MX-MMW 200G/MW DYE			1916	2368

Contd.

10.11 Imports by Economic Categories (Detail)

I T E M S	(In Thousand Rupees)			
	DECEMBER, 2015	FROM JULY, 2015	DECEMBER, 2014	FROM JULY, 2014
521039 OTH W-FAD COTMX MF W200G/SQMDY		2549	43	4736
521041 W-FAB COT MX-MMF 200G/SQM		13788		1500
521049 OTH W-FAB COT MX-MMF W200G/SQM		9534	103	329
521051 W-FAB COT MIX,MF W200G/SQM PRI	285	4992		3036
521059 OTH W-FAB COT,MMF W 200G PRINT	167	39145	6003	48363
521112 COT FAB 3-4THREAD MIX>200G UNB		31		
521119 OTH W-FABCOT,MF W>200G/SQM UNB	8503	37954	6424	73702
521120 W-FAB COT WT<85% MIX MMF-BLEA		2034		3536
521131 WW-FAB COT,MMF W>200G/SQM DYED		10832		
521132 WOV FAB 3-4THREAD MIX>200GDYED	1716	1716	3712	10508
521139 OTH W-FAB COT,MMF W>200G DYED	4863	9644		10259
521142 W-FAB COT DENM,MX MFW>200G/SQM	813	38083	1286	118867
521143 WOV FAB 3-4THR MX-MFW>200G/SQM		54		
521149 OTH W-FB COT CLO YRN MMF>200G	413	2680	501	3304
521159 OTH W-FAB COT,MF,W>200G/SQM PR	11612	13556		2620
521211 OTH COT W-FAB UN-BL W 200G/SQM				83
521212 OTH COT W-FAB BLECH W 200G/SQM	782	1186		
521213 OTH COT W-FAB DYED W 200G/SQM	120	1755	1754	4130
521214 OTH W-FAB,COLOR YRN W 200G/SQM	550	550		
521215 OTH W-FAB COT PRNTD W 200G/SQM	29	29		
521222 OTH COT WOV FAB BLEAC>200G/SQM		7122		6095
521223 OTH COT WOV FAB DYED>200G/SQM	3987	14541		4610
530890 OTH, YARN OF OTH VEG TEX FIBRE		597		
530911 UN-BLE/BLE FAB CON>85%WT FLX			986	986
530919 OTH WOV FAB OF FLAX 85%OR MORE	21650	22152		2529
530921 UN-BLE/BLE FAB 85% OR > W FLX	348	348		
530929 OTH WOV FAB OF FLAX<85% BY WT	20365	20472		2369
540600 M-MADE FILAMENT YARN RETAIL-SL		40		3
540710 WOV FAB HI-TENACI YRN NYLON PO	30075	72927	17848	112668
540720 WOV FAB OBTAIN FROM STRIP,LIKE	37369	126354	27062	130314
540741 FAB 85% OR MORE NYLON FILMENT		11641	354	10696
540742 OTH FAB 85% OR MORE DYED	179741	1065706	36291	562460
540743 OTH W.FAB NYL FLAMT WT>85% DYE	60	28311	8233	28320
540744 OTH W.FAB FILA DIF COL NYL>85%	10520	61894	6608	22937
540751 OTH W.FAB TEXTURED POLY U-BLEA	354751	1595083	118799	698598
540752 OTH W.FAB TEXTUR POLY DYED 85%	855353	4994533	470260	2897060
540753 OTH W.FAB DIF COL TEXTUR POLYS	1934	8796		11142
540754 OTH FAB TEXT POLY FIL PRINTED	32531	251665	6812	114033
540761 OTH FAB,NON-TEXT POLY FILAMENT	112862	519538	110034	480990
540769 OTH FAB POLY FIL TEXTILE MAT	54479	132041	10726	89566
540771 OTH WOV FAB SYNTH FIL BL/UN-BL	53468	292090		7757
540772 OTH WOV FAB SYNTH FIL DYED 85%	390	39260	1019	2276
540773 OTH W.FAB DIF COL SYN FILA PRI	177	10098		5539
540774 OTH WOV FAB SYNTH FIL PRINTED		16013	2170	2205
540781 OTH W.FAB SYN MIX COT BL/UN-BE		28		1585
540782 OTH WOV FAB MIXED COTTON DYED	9381	23310		42616
540783 OTH FAB SYN TEXMAT COLOR DYED	41141	129271		
540784 OTH FAB SYN TEX SQM MATERUAK	22481	77725	9636	56724
540791 OTH WOV FAB SYN F/L BL/UN-BL		41		113
540792 OTH WOV FAB SYN F/L NS DYED	7272	9826	3537	10743
540793 OTH WOV FAB SYN F/L NES COLOUR		736	11082	21296
540794 OTH WOV FAB SYN FIL NES PRINT	31754	132874	5776	70636
540810 W.FAB HIGH TENCITY YRN VIS,RAY			18102	37633
540821 OTH WOV FAB ART. FIL BL/UN-BL	821	5624	1178	9887
540822 OTH WOV FAB ART. FIL DYED		488		2946
540823 OTH WOV FAB DIFFERENT COLOUR	2560	5535		1698
540832 OTH WOV FAB ART. FIL YARN DYED				632
551130 YARN ART STAPLE FIB FOR R/SALE		6		
551211 WOV FAB OF SYN STAPLE FIBRE			678	26509
551219 OTH WOV FAB OF SYN STAPLE FIB	16987	79027	6392	95990
551229 O/W-FEB ACR STA FIB>85%WT ACRY	1318	3973	618	4053

Contd.

10.11 Imports by Economic Categories (Detail)

I T E M S	(In Thousand Rupees)			
	DECEMBER, 2015	FROM JULY, 2015	DECEMBER, 2014	FROM JULY, 2014
551291 WOV FAB SYN STAP FIB BL/UN-BL				441
551299 FAB WOV SYN FIB>85%BY WT SYNTH	1072	1762	1166	1529
551311 W.FAB SYN STA FIB MX COT 170G			12610	26442
551321 W-FAB SYN STA FIB MX COT DYED				15441
551323 POLYS,COT,STAP FIB<170G DYED		424		156
551329 OTH FAB SYN STAP FINRE DYED	1687	1713		2585
551331 WOV FAB SYN STAP FIB COLOUR YR	1468	7263	3673	19462
551339 OTH WOV FAB STAP FIB<170G/SQM	80	80		517
551341 WOV FAB POLY STAP FIB PRINTED		3337		1062
551349 O/W-FAB SYN STAP FIB MIX COTON	6989	11370		465
551419 OTH SYN FAB<85% MIX BL/UN-BL		1188		
551421 W-F POLY STAP FIB<85% DYED	386	386		
551422 W-F POLY STAP FIB 3/4THRD DYED		33		507
551423 OTH FAB POLY FIB MIX COT DYED	1722	10268		886
551429 OTH FAB<85% MIX COT SYN FIB		20		71
551430 WOV FAB SYN YARN DIFF COLO DYE				1475
551441 W-F SYN FIB<85% MIX COT PRINT		358		2564
551443 O/W-FAB POL FIB MIX COT PRINT	50	3129	99	733
551449 O/W-FAB SYN MIX COT>170G PRINT		253	65	12611
551511 O/W.FAB POLYS FIB MX VISCO RAY	2370	87562	1576	46404
551512 O/W.FAB POLY FIB MIX M-MAD FIB	19008	41421	231	231
551513 O/W FAB POLY FIB MIX WOL/F-HAI		91815	1841	161774
551519 O/W FAB POLY STAP FIB MIX O/FI		5966		5323
551521 O/W FAB ARCYL FIB MIXED O/FIB				1370
551522 O/W FAB ARCYL FIB MIX WOOL		162		4359
551529 O/W FAB ARCYLIC FIB MIX OT/FIB	7473	20819	6410	91592
551599 O/W FAB SYN MIX OTH FIBRE N.S	384	549		10
551611 W-FAB ARTI FIB 85%>BL/UN-BLEA	3289	47325	7745	44652
551612 W-FAB ARTI >85% BY WEIGH,DEYED	483550	5209821	399896	2509074
551613 W-FAB ARTI FIB>85% WT DIFF-COL		21979		
551614 W-FAB ARTI FIB>85% WT PRINTED	158284	1047999	214514	1975261
551621 W-FAB ART FIB<85%WT MM.FILAM				12906
551622 W-FAB ART FIB<85% WT MM-F DYED	304	12248		307
551623 W-FAB ART FIB<85%WT D-COL,MM-F	10	27534		14435
551624 W-FAB ART FIB<85%WT MM-F PRINT		169370		4439
551632 W-FAB ART FIB<85%WT,WOL/HAI DY	10671	42930		2275
551634 W-FAB ART FIB<85% WT,WOL/HA PR			302	335
551642 W-FAB ART FIB<85%WT MX COT DYE				
551643 W-FAB ART FIB<85%WT MIX COTTON		468		
551644 W-FAB ART FIB<85% WT MIC PRINT	605	6509		
551692 W-FAB ART FIB<85%WT MIX O/F DY		2029	4489	8572
551693 W-FAB ART FIB<85%WT D-COL,O/FI				4280
560130 TEXTILE FLOCK,DUST & MILL NEPS	1287	35221	10534	42036
560210 NEEDLELOOM FELT STICH-BOND FIB	5732	35126	9695	67013
560221 FELTS OF WOOL/HAIR,NOT COATED	47	429		839
560229 FELTS OTH TEXT MATE, NOT COATD	143	197	221	274
560500 METALLISED YARN,TEXTILE YARN	388080	2109267	182426	957648
560900 ARTICLES OF YARN,STRIP ROPE	422	10066	3641	6553
570110 CARPT/OTH TEX FLOR COVER KNOTD	23404	197180	12757	125670
570190 CARPETS,KNOT OF OTH TEX MATERL	208	497	1	2060
570210 KECEM,SCHUMACKS,KARAMAE.ETC.	1614	7841	833	5644
570220 FLOOR COVERING COCONUT FIBRES		202		
570231 CARPETS F/COV.PILE CONS,M/MADE		70		
570232 CARPET F/COV.P/LONS NOT TEXMAT	57	1214		766
570239 CARPETS ECT.AOT.MADE O/TEX MAT		86		230
570241 CARPET ETC.P/CONS.WOOL WOV.M/M	89	106	55	39571
570242 CARPETS OTH.P/CONS.M/M/TEXT.	72697	216639	25395	139411
570249 CARPETS ETC.MADE OTH.TEX MATEL	2392	2392	1098	1161
570291 OTH CARPETS ETC.WOOL,F/AN/HAIR	4	4		
570292 CARPET ETC. MAN/M TEX MATERIAL		98		
570299 OTH CARPETS ETC.MADE O/TEX/MAT	552	558		392

Contd.

10.11 Imports by Economic Categories (Detail)

(In Thousand Rupees)

ITEMS	DECEMBER, 2015	FROM JULY, 2015	DECEMBER, 2014	FROM JULY, 2014
570310 CARPET ETC WOOL/FINE ANIM HAIR				54
570320 CARPETS/TUFTED OF NYLON/POLYA	14410	92460	18564	73314
570330 CARPETS ETC.TUFT MAN/M TEX MAT	28673	223407	36759	195350
570390 CARPET/TUFT CARS/VEH O-TEX MAT	4593	7791	206	1515
570410 TILES, < 0.3 SQM AREA.	2	1843	3900	6399
570490 OTH CARPETS ETC.FELT N/TUFTED	85962	442732	48464	261927
570500 OTH CARPETS&OTH FLOOR COVERING		959	2	6540
580121 UNCUT WEFT PILE FAB.OF COTTON.		824		
580122 CUT CORDUROY, OF COTTON	81	11975		5080
580123 OTH WEFT PILE FAB.OF COTTON.		27		
580126 CHENILLE FABRICS, OF COTTON	11889	38136		7760
580127 WARP PILE FABRICS OF COTTON		3404		
580131 UNCUT WEFT PILE FAB.M-MADE FIB	8090	27832		
580132 CUT CORDUROY, MAN-MADE FIBRES.	1375	5868		265
580133 OTH WEFT PILE FAB.M/MADE FIBRE	6603	6663		54
580136 CHENILLE FAB. MAN-MADE FIBRES.	269	18630		10177
580137 WARP PILE FABRICS OF COTTON		429	2039	2039
580190 OTH PILE&CHENILLE FAB.TEX.MAT	75444	360639	35992	182977
580211 TERRY TOWEL&S/WOVEN TEYFAB.UBL				4
580219 OTH TERRY TOWEL/FABRICS,OF COT	16	1752	31	3003
580220 TERRY TOWEL/FABRICS, TEX.MAT	2	210		840
580410 TULLES AND OTHER NET FABRICS	5	4597	3	6837
580421 LACE MACHINE MADE,M-MADE FIBRE	1796	12385	2161	39154
580429 OTH,LACE MACHINE MADE,OTH MAT.	27770	191362	20641	108830
580430 LACE HAND MADE	1504	3687	181	10133
580610 WOV.PILE FAB.& CHENILLE FABRIC	22	172		1573
580620 OTH WOV. FAB. ELASTOMERIC YARN	9994	70729	4458	164810
580631 OTH NARROW WOV FAB, OF COTTON.	104	570	80	1530
580632 OTH NARROW WOV FAB,M/MADE FIB.	48487	186310	28221	279122
580639 OTH,NARROW WOV.FAB,TEX.MAT	942	12711	1322	114915
580640 OTH FABRICS,WARP W/OUT WEFTASM		1211		
580710 LABEL,BADGES ETC.TEXTMAT,N/EMB	67731	406693	82585	525339
580790 OTH,LABELS,BADGES&ART.TEX/MAT	42280	231635	40588	560676
580810 BRAIDS IN THE PIECE		820	7	7
580890 OTH,ORNAMENTAL TRIM,TASSEL ETC	4148	27613	4983	30772
580900 WOV FAB.OF METAL TAREAD/YARN.	142	853		113
581010 EMBROIDERY W/OUT VISIBLE GROND	10	10		65
581091 OTHER EMBROIDERY,OF COTTON	416	12395		922
581092 OTH EMBROIDERY,M-MADE FIBRES		186		1188
590190 OTH TRACING CLOTH,BUCKRAM ETC.	48918	254403	35140	243058
590210 TYRE CORD FAB HIT.YARN NYLPLMD	127573	902107	112182	697361
590220 TYRE CORD FAB H/T YARN POLYSTR	38764	140652	20798	141195
590390 OTH,TEX FAB IMP,LAM, PLASTIC.	123662	802678	65593	412194
590410 LINOLEUM		16	446	1287
590800 TEX WICKS,WOVEN,LAMP,LIGHTERS		386	11	332
590900 TEX HOUSE PIPING/TEX TUBING.	5166	51790	2189	48133
591190 OTH, TEX PRODUCTS/ ARTICLES,	44303	210095	17328	129357
600110 LONG PILE, FABRICS	2227	4796	74	20338
600121 LOOPED PILE FABRICS,COTTON				334
600122 LOOPED PILE FAB,MAN-MADE FIBRE	26563	50531	208	27110
600129 LOOPED PILE FAB,OTH TEX MAT.	16847	70264	3747	22527
600191 OTH PILE FAB,KNIT/CROCH,OF COT	116	116		8135
600192 OTH PILE FAB,KNIT/CROCH,M-MADE	1136436	5771450	550808	2928351
600199 OTH PILE FAB,KNIT/CROCH,O/TXTM		23997	9648	50604
600240 KNIT CROCH FAB<30CM,ELASTOME5%		10290	1134	1134
600290 OTH,KNIT/CROC FAB<30CM,ELAST5%	2836	39149	4015	13289
600310 KNIT/CRO FAB WOL/HAIR WD!>30CM	4	4	12	12
600320 KNIT/CRO COTTON WD !>30CM	655	789		
600330 KNIT/CRO SYN-FIBRE WD !>30CM				3382
600390 OTH KNIT/CRO FAB WD !>30CM		443	475	680
600410 KNIT/CRO FAB WD>30CM ELASTYR5%	20979	72759	15003	48502

Contd.

10.11 Imports by Economic Categories (Detail)

I T E M S	(In Thousand Rupees)			
	DECEMBER, 2015	FROM JULY, 2015	DECEMBER, 2014	FROM JULY, 2014
600490 OTH KNIT/CRO FAB WD>30CM ELAST	1821	32119	72	17236
600521 WRAP KNIT FAB OF COT UNBL/BLEA	5792	5792		
600522 WRAP KNIT FAB OF COTTON DYED	3279	6709		1169
600524 WRAP KNIT FAB PRINTED		98		
600531 WRAP KNIT FAB SYN.FIB UNBL/BLE	28895	136432	549	9194
600532 WRAP KNIT FAB SYN.FIBRE DYED	153266	842341	67209	366815
600533 WRAP KNIT FAB SYN.FIB DIF COLO		71		5375
600534 WRAP KNIT FAB SYN.FIB PRINTED		44916		24428
600542 WRAP KNIT/CRO FAB ART FIB DYED	1502	10189		3021
600590 WRAP KNIT FAB O/TH H-6001-6004	6801	84412	8951	40775
600610 OTH KNIT/CRO FAB OF WOOL/HAIR		78		94
600622 OTH KNIT/CRO FAB COTTON DYED	6601	18923		
600623 OTH KNIT/CRO FAB COTON COLOR	35	417		10582
600624 OTH KNIT/CRO FAB COTON PRINTED		210	213	502
600631 OTH KNIT/CRO FAB SYN.FIB UNB/B	6051	11363		1758
600632 OTH KNIT/CRO FAB SYN.FIB DYED	204014	1064335	133493	559866
600633 OTH KNIT/CRO FAB SYN.FIB COLOR	1322	5926	544	7519
600634 OTH KNIT/CRO FAB SYN.FIB PRINT	7386	11431		16029
600641 OTH KNIT/CRO FAB ART FIB UNB/B		510		
600642 OTH KNIT/CRO FAB ART FIB DYED	924	924		97
600643 OTH KNIT/CRO FAB ART FIB COLOR		319		
600644 OTH KNIT/CRO FAB ART FIB PRINT	544	1663		39
600690 OTH KNITTED CROACHED FABRICS	25982	145985	46702	128230
610120 MEN/BOYS OVERCOAT/SIM ARTICLE	43	767	52	3771
610130 MEN/BOYS WIND JACKET/SIM ART.		3689	166	166
610190 OVERCOAT ETC.MEN OTH TEX KNIT.	15141	28535	2734	28087
610210 APPAREL/CLOTH/ACCESSORIES,WOOL		2528		642
610220 APPAREL/CLOTH ACCES,OF COTTON,	46	115	30	57
610230 APPAREL/CLOTH ACCES,M-MADE FIB		393		94
610290 APPAREL/CLOTH OF TEX MATEL,	143	4432	921	2730
610310 SUITS MEN'S/ BOYS KNITTED/CROC	3845	32783	391	11276
610322 MEN/BOYS,ENSEMBLE,COTTON,KN/CR	953	1062	16	295
610329 MEN/BOYS,ENSEMBLE OTH TEX MAT,	2151	5914	1566	5183
610331 JACKET/BLAZER MEN/BOY,WOOL F/H		7745		99
610332 JACKET/BLAZER MEN/BOY COT/KNIT	53	2890	1217	2282
610333 JACKET/BLAZER MEN/BOYS SYN FIB		3244	9	188
610339 JACKET/BLAZER MEN/BOYS OTH TEX	2476	33525	991	14334
610342 TROUSERS,ETC.MEN/BOYS COT/KNIT	677	3329	4	1578
610343 TROUSERS, ETC.MEN/BOYS SYN FIB		580	588	629
610349 TROUSERS,ETC.MEN/BOYS TEX MAT	1054	12641	826	4400
610413 WOMEN/GIRLS,SUITS SYN FIBLE.		118	8	8
610419 WOMEN/GIRLS,SUITS OTH TEX MAT	801	824	63	493
610422 WOMEN/GIRLS,ENSUMBLE,COTT/KNIT	56	121	15	101
610423 ENSEMBLES W/GIRL SYN KNIT/CROC	30	14221	2279	25940
610429 WOMEN/GIRLS ENSEMBLE,TEX MAT	91	810		926
610432 JACKET/BLAZER W/GIRL COT KN/CR	77	475	412	1244
610433 JACKE/BLAZER W/GIRL SYN KN/CR		1098	12	142
610439 JACKE/BLAZ W/GIRL OTH TEX K/CR	766	14580	433	8895
610442 DRESSES W/GIRL COTTON KNIT/CRO	1279	6854		719
610443 DRESSES W/GIRL SYN FIB KNIT/CR	470	586		38
610449 DRES W/GIRL OTH TEX MAT KNT/CR	199	289		13
610452 SKIRTS/D-S W/GIRL COT KNIT/CRO		153	71	186
610453 SKIRTS/D-S W/GIRL SYN KNIT/CRO		70		
610459 SKIRTS/D-S W/GIRL OTH TEX K/CR	46	632	47	449
610462 TROUSERS ETC OF COTTON KNI/CRO	1047	5882	20	608
610463 TROUSES ETC OF SYN FIB KNITED	295	3031	36	2124
610469 TROUSERS ETC OF OTH TEX MAT KN	579	2863	1209	3902
610510 MEN/BOYS SHIRTS COTTON KNI/CRO	2360	14815	1176	17938
610520 MEN/BOYS SHIRTS M-MAD FIB K/CR	926	6799	2425	7347
610590 MEN/BOYS SHIRTS O/TEXTILE K/CR	5278	97221	9122	106363
610610 W/GIRL SHIR/BLOUSES COT KN/CRO	6625	29596	1362	13636

Contd.

10.11 Imports by Economic Categories (Detail)

I T E M S	(In Thousand Rupees)			
	DECEMBER, 2015	FROM JULY, 2015	DECEMBER, 2014	FROM JULY, 2014
610620 W/GIRL SHIR/BLO M/MADE FIB K/C	282	1170	492	2447
610690 W/GIRL SHIR/BLOU OTH TEXMATK/C	166	14115	1150	4346
610711 UNDERPANTS ETC M/BOY COT KN/CR	6284	12882	2201	9083
610712 UNDERPANT ETC M/BOYS M/MAD FIB		5	224	399
610719 UNDERPANT ETC M/BOYS OTH T/MAT	179	820	27	594
610721 NIGHTSHIRTS&PYJAMAS OF COTTON	2628	3257	152	1445
610722 NIGHTSHIRTS&PYJAMAS M/MADE FIB		12		146
610729 NIGHTSHIRT/PYJAMAS OTH TEX MAT		1857	505	1547
610791 BATHROBES ETC OF COTTON M/BOYS		247	82	98
610799 BATHROBE ETC OF OTH TEX KN/CRO	131	2787		324
610811 WO/GIRL SLIP, PETTICOAT KNIT/CR	390	8590	194	745
610819 SLIP PETTICOAT OTH TEX MATERIA	121	136	17	25
610821 W/GIRL BRIEF/PANTIES COT KN/CR		334	48	5427
610822 W/GIRL BRIEF/PANTIES M/MAD FIB	77	77	43	2519
610829 W/GIRL BRIEF/PANTIES OTH T/MAT		621	336	774
610831 W/GIRL N-DRESS/PAJAMA COT KN/CR	882	2930	68	2107
610832 W/GIRL N-DRESS/PAYJAMS M/M FIB	244	825	12	53
610839 W/GIRL N-DRESS/PAJAMAS TEX MAT		587	367	4353
610891 BATHROBE W/GRL COTTON KNIT/CRO	298	537	2273	2273
610892 BATHROBE W/GRL MAN-MADE KN/CRO	19	114	1885	1885
610899 BATHROBE W/GRL OTH TEX KNI/CRO	29	1268	91	1619
610910 T-SHIRT, SINGLET, VEST COT K/CR	19189	284969	14919	229674
610990 T-SHIRT, OTH TXT KN/CR	35878	257563	21336	146293
611011 JERSEY, PULOVER, CARDIGAN, WOLLEN	152	2258	2909	20427
611012 JERSEY, ETC. WOOL, KASHMIR GOAT		2410	3	3
611019 OTH JERSEY PULOVER ETC. WOOLEN		10648	229	1715
611020 JERSEY, PULOVER ETC. OF COT K/C	1409	39989	2204	35222
611030 JERSEY, PULOVER M/MADE FIB K/C		179358	2039	114778
611090 JERSEY, ETC. OTH TEXT. MATERIAL	15644	254482	18408	198900
611120 BABY GARMENT OF COTTON KNIT/CR	3779	17932	8155	48160
611130 BABY GARMENT OF SYN FIB KNI/CR	4229	36247	2101	12085
611190 BABY GARMENT OF OTH TEX KNI/CR	44056	369177	41158	218708
611211 TRACK SUITS COTTON KNIT/CROCH		1744	38	96
611212 TRACK SUITS SYB FIB KNIT/CROCH	52	52		514
611219 TRACK SUITS OTH TEX MAT KNI/CR	90	901	201	545
611231 MEN/BOYS SWIMWEAR SYN FIB K/CR		48		
611239 MEN/BOYS SWIMWEAR OTH TEX K/CR			350	1985
611241 WOM/GIRL SWIMWEAR SYN FIB K/CR		405	482	537
611249 WOM/GIRL SWIMWEAR OTH TEX K/CR	27	479		35
611300 GARMENT MADE UP KNIT/CROCH FAB		99	12	423
611420 OTH GARMENT COTTON KNIT/CROCH	204	924	191	1096
611430 OTH GARMENT MAN-MADE FIB KN/CR				290
611490 OTH GARMENT, OTH TEX MAT KN/CRO	6037	31083	5662	27641
611510 GRADUATE COMPRESS HOSIERY	12909	240844	8055	158159
611521 OTHER PANTY HOSE AND TIGHTS	101	2068	143	1060
611529 O-PANTY HOSE OTH-TEXTILE MATE	1057	6870	3582	18976
611530 OTH-W-MEN FULL/KNEE LENG HOSIE	7145	133846	5239	20539
611594 OTH HOSIERY WOOL/FINE ANI HAIR		3		
611595 OTH HOSIERY OF COTTON	510	8437	940	4849
611596 OTH HOSIERY OF SYNTHETIC FIBRE	355	829	90	309
611599 OTH HOSIERY OF OTH TEX MATERIL	378	5592	1418	4628
611610 GLOV, MITTEN, ETC PCAS/RUBER K/C		4449		4072
611691 GLOVE, MITTN, MIT KN/CR WOL/HAIR		109	11	11
611692 GLOVE, MITTENS ETC KN/CROC COTT	1004	1261		843
611693 GLOVE, MITTENS ETC KNIT SYN FIB	344	3756	107	1806
611699 GLOVE, MITTENS ETC KNIT TEX MAT	409	6884	620	8309
611710 SHAWL, SCARVE, MUFFLER, VEILS ETC	5530	94981	11694	37880
611780 OTH MADE UP CLOTHING ACCESRIES	102	1051	396	4584
611790 PARTS OF GARMENT OR CLOTH ACSS	788	3421	1572	2219
620111 MEN/BOYS OVERCOAT WOOL NOTKNIT	151	2128		493
620112 MEN/BOYS OVERCOAT COT NOT KN/C	15	91	135	526

Contd.

10.11 Imports by Economic Categories (Detail)

(In Thousand Rupees)

ITEMS	DECEMBER, 2015	FROM JULY, 2015	DECEMBER, 2014	FROM JULY, 2014
620113 OVERCOAT MAN-MADE FIB NOT KNIT		1035		99
620119 OVERCOAT SIM ART OTH TEX MATER	681	17345	743	53782
620191 OTH OUTER GARMENT WOOL MEN/BOY	2858	56735	123	1150
620192 OTH OUTER GARMENT COT MEN/BOYS	398	1486		3859
620193 OTH OUTER GAR M/MADE FIB M/BOY	2612	5187	1187	12562
620199 OTH OUTER GAR OTH TEX MAT M/BY	882	8316	1299	6541
620212 OVERCOAT ETC W/GRL COT N/KNIT		109	54	1037
620213 OVERCOAT ETC W/GRL M/MAD N/KNIT		859	7446	7704
620219 OVERCOAT ETC W/GRL O/TEX N/KNIT	1550	4751	1372	15851
620291 SKI/JACKET W/GRL WOOL NOT KNIT		2226		
620292 SKI/JACKET W/GRL COT NOT KNIT		515		953
620293 SKI/JACKET W/GRL M/MADE N/KNIT		1436	65	1103
620299 SKI/JACKET W/GRL TEX MAT N/KNIT	126	2737	651	5196
620311 SUIT MEN/BOYS OF WOOD NOT KNIT	38	2445		3346
620312 SUIT MEN/BOYS SYN FIB NOT KNIT	103	176	329	652
620319 SUIT MEN/BOYS TEX MAT NOT KNIT	1087	48106	16179	63910
620322 ENSEMBLE MEN/BOY COT NOT KNIT		3676	527	2218
620323 ENSEMBLE MEN/BOY SYN FIB N/KNIT		6799		937
620329 ENSEMBLE MEN/BOY OTH TEX N/KNIT	3582	102664	16	10447
620331 JACKET ETC MEN/BOY WOOL N/KNIT	20	2184		1818
620332 JACKET ETC MEN/BOY COT N/KNIT	50	4516	50	3013
620333 JACKET ETC MEN/BOY SYN FIB N/K	314	15770	268	5802
620339 JACKET ETC MEN/BOY OTH TEX N/K	4507	424724	19198	252049
620341 TROUSER,BIB,BRES ETC WOL M/BOY	1533	15133	1900	10730
620342 OTH TROU BIB M/BOY COTT N/KNIT	17551	65608	4899	35445
620343 OTH TROU BIB M/BOY SYN N/KNIT	2078	7702	1081	6468
620349 OTH TROU BIB M/BOY TEXT N/KNIT	24471	239746	19328	175122
620411 SUIT WOMEN/GRL OF WOOL N/KNIT				8
620412 SUIT WOMEN/GRL OF COT N/KNIT		180		945
620413 SUIT WOMEN/GRL OF SYN N/K		47		14
620419 SUIT WOMEN/GRL OF TEX MAT N/K	427	8833	62	4304
620422 ENSEMBLE WOMEN OF COT N/KNIT	68	77	44	44
620423 ENSEMBLE WOMEN OF SYN FIB N/K		102		
620429 ENSEMBLE WOMEN OF TEX FIB N/K	266	2516	18	385
620432 JACKET W/GRL OF COT N/KNIT	49	94		1422
620433 JACKET W/GRL OF SYN FIB N/KNIT	4905	48904	318	14706
620439 JACKET W/GRL OF TEX MAT N/KNIT	452	3161	483	5005
620442 DRESSES W/GRL COTTON NOT KNIT	2261	20764	2516	18702
620443 DRESSES W/GRL SYN FIB NOT KNIT	201	275		81
620444 DRESSES W/GRL ART FIB NOT KNIT	11111	94430		
620449 DRESSES W/GRL TEX FIB NOT KNIT	15	326		82383
620452 SKIRTS W/GRL COTTON NOT KNIT	82	847	244	1142
620453 SKIRTS W/GRL SYN FIB NOT KNIT			60	6255
620459 SKIRTS W/GRL TEX FIB NOT/KN/CR	12	129	157	203
620462 TROUSER W/GRL COTTON NOT KNIT	1296	13651	1488	17112
620463 TROUSER W/GRL SYN FIB NOT KNIT	46	8482		25
620469 TROUSER W/GRL TEX MAT NOT KNIT	3774	13846	1249	18123
620520 SHIRTS MEN/BOYS OF COT N/KNIT	17605	69181	7728	42528
620530 SHIRTS MEN/BOYS OF M/MAD N/KNIT	151	2130	11	1606
620590 SHIRTS MEN/BOYS OF TEX MAT N/K	2028	18213	649	15747
620630 BLOUSES W/GRL COT NOT KNITTED	396	7205	1185	8586
620640 BLOUSES W/GRL M/MADE NOT KNIT	6818	7194	283	7108
620690 BLOUSES W/GRL TEX MAT NOT KNIT	748	13998	710	9149
620711 UNEDERPANT ETC MEN/BOY COTTON	166	1014		1681
620719 UNDERPANTS ETC MEN TEX MAT NK	24	139	1458	2433
620721 NIGHTSHIRT/PYJAMA MEN COT N/K		69	66	251
620722 NIGHTSHIRT/PYJAMA MEN M/MAD NK		43		
620729 NIGHTSHIRT/PYJAMA MEN T/MAT NK	342	3767	311	5326
620791 BATHROB ETC MEN COTTON N/KNIT				12
620799 BATHROB ETC MEN TEX MAT N/KNIT	665	1529	367	3128
620811 SLIPS/PETTICOAT W/GRL COT N/NK		372		

Contd.

10.11 Imports by Economic Categories (Detail)

(In Thousand Rupees)

ITEMS	DECEMBER, 2015	FROM JULY, 2015	DECEMBER, 2014	FROM JULY, 2014
620819 SLIPS/PETTICOAT W/GRL T/MAT NK		199		251
620821 NIGHTDRESS/PYJAMA WOMEN COT NK		628	632	2917
620822 NIGHTDRESS/PYJAMA WOMEN M/M NK	503	830	374	760
620829 NIGHTDRESS/PYJAMA WOMEN T/M NK	1021	16036	1539	7422
620891 BATHROB ETC W/GRL COTTON N/NK	184	1178	15	433
620892 BATHROB ETC W/GRL M/MAD FIB NK		162		1911
620899 BATHROB ETC W/GRL TEX MAT N/NK	148	7773	494	5569
620920 BABIES GARMENT ETC COT N/KNIT	1376	4917	1425	7408
620930 BABIE GAR&CLOTH SYN FIB N/KNIT	113	1103		467
620990 BABIE GAR&CLOTH TEX MAT N/KNIT	25623	141400	35353	196138
621010 GAR MADE UP FAB H-56.02/56.03	456	10895	512	5001
621020 OTH GAR MEN/BOY H-6201-11,19		260	13	163
621040 OTH MEN/BOYS MADE UP FAB	635	1630		1121
621050 OTH MEN WOMEN/GIRL FAB N/KNIT	80	2251	134	846
621111 SWIMWEAR MEN/BOYS NOT KNITTED	10	259	358	797
621112 SWIMWEAR WOM/GIRL NOT KNITTED		191		
621120 SKI SUITS NOT KNIT/CROCHETED		130		24
621132 OTH GAR MEN/BOYS OF COTTON		622		289
621133 OTH GAR MEN/BOYS OF M/MADE FIB	1069	2088	502	741
621139 OTH GAR MEN/BOYS OF TEX MATERI	46	1861	630	3732
621142 OTH GAR WOM/GIRL OF COTTON		918	66	1731
621143 OTH GAR WOM/GIRL OF M/MADE FIB	65	193	13	1218
621149 OTH GAR WOM/GIRL OF TEX MATERI	277	3021	2694	4854
621210 BRASSIERES	62837	315686	70014	252347
621220 GIRDLES AND PANTY-GIRDLES	5323	24163	1032	4325
621290 BRACES,SUSPENDERS,GARTER&PARTS	17842	87030	2407	22034
621320 HANDKERCHIEFS OF COTTON	2292	16747	2810	14519
621390 HANDKERCHIEFS OF OTH TEX MAT	3320	21435	4775	28469
621410 SHAWLS,SCARVES ETC & LIKE SILK		1154		519
621420 SHAWLS,SCARVES ETC & LIKE WOOL		44535	4013	11652
621430 SHAWL,SCARVE ETC&LIKE SYN FIB	52	10923	214	13463
621440 SHAWL,SCARVE ETC&LIKE ART MAT	426	1362	6786	11240
621490 SHAWLS OF OTH TEX MATERIALS	8144	83301	14144	94421
621510 TIES,BOW TIES&CRAVATS OF SILK	305	2791	588	2292
621520 TIES,BOW TIES&CRAVATS M/M FIB	139	1973	174	1684
621590 TIES,BOW TIES&CRAVATS TEX MAT	2450	14394	1247	5915
621600 GLOVES, MITTENS AND MITTS.	6224	49002	1597	15535
621710 MADE UP CLOTHING ACCESSORIES	7430	38469	8023	55843
630110 ELECTRIC BLANKETS		200	129	262
630120 BLANKET/TRAVEL RUGS OF WOOL/H		105855	1033	5459
630130 BLANKET/TRAVEL RUGS OF COTTON	374	3582		284
630140 BLANKET/TRAVEL RUGS OF SYN FIB	454247	2296323	407046	1651332
630190 BLANKET/TRAVEL RUGS OF TEX MAT	16147	90684	10817	87733
630210 BED LINEN,KNITTED/CROCHETED	19503	83353	8104	48227
630221 OTH BED LINEN,PRINTED,N/KNIT			77	2972
630222 OTH BED LINEN,PRINTED M/MADE			125	319
630229 OTH BED LINEN,PRINTED MILL-MAD	8	3939		1365
630231 OTH BED LINEN COTTON N/KNIT/CR	131	767	27	848
630232 OTH BED LINEN OF MAN-MADE FIB	11136	14332		531
630239 BED LINEN OTH TEX MAT NOT KNIT	57726	178851	243	7160
630240 TABLE LINEN KNITTED/CROCHETED	11	70	146	186
630251 TABLE LINEN OF COTTON KNITTED		72	41	403
630259 TABLE LINEN OF OTH TEX MATERIA	490	1714	31	31
630260 TOILET & KITCHEN LINEN COTTON	492	1758	50	2306
630291 OTH TOILET/KITCHEN LINEN COTTN	57	538		701
630293 TOILET/KITCHEN LINEN M/MAD FIB		317		79
630299 TOILET/KITCHEN LINEN TEX MAT	1213	2283	885	3529
630312 CURTAINS/BLINDS/VALANCE SYN FIB	181	201		288074
630319 CURTAINS/BLINDS/VALANCE TEXMAT	1385	1504	331	609
630391 OTH CURTAN,BLIND,VALANC OF COT	146	529		44
630392 OTH CURTAINS/VALANCE OF SYN FIB	3299	50816	4265	23331

Contd.

10.11 Imports by Economic Categories (Detail)

I T E M S	(In Thousand Rupees)			
	DECEMBER, 2015	FROM JULY, 2015	DECEMBER, 2014	FROM JULY, 2014
630399 OTH CURTAINS/VALANCE OF TEXMAT	1152	6096	666	2126
630411 BED-SPREADS KNITTED/CROCHETED			132	160
630419 BED-SPREADS, OTHERS	750	7788	46	581
630491 OTH FURNISHING ARTICLES KNITED	115	3025	202	4230
630492 OTH FURNISHING ARTICLE COT KNT	249	435		
630493 OTH FURNISHING ARTICLE SYN FIB		173		241
630499 OTH FURNISHING ARTICLES TEXMAT	258	1084		232
630510 SACK/BAGS OF JUTE OTH TEX FIB	32631	267645	11331	40771
630520 SACKS AND BAGS OF COTTON		141		142
630532 SACK/BAGS MAN-MADE TEX MATERIL	1171	22343	1580	52093
630533 SACK/BAGS OF POLYETHYLENE/PROP	8504	66699	27251	81397
630539 OTH SACK/BAGS MAN-MADE TEX MAT	34582	197776	27132	145170
630590 SACKS/BAGS OTH TEX MATERIAL	460	17725	161	15747
630612 TARPULINS,AWNINGS ETC SYN FIB	20768	136859	21343	109718
630619 TARPULINS,AWNINGS OF TEX MAT	12082	28986		3257
630622 TENTS OF SYNTHETIC FIBRES	92	39937	16850	33860
630629 TENTS OF OTH TEX MATERIAL	202	748212	27	7392
630630 SAILS OF OTH TEXTILE MATERIAL				56
630690 OTH CAMPING GOODS OTH TEX NAT	47	405	883	2029
630710 FLOOR/DISH/CLEANING CLOTH ETC	6362	23851	2282	15508
630720 LIFE-JACKETS AND LIFE-BELTS	4754	20586	5414	13615
630790 OTH MADE UP ARTICLE DRESS PTN	28105	213878	24281	139866
631090 USED&NEW RAGS,SCRAP ETC TEXMAT	4437	57113	2311	36082
640110 FOOTWEAR INCORPORATPROTE M-TOE		159	115	1233
640192 OTH FOOTWEAR COVERING ANKLE				35
640199 OTH FOOTWEAR NES UPPER NOT FXD		924	565	3559
640212 SPORTS FOOTWEAR,SKI-BOOT ETC		495		172
640219 OTH SPORTS F-WEAR SOLES RUB/PL	993	73246	717	6292
640220 F-WEAR WITH UPPER STRAP ASSEMB		11021		7786
640291 F/WEAR COV ANKLE SOLE/UPPERS	2215	3756	392	556
640299 OTH F/WEAR SOLE/UPPER RUB/PLAS	18865	305450	15460	42865
640312 SPORTS FOOTWEAR SKI/SNOWBOARD			72	1389
640319 OTHER; SPORTS FOOTWEAR	43061	402759	30777	384870
640320 FOOTWEAR OUTER SOLE OF LEATHER	28878	213338	2233	90074
640340 OTH FOOTWEAR WITH METLTOE CAP	7183	40708	9039	20479
640351 OTH FOOTWEAR SOLE COV ANKLE		4119	1683	1810
640359 OTH FOOTWEAR OUTERSOLE LEATHE	219	7506	3561	5253
640391 OTH F-WEAR OUTERSOLE COMP LEA		19551	16040	54102
640399 OTH F-WEAR O/S RUB, PLAS, LEA	33426	451489	155869	740197
640411 SPORTS FOOTWAR SHOES RUB/PLAS	46467	386515	65936	310176
640419 OTH FOOTWEAR OUTER SOLE RUB/PL	212633	2109151	215768	1628894
640420 FOOTWEAR OUTERSOLE COMP LEATHR	507	5712	852	1918
640510 FOOTWEAR UPPER/COMP LEATHER	133662	1053242	149644	1486547
640520 FOOTWEARS UPPER TEX MATERIAL	273	4338	537	61280
650200 HAT-SHAPE,PLAITE LINED N/TRIM				27
650400 HATS&OTH HEADGEAR PLAITED	54	7461	98	2159
650500 OTH HATS AND HEADGEAR KNITTED	1711	14130	1687	10060
650610 SAFETY HEADGEAR	51987	221599	39476	138800
650691 OTH HEADGEAR RUBBER/PLASTICS	133	1678	82	1046
650699 OTH HEADGEAR OF OTH MATIRIALS	16352	64960	987	3730
650700 HEADBAND LINING COVERHAT FOUN	2200	8524	2043	5821
660110 GARDEN OR SIMILAR UMBRELLAS	14965	51364	7488	20221
660191 OTH UMB WITH TELESCOPIC SHAFT	1056	1461		118
660199 OTH UMBRELA/SUN UMBRELLAS	32383	68416	23721	47381
660200 WALKING STICKS SEAT STICKS	891	3275	357	1094
660320 UMBRELLA FRAMES INCL F/MOUNTED	30	62		710
660390 OTH PATS/FITTING UMBRELLAS		101		144
670210 ARTICLE MADE ARTIFICIAL FLOWER	6880	38606	2454	15176
670290 ARTIFICIAL FLOWER,FOLIAG O/MAT	37255	170595	21768	107066
670300 HUMAN HAIR DRESSED THINNED BLE	74	456		8
670411 COMPLETE WIG OF SYN.TEXT MAT.	313	996		25

Contd.

10.11 Imports by Economic Categories (Detail)

I T E M S	(In Thousand Rupees)			
	DECEMBER, 2015	FROM JULY, 2015	DECEMBER, 2014	FROM JULY, 2014
670419 OTH BEARD, EYE BROW SYN.TEX MA		2466	252	2608
670420 WIGS,BEARDS OF HUMAN HAIR		92	50	158
691090 OTH CERAMIC SINKS WASHBASIN PE	610	4283	156	18174
691110 TABLEWARE & KITCHENWARE	242979	1039702	187953	871966
691190 OTH HOUSEHOLD ARTICLES OF PORN	66192	228722	44055	157530
691200 CERAMIC TABLEWEAR KITCHENWEAR	1479	52266	39610	57745
691310 STATUT ORNAMENT PORCELAIN CHI	530	3733		1109
700992 FRAMED GLASS MIRRORS	10274	54692	10005	51041
701010 AMPOULES	41978	138044	37753	153782
701020 STOPPERS,LIDS AND OTH CLOSURES	5659	20114	854	21559
701190 OTHER, GLASS ENVELOPES	272	1173		471
701310 INDOOR D?COR OF GLASS CERAMICS	6257	31505	9588	53857
701322 STEMWARE DRIN GLA LEAD CRYSTAL	88	88		2
701328 OTH STEMWARE DRINKING GLASS	7329	25990	2227	19245
701333 O-DRINKING GLASS LEAD CRYSTAL		23	84	332
701337 OTH DRINKING GLASS O/T GL-CEMI	6798	40764	8853	39466
701341 G-WARE TABLE,KICH LEAD CRYSTAL		4	35	145
701342 G-WARE LINEAR C-EXPENSION-5x10			670	1048
701349 O-GL-WARE L-C-EX=5x10 T,0-300C	151862	815824	69543	318549
701391 OTH GLASS-WARE OF LEAD CRYSTAL	413	830	838	4183
701590 OTH CLOCK/WATCH/NON-CORRETVE	198	584	219	1057
701690 OTH PAVING BLOCKS/SLABS/BRICKS	1810	11513	231	5712
701710 LAB HYG/PHAR GL-WARE W/N GRADU	8186	20392	1440	24881
701720 LAB HYG/PHAR GLASSWARE L/C=10K	322	1433	1984	2746
701790 OTH LAB GLASSWARE ETC N.S.	13793	43968	7885	48852
701810 GLASS BEADS, S/PERAL/PRE-STON	76348	426118	80812	431773
701820 GLASS MICROSPHERRES=1MM DIA	9757	53652	3980	31682
701939 OTH WEBS,MATTRESSES,BOARD ETC	37852	372387	50268	328985
701940 WOVEN FABRICS OF ROVINGS	873	7468	1451	2948
701951 OTH WOVEN FABRICS WIDTH=30 CM	521	4301	547	3502
701952 OTH WOV FAB WID<30CM WT<250G/M				3271
701990 OTH ARTICLES OF GLASS FIBRES.	33760	176851	22642	148400
711299 OTH WASTE/SCRAP PRECIOUS METAL	131	12186		19
711311 ARTICLE OF JEWELLERY OF SILVER		62		297
711319 ART OF JEWEL OF OTH PRE METAL	443	20927	196	29703
711320 ART(JEWELRY)BASE MTL-CLD P-MTL		3		402
711411 ART OF SILVER WARES W/N PLATED				316
711419 ART OF PRE METALS W/N PLAT		995		353
711510 CATALYST INFORM WIRE/GRIL PLAT	50113	104991		82725
711590 OTH ART PREMET/MET CLAD P/MTL	1828	20915	1334	32188
711610 ART NATURAL/CULTURED PEARLS		86		
711620 ART PRECIOUS/SEMI-PRE STONES		58		385
711711 CUFF-LINKS/STUDS-BASE METAL	1188	6146	1116	5961
711719 OTH IMITATION JEWELLERY B/METL	77407	490718	44141	318176
711790 OTH IMITATION JEWEL B/METL,N.S	20845	144950	28900	207727
731829 OTH COACH SCREW,BOLTS,NUT I/S	27163	99012	6397	83232
731940 SAFETY PINS & OTHER PINS	2797	17246	3413	19709
732090 OTHER,SPRING OF IRON AND STEEL	26550	135604	23634	201643
732111 COOKING APPLI&PLATE WARMER GAS	25782	144513	20229	111769
732112 COOK APPLI/PLAT WARMER LIQ FUL		21	529	529
732119 O-COKING APPLI INCL SOLID FUEL	8478	27649	4667	24168
732181 OTH APPLI FOR GAS & OTH FUELS	1239	6435	783	9349
732182 OTH APPLI FOR LIQUID FUEL	3506	7234	3168	5867
732189 OTH APPL INCL APPLI SOLID FUEL	232	1306	307	871
732290 OTH AIR HEATER&HOT AIR DUSTRBU	2125	32002	1335	157826
732310 IRON/STEEL WOOL,POT SCROEL ETC	21593	122222	26439	132332
732391 OTH BUCKETS OF CAST IRON ENAMA	559	1374	71	570
732392 OTH H-HOLD ART CASTIRON ENAMA	182	1606	70	724
732393 OTH DOMESTIC UTEM SLS STA-STEL	6401	26979	3013	26043
732394 OTH DOMESTIC UTENSIL IRON/STEL	31344	140531	16869	84264
732399 OTH H-HOLD ARTCL, PART THEREOF	65520	315942	74842	304763

Contd.

10.11 Imports by Economic Categories (Detail)

I T E M S	(In Thousand Rupees)			
	DECEMBER, 2015	FROM JULY, 2015	DECEMBER, 2014	FROM JULY, 2014
732410 SINK&WASH BASIN STAINLESS STEEL	6487	28377	3277	23757
732421 BATH TUBS CASTIRON W/N ENAMEL	783	2048	748	1912
732429 OTH BATH,SINK,W-BASIN ENA IRON	9716	52335	13405	51848
741539 OTH THREAD ARTICLES OF COPPER	1897	43574	8266	46678
741810 TABLE,KITCH/OTH HOUSEHOLD ARTI	54	865	3443	3618
741820 OTH SANITARY WARE,PARTS COPPER	320	3706	796	1133
741991 CAST,MOULDED,STAM,FORGED,COPPE	23	408		875
750720 TUBE OR PIPE FITTING NICKEL	278	2590		3644
750810 CLOTH,GRIL NETING OF NICK WIRE				1138
761490 OTH STRAN WIR,ROP,CABL,PL ALUM	1270644	2064983	67	50176
761510 TABLE,KITCH,POT POLISHPAD ALUM	7000	28972	4667	33905
761520 SANITARY WARE&PATS OFALUMINIUM	64	565	62	792
761610 NAILS,BOLT,NUT,SCREW ETC ALUMI	343	12189	814	6136
761691 CLOTH,GRIL,FENCING OF ALUM WIR	2003	7198	1036	9018
780420 LEAD, POWDERS AND FLAKES		127		124
800300 TIN BAR, ROD, PROFILE AND WIRE	99	1293		112
810194 OTH UN-WROUGHT TUNGSTEN,BAR RD			123	173
810295 OTH MOLYBEDNUM BAR,ROD,SINTER				1584
820900 PLATE STICK,TIPS TOOL CERMET	7156	49162	10583	36064
821000 HAND-OPERATE MECHANICAL APPL	5139	22161	876	10363
821110 SETS OF ASSORTED ARTICLES	102	354	122	761
821191 TABLE KNIVES HAVING FIX BLADE.	2711	10610	1936	10503
821192 OTH KNIVES HAVE FIXED BLADES.	3099	21761	3276	16815
821193 KNIVE OTH THAN FIXE BLADES.	335	1346	241	964
821194 BLADES	1250	10206	814	3931
821195 HANDLES OF BASE METAL	316	414	826	963
821210 RAZORS	63873	444975	119590	525787
821220 SAFETY RAZOR BLADES,	5991	251100	48150	158336
821290 OTHER PARTS	1871	14433	2127	14581
821300 SCISSORS,TAILORS,SHEARS BLADE	3780	15535	3308	19458
821410 PAPER KNIVES,LETTER OPENER,ETC	11390	80883	11532	61061
821420 MANICURE OR PEDICURE SETS.	4436	18493	3601	22181
821490 OTH ARTICLES OF CUTLERY .	6391	35308	3070	17332
821510 SET OF ASORTED ARTICLE-PRECMTL	1458	2164	217	308
821520 OTH SETS OF ASSORTED ARTICLE.	3047	9230	6519	10223
821591 OTH ARTICLE,NOT INSETS,PLATED		3		36
821599 OTHER ARTICLES	8595	38291	6861	23901
830110 PADLOCKS	105745	489395	56594	310353
830120 LOCKS FOR MOTOR VEHICLES.	6663	56953	2304	19561
830130 LOCKS FOR FURNITURE	52652	269626	58607	341944
830140 OTHER LOCKS	65097	324351	51211	211819
830150 CLASPS AND FRAMES WITH CLASPS.	130	558	86	1276
830160 PARTS OF LOCKS	1764	32181	1577	11866
830170 KEYS PRESENTED SEPARATELY	723	11342	558	7199
830210 HINGES	37445	182741	28208	153058
830220 CASTORS	10743	55852	4874	30300
830230 OTH MOUNTING,FITING MOT-VEHICL	167	1169	306	1338
830241 OTH MOUNTING,FITING BUILDING	771	11232	2537	5632
830242 OTH MOUNTING,FITING FURNITURES	43083	254546	30072	237092
830249 OTH FITINGS OF BASE METAL N.S.	23486	143799	13896	94936
830250 HAT-RACKS,HAT-PEGS,BRACKET&FIX	1613	12803	2089	32243
830300 ARMoured/REINFORCED SAF B-MTL.	3660	14694	2828	15121
830400 FILING CARD-INDEX CABINET/TRAY	430	3498	2243	4755
830510 FITTING FOR LOOSE-LEAF BINDERS	1042	6006	2055	7994
830520 STAPLES IN STRIPS	24724	98411	9675	50110
830590 OTH, INCLUDING PARTS	6079	40807	8895	34827
830610 BELLS,GONGS ETC.ELECTRIC METAL	1075	4540	1447	4817
830621 STATUETT OTH ORNAMENT BASE MTL	43	43	27	27
830629 OTH STATUETT OTH ORNAMENT	1860	15191	846	5858
830630 PHOTOGRAPH,PICTURE FRAME MIRROR	150	1361	181	1039
830710 FLEXIBLE TUBING OF IRON/STEEL	3830	133796	33254	82623

Contd.

10.11 Imports by Economic Categories (Detail)

I T E M S	(In Thousand Rupees)			
	DECEMBER, 2015	FROM JULY, 2015	DECEMBER, 2014	FROM JULY, 2014
830790 FLEXIBLE TUBING OF BASE METAL	14546	101432	32292	108598
830810 HOOKS, EYES AND EYELETS	18572	93566	15269	121391
830820 TUBULAR OR BIFURCATED RIVET	27680	190758	32768	257891
830890 OTH ARTICLES B/METAL INC/PARTS	29993	171080	31969	222680
830910 CROWN CORKS OF BASE METAL	458	31552	3950	14933
830990 OTH;SCREW CAPS POURING STOPERS	50946	270290	67223	278558
831000 SIGN-NAME PLATE,ETC.BASE METAL	587	3564	1200	29208
831110 COATED ELECTRODE OF BASE METAL	102825	509874	50734	421077
831120 CORED WIRE OF BASE METAL,	7881	33530	65	15004
831130 COATED RODS&CORED WIRE,B/METAL	10451	61863	9143	61868
851290 PARTS OF THE HEADING NO.85.12	973	12110	919	266142
852290 OTH T/COM EQ/AC HD 85.19-85.21	9209	24992	14660	63000
852321 CARDS INCORPORAING MAG STRIPE	14105	162199	22499	69020
852329 MAGNETIC DISCS	6652	15462	18056	32524
852341 OTHER OPTICAL MEDIA UNRECORDED	26045	55378	8872	404726
852349 OTHER OPTICAL MEDIA	276290	1893825	951081	2531344
852351 SOLID STATE NON-VOLATILE STORA	28675	109128	54872	172979
852352 SMART CARDS SEMICONDC MEDIA	246653	2369114	801356	1530041
852359 PROXIMITY CARDS AND TAGS	20355	92761	12341	112434
870990 PARTS,H-NO.87.09 OF WORK TRUCK	426	8905		2519
871499 OTHER,PARTS AND ACCESSORIES	9289	83750	14868	77545
880390 OTH PARTS OF H-88.01 OR 88.02	320190	2510584	109852	1540174
902000 OTH BREATHING APP & GAS MASK,	27100	123510	11966	90919
902110 ORTHOPAEDIC/FRACTURE APPLIANCE	5243	20964	4726	18115
902121 ARTIFICIAL TEETH		656	95	1044
902129 OTHER; DENTAL FITTINGS	662	15467	3873	10887
902131 ARTIFICIAL JOINTS	34500	237154	22177	149953
902139 OTH ARTIFICAL PARTS OF BODY	246354	1066066	169519	939507
902140 HEARING AIDS,EXCL PART/ACCESSO	3683	34730	2903	38724
902150 PACEMAKER STIMULAT HEART MUSCL	41304	210984	12368	134521
903300 PARTS& ACCE OF HEARING AIDS	17993	134473	28606	147648
910111 WRIST WATCH,ELE OPE,MECH DISPL	637	1526		603
910119 O-W-WATCH ELECTRICALLY OPERATED	465	17313	1542	45461
910129 O-W-WATCH,W/N INCO.STOP WATCH		2198	112	611
910199 O-WATCHES INCL STOP WATCHES	182	2689		533
910211 W-WATCH,MACH DISPL O/TH H-9101	2709	22355	459	9651
910212 W-WATCH,OPTO ELECTRONIC DISPLY		89		
910219 O-W-WATCH W/N INCOR STOP WATCH	49063	103575	12087	90449
910221 W-WATCH,AUTO-WIND O/T H-9101		2723	20	20
910229 O-W-WATCH O/THAN H-9101	329184	1293946	127829	590754
910299 O-POCKET/STOP WATCH O/T H-9101		35052		42988
910310 CLOCK WATCH MOVE ELECT OPERATD		556		
910390 OTH,CLOCKS WATCH MOV EX.91.04	66	402		2593
910400 INS PANEL CLOCK-AIR&SPACECRAFT		12	21	356
910511 ALARAM CLOCK,ELECTRICALLY OPE.	612	5633	915	4174
910519 OTHER, ALARAM CLOCK	1381	3744	4411	16102
910521 WALL CLOCK,ELECTRICALLY OPERAT	2199	18171	1901	3848
910529 OTHER WALL CLOCKS	8962	29790	5785	20456
910591 OTH,CLOCK ELECTRICALLY OPERATD	161	1183	636	4453
910599 OTHER CLOCKS	676	3905	99	3446
910610 TIME-REGISTER,TIME RECORDERS	919	2308	2631	6207
910690 OTH,TIME OR DAY RECORDING APPA	4014	17763	2728	13908
910700 TIME SWITCHES WITH CLOCK/WATCH	15168	79114	8417	48684
910811 WATCH MOVE ELEC.OPE MACH DISPL		142	28	1738
910812 WATCH OPTO-ELECTRONIC DISPLAY		129	21	21
910819 OTH,WATCH MOVE ELECT.OPERATED	186	463	626	1014
910890 OTH,WATCH MOVE COMPLETE ASSEMB	17	514	144	630
910910 ELE OPER.CLOCK MOVE COMP/ASSEM		111		270
910990 OTH CLOCK MOVEMENT COMP&ASSEMB	1436	7394	2520	7119
911011 COMP MOVE,UNASSEMBLED WATCH	967	8234	1103	2710
911012 INCOM MOVE,ASSEMBLED OF WATCH		14		

Contd.

10.11 Imports by Economic Categories (Detail)

I T E M S	(In Thousand Rupees)			
	DECEMBER, 2015	FROM JULY, 2015	DECEMBER, 2014	FROM JULY, 2014
911019 ROUGH MOVEMENTS,OF WATCHES				61
911090 OTH,COMP MOVE WATCH/CLOCK UN-A	287	645	373	3732
911120 WATCH CASES BASE METAL,W/N G/S		323		
911180 OTHER;WATCH CASES	904	1867	1024	2018
911190 PARTS OF WATCH CASES	1228	12614	1356	8362
911220 CLOCK CASE&CASE OF SIMIL GOODS	615	1732	176	4116
911290 PART OF CLOCK CASE/SIMILR CASE	158	369	189	1030
911320 WATCH STRAPS,BAND OF BASE METL		569	15	227
911390 OTH,WATCH STRAPS,BANDS PART	1322	3204	2167	4739
911430 DIALS	80	620	31	127
911490 OTH;CLOCKS OR WATCH PARTS,N.S.	2065	9826	2122	7454
920110 UPRIGHT PIANOS	86	86		
920190 OTH,HARPSICHORD KEYBOARD STRIN	378	1122		69
920210 OTH STRING PLAYED WITH A BOW		558		115
920290 OTH,STRING MUSICAL INSTRUMENTS	1018	4146	1188	2958
920510 BRASS-WIND INSTRUMENTS	45	909		
920590 OTH,WIND MISICAL INSTRUMENTS,NS				53
920600 PERCUSSION MUSICAL INSTRUMENTS		48	200	298
920710 KEYBOARD INS,O/THN ACCORDIONS			387	387
920790 OTH,MUSICAL INSTRUMENTS	1327	3923	273	2067
920810 MUSICAL BOXES	90	1110	388	1636
920890 OTH;MECHANICAL STRET ORGAN,INS	833	9321	4850	12921
920930 MUSICAL INSTRUMENT STRINGS		17		
920991 OTH PARTS & ACCE FOR PIANOS.		60		
920992 PARTS&ACCE MUSICAL INS H-92.02	180	1480	28	299
920999 OTH;PARTS&ACCE(CARDS,DISCS)	32	90	144	144
930110 ARTILERY WEAPONS(GUNS/MORTAR)				2132
930120 GRENADE/ROCKET LAUNCHERS				56023
930190 OTHER MILITARY WAPONS		35810	5617	746459
930200 REVOLVERS PISTOLS,O/TH93.3.04	52365	241731	83685	410545
930310 MUZZLE-LOADING FIREARMS		5397		
930320 OTH,SPORTING,HUNTING SHOTGUNS	21	5957	6091	40338
930330 OTH,SPORT,HUNTING,SHOTING RIFL	153	30410	4045	4045
930390 OTH;FIREARMS,DEVIC OPE FIR EXP		1160		30400
930400 OTH,ARMS OF HEADING NO.93.07	6416	17213	1121	8237
930510 PARTS ACCE OF REVOLVERS,PISTOL				845
930520 PARTS&ACC.SHOTGUNS/RIFL.H-9303		342	19526	19526
930599 OTH PART&ACCE.ARTILERY H93.01		296		
930621 SHORTGUN CARTRIDGES	51492	77536	1214	14411
930629 OTH,PARTS OF SHORTGUNS CARTRIG		4146		
930630 OTH,CARTRIDG & PARTS THEREOF.		14539	53641	130755
930700 SWORDS,CUTLASSES,BAYONETS,LANC		105		171
940110 SEATS OF A KIND USED,AIRCRAFT.		11533		720
940120 SEATS FOR MOTOR VEHICLES.	16113	25971	2721	12613
940130 SWIVEL SEATS VARIABLE HEIGHT.	13289	95406	22260	63488
940140 SEATS O/THN GARDEN SEATS,CAMP	528	13882	106	7986
940151 SEATS OF CANE,OSIER,BAMBOO.	343	1140	476	2848
940159 OTH SEATS AND PARTS THEREOF	147	2541	18	840
940161 OT,SEATS UPHOLSTERED WOOD FRAM	1433	8203	4169	7141
940169 OTHER SEATS,WITH WOODEN FRAMES	3385	26797	3204	10127
940171 OT-SEATS UPHOLSTERED METALFRAM	10431	58257	5772	21539
940179 OTHER SEATS;WITH METAL FRAMES	24374	111066	16415	79285
940180 OTHER SEATS WITH METSL FRAMES	21770	83919	9538	64399
940190 PART OF THE SEATS OF H-94.01.	169949	802403	109684	862549
940310 METAL FURNITURE USED IN OFFICE	1808	16570	11115	22974
940320 OTH,METAL FURNITURE O/THN OFFI	64269	198432	17375	74835
940330 WOODEN FURNITURE-OFFICE USE	14679	84624	4571	30192
940340 WOODEN FURNITURE-KITCHEN UES	8123	36828	5141	27437
940350 WOODEN FURNITURE FOR BEDROOMS	39213	175516	46021	138195
940360 OTHER WOODEN FURNITURE	6627	66209	24207	144073
940370 FURNITURE OF PLASTICS	5557	27976	10651	37006

Contd.

10.11 Imports by Economic Categories (Detail)

I T E M S	(In Thousand Rupees)			
	DECEMBER, 2015	FROM JULY, 2015	DECEMBER, 2014	FROM JULY, 2014
940381 FURNITURE OF OTHER MATERIAL		1648	3	301
940389 OTHER FURNITURE OF CANE, OSIER	1765	33422	10432	38763
940390 PARTS FURNITURE H -NO.94.03.	6663	51665	10230	34825
940410 MATTRESS SUPPORTS		270	2	3928
940421 MATTRESS CELLU RUBBER/PLSTIC	324	3523		1328
940429 MATTRESS OF OTHER MATERIALS	1063	9164	453	1289
940430 SLEEPING BAGS	548	696		270
940490 OTH,ARTI BEDDING&SIMI FURNISH.	1008	37174	1611	26936
940510 CHANDELIERS & OTH ELE CEILING.	345272	2000478	217551	886411
940520 ELECTRIC TABLES,DESK,BEDSIDE	6141	43655	7324	35394
940530 LIGHTING SETS CHRISTMASTREES	92481	264937	67286	113348
940540 OTH ELE LAMPS,LIGHTING FITTING	156652	787224	281181	958451
940550 NON-ELE LAMPS LIHTING FITTING.	22	2634	804	15888
940592 PARTS OF PLASTIC H-94.05,N.E.S	932	3932	116	2631
940600 PREFABRICATED BUILDINGS.	475405	1333124	170929	1246523
950300 TRICYCLES,SCOOTERS,PADAL CARS	362502	2179278	341153	2079070
950420 ARTI&ACCE, BILLIARDS ALL KIND	1193	13665	3254	17232
950430 OTH GAMES OPERATED BY COIN	6517	48379	6064	41185
950440 PLAYING CARDS	9256	32204	7388	31456
950450 VIDEO GAMES CONSOLES&MACHINES	214	1501	81	745
950490 OTH;ARTICLES FOR FUNFAIR,TABLE	3036	21934	3817	26094
950510 ARTI FOR CHRISTMAS FESTIVITES.	2169	10980	707	3213
950590 OTHER ENTERTAINMENT ARTICLES	30349	146243	33239	95485
950619 OTH;SNOW SKI EQUIPMENT.	172	7852	101	335
950629 OTH;WATER SKI,SURF BOARD W-SPO	5143	56860	103	651
950631 GOLF CLUBS COMPLE/OTH GOLF EQU	283	501	39	593
950632 GOLF BALLS	966	2601	252	3206
950639 OTHER;GOLF EQUIPMENTS	1517	3739	1464	2685
950640 ARTI,EQUIP FOR TABLE-TENNIS.	402	4409	274	3675
950651 LAWN-TENNIS RACKETS,W/N STRUNG	437	2452	411	1222
950659 OTH; BADMINTON,SIMILAR RACKET	20278	90979	13272	48601
950661 LAWN TENNIS BALLS	7570	56763	14574	77855
950662 INFLATABLE BALLS	3519	10680	3626	14448
950669 OTH BALL O/THN GOLF,T-TEN BALL	4573	23815	2742	19407
950670 ICE SKATES,ROLLER INCL SKABOOT	1855	7246	1001	2784
950691 EQUIP. FOR OTHER PHY EXERCISE	96089	440369	63058	361725
950699 OTHER;SPORTS GOODS N.E.S.	24873	115772	22228	164762
950710 FISHING RODS	98	340		522
950720 FISH -HOOKS,W/N SNELLED	313	2280	113	2927
950730 FISHING REELS		283		37
950790 OTH LINE FISHING TACKLE NETS	726	2399	11	633
950810 TRAVELLING CIRCUSES/MENAGERIES		36594		
950890 SWINGS,SHOOTING GALLERIES ETC.	63129	118453	9510	71681
960110 WORKED IVORY,ARTICLES OF IVORY				513
960190 OTH,ANIMAL CARVING MATERIL,ART	57	385	44	165
960200 WORKED VEGE,MINERAL MATERIAL	165095	3361502	625892	3018740
960310 BROOM,BRUSHE,CONS TWIN,VEG-MAT	1163	6393	548	4688
960321 TOOTH BRUSHE,INCL DENT-PLA BRU	57502	249097	46973	245009
960329 OTH;SHAVING,HAIR,NAIL BRUSHES.	6762	35237	4523	36570
960330 ARTST,WRITING,SIMILAR BRUSHES	968	10065	1223	14030
960340 PAINT,DISTEPER,VARNISH BRUSHES	2383	12652	1471	11686
960350 OTH BRUSHES CONSTI PART MACHIN	4501	20470	8051	22592
960390 OTH;HAND OPE MECHANICAL F-SWEPR	42930	179028	28884	152289
960400 HAND SIEVES AND HAND RIDDLES.		163		795
960500 TRAVEL SETS FOR PERSONALTOILE.	2216	3383		978
960610 PRESS-FASTENERS,SNAP-FASTENER.	14203	109383	22321	99419
960621 BUTTON OF PLASTICS,NOT COVERED	70506	257229	31042	215585
960622 BUTON OF BASE METAL,COVER TXT	22233	124375	22786	184184
960629 OTHER BUTTONS	31141	180878	37865	543137
960630 BUTTON MOULD,PART,BUTTON BLANK	17	189		2399
960711 SLIDE FASTENER FIT CHAIN SCOP.	30080	161478	24054	193078

Contd.

10.11 Imports by Economic Categories (Detail)

I T E M S	(In Thousand Rupees)			
	DECEMBER, 2015	FROM JULY, 2015	DECEMBER, 2014	FROM JULY, 2014
960719 OTHER;SLIDE FASTENERS	108794	518738	85499	1053050
960720 PARTS; SLIDE FASTENERS	9589	69198	8173	124197
960810 BALL POINT PENS	18272	88805	11880	81108
960820 FELT TIPPED.PORUS TIPPED PEN	41229	126047	10694	107270
960830 FOUNTAIN PEN,STYLOGRAPH PEN	4263	27670	7334	44358
960840 PROPELLING OR SLIDING PENCILS		263		51
960850 SETS OF ARTICLES FROM TWO FOR-H	667	3568	463	2732
960860 REFILLS FOR BALL POINT PEN.	17848	89773	11020	65908
960891 PEN NIBS AND NIB POINTS	57298	189525	22136	121743
960899 OTH;PEN,PENCIL,SIMILAR HOLDER	50762	148961	30346	115082
960910 PENCILS&CRAYON W-LEADS ENCASED.	127776	616465	162633	503450
960920 PENCIL LEADS,BLACK OR COLOURED	51326	131431	25057	120227
960990 OTH;PENCIL,DRAWING CHARCOALS.	7900	49107	2197	47166
961000 SLATES&BOARDS,WRITING/DRAWING	2405	13660	2053	8458
961100 DATE,SEALING OR NUMBERING STAMP	855	6366	415	8490
961210 TYPEWRITER OR SIMILAR RIBBONS	10198	59340	11409	63378
961220 INK-PADS	152	663	51	424
961310 POCKET LIGHTERS,GAS FUELLED	20251	118063	12876	54468
961320 POCKET LIGHT,GAS FUELLED,REFILLABLE	4937	28523	4563	8304
961380 OTHER LIGHTERS	1455	9584	991	6835
961390 PARTS OF CIGARETTE LIGHTERS		71	23	460
961400 SMOKING PIPE&CIGAR OR CIG.HOLD	1915	5837	2090	4879
961511 COMBS,HAIR-SLIDES,OF HARD RUBBER	5370	22634	4436	11436
961519 OTH;HAIRPINS,CURLING PINS,LIKE	3018	17496	1783	14906
961590 OTH;COMBS HAIR-SLIDES,LIKE,PART	51215	290239	29890	238251
961610 SCENT SPRAY SIMI TOILET SPRAY	9722	65299	7644	81622
961620 POWDER-PUFFS&PADS FOR APPLICATION	1521	7983	1475	6228
961700 VACUUM FLASKS&OTH VACUUM VESSEL	123665	351156	97416	310857
961800 TAILORS,DUMMIES&OTH LAY FIGURES	3836	30812	4915	40357
970110 PAINTING,DRAWING,PASTELS.	462	887	702	3771
970190 OTH COLLAGES&SIMI DECORATIVE	1615	7677	515	7250
970200 ORIGINAL ENGRAVINGS,PRINTS.				21
970300 ORIGINAL SCULPTURES&STATUARY		3147		10569
970500 COLLECTIONS&COLLECTORS, PIECES.		1239	25	309
990900 TRANSACTIONS LESS THAN RS.1000	758	20530	3633	8096
991000 SAMPLES HAVING NO-COMMERCE VALUE	375319	3623960	39473	296875
2. RAW MATERIAL TOTAL (A + B)	189185959	1161033731	211946714*	1412110986
A. CONSUMER GOODS TOTAL	150985289	959300230	177187230*	1215204767
50400 GUTS,BLADERS,STOMACH OF ANIMAL	1278	7299	1210	5591
50510 FEATHER,USED FOR STUFFING;DOWN			311	311
50590 OTH SKINS AND PARTS OF BIRDS	29959	121996	10708	109137
50610 OSSEIN,BONES TREATED WITH ACID	680	8047	1889	24120
50690 OTH POWDER & WASTE OF BONES	490	5111	939	4484
50790 OTH TORTOISE-SHELL WHALEBONE	1573	1640		2446
50800 CORAL&SIMILAR MATERIAL/POWDER	276	564		249
51000 AMBERGRIS,CASTOREUM CIVET,MUSK		197	93	360
51110 BOVINE SEMEN	6338	35045	11754	60714
51191 PRODUCTS OF FISH, CRUSTACEANS	280	1584	191	191
51199 OTH ANIMAL PRODUCTS NOT ELSEWHERE				392
60110 BULBS TUBERS,TUBEROUS,ROOT,ETC	1725	66072	6842	35420
60210 UN-ROOTED CUTTING AND SLIPS	65	426	61	547
60220 TREES,SHRUBS,BUSHES,GRAFTED	414	414		
60290 OTHER LIVE PLANTS	17318	70647	5066	33343
60311 ROSES FRESH	2184	6305	661	2124
60313 ORCHIDS FRESH	94	136		13
60314 CHRYSANTHEMUMS FRESH	6333	21395	5587	18145
60315 LILIES FRESH	160	374	49	539

Contd.

10.11 Imports by Economic Categories (Detail)

I T E M S	(In Thousand Rupees)			
	DECEMBER, 2015	FROM JULY, 2015	DECEMBER, 2014	FROM JULY, 2014
60319 OTH FRESH FLOWER,BUDS FOR BOUQ	1293	4346	1451	5854
60390 OTH FLOWERS & FLOWERS BUDS	271	2472	491	686
60490 O.PARTS OF PLANTS FOR BOUQUETS		23		
110812 MAIZE (CORN), STARCH	29847	112545	5615	27998
110813 POTATO, STARCH	49750	221652	41094	281521
110814 MANIOC (CASSAVA) STARCH	1016	12095	12205	30847
110819 OTHER STARCHES	375	2584	45	2423
110820 INULIN		5918		7902
110900 WHEAT GLUTEN,WHETHER/NOT DRIED	8030	74424	2541	42625
120110 SOYA BEAN SEED	1470516	15615468		606727
120190 SOYA BEAN,W.OR-N-BROKEN/SHELED	34	75	67	103452
120230 GROUND-NUTS SEED				35
120241 OTH GROUND NUTS IN SHELL	286807	422026	241560	392365
120242 GROUND-NUTS SHELLED BROKEN/N-B	280775	787152	265054	611799
120300 COPRA	93734	1015427	123844	882862
120400 LINSEED,WHETHER OR NOT BROKEN		404	738	1358
120510 LOW ERUCIC ACID RAPE/COLZASEED	4021599	18987624	3872700	40726813
120590 OTHER RAPE/COLZA SEED				74757
120600 SUNFLOWER SEED,WHETH/NOT BROKE	204926	242973	2752321	7947230
120721 SEEDS FOR CROP (COTTON SEEDS)		11		
120740 SESAMUM (SESAME) SEEDS	48	48		2148
120750 MUSTARD SEEDS		74710		51344
120760 SAFFLOWER SEEDS	422	3189		
120770 MELON SEEDS	40	2926	750	2911
120791 POPPY SEEDS			92	92
120799 OTH,OIL SEED/OLEAGINOUS FRUITS	14498	43834	12331	82163
120810 FLOUR AND MEALS OF SOYA BEANS	992	1978	93	1433
120890 FLOUR/MEALS OF OTH OIL SEEDS		750	94	125
120910 SUGAR BEET SEED USE FOR SOWING		53425		61720
120921 LUCERNE (ALFALFA) SEED	15466	589311	14576	161940
120922 CLOVER (TRIFOLIUM) SEED		2280661		1712345
120925 REY GRASS SEED	80	80		2059
120929 OTHER SEEDS OF FORAGE PLANTS	3445	134725	14043	154819
120930 SEED OF HERBACEOUS PLANTS		2066		3615
120991 OTHER; VEGETABLE SEEDS	224306	2143257	174015	1538504
120999 OTH SEEDS OF FRUIT FOR SOWING	111910	1000339	117759	887195
121190 OTH PLANTS AND PARTS OF PLANTS	57478	322577	57548	342226
121221 SEAWEDS/ALGAE FIT FOR HUMAN	74	1701	308	861
130190 OTH;NATURAL GUM,RESIN & BALSAM	31946	183633	28652	155620
130212 SAP AND EXTRACTS OF LIQUORICE				367
130213 SAP AND EXTRACTS OF HOPS		113		
130219 OTH SAPS & EXTRACT OTH VEG SAP	31248	183560	40190	181951
130220 PECTIC SUBSTANCES,PECTINATES	15286	67607	8280	53771
130231 AGAR-AGAR	6074	20117	8588	33642
130232 MUCILAGES&THICKENERS,LOC SEED	1870	84694	5065	52666
130239 OTHER MUCILAGES AND THICKENERS	50616	205565	16271	161014
140110 BAMBOOS	2137	12057	1991	13397
140120 RATTANS	8863	39864	5239	35074
140190 OTH VEG MATERIAL USED PLAITING		202		
140490 TENDU LEAVES(BIDI LEAVES)	273799	1490630	232217	1376227
150190 POULTRY FAT OTH THAN H-02.09		5704		8655
150210 TALLOW (OTHER THAN OF H-15.03)	77610	550852	145278	1112410
150410 FISH-LIVER OILS THEIR FRACTION			1104	2725
150420 FATS OILS THEIR FRACT OF FISH		1758		
150500 WOOL GREASE,CRUDE,FETTY SUBS	4106	37989	1787	41947
150600 OTH ANIMAL FATS AND OILS/FRACT		716		1715
150710 SOYABEAN OIL & ITS FRACT CRUDE	1629668	10497261	119418	3509565
150790 OTH SOYABEAN OIL & IT FRACTION	9010	49809	3740	200858
150890 OTH GROUND NUT OIL & ITS FRACT	392	6257		1165
150910 OLIVE OIL & ITS FRACT (VIRGIN)	9058	90535	11102	58249
150990 OTH OLIVE OIL & ITS FRACTIONS	48189	296645	51111	282928

Contd.

10.11 Imports by Economic Categories (Detail)

(In Thousand Rupees)

ITEMS	DECEMBER, 2015	FROM JULY, 2015	DECEMBER, 2014	FROM JULY, 2014
151000 OTH OIL/FR,INCL BLENDS OF OIL		134		2031
151110 PALM OIL & ITS FRACTIONS CRUDE	168	3177146	433582	4352206
151190 OTH PALM OIL & ITS FRACTIONS	11463181	82958688	15298505	92095017
151219 OTH SUNFLOWER SEE&SAFLOWER OIL	4123	20488	1497	26050
151229 OTH COTTON SEED OIL & IT FRACT		11		
151311 COCONUT OIL,ITS FRACTION CRUDE	2507	31315	24071	80417
151319 OTH COCONUT OIL,ITS FRACTIONS	74008	393694	50204	324465
151329 OTH PALM KERNEL/BABASSU OIL	73153	441448	140975	526238
151419 OTH COLZA/MUSTER OIL,FRA/CRUDE			60	60
151499 OTH RAPE SEED OIL ITS FRACTION	110	519		
151519 OTH LINSEED OIL & ITS FRACTION		418		341
151529 OTH MAIZE OIL & ITS FRACTIONS	5107	29957	3274	18658
151530 CASTOR OIL AND ITS FRACTIONS	13010	29460		4274
151550 SESAME OIL & ITS FRACTIONS	581	1866	170	1094
151590 OTH FIXED VEGETABLE OILS/FRACT	42	5036	1812	11540
151620 VEG FATS/OILS AND ITS FRACTION	100356	965082	165343	1000969
151710 MARGARINE,EXCL LIQUID MARGARIN	17130	135942		64170
151790 OTH MARGARIN,EDIB MIX/PREP ETC	80316	588313	79719	709937
151800 ANIMAL/VEG FAT/OILOXIDISE ETC	16146	99412	5149	50396
152000 GLYSEROL,CRUDE WATER & LYES	1165	1218		8732
152110 VEG WAX WHETHER OR NOT REFINED	558	17037	104	10882
152190 OTH BEES WAXES,OTH INSECT WAX	2789	29082	1947	33159
152200 DEGRAS,RESIDUES ANIM/VEG WAXES	1534	8836	701	10849
160100 SAUSE,PROD MEAT-FOOD PREP OFFL	752	4895	396	4125
220710 UNDENATURE ETHYL ALCOHOL O/SPR		531		
220720 ETHYL ALCOHOL/OTH SPIRITS DEN				48
240120 TOBACO-WHOLY/PARTLY STE/STRIP	126257	606209	75149	794044
240130 TOBACCO REFUSE	6221	6306	120	1471
251010 AAT,C/PHOS,ALUM/C/PHOS&PH/CUG	915627	4078896	804697	1463777
251020 AAT,C/PHOS,ALUM/C/PHOS&PH/CGD		2076		
270810 PITCH	6140	11218		1311
270820 PITCH COKE		1267		
270900 PETROLEUM OILS FROM BITUMINOUS	23206029	152867825	39109642	267520210
271019 KEROSENE,INCL KER.TY. JET FUEL	17021724	149097690	29935809	307991826
271020 PETROLEUM OILS(OTH THAN CRUDE)				4480
271091 WASTE OIL (PCBs),(PCTS),(PBBS)				6
271099 OTH WASTE OILS	18540	27184	1825	3303
271111 NATURAL GAS,LIQUIFIED	2930981	23601771		
271112 PROPANE, LIQUIFIED	3102	15060		16808
271113 BUTANES, LIQUIFIED				376
271114 ETHYLENE,PROPYLENE,BUTYLENE		209		54758
271119 OTH GAS HYDROCARBONS LIQUIFIED	1862337	8315722	1010353	3730562
271121 NATURAL GAS,IN GASEOUS STATE			326	494
271290 OTH PETROLEUM WAX ETC	27809	96303	19115	246483
271311 PETROLEUM COKE;NOT CALCINED	47109	351797		210282
271312 PETROLEUM COKE; CALCINED	1754	28253	2812	22514
271320 PETROLEUM BITUMEN	199023	2277922	121275	483122
271490 OTH BITUMEN & ASPHALT NATURAL.	859	18779		7473
290110 SATURATED ACYCLIC HYDROCARBONS	1089	9747	8032	18535
290121 UNSATURATED ETHYLENE.	409200	3898914	922563	5759106
290123 UNSATURAT BUTENE/ISOMER THROF		13		
290129 OTH UNSATURATE ACYLIC HYDCARBN	1335	4202	12	2868
290211 CYCLOHEXANE	28	80	90	215
290219 OTH CYCLANES/CYCLOTERPENES	34621	152837	14708	114590
290220 BENZENE, PURE	5	5	2	40
290230 TOLUENE, PURE	90171	383059	132352	461646
290241 O-XYLENE	173247	822033	36	1240009
290242 M-XYLENE		3415	23	107
290243 P-XYLENE	3332279	13181458	2046210	20264222
290244 MIXED XYLENE ISOMERS	17912	100994	6715	31179
290250 STYRENE	634621	2613917	569139	3898715

Contd.

10.11 Imports by Economic Categories (Detail)

I T E M S	(In Thousand Rupees)			
	DECEMBER, 2015	FROM JULY, 2015	DECEMBER, 2014	FROM JULY, 2014
290290 OTH CYCLEC HYDROCARBONS	1843	74417	26481	152882
290311 CHLOROMETHANE, & CHLOROETHANE		3427		583
290312 DICHLOROMETHANE(METHYLEN CHLRD	34627	256094	26926	200117
290313 CHOLOROFORM(TRICHLOROMETHANE)	32639	211032	4778	120678
290315 ETHYLENE DICHLORIDE(1,2-DI CH)	87290	935661	231227	1088948
290319 OTH SATAR DERIV ACYCL HYDCARB	3149	24980	12710	38463
290322 UNSATURATED TRICHLOROETHYLENE	26419	102502	25865	176972
290323 UNSATURATE TETRACHLOROETHYLENE	8295	67095	14674	61375
290339 OTH FLUORINATED,BRO DERIVATIES	29589	351232	25812	352980
290371 CHLORODIFLUOROMETHANE	20813	48240	13793	55193
290372 DICHLOROTRIFLUOROETHANS		2189		
290373 DICHLOROFLUROETHANES	4440	7689		10467
290377 PENTACHLOROFUORO METHANE	2146	14308		10035
290379 OTH CHLORODIFLUOROMETHANE	58620	368126	181177	426039
290391 CHLOROBENZENE,O-DI/P-DI CHLORO	2657	9647	945	7090
290399 OTH HALOGENATED DERIV H.CARBON	1113	7905	10548	27565
290410 DERIV SULPHO GRP IT SALT/EYHYL	10737	53673	6112	48887
290420 DERIVAT ONLY NITRO/NITRO GROUP	5036	15272	4965	24127
290490 OTH,SUPHO,NITRAT NITROS H'CARB	3041	16959	5133	19523
290511 SATURAT METHANOL(METHYL ALCHL)	274339	1624826	360860	1719932
290512 PROPYL/ISOPROPYL ALCOHOL	97742	688878	99667	718518
290513 SATUR BUTAN-I-01(N-BUTYLALVHL	8061	50001	14651	36136
290514 OTHER SATURATED BUTANOLS	19913	133500	7730	85723
290516 SATUR OCTANOL/ISOMERS THEREOF	218388	1495786	395770	1717480
290517 DODECAN-1-01HEXADECAN/OCTADEC	10288	47195	7018	28740
290519 SATUR MONOHYDRIC ALCOHOLS	2585	11275	402	25570
290522 UNSATUR ACYCLIC TERPENE ALCOHL	1301	78971	17103	41772
290529 OTH UNSATUR MONOHYDRIC ALCOHOL	1012	5964	855	3850
290531 ETHYLENE GLYCOL(ETHANEDIOL)MEG	1460559	10169322	1922668	11065339
290532 PROPYLEN GLYCOL(PROPAN-1,2-DIO	89295	513605	80700	633946
290539 OTHER, DIOLS	1750	53917	4405	22989
290541 2-ETHYL-2(HYDROXYMETHLY-PROPAN	2944	10676	2757	11958
290542 PENTAERYTHRITOL	40698	317696	56851	268727
290543 MANNITOL	9788	51600	3602	63116
290544 D-GLUCITOL (SORBITOL)	1895	17127	5004	15984
290545 GLYCEROL	62141	244136	54823	391069
290549 OTHER,POLUHYDRIC ALCOHOLS	592	6755	5297	14782
290559 OTHER HALOGENATED, SULPHONATED	2071	6008	332	6227
290611 MENTHOL	72630	155395	49823	180166
290612 CYCLOEXANOL,METHYL/DIMETHYL		3204	927	1889
290613 STEROLS AND INOSITOLS	374	5543	132	10448
290619 OTH,CYCLANIC,CYCLNIC CYCLOTER	21208	61689	6895	40319
290621 BENZYL ALCOHOL	9431	27703	11554	44035
290629 OTH,AROMATIC CYCLIC ALCH HALOG	2643	25141	2393	20609
290711 PHENOL(HYDROXYBENZENE)IT SALT	33290	265961	21503	175405
290712 CRESOLS AND THEIR SALTS	140	2709	13	1791
290713 OCTYLPHENOL,NONYLPHENOL/ISOMER	296	296		2256
290715 NAPTHOLS & THEIR SALTS	3551	7094	58	4062
290719 OTHER MONOPHENOLS	1598	17417	226	7707
290721 RESORCINAL AND ITS SALTS		10433	2110	5470
290722 HYDROQUINONE (QUINOL)ITS SALT	4072	14063	2458	6833
290723 4,4-ISOPROPYLDENEDIPHENOL/SALT	9002	27324	5791	33797
290729 OTHER, POLYPHENOLS	12614	54558	9394	45164
290819 OTH DERI CON ONL HALOGEN SUBST		9164	2	8265
290891 DINOSEB (ISO)AND ITS SALTS				81
291511 FORMIC ACID	22671	198598	33596	149899
291512 SALTS OF FORMIC ACID	22444	213892	50515	307823
291513 ESTERS OF FORMIC ACID	1118	5008		746
291521 ACETIC ACID	126898	1115274	234891	1358890
291524 ACETIC ANHYDRIDE		38		
291529 OTH,ACETIC ACIDE & ITS SALTS	5656	34063	2918	41831

Contd.

10.11 Imports by Economic Categories (Detail)

I T E M S	(In Thousand Rupees)			
	DECEMBER, 2015	FROM JULY, 2015	DECEMBER, 2014	FROM JULY, 2014
291531 ETHYL ACETATE	4065	30628	13147	37679
291532 VINYL ACETATE	170093	859514	146046	1120842
291533 N-BUTYL ACETATE	729	5659	2331	2331
291536 DINOSEB (ISO) ACETATE				697
291539 OTHER,ESTERS OF ACETIC ACID	107032	489822	129373	779259
291540 MONO/DI/TRICHLOROACETIC ACID-S		2294	4	2721
291550 PROPIONIC ACID,ITS SALT/ESTERS	16291	43076	5508	44175
291560 BUTYRIC/VALERIC ACID/SALT/ESTR	34389	140816	13795	119423
291570 STEARIC ACID	9232	92770	11211	90352
291590 OTH SAT ACYCLIC MONOCARBOXYLIC	59576	590676	76428	465698
291611 UNSATU ACRYLIC ACID/ITS SALTS	15056	98245	11145	93451
291612 UNSATURATE ESTER ACRYLIC ACID	122080	762775	203218	1019835
291613 UNSATU METHACRYLIC ACID/SALTS	2576	8519	1958	9773
291614 UNSATU ESTER,METHARYLIC ACID	74262	406767	25014	290906
291615 OLEIC,LINOLEIC/LINOLENIC ACID	584	8133	3270	8520
291619 OTH UNSAT ACYLIC M/CARBOX ACID	18034	65926	12461	60349
291620 CYC-LANIC,LENIC LOTEPHENI ACID	17358	60743	1024	45846
291631 BENZOIC ACID,ITS SALTS/ESTERS	11229	112301	2118	122955
291632 BENZOYL PEROXIDE/BENZYL CHLRID	1658	14091	3446	9588
291634 PHENYLACETIC ACID & ITS SALTS	170	697		1041
291639 OTH,ARMATIC MONOCARBOXYIC ACID	54841	648762	9874	341147
291711 OXALIC ACID/ITS SALTS/ESTERS	25981	104547	12188	79008
291712 ADIPIC ACID,ITS SALTS/ESTERS	38798	220700	8204	163327
291713 AZELAIC/SEBACIC ACID/SALT/ESTR	5701	19027		15702
291714 MALEIC ANHYDRIDE	2472	69076	3097	77437
291719 OTH ACYCLIC POLYCARBOXYL ACID	13705	50044	6277	25858
291720 CYC-LANIC,LENIC LOTERPENC ACID		10718		6320
291732 DIOCTYL ORTHOPHTHALATES		4277		
291733 DINONY/DIDECYL ORTHOPHTALATES		4141	3416	3416
291734 OTH ESTERS ORTHOPHTHALIC ACID	22802	86750	19243	87273
291735 PHTHALIC ANHYDRIDE	81084	312677	18882	317919
291736 TERPHTHALIC ACID AND ITS SALTS	201693	1603664	168109	1206262
291739 OTH POLYCARBOXYLIC ACIDS/DERIV	8880	133118	55423	309732
291811 LACTIC ACID,ITS SALTS/ESTERS	8679	73991	7599	69178
291812 TARTARIC ACID	1774	32066	5576	36961
291813 SALT & ESTER OF TARTARIC ACID	190	3632		762
291814 CITRIC ACID	165100	757413	76677	585542
291815 SALTS & ESTER OF CITRIC ACID	18587	139609	28911	139469
291816 GLUCONIC ACID,SALTS & ESTERS	28537	301319	62346	312393
291818 CHLOROENZILATE (ISO)			27	27
291819 OTH CARBOXYLIC ACID W/ALCOHOL	7142	56760	486	41401
291821 SALICYLIC ACID AND ITS SALTS	1981	13621	1684	11453
291822 O-ACETYSALIC ACID/SALT/ESTER	24388	64216	2504	62857
291823 OTH ESTER,SALICYLIC ACID/SALTS	5289	8942	817	4670
291829 OTH CARBOXYLIC ACID+PHENOL FUN	23006	104245	10987	65020
291830 CARBOXYLIC ACID+ALDEHYDE/KETON	6498	41223	7262	57088
291891 2,4,5-T(ISO)(2,4,5-TRICHLOROPH	3275	9974		5909
292990 OTH COMP WITH OTH NITROGN FUNC	33016	128840	14418	122713
293020 THIOCARBAMATE/DITHIOCARBAMATES	2293	357296	70907	733351
293030 THIURAM MONO-,DI-,TETRASULPHID			185	37984
293040 METHIONINE	526722	3651093	349779	1810514
293090 OTHER ORGANO-SULPHUR COMPOUNDS	17645	426819	24682	238364
293110 TETRAMETHYL LEAD&T-ETHYL LEAD	263	13408	6856	20226
293120 TRIBUTYLTIN COMPOUNDS		684		
293190 OTH O-ALKYL&(O-2-(DIALKYL),COMP	119068	521147	111437	439117
293211 TETRAHYDRUFURAN	162	5430		288
293212 2-FURALDEHYDE (FURFURALDEHYDE)		2		
293213 FURFURYL ALCOH/TETRAHYDRFURFYL		426		
293219 OTH COMP UNFUSED FURAN RING	1726	27786	6213	38961
293220 LACTONES	3843	82077	9140	96830
293299 OTH HETEROCYCLIC COMP W/OXYGEN	151301	601284	100216	653198

Contd.

10.11 Imports by Economic Categories (Detail)

I T E M S	(In Thousand Rupees)			
	DECEMBER, 2015	FROM JULY, 2015	DECEMBER, 2014	FROM JULY, 2014
293311 PHENAZONE & ITS DERIVATIVE	826	9357	4904	14768
293319 OTH COMP UNFUSE PYRAZOLE RING	12160	79224	11901	37542
293321 HYDANTOIN AND ITS DERIVATIVES	152	11130	1766	8500
293329 OTH COMP UNFUSE IMIDAZOLE RING	110440	694964	117549	688232
293331 PYRIDINE AND ITS SALTS	1652	3358		2914
293333 ALFENTANIAL(INN)(ANILERIDINE)	3987	169857	22893	275434
293339 OTH COMP UNFUSE PYRIDINE RING	181401	1522869	188826	1497532
293349 OTH COMP QUINOLIN/ISO-QUINOLIN	179062	872428	253293	1044142
293353 ALLOBARBITAL(INN)(AMBARBITAL)	325	3324	804	3534
293354 OTH DERIVATIVES OF MALONYLUREA		738		
293359 OTH COMP PYRIMIDINE/PIPER RING	176387	1307242	213641	1190929
293361 MALAMINE	51266	248412	60190	245172
293369 OTH COMP UNFUSE TRIAZINE RING	23503	102671	65426	186192
293371 6-HEXANELACTAM(EPSILON-CAPROL)		1396		2603
293379 OTHER LACTAMS	19117	313987	75000	339704
293391 ALPRAZOLAM(INN) CAMAZEPAM(INN)	37483	58913	16183	53289
293399 OTHER HETROCYCLIC COPMOUNDS	134544	1008980	192931	1305912
293410 COMP UNFUSE THIAZOLE RING	4679	152577	13561	164208
293420 COMP BENZOTHIAZOLE RING SYSTEM	7894	33231	3537	53415
293430 COMP PHENOTHIAZINE RING SYSTEM	1179	17104	2326	14129
293491 AMINOREX(INN),BORTIZOLAM(INN)	170	170	2835	11919
293499 OTHER NUCELEIC ACIDS&SALTS	433291	3156979	700132	2905856
293999 OTH VEGETABLE ALKALOIDS NATURL	36616	220921	47009	160849
294190 OTHER ANTIBIOTICS.	572027	3170647	901936	3495164
310100 ANIMAL/VEG FERTILIZER/PRODUCTS	1513	66371	117	45103
310210 UREA,WHET OR NOT AQUEOUS SOLUT	2300	1578302	3988244	3995928
310221 AMMONIUM SULPHATE	36130	556406	60064	388257
310229 MIX AMMONIUM SULPHATE/NITRATE		59237		73252
310230 AMMONIUM NITRAT,WHET/NOT AQUES	34388	99458	36080	175735
310240 MIXT,AMMONIUM NITRAT/CALC CARB		417	143	143
310250 SODIUM NITRATE	16246	50116	6270	79186
310260 MIXT,CALCIUM/AMMONIUM NITRATE			155	1424
310280 MIXT UREA/AMMONIUM NITRAT SOLU		6439696	5266570	5266570
310290 OTH,MIN/CHEM NETROG FERTILZER		35933		34553
310310 SUPER-PHOSPHATES	82878	224236		37594
310390 OTH,MIN/CHEM FERTILIZE PHOSPHT				35
310420 POTASSIUM CHLORIDE	25808	307267	57227	496621
310430 POTASSIUM SULPHATE	42196	1039062	61372	548108
310490 OTH,MIN/CHEM FERTILIZE POTASIC	8283	491305	62945	907997
310510 MIN/CHEM FERTILIZER >10KG	211	2406	22	12868
310520 MIN/CHEM FERTZ ELEM NIT/PHO/PT	2675	170550	19963	141207
310530 DIAMMONIUM HYDROG ORTHO-PHOSPH	4923734	49141933	5206113	37983138
310540 AMMONIUM DIHYDROGEN ORTHO-PHOS		15825	68	28225
310551 CHEM FERTZ CON NITRAT/PHOS		172076	2118	4754
310559 OTH MIN/CHEM FERTZ NITRAT/PHOS	38150	914069	1152	203162
310560 MIN/CHEM FERTZ ELEM PHOS/POTAS		1321	3246	6777
310590 OTH MINER/CHEMICAL FERTILIZER	8168	95256	40929	161813
320110 QUEBRACHO EXTRACT	5509	27035	16182	60465
320120 WATTLE EXTRACT	31061	178418	29305	238022
320190 OTH TANNING/EXTRACT VEG/GAMBER	42347	240042	36736	231355
320210 SYN ORGANIC TANNING SUBSTANCE	116669	741441	123943	875140
320290 OTH,INORGANIC TAINING SUBSTANCE	90995	539527	151991	654081
320300 COLOUR MATTER,VEG/ANIMAL	6124	27489	2513	31424
320411 DISPERSE DYES/PREP BASE THEROF	288628	1506789	272349	1035528
320412 ACID DYES PREMETALISE/PREP/DYE	133946	667483	137794	838932
320413 BASIC DYES/PREP BASE THEREON	125912	451319	96074	421996
320414 DIRECT DYES/PREP BASE THEREON	31448	200365	34663	179668
320415 VAT DYES INCL PIGMENT/PREPARAT	341914	1688685	230578	1455067
320416 REACTIVE DYES PREP BASE THREON	658970	4103490	552368	4042852
320417 PIGMENT PREP BASE THEREON	229945	1433473	255872	1306706
320419 OTH SYN ORGN COLOURING MATTER	177493	757052	99785	620843

Contd.

10.11 Imports by Economic Categories (Detail)

I T E M S	(In Thousand Rupees)			
	DECEMBER, 2015	FROM JULY, 2015	DECEMBER, 2014	FROM JULY, 2014
320420 SYN ORGN PROD USE FLUORESCENT	48792	322056	75809	338337
320490 OTH,SYN ORGN COLOURING MATTER	1323	25023	5804	24247
320500 COLOUR LAKES,PREP AS SPECIFIED	28158	118630	18427	90014
320611 PIGMENT PREP TITANIUM DIOXIDE	373013	2701426	443318	2883795
320619 OTH,PIGMENT/PREP TITANIUM DIOX	7837	57398	12787	60604
320620 PIGMENT/PREP,CHROMIUM COMPOUND	339	82439	14832	59958
320641 ULTRAMARINE/PEP BASE THEREON	1145	20619	351	18949
320642 LITHOPONE/OTH PIGMENT/ZINC SUL	957	19436	122	15745
320649 OTH,COLOURING MATTER PREPARATN	46575	321770	40924	295961
320650 INORGANIC PRO USE LUMINOPHORES	330	2100	1393	1508
320710 PREP PIGMENT/OPACIFIER/COLOURS	18191	79679	12073	110590
320720 VITRIFIABLE ENAMEL/GLAZE/ENGOB	3184	34261	9682	39429
320730 LIQUID LUSTER/SIMILAR PREPARAT	1465	7853	2134	9799
320740 GLASS FRIT/POWDER GRANULE/FLAK	95050	439767	126200	489728
320810 PAINT/VARNISH BASE ON POLYESTER	15795	120140	14496	94851
320820 PAINT/VARNISH,ACRY/VINYL POLYM	54948	260037	41101	165247
320890 OTH PAINT BASED ON POLYAMIDES	133276	894830	119415	773264
320910 PAINT/VARNISH ACRY/VINYL POLYM	10862	51660	5929	39590
320990 PAINT/VARNISH,SYN POLYMER/AQS	27129	98665	14960	91496
321000 OTH PAINT & VARNISH FOR LEATHE	17243	80925	16212	103584
321100 PREPARED DRIERS.	8794	78505	1326	72799
321210 STAMPING FOILS	17928	141477	40685	167146
321290 OTH,PIGMENT DISPERSE NON AQUOS	19651	106826	28565	107736
321310 COLOURS IN SETS	5321	28967	4073	24248
321390 OTH COLOUR ARTIST/PAINTERS	282	1208	795	6584
321410 GLAZIERS/GRAFTING PUTTY,RESIN	32422	173596	33022	187556
321490 NON-REFRACTORY SURFACING PREP	43319	229813	22815	148376
321511 ROLLING COATING PRINT INK BLK	45945	226187	28192	192637
340290 OTH ORG SURFAC ACT,WASH/CLEAN	215120	986866	157904	922872
340311 PREP TEXTILE/LEATHER/OIL MATRL	21326	204565	41370	229563
340319 LUBRICAT PREP CONT PET/MIN OIL	139115	786121	105426	636787
340391 OTH,PREP TEXT/LEATHER/FURSK ML	140089	890141	148868	965314
340399 OTH LUBRICAT PREP OIL/GREASE	81203	364146	41300	256135
340420 ART/PREP WAXES,POLYETHEL GLYCL	18805	129472	15460	133601
340600 CANDLES,TAPERS AND THE LIKE	17923	41810	11394	36237
340700 MODELING PASTE ETC RETAIL SALE	7337	44791	5186	33318
350110 CASEIN	3130	12551	1939	32525
350220 MILK ALBUMIN,INCL WHEY PROTEIN		5323		
350290 OTH ALBUMIN O/T EGG ALBUMIN		190		22
350300 GELATIN&GELATIN DERIVATIVE	2746	33990	26757	72416
350400 PEPTONEDERV,PROTEIN SUBSTANCE	4147	27133	3871	33371
350510 DEXTRIN,OTH MODIFIED STARCHES	37158	263967	43547	293982
350520 GLUES	640	29767	14676	72064
350610 PROD SUITABLE USE GLUE/ADHESIV	11586	140489	24030	114245
350691 ADHESIVE/RUBBER/PLASTIC/RESIN	150176	769679	118956	650460
350699 OTH PREP GLUE/ADHESIVE	12353	73003	6169	69533
350710 RENNET AND CONCENTRATE THEREOF	694	3068	1828	2841
360690 OTH FERRO CERIUM/OTH PYROPHORC		9	287	1098
370110 X-RAY FILM,PLATE IN FLAT UNEXP	118265	644870	76420	548116
370120 INSTANT PRINT FILM UNEXPOSED	94	120		163
370130 OTH UNEXPOSED PLATE>255MM	88615	382562	66491	327733
370191 O.PL/FILM-COLOUR PHOTOGRAPHY		31	16	92
370199 OTH PHOTOGRAP/PLAT/FILM/UNEXPS		599	194	5678
370210 PHOT-FILM ROLL UNEXPOSE,X-RAY		1379		87
370231 OTH PHOT/FILM ROLL<105MM			51	349
370239 OTH PHOT FILM ROLL ST/UNEXPOSE	573	1661	299	1592
370243 PHOT FILM W>610MM,L<200M	9557	47405	6264	43624
370244 PHOT FILMW>105MM BUT<610MM	14616	210851	44281	257657
370310 PHOT PAPER/BOARD/TEXT W>610MM		1007	550	2431
370320 PHOT PAPER/BOARD/TEXT UNEX/COL		40194	3315	34229
370390 OTH PHOT PAPER/BOARD TEXT UNEX	6596	67648	14649	60914

Contd.

10.11 Imports by Economic Categories (Detail)

I T E M S	(In Thousand Rupees)			
	DECEMBER, 2015	FROM JULY, 2015	DECEMBER, 2014	FROM JULY, 2014
370400 PHOT PLAT/FILM PAPER/BOARD EXP	418	1429	241	2283
370510 PHOT PLAT/FILM FOR OFFSET REP		286		
370590 OTH PHOT PLAT/FILM	47	280	206	249
370610 CINEMAGRAPHIC FILM EXPO/DEVEL		311	714	3907
370690 OTH CINEMA FILM EXPOSE DEVELOP	307	3306	571	3763
370710 SENSITISING EMULSIONS	11190	56591	4589	48620
370790 OTH CHEM PREP, PHOTOGRAPHIC USE	25138	116433	16633	92232
380110 ARTIFICIAL GRAPHITE	1188	15348	3925	25724
380120 COLOIDAL/SEMI COLOIDL GRAPHITE	42	587	646	3851
380130 CARBONEOUS PASTE ELECTRODE		1855	334	3304
380190 OTH,PREP GRAPHITE O/T CARBON	10718	18904	1246	5864
380210 ACTIVATED CARBON	10596	110743	25058	91101
380290 OTH ACT CARBON/NAT MINER PROD	12398	72834	7455	44919
380300 TALL OIL WHETHER/NOT REFINED		135	243	708
380400 RESIDUAL LYE FROM WOOD PULP NS	21261	147915	10487	85276
380510 GUM,WOOD,SULPHAT TURPENTIN OIL	5920	9068	885	885
380590 OTH TERPENIC OIL CONIFER WOOD	76090	175599	9302	44415
380610 ROSIN AND ROSIN ACIDS	92355	457550	44498	581192
380620 SALT OF ROSIN/RESIN ACIDS DERV		40285	123	51812
380630 ESTERS GUMS	8689	58151	14697	57746
380690 OTH,ROSIN,SPIRIT,OIL,RUN GUMS	4517	27480	6633	51418
380850 INSECTICIDE/RODENTICIDE/ETC		5676	988	1236
380891 OTHER INSECTICIDES	493301	3286618	280955	2225545
380892 FUNGICIDES	178439	1483880	238659	1599355
380893 HERBICID,ANTISPROUTING PRODUCT	470328	3987234	768456	3412168
380894 DISINFECTANTS	17208	134594	23634	139061
380899 PLANT-GROWTH REGULATORS R.O-71	3513	55981	2260	54773
380910 FINISHING AGENT AMYLACOUS SUBS				4874
380991 OTH FINISHING AGENT ETC TX ETC	273332	1511098	247120	1460416
380992 OTH FINISHING AGENT DYE CARRIER	9818	164138	15046	111956
380993 OTH FINISHING AGENT DYE CARRIER	79729	410260	85657	521389
381010 PICKLING PREP METAL SURFACE	33437	171764	12365	183484
381090 OTH PREP FOR METAL SURFACE	77715	304049	40997	176006
381119 OTHER,ANTI-KNOCK PREPARATIONS	158	12772	1762	11787
381121 ADD LUBRICATE,PET OIL BIT MINE	338860	2260887	341777	2446646
381129 OTH ADDITIVE LUBRICATING OIL	21995	549059	118579	929331
381190 OTH PREP ADDITIVE FOR LIQU USE	159196	1186184	193239	1138089
381210 PREPARED RUBBER ACCELERATORS	18196	114514	18013	79457
381220 COMPOUND PLASTICIZER RUB PL	1059	7363	145	6151
381230 ANTI-OXIDISING PREPAR & COMPOU	58332	644056	55795	414300
381300 PREP/CHARG FIRE-EXTINGUISHERS	1566	25320	8736	29131
381400 ORGAN COMP SOLVENT/THINNER NES	32172	154223	71919	213180
381511 SUPORTED CATALYST WITH NI/COMP	18967	140942	26148	77053
381512 SUPORTED CATALYST WITH PR/METL		161340	261	77550
381519 OTHER,SUPPORTED CATALYSTS	76067	195891	28451	308571
381600 REFRACTORY CEMENT,MORTARS,CONS	110677	370284	54241	235675
381700 MIXE ALKYL-BENZEN&MIX AL-NAPHT	666777	3308282	936545	4744753
381800 CHEM ELEMENT/COMP DOP-ELECTRON	110	1315		1182
381900 HYDRALIC BRAKE FLUIDS/LIQUIDS	6449	78067	6237	56511
382000 ANTI-FREEZING PREP/DEICE FLUID	7718	109761	12443	83732
382100 PREP CULTURE MEDIA MICRO-ORGAN	13876	47352	7205	31504
382200 DIAGNOSTIC/LAB REAGENTS/PR-DIA	525363	3267440	635991	2928922
382311 STEARIC ACID	32186	135802	28303	134713
382312 OLEIC (OLIVE) ACID	3059	16011	5814	16856
382313 TALL OIL FATTY ACIDS	743	14477		7423
382319 OTH INDUS MONOCARBOXYLIC F.ACI	396672	1750372	371446	1870710
382370 INDUSTRIAL FATTY ALCOHOLS	14589	78763	24814	78642
382410 PREP BINDER FOUNDRY MOUL CORES	3555	51709	11994	59527
382440 PREPARED ADDITIVES FOR CEMENT	27765	190648	21597	126578
382450 NON-REFRACTORY MORTAR CONCRETE	6382	21150	1465	10698
382460 SORBITOL O/TH SUB-H-NO.2905.44	56471	291478	74450	331044

Contd.

10.11 Imports by Economic Categories (Detail)

I T E M S	(In Thousand Rupees)			
	DECEMBER, 2015	FROM JULY, 2015	DECEMBER, 2014	FROM JULY, 2014
382475 MIX CON CARBON TETRACHLORIDE				2
382478 CON (PFCs)/(HFCs)BUT NOT(CFCs)	10681	18121	261	15541
382479 OTH MIX CON HALOGE DER OF METH	20122	61361	9739	83669
382490 OTH,CHEMICAL PRODUCT/PREPARA	1413426	8188700	1569964	8256035
382590 OTH RESIDUAL OF CEHM.INDUSTRY	256	5124		67
382600 BODIESE&MIXTURE 70%WT-PET-OIL		148		
390110 POLYETHYLENE SP GRAVITY<0.94	2306592	16019569	2243809	15943704
390120 POLYETHYLENE SP.GRAVITY>0.94	2255062	14725441	1396631	11459880
390130 ETHYLENE-VINYL ACETATE COPLMER	208773	906910	241477	1218428
390190 OTH POLYMER OF ETHYLENE P.FORM	135248	1107920	215811	1155040
390210 POLYPROPYLENE	2888760	20768175	3395363	21364042
390220 POLYISOBUTYLENE		15703	4128	30682
390230 PROPYLENE COPOLYMERS	786207	6009072	1041963	5808756
390290 OTHER OLEFINS IN PRIMARY FORMS	16849	129823	14064	141868
390311 POLYSTYRENE EXPANSIBLE	12392	51141	13316	54442
390319 OTHER POLYSTYRENE	35790	194983	18803	276050
390320 STYRENE-ACRYLONITRILE COPOLYMR	28429	143585	25436	173546
390330 ACRYLONITRILE-BUTADINE-STYRENE	163794	1107629	219921	1193684
390390 OTH POLYMERS OF STYRENE,P-FORM	11477	82351	12298	78858
390410 POLYVINYL CHLORIDE,UNMIX SUBST	463254	2768120	191425	2120285
390421 OTH POLYVINYL CHLORIDE,NON-PLA	530	14280	14009	45303
390422 OTH POLYVINYL CHLORIDE PLASTIC	22228	139670	24398	148119
390430 VINYL CHLORIDE VINYL ACETATE	7125	23971	2585	18233
390440 OTH VINYL CHLORIDE COPOLYMERS	4210	45815	6159	32124
390461 POLYTETRALUOROETHYLENE	85	3251	233	433
390469 OTHER, FLUORO-POLYMERS	3706	13244	2815	5130
390490 OTH POLYMERS OF VINYL CHLORIDE	741	8746	367	5943
390512 POLYVINYL ACETATE AQUE DISPERS	6253	29702	4878	20565
390519 OTH POLYVINYL ACETATE (PVA)	1411	26463	13230	30695
390521 VINYL ACETATE COPOLYMERS AQUEO	45044	285724	36753	216158
390529 OTH VINYL ACETATE COPOLYMERS	15516	84582		68760
390530 POLYVINYL ALCOHOL W/N CON UNHY	136599	1089493	154889	943712
390591 COPOLYMERS	1641	12612	2326	9190
390599 POLYMERS OF OTHER VINYL ESTERS	29931	173930	45125	184155
390610 POLYMETHYL METHACRYLATE	16371	95772	14719	88482
390690 OTHER,ACRYLIC POLYMERS P/FORMS	358241	2264934	343212	2167075
390710 POLYACETALS	25078	100196	12983	96635
390720 OTHER POLYETHERS	899161	4442064	1154057	5226296
390730 EPOXIDE RESINS	120399	574238	50402	372755
390740 POLYCARBONATES	87609	575420	75529	541740
390750 ALKYD RESINS	2500	132833	36201	189322
390760 POLYETHYLENE TEREPHTHACATE(PET)	251110	2204677	579636	2432845
390770 POLY(LACTIC ACID)	3764	25095	24	24996
390791 OTHER POLYESTERS, UNSATURATED		17226	6592	19144
390799 OTH POLYESTERS IN PRIMARY FORMS	59838	253122	33378	180497
390810 POLYAMIDE-6,-11,-12,-6,6,-6,10	19578	108326	14859	110047
390890 OTH POLYAMIDE IN PRIMAR FORM	27108	203147	28806	194760
390910 UREA RESINS, THIOUREA RESINS	1867	7561	3682	23687
390920 MALAMINE RESINS	24139	122366	23781	89198
390930 OTHER AMINO-RESINS	220	3266	123	1657
390940 PHENOLIC RESINS	27399	137601	13938	128497
390950 POLYURETHANES	296073	1323828	164142	1266817
391000 SILICONES IN PRIMARY FORMS.	284958	1737499	281181	1683706
391110 PETROL/COUMARONE,INDENE RESINS	17030	116313	4404	55260
391190 OTH,POLYSULPHIDE,SULPHONE/PLAS	8911	67099	12994	63188
391211 CELLULOSE ACETATES,NON-PLASTI		583		
391212 CELLULOSE ACETATES,PLASTICISED	762	1549		
391220 CELLULOSE NITRATES(INCL COLLO)	52322	375118	71648	406817
391231 CARBOXYMETHYL CELLULOSE & SALT	58899	606345	115312	863952
391239 OTHER CELLULOSE ETHERS	128003	823479	150619	740155
391290 OTH CELLULOSE & CHEM DERIVATIV	23603	263838	13825	181322

Contd.

10.11 Imports by Economic Categories (Detail)

I T E M S	(In Thousand Rupees)			
	DECEMBER, 2015	FROM JULY, 2015	DECEMBER, 2014	FROM JULY, 2014
391310 ALGINIC ACID,ITS SALTS & ESTER	153370	786094	161338	940134
391390 OTH NATURAL POLYMERS/MODIFI	20867	171957	35799	255377
391400 ION-EXCHANGERS BASED ON POLYMR	26275	150371	23621	136980
391510 WASTE,ETC OF ETHLY/POLYM/PLAST	2629	8088	1885	4673
391520 WASTE,ETC OF STYRENE/POLY/PLAS				39859
391530 WASTEETC OF VINYL-CHLORIDE/PL	19122	102400	92035	453753
391590 WASTE,ETC PLASTIC/PARING	38881	162996	49152	302830
391610 MONOFILAMENT D>1MM RD/ST/PROFI	1706	4334	837	15742
391620 MONOFILAMENT D>1MM-PL PO VICHL	1354	16170	7707	41867
391690 OTH MONOFIL D>1MM PLASTIC-TOH	9101	82531	2775	56082
391710 ARTIFI GUTS OF HARDEN PROTEIN		9073	1829	2838
391721 TUBE,PIPE HOSES,RIGID,OF POLYM	5863	68430	5242	61719
391722 TUBE,PIPE HOSES,POLYMER OF PRO	5033	53841	19839	43380
391723 TUBE,PIPE ETC OF POLYMER VINYL	6914	59199	7371	89485
391729 TUBE,PIPE HOSE,RIGID,OTH PLAST	7119	312700	8639	95456
391731 FLEXIBLE TUBE,PIPE B-PRE27.6MP	14328	60845	8567	84797
391732 OTH,TUBE,PIPE HOSE W/OUT FITNG	3756	9257	1659	9493
391733 OTH TUBE,PIPE NOT REINFORCED	1393	42863	2703	8507
391739 OTHER TUBES,PIPES AND HOSES,	86618	582189	39962	248202
391890 FLOOR COVERING OF OTH PLASTICS	24387	76794	9556	91932
391910 SELF ADHESIVE PLAT,ETC W<20CM	151852	650655	115862	643362
391990 OTH,SELF-ADHESIV PLATE,W>20CM	311289	1833119	254336	1509985
392010 OTH PLATES,ETC PLASNON-CELULAR	179005	870280	221217	878316
392020 OTH PLATE,ETC PLAST NOT REINFO	136977	866065	107948	604755
392030 OTH PLATE,SHEET,ETC OF PLASTIC	723	173373	14238	123757
392043 OTH PLATE,MAT OF VINYL CHLORID	31693	235559	25700	169332
392049 OTH PLAT,ETC VINYL CHLORID FLX	101437	588027	74340	637606
392051 OTH PLATE,ETC ACRYLIC POLYMERS	1308	22109	898	34343
392059 OTH PLAT,ETC OTH ACRYLPOLYEER	5543	48271	2219	12095
392061 POLY CARBONATE IN PLATE, ETC	1089	12021		4750
392062 OTH PLATE ETC POLY(ETH TEREPH)	14452	209933	7172	84475
392063 OTH PLATE ETC UNSAT-POLYSTERS	14292	76435	9785	107106
392069 OTH PLATES ETC OF OTH PLYESTR	14900	76964	4452	31821
392071 OTH PLAT ETC PLAS OF REG CELUL		4354	2358	6222
392073 OTH PLATETC PLASTIC NON CELLU			130	130
392079 OTH PLAT ETC-PLAS OF CEL DERIV				207
392091 OTH PLATETC PLAS OF PO BUTRAL	4053	10433	3139	14572
392092 OTH PLAT ETC-PLAS OF POLYAMIDE	4555	9679	39	10148
392093 OTH PLAT ETC-PLAS OF AMINO-RES				162
392094 OTH PLAT ETC-PLAS OF PHENORESN	2408	8400		12671
392099 OTH PLAT ETC-PLAS OF OTH PLAST	40127	231984	42658	304496
392111 PLATES ETC OF PLAS POLY/STYREN	54	13921	3538	9799
392112 PLAT ETC PLASTIC CEL P-VIN-CHL	114943	637202	80142	297649
392113 PLAT ETC PLA CEL OF POLUURETHA	50867	416058	78439	550959
392114 PLAT ETC PLA CEL OF REGERATED	409	4399		6527
392119 FLAT SHET ETC PLA CEL OTH PLAS	26599	110696	11177	143692
392690 OTH, ARTICLES OF PLASTICS	364801	1939805	325878	1934138
400110 NATURAL RUBBER LATEX	144124	1129718	262145	1462680
400121 SMOKED SHEETS	136323	445744	221041	819739
400122 TECH SPECIFIED NATURAL RUBBER	183384	1169561	163339	938168
400129 OTHER NATURAL RUBBER	9524	100104	9597	93629
400211 STYRENE-BUTADIENE RUBBER LATEX	80095	588558	87034	654554
400219 STYREN BUTADIEN RUBER CARBYLA	207437	1942663	376595	1591924
400220 BUTADIENE RUBBER (BR)	9503	77220	3794	90947
400231 ISOBUTENE-ISOPRENE RUBBER(IIR)	147445	776776	180218	686774
400239 OTH,HALO-ISOBUTENE-ISOPRENE RU	156	54500	74	47281
400241 CHLOROPRENE RUBBER LATEX (CR),	26	450		424
400249 CHLOROPRENE RUBBER O/THAN LATX	4583	271858	30871	207326
400251 ACRYL BUTADIENE RUBBER LATEX	1473	1562		6
400259 ACRYL BUTAD RUBBER O/THAN LATEX	36114	338011	28437	200414
400260 ISOPRENE RUBBER (IR)		817		

Contd.

10.11 Imports by Economic Categories (Detail)

I T E M S	(In Thousand Rupees)			
	DECEMBER, 2015	FROM JULY, 2015	DECEMBER, 2014	FROM JULY, 2014
400270 ETHYL PROPLENE-NON-CONJUGATED	15871	131669	29145	121636
400291 OTH SYNTHETIC RUBBER FACTICE		3976	326	917
400299 OTH SYN RUBBER FACTICE D/F OIL	9871	129904	24360	119498
400300 RECLAIMED RUBBER PRIMARY FORM	26207	144621	22886	190042
400400 WASTE,PAROMGS&SCRAP O/T H-RUB	74386	443309	98758	667753
400510 COMP WITH CARBON BLACK OR SILI	50998	103220	11683	82855
400520 SOLUTION/DISPERS O/T H-4005.10	15	461	12	89
400591 PLATE,SHEET STRIP UN-VUL RUBER	3754	8416	1214	6192
400599 OTHER COMPOUNDED RUBBER	26773	123509	15898	121117
400610 CAMEL-BACK STRIP RETR RUB TYR	12	49		
400690 OTH FORM&ARTIC UNVULCAN RUBBER	130	4011	1278	28687
400700 UNVULCA RUBBER THREAD & CORD	20108	130996	13003	98566
400811 PLATE,SHEET ETC CELLU VULC RUB	11966	52656	5179	32221
400819 RODS&OTH FORMS OF CEL.VULC RUB	2087	8780	821	9340
400821 PLAT,SHET N-CELLU VULCANI RUBER	28164	176191	31497	313140
400829 RODS&OTH FORM OF N/CEL VUL RUB	6715	24703	6743	43953
400911 TUBE,PIPE OF RUBBER W/O.FITING	30791	194771	39904	164160
400912 TUBE,PIPE OF RUBER WITH FITING	3082	24897	1073	12105
400921 TUBE,PIPE OF RUB W/O.METL.FIT	39229	53285	1854	29721
400922 TUBE,PIPE OF RUB WITH METL.FIT	1028	8414	167	3448
400931 TUBE,PIPE RUB W/O TEX.METL.FIT	6637	78503	8302	48661
400932 TUBE,PIPE RUB W/TEX.METL.FIT	482	47347	35	19247
400941 TUBE,PIPE RUB W/O OTH.METL.FIT	4230	26644	3948	32216
401700 HARD RUBER IN ALL FORMS/ARTICL	1089	6093	2105	8041
410120 W.HID&SKIN BOV.WT8-10KG.UN.SPL		5523	6526	19404
410150 WHOLE,HIDE/SK BOV ANI F>16 KG	27726	248421	63091	376126
410190 OTH HIDES INCL BUTT,BEND&BELIE			3973	4940
410210 RAW SKINS OF SHEEP/LAMB W/WOOL	184628	853384	370259	1823228
410221 RAW SK SHEP/LAM W-OUT WOOL PKD	25997	111420		107932
410229 OTH RAW SK SHEP/LAM W/OUT WOOL	8980	92138	12747	135552
410390 OTH,HID/SK FRE SALTED,DRIED,LA	29515	294438	115999	577262
410411 HIDE/SKIN FULL GRAIN UNSPLIT	2125	11441		23025
410419 OTH HIDE,SKIN WET STATE	33323	169352	16842	89952
410441 HIDE,SKIN FULL GRAIN DRY STATE				23193
410449 OTHER HIDES DRY STATE(CRUST)	553	4067	12770	32885
410510 WET BLUE LAMB,SHEEP SKIN	88213	357870	88437	582604
410530 SHEEP/LAMB SKIN NO WOOL CRUST		579		10520
410621 GOAT/KID SKIN WET BLUE	58688	217811	74007	354949
410622 GOAT/KID SKIN CRUST	18235	32884	24977	58575
410691 OTH WET BLUE SKINS		1737		34
410692 OTH SKINS DRY STATE CRUST		1630		
410711 WHOLE HIDE SKIN FULL GRAIN BOV		3434		3057
410712 WHOLE HIDE/SKIN GRAIN SPLIT BV		11823		3138
410719 OTH WHOLE HIDE/SKIN BOV ANIMAL	92482	435089	60811	542982
410791 OTH HIDE INCL SIDES FULL GRAIN	74	341	152	189
410792 OTH HIDE INCL SIDE GRAIN SPLIT		4037	692	13963
410799 OTH LEATHER FURTHER PREPARED	19892	101709	8559	61478
411200 PREPARED LEATHER SHEEP/LAMB	2552	16170	16032	39282
411310 LEATHER PREP.AFTER TANN GOAT	15477	33942	1843	104608
411390 OTH LEA FURTHER PREP.AFTR TANE	2667	23831	5425	31737
411410 CHOMIS LEATHER				164
411420 PATENT LAMINATED METALIS LEATH	66	162	1246	15688
411510 COMP. LEATHER WITH BASIS LEATH	7819	45780	1768	82316
411520 PARINGS, OTH WASTE OF LEATHER	2746	5275		3229
430219 OTH,FURSKINS,WHOLE,W&W/OUT H&T	6037	20148	2928	14666
440110 FUEL WOOD,IN LOGS,BILLETS ETC				193
440310 WOOD TRET WITH PAINT,STAIN ETC		3740	4922	22173
440320 OTH,CONIFEROUS SPECIES ROUGH	39564	128462	26660	92482
440349 OTH,WOOD,NON-CONF SPECIES ROUG	35680	190393	38340	132477
440391 OTH WOOD OAK LOGS NON-CONFIFER		5386		
440399 WOOD OF OTHER NON-CONF SPECIES	236714	1012970	98840	373351

Contd.

10.11 Imports by Economic Categories (Detail)

I T E M S	(In Thousand Rupees)			
	DECEMBER, 2015	FROM JULY, 2015	DECEMBER, 2014	FROM JULY, 2014
440410 CONIFEROUS	16805	51088	6755	30404
440420 NON-CONIFEROUS			5	5
440799 OTH WOOD NON-CONF.SPECIES	114323	774316	134793	894389
440810 CONIFEROUS SHEET FOR VENEERING	9028	48253	9562	35139
440831 VENEER/DARK RED MERANTI SHEETS		1521		1547
440839 OTH VENEER SHEET/TROPICAL WOOD	2467	28758	4173	24014
440929 OTHER NON-CONIFEROUS WOOD	65	1418	10	908
441011 PARTICLE BOARD OF WOOD	3898	43715	6739	94942
441012 ORENTED STRAND BOARB UN-WORKED		3947	749	5145
441019 OTH P-BOARD OF LIGNEOUS MATERI	385	460		37
441090 OTH P-BOARD NOT AGGLOM W-RESIN	520	1936		1691
441112 MEDIUM DENSITY BOARD (MDF)	183524	927106	98232	602351
441113 (MDF)THICKNESS 5MM TO 9MM	21536	218234	32247	168670
441114 (MDF)THICKNESS EXCEEDING - 9MM	132962	715658	166665	676183
441192 OTH (MDF)DENSITY EXC 0.8 g/cm3		171		
441193 OTH (MDF)DENSITY 0.5-0.8g/cm3	164861	724584	68127	552110
441194 OTH (MDF)DENSITY NOT> 0.5g/cm3	395	4374		6944
441210 P-WOOD,VENEER PANELS OF BAMBOO				197
441232 OT P-W OUTER PLY NON-CONIFE-WD	29995	220551	21422	136770
441239 OTH PW CONSIST OF WD SHEET-6MM	34302	80060	3450	41808
441294 OTH BLOCKBOARD,LAMINATED&BATEN	2405	4330	1198	4791
441299 OTH PW CONSIST OF WOOD SHEET	1854	27791	130	1202
441400 WOODEN FRAMES FOR PAINTINGS	475	6436	940	3840
441510 CASES,BOXES,CRATES,SIM/PACKING	1204	4373	29991	39594
441520 BOX PALLETS& OTHER LOAD BOARD	702	1991	35	12830
442190 OTHER,ARTICLES OF WOOD	14155	56193	6311	71180
450110 NATURAL CORK,RAW/SIMPLY PREPAR		404	950	3556
450190 WASTE CORK,CRUSHED,GRANULATED	518	2744	2597	6116
450310 CORKS AND STOPPERS		11	6	6
450390 OTHER ARTICLE OF NATURAL CORK	13	528		50
450410 BLOCK PLATE SHEET,STRIP CORK	3757	14628	1496	10340
460290 OTH BASKET/WICKERWORK/LOOFAH	1259	4230	714	2863
470100 MECHANICAL WOOD PULP	36616	203405		324226
470200 CHEM WOODPULP,DISSOLVING GRADE		40820	9782	52221
470311 CHEM WOODPULP UNBLECHED CONIFE	45356	443229	22950	499793
470319 CHEM WOODPULP UNBLE NON CONIFE	11327	42041		
470321 CHEM WOODPULPSEMIBLEACH/BLEACH	339620	1793208	393620	1853771
470329 OTH CHEMWOODPULP BLE/SEMI-BLEH	205953	1544301	193716	1715999
470429 CHE W-PULP,S-BLE/BLE NON-CONIF	25308	86391	5385	150443
470500 SEMI-CHEMICAL WOOD PULP	46033	427628	56636	675376
470610 COTTON LINTERS PULP				
470620 PULP OF FIBRES DERI FROM W-SCR		22075	12487	23565
470630 OTH PULP FROM WASTE OF BAMBOO		9000		
470691 PULP OTHER CELL MATERIAL MECH		59		
470710 UN-BLEACHED KRAFT PAPER	199	24125		96345
470720 RECOVERED PAPER/PAPER BOARD BL		2442		
470730 PAPER/PAPERBOARD MACHINE PULP	4198	6642	525	7491
470790 WASTE & SCRAP OF OTHER PAPER	171530	1061755	151903	985771
480100 NEWSPRINT,IN ROLLS OR SHEETS	641327	2697309	504283	3178490
480210 HAND-MADE PAPER & PAPERBOARD		1256	1	288
480220 PAPER/P-BOARD PHOTO-SENSITIVE	12	589	56	3719
480240 WALL PAPER BASE			35	56
480254 OTH PAPER & PAPERBOARD<40G/SQM	7016	31655	9120	35155
480255 OTH PAPER&PAPERBOARD>40-G/SQM	197866	1478686	182130	1384984
480256 OTH PAPER&PAPERBOARD IN SHEETS	11	34779	67963	279841
480257 OTH PAPER WT 40-150 G/M2	11495	143640	20042	260896
480258 PAPER & BOARD WT>150G/M2	55928	336383	63036	319086
480261 OTH PAPER&PAPERBOARD IN ROLLS	722	2951	153	442
480262 OTH PAPER&PAPER BOARD IN SHEET	341922	1780161	174300	1140776
480269 OTH U-C CARBONISING BASE PAPER	1337	4268	1208	8192
480300 TOILET FACIAC TISSUE/TOWEL ETC	31575	150173	21834	117987

Contd.

10.11 Imports by Economic Categories (Detail)

I T E M S	(In Thousand Rupees)			
	DECEMBER, 2015	FROM JULY, 2015	DECEMBER, 2014	FROM JULY, 2014
480411 KRAFTINER UN COATED UN-BLEACH	118345	862010	123980	690391
480419 OTH KRAFTLINER UNCOAT ROL/SHET	150397	518701	94661	452869
480421 SACK KRAFT PAPER,UNBLEACHED	409973	2403239	448906	2506777
480429 OTH SACK KRAFT PAP UN-COT RISH	1098	1098	13338	21721
480431 OTH KRAFT P1BORD WT150G/SQMUNB	24845	222567	37916	192772
480439 OTH UNC K-P/BORD WT150G/SQMUB	7386	93486	17658	155503
480441 OTH KR.P/BORD W>150G<2259-UNBL	69	3303		
480442 OTH KRAFT 150-225G BLECH	2726	11325	1758	17250
480449 OTH KRAFT PAPER IN ROCC/SEETS		6		3265
480451 OTH KRAFT PAPER 225G ON BLEACH		5632		5491
480459 OTH KRAFT PAPER IN ROLL 225G	22327	91328	6	64166
480511 SEMI-CHEMICAL FLOUTING PAPER	84916	183942	13748	35654
480512 STRAW FLUTING PAPER	828	1077	20	68
480519 OTHER FLUTING PAPER	27394	258881	158045	286602
480524 TESTLINER BD WT150G/M2 OR LESS	3775	59823	7497	72629
480525 TESTLINER BOARD WT>150 G/M2	4979	53774	17232	88324
480530 WRAPPING PAPER,UNCOAT	7806	141038	40666	155722
480540 FILTER PAPER/PAPERBOARD,UNCOAT	5560	16902	1988	7170
480550 FELT PAPER/PAPERBOARD,UNCOATED		13		
480591 OTH P&P/ BOARD<150G UNCOATED	37923	191426	24725	135431
480592 OTH P&P/BOARD 150-225G UNCOAT	20246	51389	18925	89280
480593 OTH P & P BOARD<225G UNCOATED	15988	98096	13741	89241
480610 VEGETABLE PARCHMENT PAPER	1196	3604		3882
480620 GREASEPROOF PAPERS	3416	14033	2939	10028
480630 TRACING PAPERS	1921	14956		13484
480640 CLASSINE/GLAZED TRANSPA PAPER	4885	69989	7619	84680
480700 COMPOSITE P/BOARD STICKING FLA	6252	19309	7329	33613
480810 CORRUGATED P&P/BOARD PERFORTED				264
480840 SACK KRAFT PAPER CREPED/EMBOSD	32	1915	488	1353
480890 OTH PAPER,CREPED/EMBOSSD/PERF	3442	28001	2373	23130
480920 SELF COPY PAPER	40537	216016	43136	215689
480990 OTH COPYING / TRANSFER PAPERS	2064	14630	5336	21261
481013 P&P/BOARD FOR WRITING/PRINTING	148153	975316	83928	683159
481014 P&P/B IN SHEET 1-SIDE<435/297M		10394		139
481019 OTH PAPER&PAPERBOARD IN SHEET	29527	337086	27801	307149
481022 LIGHT WEIGHT COATED PAPER	1606	5702		9543
481029 OTH LIGHT WEIGHT COATED PAPER	190869	1217896	173105	1799934
481031 KRAFT PAPER&BOARD WT 150G/M2				1201
481032 KRAFT PAPER&P/BOARD WT>150G/M2		17928	12229	40841
481039 OTH KRAFT PAPER&P/BOARD BLEACH	847	2625	1119	5262
481092 OTH PAPER&P/BOARD MULTI-PLY	672366	4953413	716077	5457199
481099 OTH PAPER&P/BOARD COATED	40769	117320	11994	165089
481110 P&P/BOARD,TARRED,BITUMINISED		31	2976	3189
481141 GUMMED ADHESIVE PAPER & BOARD	173396	1496881	122741	562183
481149 OTH GUMMED/ADHESIVE P&P/BOARD	14421	164126	49487	128661
481159 OTH P&P/BOARD PLASIC COAT.	173236	1217499	168070	1763033
481160 P&P/BOARD COATED WAX COVERED.	38018	294812	20778	257063
481190 OTH P&P/B CELLULOSE WADDING	160325	855946	131229	723221
481320 CIGRETTE PAPER IN ROLL WTH SCM	39279	312201	69922	345344
481390 OTH CIGARET PAPER,BOOKLET/TUBE	44868	304006	93808	373404
481420 WALL PAPER COVERD WITH GRANITE	24783	124506	9989	69305
491199 OTHER, PRINTED MATTER	18728	234988	42623	536910
500100 SILK-WORM COCOONS FOR REELING		430		1138
500200 RAW SILK (NOT THROWN)	15630	117503	4722	44086
500300 SILK WASTE, YARN WASTE&G-STOCK		1755		2595
500400 SILK YARN,NOT RETAIL SALE	25486	224639	17521	192154
500500 YARN SPUN FROM SILK,WASTE NRS	60281	333341	73595	319801
500790 OTHER SILK FABRICS	84101	690242	209334	1286269
510111 SHON WOOL GREASY	449	8775	3076	9347
510119 OTHER GREASY FLEECE WSHED WOOL	15622	413170	22906	330601
510121 SHORN WOOL, DEGREASED		15194		

Contd.

10.11 Imports by Economic Categories (Detail)

I T E M S	(In Thousand Rupees)			
	DECEMBER, 2015	FROM JULY, 2015	DECEMBER, 2014	FROM JULY, 2014
510129 OTHER DEGREASED WOOL NOT CORBO			10704	34099
510130 CARBONISED WOOL		49013	10142	35154
510220 COARSE ANIMAL HAIR				6
510510 CARDED WOOL		880	278	773
510529 OTHER WOOLTOPS&COMBED WOOL		33214		19465
510531 FINE ANIMAL HAIR,CARDED/COMBED			1888	18730
510539 OTH F-ANIMAL HAIR,CARD/COMBED		14		65
510610 YARN OF CARDED WOOL 85% WT WOL	17795	146192	30811	157113
510620 YARN OF CARDED WOOL<85% W WOL	38279	134994	25151	122690
510710 YARN OF COMBED WOOL-WOOL=>85%	2236	16260	8186	30531
510720 YARN OF COMBED WOOL-WEIGHT<85%		16023		9680
510910 YARN OF WOOL /ANIMAL HAIR 85%>		935	1222	2477
510990 OTH YARN OF WOOL / ANIMAL HAIR		2135		
520100 COTTON, NOT CARDED OR COMBED.	15227201	32464455	1727880	11435507
520210 YARN WASTE(INCL.THREAD WASTE)	1511	8119	3113	14496
520291 GARNETTED STOCK		797		
520299 OTHER COTTON WASTE	18501	114316	27092	105063
520300 COTTON, CARDED OR COMBED.		67		1679
520411 COTTON SEWING THREAD 85%/MORE		427		
520419 OTH COTTON SEWING THREAD 85%>	548	7204	1554	2425
520420 COTTON SEWING THREAD,RETL SALE	2879	3054	191	779
520511 SIN.COT.YAR.U.COM.FIB.D-714.29	15815	165830	19358	106461
520512 S-COT.YARN UCF.D-232.56-714.29	118021	361084	71628	400989
520513 S-COT.YARN UCF.D-192.31-232.56	326941	405606	78645	91217
520514 S-C. YARN UCF D-125.00-193.31.	14980	14980	5143	29246
520515 S/C YARN UCF.D< 125.00-193.31.	9024	21100		42463
520521 S/C YARN COM.FIB D-714.29/MORE		2540		
520522 S/C YARN LF.DX.232.56-714.29	39929	378202	76483	383711
520523 S/C.YARN LF.DX.192.31-232.56	4782	19253		
520524 S/C YARN COM.FIB.125-192.31-DX	95713	216630	4639	45903
520526 S/C YARN LF. DX. 106.30-125.		18687	6979	216121
520527 S/C YARN COM.FIB.106-36-125-DX	112795	931559	372854	1347366
520528 S/C YARN COMBED FIB.< 83.33-DX	258510	1332699	383450	1638178
520531 MUL/CAB.C/Y.ULF.>714.29DECITEX	38030	198070		33109
520532 MUL/CAB C/Y ULF.232.56-714.29D	2699	4368	994	10810
520535 MUL/CAB.C/Y UN.COM.FIB<125.DX.		14607		107734
520542 MUL/CAB.C/Y CF.232.56-714.29DX	3440	30186	11955	48135
520547 MUL/CAB C.Y CF.83.33-106-38 DX	2456	30484		
520548 MUL/CAB.C/Y COM.FIB.< 83.33.DX	8012	19887	3580	52951
520611 S/C YARN UN COM. FIB>714.29 DX	10788	34631	6118	46987
520612 S/C YARN UN.COM. FIB.<71429.DX	7304	55499	2417	15801
520615 S/C YARN UN.COM. FIB.<125DX.				969
520622 S/C YARN COMBED FIB.<714.29DX		85		
520624 S/C YARN COMBED FIB< 192.31DX		9826		
520625 S/C YARN COMBED FIB<125 DX		4776		
520632 MUL/CAB C/Y UCF<D714.29,232.56		166		
520635 MUL/CAB C/Y UN-COM F/B<125DX		7186		10290
520710 C/Y CON>85 % WT OF COT PER-SAL	21	1199	58	654
521225 OTH W-FAB COT PRINTED>200G/SQM		229	162	1650
530121 FLAX,BROKEN OR SCUTCHED N-SPUN			425	4063
530129 OTH, FLAX,HACKLED NOT SPUN	132	87295	25808	68086
530290 OTH,TRUE,HEMP RAW,PROSS N-SPUN		1		
530310 JUTE/OTH TEXT BAST FIB RAW/RET		1843998	535086	1958149
530390 OTH, WASTE OF JUTE&TEXTILE FIB		5573		22974
530500 COCONUT,ABACA RAMIE,RAW/PROCE	5520	73753	7508	75687
530610 SINGLE FLAX YARN	3444	22107	330	55655
530710 SINGLE,YARN OF JUTE OR OTH FIB	14118	56793	9907	28948
530720 MULTIPLE OR CABLED YARN(RAMIE)	278	1069	3818	22925
530810 COIR YARN	5438	24034	4231	20531
531100 WOV FAB OF OTH VEG TEX FIB	235	1359	1124	2279
540110 SEWING THREAD SYTHA FILAMENT	35273	217483	35600	316704

Contd.

10.11 Imports by Economic Categories (Detail)

I T E M S	(In Thousand Rupees)			
	DECEMBER, 2015	FROM JULY, 2015	DECEMBER, 2014	FROM JULY, 2014
540120 SEWING THREAD ARTIFICIAL FILAM	218478	1616178	139167	952868
540211 HIGH TENANCITY YARN OF ARAMIDS	4169	4481		
540219 OTH HIGH TENANCITY NYLON YARN	63	2486	12143	31318
540220 HIGH TEN YARN OF POLYESTERS	17516	68737	9886	34879
540231 FILAMENTS YARN NYLON POLY 50	91521	567450	71549	665580
540232 FILAMENTS YARN NYLON/OTH POLY	16212	70944	23503	106730
540233 FILAMENTS YARN OF POLYESTERS	1677069	9529464	1806396	9842977
540234 TEXTURED YARN OF POLYPROPYLENE	41863	155634	8421	84502
540239 OTH, SYNTHETIC FILAMENTS YARN	18313	143986	23747	222273
540244 OTH YARN SINGLE UN-TWIST/TWIST	486428	2566856	419959	2549606
540245 ELASTOMERIC YARN OF NYLON	71547	319887	83827	313452
540246 ELASTOMERIC YAR,POLY-PARTIALLY	3206	29103	100	30913
540247 ELASTOMERIC YARN OF POLYESTERS	507338	3032335	665101	3070870
540248 O-ELASTOMERIC OF SPANDEX/LYCRA	14535	54113	6009	33412
540249 OTH,YARN,SINGLE,50 TURNS/MTR	13678	54216	1364	97720
540251 OTH S/Y TWIST>50/M NYLON,POLYA		3753	2658	19083
540252 OTH S/Y TWS>50/M OF POLYESTER	54774	199767	52589	197762
540259 OTH S/Y TWS>50M OF OTH POLYEST		595	16329	17529
540261 OTH Y-MULTIPLE/CAB NYLON/POLYM		12956		66063
540262 OTH Y-MULTI/CAB OF POLYESTER	84678	447767	115087	584145
540269 OTH Y-MULTI/CAB NOT RETAIL SAL	13964	92635	8630	73574
540331 OTH Y/S UN-TWST VISCOSE RAYON	1001030	5216852	930547	5061461
540332 OTH Y/S VIS RAY >120TURNS/MTRS	406121	2594434	332160	2607403
540333 OTH YARN,SINGLE CELLULOSE ACET	7098	22043	1100	33205
540339 OTH ARTIF FILAMENT YARN SINGL	95062	554283	41564	261914
540341 OTHER YARN OF VISCOSE RAYON	2182	12616		33071
540349 OTH ARTI FILAMENT YRN VIS RAYO	139	225		3002
540411 ELASTOMERIC SYN-MONOFILAMENT	559	2687	184	15572
540412 OTH MONOFILAMENT OF POLYPROPYL	3648	24730	8922	18560
540419 OTH SYN MONOFILAMENT OF 67-DEX	23572	122427	16060	79940
540490 OTH SYNTH YARN & SYNTH TEX MAT	1927	97585		70124
540500 ARTIFICIAL MONOFILAMENT67D/MORE				499
540834 OTH WOV FAB ART.FIL YARN PRINT			139	272
550110 SYN FIL TOW NYLON/OOPOLYAMIDES		50		
550120 SYN FILAMENT TOW OF POLYESTERS		12443	5100	44431
550130 ACRYLIC OR MODACRYLIC	340805	1645089	218306	1318784
550190 SYNTHETIC FILAMENT TOW,N.S.	2061	2065		25374
550200 ARTIFICIAL FILAMENT TOW	438528	2222967	595337	2560135
550311 SYN STAPL FIB OF NY OF ARAMIDS	1041	34847	1414	14435
550319 OTH SYN STSPL FIB NOT CARD/COM		18794	946	168429
550320 SYN STA FIB POLYESTER N-CRD/CD	873513	5951425	1454582	8414872
550330 SYN STA FIB ACRYLIC N-CRD/COMD	297476	3306750	226420	2253449
550340 SYN STAFIB POLYPROPYLENE N-C/C		6227	1830	7622
550390 SYN STAPLE FIB NOT CARDED/COMB	20142	72375	2420	7772
550410 ART-STA FIB VIS RAYON N-CRD/CO	1087575	10416625	1166236	10497484
550490 OTH ART STAPLE FIB NOT CARDED	715365	3294180	352970	3100851
550510 WASTE SYNTHETIC FIBRES		689	1432	5977
550520 WASTE ARTIFICIAL FIBRES	488	491	2302	3604
550610 SYN STA FIB CRD,COM SPIN NYLON		5661		31369
550620 SYN STA FIB CRD,COM SPN POLYES	22282	105478	36416	133186
550630 ACRYLIC FIBRES CARDED/COMBED	2814	6646	440	1561
550690 SYNTHETI FIB CARDED/COMBED NS		3932	157	992
550700 ARTIFI STAPLE FIB CARDED/COM	454	1037		
550810 SEWING THREAD SYN STAPLE FIBRE	442	8590	872	18134
550820 SEWING THREAD ART STAPLE FIBRE				48855
550911 S/Y STA FIB 86% WT NYLON	3339	87315	11298	483371
550912 MULTI CAB YRN SYN FIB NYL 85%W		5655		
550921 S/Y SYN STA FIB 85% WT POLYSTR	142373	2096167	472680	2803141
550922 MULTI STA FIB 85% W POLYESTER	160107	776713	89365	570264
550931 SINGLE YARN85% OR MORE ACRYLIC	18190	80615		79332
550932 MUL/CAB YARN 85% ACRYLIC FIB	139816	526220	156342	407123

Contd.

10.11 Imports by Economic Categories (Detail)

I T E M S	(In Thousand Rupees)			
	DECEMBER, 2015	FROM JULY, 2015	DECEMBER, 2014	FROM JULY, 2014
550941 SINGLE YARN 85% WT SYN STA FIB	7464	94095	14638	36709
550942 MUL/CAB YARN SYN STA FIB 85%WT	1583	2357		
550951 O/YRN POLYES STA FIB MIX ARTIF	183376	1620962	277933	1419329
550952 O/YRN MX WITH WOOL/FINE A-HAIR		619		
550953 OTH YRN OF POLYESTER MIX COTTN		31094	3540	11589
550959 OTH YRN OF POLY STAPLE FIBRE	25737	224834	27223	194068
550961 O/YRN OF ACRYLIC S-FIB MX WOOL		2342		76340
550962 OTH YARN ACRYLIC MIX COTTON		51		4220
550969 YARN ACRYLIC FIB NOT FOR R-SAL	103475	288756	43736	270569
550999 OTH YARN SYN FIB NOT FOR R-SAL	425	14855	15365	62556
551011 S/YRN ART STA FIB>85% STAPLE-F	16807	608506	43737	722493
551012 MUL/CAB YARN ART STA FIB>85%W		8803	452	23772
551030 O/YRN ART STA FIB MIX COT-NRS		6410		17
551090 O/YRN ATT STA FIB<85%ART ATA-F		11465	105	4348
551120 YARN<85% BY WT SYN STAP FIBRE				18946
560290 OTH FELTS,NOT IMPREGNATE,COAT	14274	101990	12472	82031
560311 N-WOVNS, M-MADE FILA>25G/SQM	100383	513525	87413	378720
560312 N-WOV,M-MAD FIL>25G/SQM>70GSQM	80763	514166	123531	629168
560313 N-WOVNS,M-MAD FIL>70G/SQM>150G	45612	230850	42538	154791
560314 N-WOV,M-MAD FLAME WT>150G/SQM	15327	243312	17806	105811
560391 OTH NONWOVENS, WT>25 G/SQM	107	1883		2252
560392 OTH N-WOV,WT>25G/SQM>70 G/SQM	11386	54421	4340	18681
560393 OTH,NON WOVEN>70G/SQM>150G/SQM	2280	22423	1497	11628
560394 OTH,N-WOVEN WEIGHING>150G/SQM	176963	1127015	195293	1072062
560410 RUBBER THREA AND CORD,TEX COVE	3962	10873	1421	18710
560490 OTHER,TEXTILE COVERED MATERIAL	4515	60933	5726	51104
581099 OTH TEXTILE MATERIAL.	711	6797	8	385
581100 QUILTED TEXTILE PRODUCT PIECE.	3710	33088	9253	33028
590110 TEX FAB.GUM COATED/AMYLAC,SUBS	2470	4591	1260	17675
590290 OTH,TYRE CORD FAB YARN VIS-RYN		1036	242	364
590310 TEX.FAB.IMP,COV/LMTD PICAL.	151148	818474	133842	754917
590320 TEX.FAB IMP,COATED,POLYURETHAN	114576	851697	172109	1015437
590490 OTH FLOOR COVERINGS, LINOLEUM	24	364		
590500 TEXTILE WALL COVERINGS.				98
590610 ADHESIVE TAPE < 20 CM	5528	22992	1300	14930
590691 RUBBERISED TEX FAB,KNIT/CROCH		308	1009	4952
590699 OTHER,RUBBERISED TEX FAB,N.S	14222	53517	11243	58488
590700 TEXTILE FABRICS O/W IMPG/COATD	35690	261565	15590	130563
630800 SETS OF WOVEN FABRICS AND YARN		216		35
630900 WORN CLOTHING&OTH WORN ARTICLE	1626132	8106739	1080182	6208704
631010 USED&NEW RAGS,SCRAP,TWINE,ETC		135		1840
640590 OTHER FOOTWEAR	51450	397768	9820	67647
640610 OTH PARTS OF FOOTWEAR N.S.	126	71832	1722	44261
640620 OUTER SOLE/HEEL OF RUB/PLASTIC	19860	87709	14026	63028
640690 PARTS OF FOOTWEAR/OTH MATERIAL	2138	22160	1055	22850
650100 HAT-FORM/BODY,HOODS OF FELT		21		231
700800 MUL-WALLED INSULATE UNIT GLASS	5820	34456	5281	72085
700910 REAR VIEW MIRRORS FOR VEHICLES	9223	43055	5741	33140
700991 UNFRAMED GLASS MIRRORS	76007	336890	70708	342472
701399 O-GLASSWARE INDOOR DECORATION	225810	1021999	218315	1074928
701890 OTH GLASS ART O/T IMI-JEWELERY	7452	60332	4819	22227
701911 SILVER/ROVINGYARN C/STAND=50MM	211	1889	128	520
701912 ROVINGS	5306	59489	8506	46313
702000 OTH ARTICLES OF GLASS	8961	46079	2702	18043
710122 CULTURED PEARLS WORKED		39		
710310 UN-WORKED/SIMPLY SAWN PRE-STON	1705	10656	977	19670
710399 OTH SEMI/PRE STONES WORKED N.S		627	42	42
710420 OTH UN-WORKED SAWN,SYN PRE STO		47		
710590 OTH DUST/POWDER NAT SYN PRE ST				31
710610 SILVER POWDER				6
710691 SILVER UNWROUGHT	105357	273756	120865	369208

Contd.

10.11 Imports by Economic Categories (Detail)

I T E M S	(In Thousand Rupees)			
	DECEMBER, 2015	FROM JULY, 2015	DECEMBER, 2014	FROM JULY, 2014
710692 SEMI-MANUFACTURED SILVER	6985	28059	4401	44985
711019 OTH PLATINUM OTH SEM MFG FORM	173	173		2930
711049 OTH MET-PLAT GRUD/ALOY S-MED F				179
730890 OTH STRUCTURE OF IRON OR STEEL	1257772	3998373	458118	2595258
730900 RESERVATORS,TANKS,VATS SIMICONT	11270	77004	6584	108712
731010 TANKS,CASKS,DRUMS,CANS,BOX>50	504	6618	183	11130
731021 CAN,CLOSED BY SOLD/CIMP CAP<50	19510	80685	24621	53665
731029 OTH TANK,CASK,DRUM,BOX CAP<50	33073	173899	39844	459917
761090 ALUM STRUCTURE & PARTS N.E.S.	7348	173167	54768	409986
761100 ALUM RESERVOIRS,TANKS VATS ETC				76
761210 COLLAPSIBLE TUBULAR CONTA ALUM	3113	16742	2331	12198
761290 OTH CASKS,DRUM,CAN,BOXES ALUMI	134406	1023062	54436	798052
890800 VESSELS&F-STRU FOR BREAKING UP	3078158	11638917	4005857	34584085
900110 OPTICAL FIB,OPTI FIB BUNDLES	38201	266902	24609	186050
900120 SHEET,PLATE OF POLARISING MATE		73		397
900130 CONTACT LENSES.	384	7810	914	6519
900140 SPECTACLE LENSES OF GLASS.	4681	23276	6464	25558
900150 SPECTACLE LENSES OTH MATERIAL	3645	13815	2269	8720
900190 OTH LENSES, PRISMS, MIRRORS	898	11242	535	4334
900211 OBJETIVE LENSE CAMRA/PROJECTOR	395	3002	333	2893
900219 OTHER OBJECTIVE LENSES.	721	12631	10	1849
900220 FILTERS FOR OBJECTIVE LENSES	27	295	170	196
900290 OTH,MOUNTED OPTICAL ELEMENTS	495	9271	4911	25284
900311 FRAMS,MOUNTINGS OF PLASTICS	2061	6265	549	5587
900319 FRAM,MOUNTING OF OTH MATERIAL	10596	49075	5718	22919
900390 PART FOR FRAMES&MOUNT SPECATLE	51	130	7	89
900410 SPECTACLES,GOGGLES SUNGLASSES	23484	149228	25386	146007
900590 PARTS/ACCESSORIE OF BINOCULARS	58	81	18	2876
900610 CAMERA FOR PREPARE PRINT PLATE		224		
900630 CAMERA USED IN UNDERWATE SURVY				15
900640 INSTANT PRINT CAMERAS				412
900651 CAMERA(SLR) FOR FILM WD!>35MM				19
900659 OTH CAMERA PHOTOGRAPHIC	259	490	463	1631
900661 DISCHARGE LAM FLASHLIGHT APPAR	35	890	397	578
900669 OTH PH-GRAPHIC FLASHLIGHT APPA	89	434	115	1059
900691 PARTS,ACCE PHOTOGRAPHIC CAMERA	916	5541	553	3314
B. CAPITAL GOODS TOTAL	38200669	201733501	34759484*	196906219
250100 SALT/PURE SODIUM CHLORIDE	4619	22375	3532	18588
250300 SULPHUR OF ALL KINDS	56756	439963	48307	334451
250410 NATURAL GRAPHITE OF ALL KINDS	7626	39122	1592	42290
250490 OTHER,NATURAL GRAPHITE	53	234		1523
250510 SILICA SANDS AND QUARTZ SANDS	2912	6612		6501
250590 OTHER NATURAL SANDS	728	4633	82	23719
250610 QUARTZ (O/T NATURAL SANDS)		2494	396	1393
250700 KAOLIN & OTH KAOLIN CLAYS	47193	356458	55647	348764
250810 BENTONITE	8270	40867	19458	44378
250830 FIRE-CLAY	2399	4901	415	2427
250840 OTHER CLAYS	8814	38828	4829	32965
250860 MULLITE			2044	4092
250870 CHAMOTTE OR DINAS EARTHS				731
250900 CHALK	12943	67717	16427	77686
251110 NATURAL BARIUM SULPHATE	11305	35385	3049	16370
251200 SILICEOUS FOSSIL MEALS		5588	2230	10594
251310 PUMIC STONE W/NOT HEAT TREATED	8951	53546	4467	28329
251320 EMERY,NATURAL CORUNDUM,GARNET	2583	20855	3812	30098
251511 MARBLE/TRAVERTINE,CRUDE ROUGH	100495	190496	1990	52521
251512 MARBLE,TRAVERTINE,MERELY CUT	229	2978		2692
251611 GRANITE,CRUDE/ROUGHLY TRIMMED	862	15106	3508	7561
251612 GRANITE,MERELY CUT,BY SAWING				3367

Contd.

10.11 Imports by Economic Categories (Detail)

I T E M S	(In Thousand Rupees)			
	DECEMBER, 2015	FROM JULY, 2015	DECEMBER, 2014	FROM JULY, 2014
251620 SANDSTONE,CRUDE/ROUGHLY TRIMED	479	977	523	1202
251690 OTH MONUMENTAL BUILDING STONE				1828
251710 PEBBLES,GRAVEL/CRUSH STONE ETC		56	132	213
251741 GRANULES,CHIP & POWDER,MARBLE	3204	3834		1335
251749 OTH GRANULE,CHIPPING & POWDER	231	7021		754
251810 DOLOMITE, NOT CALCINED	1073	1073		
251830 DOLOMITE RAMMING MAX		2673	4096	7351
251910 NAT.MAG.CARBONATE (MAGNESITE)		1153		
251990 OTH FUSED MAGNESIA,DEAD BURNED	1698	49691	9079	64723
252010 GYPSUM; ANHYDRITE	3770	27505	2957	20490
252020 PLASTERS OF CALCINED GYPSUM	21	3443	636	3633
252100 LIMESTONE FLUX;LIMESTON CEMENT	271	2132		
252210 QUICKLIME		446		
252220 SLAKED LIME	608	4188		1303
252230 HYDRAULIC LIME		269		29
252310 CEMENT CLINKERS	11398	94055	78	2709
252321 WHITE PORTLAND CEMENT				223
252329 OTHER PORTLAND CEMENT	40639	348674	54239	375459
252330 ALUMINOUS CEMENT(CEMENT FONDU)	1078	2636		899
252390 OTHER HYDRAULIC CEMENTS	26019	197346	28037	228861
252410 ASBESTOS CROCIDIOLITE				2293
252490 OTHER ASBESTOS	10738	71474		144117
252520 MICA POWDER	38	3814		1091
252610 NATURAL STEATITE,NOT CRUSHED	3775	34182	601767	1969275
252620 NATURAL STEATITE,CRUSH/POWDER	3824	25312	5345	16384
252800 NATURAL BORATES & CONCENTRATES		123		94
252910 FELDSPAR		1727		37
252921 FLUORSPAR<97% CALCIUM FLORIDE	63	148		
252922 FLUORSPAR>97% CALCIUM FLORIDE	1126	1237	639	7492
252930 LEUCITE;NEPHELINE,NEPH SYENITE		4103		
253010 VERMICULITE,PERLITE CHLORITES	578	5981		1614
253090 OTHER,MINERAL SUBSTANCES	40536	206924	25172	200528
260111 IRON ORES,CONCEN,NON-AGGLOMERT		142300	318346	1800513
260200 MAGANESE ORES & CONCENTRATES				116543
260300 COPPER ORES AND CONCENTRATES			43	43
260400 NICKLE ORES AND CONCENTRATES				111
260700 LEAD ORES AND CONCENTRATES	1992	5529	464	5128
260800 ZINC ORES AND CONCENTRATES		3662		
261000 CHROMIUM ORES AND CONCENTRATES	6115	8901	1191	16411
261390 MOLYDENUM ORES/CONC O/T ROAST	64	64		
261400 TITANIUM ORES & CONCENTRATES		18339		14339
261510 ZIRCONIUM ORES AND CONCENTRATE				5351
261590 OTH NIOBIUM,TANTALUM,VANAD ORE	132	288		
261800 GRANULATED SLAG M/G IRON,STEEL	44134	405214	24650	131153
261900 SLAG,DROSS OTH WASTE,IRN/STL	114	40876	10496	27523
262011 HARD ZINC SPELT MAINLY OF ZINC		3396	155	1416
262019 OTH,ASH&RESIDUE C/MAINLY ZINC	1574	3800	2837	24889
262040 ASH&RESIDUE MAINLY OF ALUMNIUM		741		
262091 ASH&RESIDUE CONTAIN ANTIMONY	228	228		
262099 OTH ASH&RESIDUE CANTAIN METAL		884		
262190 OTH SLAG &ASH,RESIDUES M-WAST	347	6872	3870	11321
270111 ANTHRACITE NOT AGGLOMERATED	471	8098	377	2336
270119 OTHER COAL,NOT AGGLOMERATED	3563380	22858022	4371620	26440931
270120 BRIQUETTES SIMILAR SOLID FUEL		64		72
270210 LIGNITE NOT AGGLOMERATED		1951		2159
270300 PEAT INCLPEAT LITTER	839	10055		5886
270400 COKE/SEMI OF COAL,RETORT CARBN	153188	1135116	279828	1632111
270500 COAL GAS,WATER GAS,SIMILAR GAS	120	471	210	334
270600 TAR FROM COAL/LIGNITE/PEAT ETC	1792	8383		
270720 TOLUOLE (TOLUENE)		6100		
270730 XYLOLE (XYLENES)	116449	692402	177848	1024766

Contd.

10.11 Imports by Economic Categories (Detail)

(In Thousand Rupees)

ITEMS	DECEMBER, 2015	FROM JULY, 2015	DECEMBER, 2014	FROM JULY, 2014
270750 OTH STOCK FOR CARBON BLACK	4495	58117	2000	86745
270791 CREOSOTE OILS	1127	1239		1611
270799 OTH OIL /PROD DISTLION COALTAR	110380	313260	240634	662014
271019 KEROSENE,INCL KER.TY. JET FUEL	2237915	9781037	701570	6604406
271129 OTH GAS HYDROCARBON GAS STATE	110	5606	227	1461
271210 PETROLEUM JELLY	19380	342658	23856	152310
271220 PARAFIN/WAX,CONT WT<0.75%OIL	43918	201549	20234	179341
271390 OTH RESIDUE PETROLEUM BITUMEN	577	3575		3282
271500 BITUMEN MIXTURES,NATURAL	5094	25862	307	35158
271600 ELECTRICAL ENERGY		1718919		
280120 IODINE	2908	78428	726	133612
280200 SULPHUR,SUB/PRE COLLI.SULPHER		714	818	2831
280300 CARBON(INCL CARBON BLACK)NES	188621	927018	79299	406976
280410 HYDROGEN.	39	1564	799	29713
280421 ARGON	5888	28774	3781	26133
280429 OTHER, RARE GASES.	12222	62928	8127	38370
280430 NITROGEN	466	4170		895
280440 OXYGEN	131	1423		745
280450 BORON, TELLURIUM				5
280461 SILICON CON & 99.99% BY WEIGHT		9171		5381
280469 OTHER SILICON	13055	30493	1145	5205
280470 PHOSPHORUS	16612	33989	6826	48282
280480 ARSENIC		8554	1944	13470
280490 SELENIUM	4721	40868	8485	96333
280512 CALCIUM	8494	8494		
280519 OTHER ALKALI METALS		35432	3745	18685
280540 MERCURY		4633	3249	10276
280610 HYDROGEN CHLORIDE (HCL ACID)	1198	9333	167	2736
280620 CHLOROSULPHURIC ACID			2	2
280700 SULPHURIC ACID; OLEUM	755	1836	752	1110
280800 NITRIC ACID;SULPHONITRIC ACIDS	12161	66159	14165	66878
280910 DIPHOSPHORUS PENTAOXIDE	2193	4595	4	3813
280920 PHOSPHORIC/POLPHOSPHORIC ACIDS	4262824	17155449	3109841	15181999
281000 OXIDES OF BORON;BORIC ACIDS	9846	152718	50525	160234
281111 HYDROGEN FLUORIDE	1430	6176	1074	4477
281119 OTHER INORGANIC ACIDS.	8913	58308	10090	70560
281121 CARBON DIOXIDE		689	908	106382
281122 SILICON DIOXIDE (SILICA)	54860	381502	58068	335466
281129 OTH INORGANIC OXYGEN COMPOUNDS	2373	11331	3592	10254
281210 CHLORIDES AND CHLORIDE OXIDES	39	62		76
281290 OTH HALIDE/HALIDE OXIDES		1446	6	6921
281310 CARBON DISULPHIDE		4	1	1
281390 OTH SUPHIDE OF NON-METALS		5732		
281410 ANHYDROUS AMMONIA	487	1074		
281420 AMMONIA IN AQUEOUS SOLUTION	981	20262	695	3508
281511 SODIUM HYDROXIDE SOLID	7319	66118	5720	46240
281512 SODIUM HYDROXIDE AQUEOUS SOL	728	1857		1100
281520 POTASSIUM HYDROXIDE (CAUSTIC)	26294	88736	20974	219655
281530 PEROXIDES OF SODIUM/POTASSIUM		3		67
281610 HYDROXIDE/PEROXIDE OF MAGNESUM	6674	30066	4313	25247
281640 STRONTIUM,OXIDE,H-OXIDE,PEROXI	678	678	112	941
281700 ZINC OXIDE;ZINC PEROXIDE	6615	124830	18128	100591
281810 ARTIFICIAL CORUNDUM NOT DEFIN	1442	19082		16100
281820 ALUMINIUM OXIDE O/T ARTIFICIAL	7988	93376	13963	120121
281830 ALUMINIUM HYDROXIDE	50907	255845	50884	201015
281910 CHROMIUM TRIOXIDE	5014	51505	11385	66514
281990 OTH,CHROMIUM OXIDES&HYDROXIDE		4936		5266
282010 MANGANESE DIOXIDE	2147	10989	3485	7375
282090 OTHER, MANGANESE OXIDES	2203	2504	104	16300
282110 IRON OXIDES AND HYDROXIDES	47182	287830	46740	265062
282120 EARTH COLOURS		886		

Contd.

10.11 Imports by Economic Categories (Detail)

I T E M S	(In Thousand Rupees)			
	DECEMBER, 2015	FROM JULY, 2015	DECEMBER, 2014	FROM JULY, 2014
282200 COBALT OXIDE & HYDROXIDE	6232	49047	3755	28355
282300 TITANIUM OXIDES.	20176	141171	24012	145892
282410 LEAD MONOXIDE(LITHARGE,MASICOT	618	18072	772	5902
282490 OTHER, LEAD OXIDES	2380	7981		837
282510 HYDRAZINE,YDROXYLAMINE SALT	11508	44026	1	33670
282520 LITHIUM OXIDE AND HYDROXIDE		3965	4834	6180
282530 VANADIUM OXIDES AND HYDROXIDES		206	3728	6365
282540 NICKEL OXIDES AND HYDROXIDES		364		
282550 COPPER OXIDES AND HYDROXIDES			4	610
282560 GERMANIUM OXID/ZIRCONIUMDIOXID		151		2
282570 MOLYBIDENIUM OXIDES/DIOXIDES	13	27		439
282580 ANTIMONY OXIDES		33348	17539	36400
282590 OTH INORGANIC BASE/METAL OXIDE	914	4454	12245	22137
282619 OTHER, FLOURIDES	5678	10785		18652
282630 SODIUM HEXAFLOROALUMINATE		26		98
282690 OTHER,COMPLEX FLUORINE SALTS	566	6852	4	3684
282710 AMMONIUM CHLORIDE	8813	44201	5459	31757
282720 CALCIUM CHLORIDE	4699	61566	2646	45012
282731 CHLORIDES OF MAGNESIUM	2022	18696	5543	16071
282732 CHLORIDES OF ALUMINIUM		3736	37038	39111
282735 CHLORIDES OF NICKEL	1121	13363	2612	10211
282739 OTHER CHLORIDES:	1246	83054	5566	78448
282741 CHLORIDE OXIDE/HYDROXIDE COPER		79		298
282749 OTH CHLORIDE OXIDE/HYDROXIDES		358		541
282751 SODIUM POTASIAM BROMOMIDES	11	6323	184	2258
282759 OTH BROMIDE/BROMIDE OXIDE		57271	1331	11568
282760 IODIDES AND IODIDE OXIDES	6826	15253	41	13027
282810 COM CAL HYP (BLEACHING POWDER)			6	8
282890 OTH HYPOCHLORITES/HYPOBROMITES	10083	28473	6618	29909
282911 CHLORATES OF SODIUM	1677	12587	2681	17663
282919 OTH CHLORATES/PERCHLORATES	82507	262554	46737	267227
282990 OTH BROMATES/PERBROMATE/IODATE	2411	29818	1840	42153
283010 SODIUM SULPHIDES	147570	483688	44283	632276
283090 OTH, SULPHIDES, POLYSULPHIDES		22	72	2849
283110 SODIUM DITHIONITE,SULPHOXYLATE	106090	536941	84792	620062
283190 OTH DITHIONITE & SULPHOXYLATE	17907	301298	21456	297712
283210 SODIUM SULPHITES(NEUTRAL)	24198	168003	22015	213753
283220 OTHER SULPHITES		3640		7115
283230 THIOSULPHATES	2275	4563	14	6642
283311 DISODIUM SULPHATE	124656	678178	117745	745825
283319 OTHER SODIUM SULPHATES	2690	9216	9242	26656
283321 MAGNESIUM SULPHATE(EPSOM SLATE	2194	17020	1115	9342
283322 SULPHATES OF ALUMINIUM	10216	40949	7656	41644
283324 SULPHATES OF NICKLE	6207	38197	5030	23813
283325 SULPHATES OF COPPER	19151	76395	61	58015
283327 SULPHATES OF BARIUM	8562	35470	4836	27987
283329 OTHER SULPHATES	56414	544741	66799	669355
283330 ALUMS	246	1184	29	383
283340 PEROXOSULPHATES(PERSULPHATES)	4875	23090	3696	19211
283410 NITRITES	12508	37034	1345	35572
283421 NITRATES OF POTASSIUM	5059	50221	9118	38608
283429 OTHER, NITRATES	12899	52766	7223	30658
283510 PHOSPHINATES & PHOSPHONATES	65	3731	5195	26918
283522 PHOSPHATES OF MONO-OR DISODIUM	9882	73386	25961	93410
283524 PHOSPHATES OF POTASSIUM	3560	6869	854	16384
283525 CALCIUM HYDROGEN-ORTHOPHOSPHAT	110669	409293	46925	488330
283526 OTH CALCIUM PHOSPHATE (PURE)	80341	112425	63376	267860
283529 OTHER, PHOSPHATES	2150	17317	2683	36039
283531 SODIUM TRIPHOSPHATE	111104	413800	60688	386071
283539 OTHER, POLYPHOSPHATES	52328	161686	31519	186642
283620 DISODIUM CARBONATE NATURAL	44780	458320	117958	590703

Contd.

10.11 Imports by Economic Categories (Detail)

(In Thousand Rupees)

ITEMS	DECEMBER, 2015	FROM JULY, 2015	DECEMBER, 2014	FROM JULY, 2014
283630 SODIUM HYDROGEN CARBONATE	25876	112180	8448	57524
283640 POTASSIUM CARBONATE	968	61315	4129	123697
283650 CALCIUM CARBONATE	17736	91532	8588	94453
283660 BARIUM CARBONATE	6908	144012	1223	65400
283691 LITHIUM CARBONATE		558		2242
283692 STRONTIUM CARBONATE			86	160
283699 OTHER, CARBONATES	38077	248603	50438	275441
283711 CYANIDES OF SODIUM	4589	38662	21382	57225
283719 OTH CYANIDE/OXIDES	26	2666		3099
283720 COMPLEX CYANIDES	96	982	84	380
283911 SODIUM METASILICATES	853	15690	2	7158
283919 OTHER, SILICATES	2139	7981	25	5286
283990 OTHER, METAL SILICATE	24	22152	8487	29369
284011 SODIUM TETRABORATE ANHYDROUS		30		412
284019 OTH DISODIUM TETRABORAT(REFINE	55624	166691	25921	94256
284020 OTHER, BORATES	979	13619	107	696
284030 PEROXOBORATES (PERBORATES)		627		729
284130 SODIUM DICHROMATE	31775	181559	56447	194686
284150 OTH CHROMATE DI/PER CHROMATES	1225	4921	24	7671
284161 POTASSIUM PERMANGANATE	10285	33604	32	8052
284170 MOLYBDATES		2160	641	2677
284180 TUNGSTATES (WOLFRAMATES)		23		4
284190 OTH,SALT OXOMETALIC/PEROX ACID	92	7146	19	2809
284210 DOUBLE OR COMPLEX SILICATES.	22920	111253	16462	92499
284290 OTHER SALTS OF INORGANIC ACIDS	1770	101851	629	4777
284310 COLLOIDAL PRECIOUS METALS				92
284321 SILVER NITRATE.	10	3531	19	1851
284329 OTHER,SILVER COMPOUNDS	805	3876	610	7686
284330 GOLD COMPOUNDS.			29	263
284390 OTHER COMPOUNDS,AMALGAMS		1205	18	1311
284410 NATURAL URANIUM,ITS COMP ALLOY		101	100	448
284430 URANIUM DEPLET THORIUM IT COMP		66		
284440 RADIOACTIVE EL/ISOTOP COMP ALY	17220	88341	15355	68434
284450 SPENT FUEL EL NUCLEAR REACTOR				653
284590 OTH ISOTOPES & THEIR COMPOUNDS		749		248
284610 CERIUM COMPOUNDS.	2183	4362	1	120
284690 OTH RARE EARTH METAL COMPOUNDS	80	6136	56	99
284700 HYDROGEN PEROXIDE SO-WITH UREA	10252	99597	55670	165988
284910 CALCIUM CARBIDES		223599	74226	382088
284920 SILICON CARBIDE		17165	1871	16236
284990 OTHER CARBIDE	86	109	289	372
285000 HYDRIDE,NITRIDE,AZIDE,BRMD ETC	8741	11797	21	1837
285210 INORG/ORGANIC COMP OF MERCURY	15414	24204	2109	9608
285290 OTH INORG/ORG COMP-MERCURY	34	34	1024	1932
285300 OTH INORGANIC COPM AMALGAMS	64	2035	205	1661
290899 OTH SULPHONATED DER OF PHENOLS	10524	52832	11672	42576
290911 DIETHYL ETHER				227
290919 OTHER, ACYLIC ETHER	2965	14258	3304	17857
290920 CYCLANIC,CYC ETHER HALOGEN DER		2693	213	428
290930 AROMATIC ETHER HALOGEN SULPH'T	13768	56990	9792	50048
290941 2,2-OXYDIETHANOL(DIETHYL GLYCL	90473	437237	77341	426313
290943 MONOBUTYL ETHER,ETHYLEN GLYCOL	9303	75836	689	62301
290944 MONOALKYL ETHER,ETHYLEN,GLYCOL	56167	281420	18336	185935
290949 OTH,ETHERS THEIR DERIVATIVES	23650	152672	39995	173661
290950 ETHER-PHENOLS,ETHERALCH PHENOL	953	14928	5294	19517
290960 ALCH PEROXID,ETH PEROXID,KETON	16877	134603	10635	142671
291010 OXIRANE (ETHYLENE OXIDE)	2939	6951	1102	7871
291030 1-CHLORO-2,3-EPOXYPROPANE	6001	32353	4900	28019
291090 OTH,EPOXIDE,EPOXYALCH,EPOXYPHL	2637	6281	2046	4888
291100 ACETAL HEM/ACETAL,OXYFUNC HEL		959		141
291211 METHANE WITHOUT OTH OXYGN FUNC	1598	3041	22	4317

Contd.

10.11 Imports by Economic Categories (Detail)

(In Thousand Rupees)

ITEMS	DECEMBER, 2015	FROM JULY, 2015	DECEMBER, 2014	FROM JULY, 2014
291212 ETHANE WITHOUT OTH OXYGEN FUNC			275	821
291219 OTH,ACYCLIC ALDEHYD W/O OTHOXY	3571	69236	9503	83340
291221 BENZALDEHYDE W/O OTH OXY FUNC			170	170
291229 OTH CYCLIC ALDEHYD W/O OXY FUN		10714	3560	26255
291241 VANILLIN(4-HYDROXY-3-METHOXYBZ	36872	71465	5321	35987
291242 ETHYLVANILIN(3-ETHOXY-4HYDROXY	3677	10437	7198	14492
291249 OTH ALDEHYDE-ETHER/PHENOL/OXYG	859	2002	143	2160
291260 PARAFORMALDEHYDE	1273	30696	3065	35058
291300 HALOGEN,SULPHONAT,NITRAT DERV		4	11	17
291411 ACETONE	9741	40448	7547	55372
291412 BUTANONE(METHYL ETHYL KETONE)	45324	245908	80527	288095
291413 4-METHYLPENTAN-2-ONE	3633	18069	10043	20769
291419 OTH,ACYCLIC KETONE W-OUT OXY-F	334	895	38	510
291422 CYCLOHEXANONE,METHYLCYCLOHEXON	6955	62741	4996	99749
291423 IONONES AND METHYLIONONES	614	754		2613
291429 OTH,CYCLANIC ETC W/O OTHOXYGN	3517	11429	817	9196
291439 OTH,AROMATIC KETONE W/O OXYGEN	788	2444	1118	1846
291440 KETONE-ALCOHOL KETONE-ALDEHYDE	11251	44181	8843	41935
291450 KETONE-PHENOL/KETONE W/O OXYGN	2349	15270	3	11481
291461 ANTHRAQUINONE				499
291469 OTHER QUINONES	2817	26798	13512	32629
291470 HALGENATDED,SULPHONATED,DERIVA		809	5	3162
291899 OTH INDREDIENTS FOR PESTICIDES	45041	273028	40858	257136
291990 OTH PHOSPHORIC ESTER/SALT/DERI	3896	34232	6517	50198
292019 OTH THIOPHOSPHORICESTERS, DERI	268	268		
292090 OTH ESTER OTH INORGANIC ACID	7904	54110	8845	57056
292111 METHYLAMINE,DI/TRI & ITS SALT	11815	50112	6491	51109
292119 OTH ACYCLIC MONOAMIN/DERV/SALT	2219	19283	4218	20230
292121 ETHYLENEDIAMINE AND ITS SALTS	8794	48687	3713	40552
292122 HEXAMETHYLENEDIAMINE/ITS SALTS		3330		2816
292129 OTH ACYCLIC POLYAMIN/DERV/SALT	10673	18702	1865	15673
292130 CY-CLANIC,LENIC LOTERPENI/SALT	8880	29979	7084	24576
292141 ANILINE AND ITS SALTS	478	8397	6079	21569
292142 ANILINE DERIVATIVES/ITS SALT	35695	155033	27597	175607
292143 TOLUIDINE/ITS DERIVATIV/SALT	1769	23021	5413	18134
292144 DIPHENYLAMINE/ITS DERIV/SALT	201	536		
292145 1,2-NAPTHYAMINE/ITS DERIVATE	6869	31843	4159	15275
292149 OTH,AROMATIC MONOAMIN DER/SALT	76342	343005	7704	192661
292151 O,M,P-PHENYLENE,DIAMINE SALT	27790	174720	32203	159802
292159 OTH AROMATIC POLYAMIN DER/SALT	11718	57489	12830	95669
292211 MONOETHANOLAMINE AND ITS SALTS	4323	15336	514	39203
292212 DIETHANOLAMINE AND ITS SALTS	4795	47367	3316	23068
292213 TRIETHANOLAMINE AND ITS SALTS	9386	41688	215	10192
292219 OTH AMINO-ALCH ETHER/ESTR/SALT	132279	648676	340134	916891
292221 AMINOHYDROXYNEPHLENE ACID/SALT	36325	148063	31373	129831
292229 OTH AMINO NAPHTHOL/PHENOL ETHER	80985	325785	36406	438534
292231 AMINO ALDEHYDES AMINO KETONES		1468		
292239 OTH AMINO ALDEHYDES	544	64377	9522	19908
292241 LYSINE/ITS ESTER SALT THEREOF	151067	1222590	233361	1496400
292242 GLUTAMIC ACID AND ITS SALTS	277451	1341571	77420	953220
292243 ANTHRANILIC ACID AND ITS SALTS		319		
292249 OTH AMINOACID/ESTER O/T OXYFUN	297989	1657994	259913	1443346
292250 AMINO-ALCHL/ACIDPHENOL/IT COMP	131973	588614	103273	654574
292310 CHOLINE AND ITS SALTS	530	9218	1100	14097
292320 LECITHIN/OTH PHOSPHOAMINOLIPID	17222	79643	18338	83154
292390 OTH QU-AMMONIUM SALT/HYDROXID	26158	227599	45276	347727
292412 FLUOROACETAMIDE(ISO)MONOCROTO				354
292419 OTH AMIDE COMP,CARBONIC ACID	49124	352814	42513	419619
292421 UREINES/DERIV/SALT THEREOF	703	16856	2645	49090
292424 ETHINAMATE (INN)				709
292429 OTH CYCLIC AMIDE DERIV/SALTS	153859	1097981	247769	966424

Contd.

10.11 Imports by Economic Categories (Detail)

I T E M S	(In Thousand Rupees)			
	DECEMBER, 2015	FROM JULY, 2015	DECEMBER, 2014	FROM JULY, 2014
292511 SACCHARIN AND ITS SALTS	15199	143118	30483	131084
292519 OTH IMIDE/DERIV/SALT THROF	11	10088	6471	16917
292521 CHLOIMEFORMRD (ISO)	896	896		
292529 DIPHENYL-GUANIDINE	61643	261070	58941	263669
292610 ACRYLONITRILE	4406	15249		6342
292620 1-CYANO GUANIDINE(DICYANDIAMIDE	8443	29289	1597	40187
292690 OTH,NITRILE-FUNCTION COMPOUNDS	503538	3421138	327317	1775068
292700 DIAZO-,AZO-/AZOXY-COMPOUNDS	23310	129610	27187	120632
292800 ORGANIC DERV,HYDRAZIN/HYDOXY	4868	40746	14838	43262
292910 ISOCYANATES W-NITROGEN FUNCTIO	282063	1613555	540843	1863651
350790 OTH ENZYMES/PREP ENZYMES	260047	1272003	162963	1040359
360200 PREP EXPLOSIVE O/T POWDER		45849		11046
381590 OTHER CATALYTIC PREPARATIONS	89354	244415	23735	237836
401039 TRANS SYS.BELT OTH 150-198 CM	17167	85969	24017	108904
401110 NEW PNEUM TYRES FOR MOTOR CARS	318150	1696683	178031	1128174
401120 NEW PNEUM TYRES FOR BUS/LORRY	2149511	13463078	1615602	11942257
401130 NEW PNEUM TYRES RUB AIRCRAFTS	3312	204575	4877	83142
401140 NEW PNEUM TYRE RUBB MOTORCYCLE	2383	21397	12306	46374
401150 NEW PNEUM TYRE RUBB BICYCLES	3921	17753	3607	22651
401161 TYRE AGRICULTURE VEH/MACHINE	180995	1031605	140741	759751
401162 TYRE INDUSTRIAL VEH=61 CMS		866		376
401163 TYRE INDUST/CONS VEH>61 CMS	3796	3796		9460
401169 OTHER TYRE HERRING BONE	1510	4081	2046	2301
401192 OTHER TYRE AGRICULTURE/MACH		3230	383	685
401193 OTH TYRE INDUSTRIAL VEH=61 CM	1884	15352	4366	12811
401194 OTH TYRE INDUSTRIAL VEH>61 CM		3028		2977
401199 OTH TYRE NEW PNEUMATIC RUBBER	71980	439487	80369	354715
401211 RETREATED TYRES FOR MOTORCARS		188		
401212 RETREATED TYRE FOR BUSES/LORRY	14	77		159
401213 RETREATED TYRE FOR AIRCRAFTS		10882	6124	13275
401219 OTHER RETREATED TYRE OF RUBBER		410		19
401220 USED PNEUMATIC TYRES OF RUBBER		91		
401290 OTH USED PNEUMATIC TYRE RUBBER	2437	21408	4981	25747
401310 INNER TUBES,OF MOTOR CAR/BUSES	8112	96515	9134	86063
401320 INNER TUBES FOR BICYCLES	4806	17742	1919	21970
420340 OTHER CLOTHING ACCESSORIES	5986	72942	9812	153110
440290 OTH WOOD CHARCOAL NOT AGGLOMER	1255	16398		7111
440500 WOOD WOOL;WOOD FLOUR.	1739	2814	19	19
440690 OTH RAILWAY SLEEPERS OF WOOD		2174		3020
440710 CONIFEROUS WOOD SPECI SAW/CHIP		14547	749	3295
440721 MAHOGANY (SWIETENIA SPP) TROP		3194		
440725 TROPICAL WOOD DARK RED MERANTI	40611	173955	32280	126276
440726 TROPICAL WOOD WHITE LAUAN ECC	50858	172917	26753	123016
440727 SAPELLI		4126		
440729 OTH TROPICAL WOOD NON-CONF SAW	350677	1882858	367097	2304450
440791 OAK WOOD,SWAN/CHIPPED LEN WISE		13009	4887	6376
440792 BEECH WOOD SWAN/CHIPPED L/WISE	14227	28475	8993	75459
440794 OTH TROPICAL WOOD OF CHERRY		705		
440795 OTH TROPICAL WOOD OF ASH	44595	310208	54982	377493
440890 OTH.LAMINAT WOOD SAWN.SLICED6M	15625	78769	13193	69563
440910 WOOD CONIFEROUS SPECIES SHAPED		165		
440921 WOOD NON-CONIFEROUS OF BAMBOO	32	767		709
441700 TOOLS/BODIES/HANDLE OF WOOD	164	2655	8	2550
441810 WINDOWS FRENCH WINDOWS & FRAME		120		20
441820 DOORS FRAMES AND THERSHOLDS	27660	112344	1803	58388
441840 SHUTTERING FOR CONCRETE C/WORK		10502		13693
441872 OTH MULTILAYER FLOORING PANELS		83		1382
441879 OTH ASSEMBLED FLOORING PANELS	4475	38225	82	530
551694 W-FAB ART FIB<85%WT O/FIB PTIN	438539	2014465	271817	2857999
560121 OTH ARTICLES OF COTTON WADDING	283	4613	1935	7851
560122 OTH WADDING OF MAN-MADE FIBRES	157	3388	237	1980

Contd.

10.11 Imports by Economic Categories (Detail)

I T E M S	(In Thousand Rupees)			
	DECEMBER, 2015	FROM JULY, 2015	DECEMBER, 2014	FROM JULY, 2014
560129 OTHER, WADDING ARTICLES	479	22208	2130	17498
560600 GIMPED YARN,AND STRIP AND LIVE	29661	407889	40616	227392
560721 BINDER/BALER TWINE OF SISAL	1954	8449	1163	6031
560729 OTH,TWINE,CORDAGE,ROPE&CABLE	783	13211	163	11914
560741 BINDER/BALER TWINE OF POLYTHNE	2896	5558	1562	21847
560749 OTH TWINE,CORDAGE,ROP,CAB POLY	18975	83966	8912	51788
560750 TWINE,CORDAGE,ROPE,OTH SYN FIB	11781	38196	4850	35402
560790 OTH,TWINE,CORDAGE,ROPE & CABLE	12230	47944	1288	20727
560811 FISHING NETS MAN-MADE TEX MAT	57157	271311	44051	287255
560819 OTH, MADE UP NETS OF TEX MAT	6288	110432	10743	65111
560890 OTH,NOTTED NETS/NETTING ROPE	480	17947	6266	28938
591000 TRANSMISON CONYOR BELT TEX MAT	17299	91626	11917	91682
591110 TEX FAB,FELT & FELT-LINED FAB.	20046	142181	18288	124447
591120 BOLTING CLOTH,WHET/NOT MADE UP	5989	22281	2258	17648
591131 TEX FAB & FELTS,< 650G/SQM .	370	37460	5559	26737
591132 TEX FAB & FELTS,>0650G/SQM .	65024	196066	18337	214842
591140 STRAINING CLOTH USEDOIL PRESS	249	3044		556
670490 WIGS,BEARD,EYE-BROW OF OTH MAT	188	1489	73	689
680100 ARTICLE OF STONE PLAS CEMET		6		1811
680210 TILES CUBES AND SIMILAR ARTICL		9	647	3054
680221 OTH MONUMENTAL BUILD STONE/ART	30931	188016	19756	131162
680223 GRANITE	100726	683768	93243	614513
680229 OTHER STONE		871		1902
680291 OTH MARBL TRAVERTIN&ALABASTER	1750	8119	61	4057
680293 OTHER GRANITE		6084	42375	58264
680299 OTHER STONE	51	7878	6100	6364
680690 OTH ARTICLE OF HEAT INSULATING	12061	50747	10652	39489
680710 ARTICLE OF ASPHALT IN ROLL	6984	12153	1030	6083
680790 OTH ARTICLE OF ASPHALT MATERL	323	2192		4504
681099 OTH ARTICLE OF CEMENT		3566	57	4777
681140 ARTICLES CONTAINING ASBESTOS		138		
681182 O-SHT,PANEL,TILES,NOT CON ASBE	18522	107257	527	17809
681599 OTH ARTICLE OF STONE OTH MINRL	1603	24594	2919	30477
690100 BRICK , TILE OF SILI FOSSIL	172	3556	471	3017
690210 REF BRICK,TILE>50%MG,CA	74406	557861	172345	777597
690220 CERAMIC>50%SILICA,ALUM	80714	250976	7694	124215
690390 OTH REFRECTORY CERAMIC GOODS	15271	71370	22020	85756
690410 CERAMIC BUILDING BRICKS				1104
690490 OTH C/FLOORING BLOCKS F/TILE	6728	9359		3221
690510 ROOFING TILES	272	4692		298
690590 OTH CHIMNEY-POTS,COWLS,ETC.		86		7214
690600 CERAMIC PIPES CONDUITS&FITING			90	3359
690710 TILES CUBES ETC W/N RECT<7CM	389	23848	4016	48537
690790 OTH,UNGLAZED CERAMICS	404531	2308211	400503	2677065
690810 TILES CUBES AND SIMILAR ARTICL	7368	64992	6388	26431
691490 OTH CERAMIC ARTICLES O/TH PORN	540	10537	248	58941
700100 CULLET AND OTH WAST&SCRAP,GLAS		4139	650	2018
700210 BALLS IN GLASS UNWORKED	4101	19149	2020	19334
700220 RODS IN GLASS UNWORKED				565
700231 TUBE,FUSED QUARTZ/SILICA,UNWOR			21	188
700232 TUBE OF OTH GLASS UNWORKED	2437	3071		414
700239 OTHER, TUBES IN GLASS	39459	301366	56258	267880
700312 NON-WIRED SHEETS COLOURED,FLAS	21989	73134	27891	93653
700319 OTH NON WIRED SHEETS OF GLASS	14199	41204	14025	74386
700320 WIRED SHEETS GLASS		5742		5243
700330 PROFILES OF GLASS		3041		28
700420 GLASS COLOURED OPACIFIED FLASH		522		
700490 OTHER GLASS	5359	28573	7176	62336
700510 NON-WIRED GLASS HAVE ABSORBENT	14528	133709	20106	81689
700521 NON-WIRED GLASS COLOURED,OP/FE	11347	74291	5775	52165
700529 OTHER, NON-WIRED GLASS	20654	109812	54225	94842

Contd.

10.11 Imports by Economic Categories (Detail)

I T E M S	(In Thousand Rupees)			
	DECEMBER, 2015	FROM JULY, 2015	DECEMBER, 2014	FROM JULY, 2014
700530 WIRED GLASS			337	337
700600 GLASS BENT, EDGE-H-70.03,04,05	5275	84756	7548	16286
700711 THOUGHENED SAFTY GLASS FOR VES	17410	134081	18792	132246
700719 OTH THOUGHENED SAFTY GLASS	9358	115318	28921	127352
700721 LAMINATED SAFTY GLASS VEH/VESL	6999	67864	8793	89404
700729 OTHER, LIMINATED SAFETY GLASS	5923	62183	48373	111708
701090 OTH CARBOYS BOTT,FLASK,JAR,POT	71025	430764	78960	466433
701110 FOR ELECTRIC LIGHTING	10394	53655	7060	13272
701400 SIGNALLING GL-WARE,OPTCAL ELEM	1318	6202	998	37164
701510 GLASS FOR CORRECTIVE SPECTACLE	646	1603		1219
701610 GLASS CUBES/OTH SMALLWARE	5827	31718	3957	32065
701919 OTH YARN OF GLASS FIBRE/THREAD	1978	12248	97	13095
701931 GLASS MATS	32947	216063	43730	192750
701932 THIN SHEETS (VOILES)	93440	295190	1426	179113
701959 OTH WOVEN FABRICS	2579	21472	1740	35190
710210 UNSORTED, (ROUGH) DIAMONDS		3902		2901
710490 OTH SYN/RECONSTI SEM/PRE STONE		8848		8704
711890 OTHER COIN	13	372	106	331
720110 NON-ALLOY PIG IRON<0.5% PHOSP	104111	515204	97773	327637
720120 NON-ALLOY PIG IRON>0.5% PHOSP		1496		12918
720211 FERRO-MANGANESE CONT 2% CARBON	86997	361178	34380	411035
720219 OTH FERRO-MANGANESE	816	14689	1468	37374
720221 FERRO-SILICON CONT >55% SILICON	15611	215563	89222	393938
720229 OTH FERRO-SILICON	14849	64216	4493	40654
720230 FERRO-SILICO-MANGANESE	124798	905500	218872	1027924
720241 FERRO-CHROMIUM CONT >4% CARBON	865	11145	4320	15739
720249 OTH FERRO-CHROMIUM	2618	11440	1261	18281
720270 FERRO-MOLYBDENUM		7513	832	5446
720280 FERRO-TUNGSTEN&FERRO-SIL-TUNGS	584	1843		1530
720291 FERRO-TITANIUM/FERO-SILI TITAN	236	236		
720293 FERRO-NIOBIUM	239	632		671
720299 OTHER FERRO-ALLOYS	374	2991		5435
720310 FEROUS PROD BY DIR RUD IRONORE				629
720390 OTH FERROUS PRODUCTS				12
720410 WASTE/SCRAP OF CAST IRON	14959	56355	6549	65002
720421 WASTE/SCRAP OF STAINLESS STEEL	48247	196540	31643	190436
720429 WASTE/SCRAP OF OTH ALLOY STEEL	1285	6313	493	1252
720430 WASTE/SCRAP TINNED IRON/STL	300019	2133534	383786	2038622
720441 TURNING,SHAVING,MILLING WASTE	4369343	20474419	3392754	20003129
720449 OTHER FERROUS WASTE AND SCRAP	5992875	28819765	5446215	29746747
720450 REMELTING SCRAP INGOTS	4330	4470		
720510 GRANULES OF PIG IRON	7407	31149	2736	27756
720529 OTH POWDER PIG IRON&SP IRON/ST	4817	39447	5323	26552
720690 OTHPRIM FORM (EXCL H-72.03)	61	61	2741	2741
720711 CONT 0.25% CARBON,IRON/N-ALY/S	187389	1459599	1349989	2806441
720712 OTH RECTANGULAR CROSS SECT I/S			2683	3710
720719 OTH SEMI/FIN PROD IRON/N-A.STL	3558	300178		
721790 OTH WIRE OF IRON/NON-ALOY-STEEL	51310	164344	32107	174105
722300 WIRE OF STAINLESS STEEL	12947	84173	9953	81865
722410 INGOTS OTH PRI-FORM OTH A/STEL		2948	1180	1180
732599 OTH CAST ARTI OF I/S NES	39813	191757	14815	68600
732611 GRIND BALL&SIMI ARTI FOR MILLS		209		
732690 OTH ARTICLES OF IRON & STEEL	557833	2135156	192305	1772743
740200 UN-REFINED CODDER, COPP ANODES		955		840
740311 REFINED COPPER,CATHODES&SECTIN	728319	4723386	518748	3997240
740312 REFINED COPPER WIRE-BARS	13	13		149
740319 OTHER, REFINED COPPER	143	11537	4797	12407
740321 COPPER-ZINC BASE ALLOYS(BRASS)	936	15412		15
740322 COPPER-TIN BASE ALLOY (BRONZE)	3161	14730	3908	17537
740329 OTH COPPER ALLOYS(O/T H-74.05)	3230	7314	454	3200
740400 COPPER WASTE AND SCRAP	72812	413172	84549	443862

Contd.

10.11 Imports by Economic Categories (Detail)

(In Thousand Rupees)

ITEMS	DECEMBER, 2015	FROM JULY, 2015	DECEMBER, 2014	FROM JULY, 2014
741999 OTHER, ARTICLES OF COPPER	405	21158	632	33168
750210 NICKEL, NOT ALLOYED	56136	497381	50225	351619
750220 NICKEL ALLOYS	207	531		141
750890 OTHER, ARTICLES OF NICKLES	63214	385070	66852	355986
760110 ALUMINIUM, NOT ALLOYED	476088	2641188	391727	1757738
760120 ALUMINIUM ALLOYS	409364	1652015	203498	860417
761699 OTHER,ARTICLES OF ALUMINUM	317341	968270	361832	832850
780110 REFINED UN-WROUGHT LEAD	569381	4421064	595458	4676735
780191 OTH UNWROUGHT LEAD CON ANTIMON		51188		
780199 OTH UNREFIND LEAD&LEAD ALLOYED	10563	97802	8603	88393
780600 OTHER ARTICLES OF LEAD.	3138	28249	3346	18005
790111 ZINC NOT ALLOYED WT=>=99.99%	247164	1197991	153708	541200
790112 ZINC NOT ALLOYED WT < 99.99%	23467	829872		675141
790120 ZINC ALLOYS	195207	376403	21972	173405
790700 OTHER ARTICLES OF ZINC.	6488	59960	8820	65448
800110 TIN, NOT ALLOYED	60168	203063	22428	307875
800120 TIN ALLOYS		1276		2867
800700 OTHER ARTICLES OF TIN	3327	32751		96
810196 OTHER WIRE OF TUNGSTEN		3510		5465
810199 OTHER ARTICLES OF TUNGSTEN	637	1166		959
810296 OTHER MOLYBDENUM WIRE		1748	247	724
810411 UNWROUGHT MAGNESIUM BY WT99.8%	1270	12189	591	4811
810419 OTH ARTICL UNWROUHT MAGNESIUM	140	8557		446
810490 OTHER ARTICLE OF MAGNESIUM		14		2156
810520 COBALT MATTES& OTH PRODUCTS		37104		
810590 OTH INTERMEDIATE PRO OF COBALT		1172	13220	60721
810600 BISMUTH&ATICL INCL WASTE,SCRAP		1899		
810720 UNWROUGHT CADMIUM POWDER		2353	4750	4750
810790 OTH CADMIUM,WROUGHT & ARTICLES	545	1702	23	427
810890 OTH TITANIUM WROUGHT&ARTICLES	9458	13764	11811	421781
810990 OTH ZIRCONIUM AND ARTICLES	620	2610		1435
811010 UNWROUGHT ANTIMONY POWDER	46395	335936	45637	389126
811090 OTH ANTIMONY ART INCL W/SCRAP	885	885		
811100 MANGANES&ARTCL INC WASTE&SCRAP	263	5502	4744	23759
811221 CHROMIUM UNWROUGHT POWDER	77	673		
811229 OTH UNWROUG CHROMIUM INCL WAST		200	97	293
811299 OTH BASE METAL UNWROUGH&ARTICL		143		34
961900 SANITARY TOWEL&TAMPON&SIMILAR	1557096	7659205	1460837	6430061
3. CAPITAL GOODS TOTAL	134188481	694758996	109827837*	598205662
10611 MAMMALS	100	100		
10614 RABBITS AND HARES				20
10619 OTHER MAMMALS	2627	4289	9687	11452
10620 RAPTIRES (INCL.SNAKES&TURTLES)		443		1153
10631 BIRDS OF PREY	90	500	108	447
10632 PSITTACIFORMES(INCL.PARROTS)	7917	41806	10466	50112
10639 OTHER BIRDS	345	958	694	1937
10641 INSECTS		8600		3632
10690 OTHER LIVES ANIMALS	1823	9360	2483	11966
621790 PARTS OF GAR/CLOTH ACCESSORI	282	3599	488	4995
680300 WORKED SLATE/ARTICLE OF SLATE	37	37		
680410 MILL STONE AND GRIND STON MIL	22402	121561	21467	132292
680421 OTH MILLSTONE OF AGGLOMER SYNT	9353	43271	9193	43948
680422 MILL STONE AND GRIND STONE/OTH	98441	529284	75680	424085
680423 OTH MILLSTONE OF NATURAL STONE	1894	21319	3036	20570
680430 HAND SHARPENING POLISH STONE	728	16847	760	7195
680510 BASE OF WOVEN TEXTILE FABRICS	13992	207098	17431	204832
680520 ON BASE OF PAPER OR PAPERBOARD	24358	123769	12426	96504
680530 ON BASE OF OTHER MATERIALS	16527	152488	5625	83392
680610 SLAG WOOL ROCKWOOL MINERAL WOL	7659	53558	10872	155842

Contd.

10.11 Imports by Economic Categories (Detail)

I T E M S	(In Thousand Rupees)			
	DECEMBER, 2015	FROM JULY, 2015	DECEMBER, 2014	FROM JULY, 2014
680620 EXFOLIATED VERMICULITE EXPEND		4138	92	5557
680800 PANELS,BOARDS,TILES BLOCKS ETC	1718	14502	2260	6909
680911 BOARDS,SHEETS,PANELS,TILES ETC	15463	68143	4828	39884
680919 OTH BOARDS,SHEETS,PANELS OF PL	4386	11763	1194	6503
680990 OTH ARTICLE OF PLASTICS	252	1617	1972	4933
681011 BUILD BLOCK,BRICK OF CEMENT		31		161
681019 OTH ARTICLE TILE,FLAGSTONE ETC	719	13133	1702	15518
681091 PREFABRICAT STRUCTURAL COMPONT		478		86713
681189 OTH ARTICLES NOT CON ASBESTOES	371	1256		6449
681291 CLOTHING ACCE OF ASBESTOES FIB	58	138		16
681292 PAPER MILLBOARD FELT ASBET FIBR		44		67
681293 COMPRESSD ASBESTOS FIB JOINING	5581	46939	6650	57583
681299 O-ARTI OF FABRICA ASBESTOS FIB	980	17803	2557	16699
681320 FRICTION MATERIA CON ASBESTOES	19425	97926	12302	97906
681381 BRAKE LININGS&PADS VEH-H-8711	34415	268080	20285	159885
681389 O-BRAKE LINE&PADS NOT CON ASBE	1704	14853	2081	29893
681410 PLATES,SHEETS STRIPS OF AGLOM	2821	3842	612	4083
681490 OTH, ARTICLES OF MICA	286	4206	581	3846
681510 NON ELETICAL OF GRAPHITE	11357	81626	8460	59532
681520 ARTICLE OF PEAT OTH ARTICLE	99	608	34	526
690290 OTH REFERECTORY BRIK/BLOK TILE	14991	25439	666	67610
690310 CERAMIC CON>50% GRAPHITE,CARB	3945	40261	8093	45336
690320 COLD TUNDISH LINING SLIDE GATE	12305	87307	22271	129354
690890 OTH GLAZED CERAMICS WALLTILES	1144563	5786271	718458	3142366
690911 LAB CERM WARE PORCELAIN/CHINA		877	416	1077
690912 LAB CERM WARE HARD>9 MOH.SCALE		2758		98
690919 LAB CERAMIC WARE CHM/TECH USE	1200	47172	2419	24553
690990 OTH CERAMIC WARES AND SIMILARS	1331	2677	357	5981
691010 CERAMIC SINK,ETC.FIXT PORCELIN	77086	382092	44621	282919
691390 OTH STATUTTES, ORNAMENT	179	2810	116	949
691410 OTH CERAMIC ARTICLES OF PORCEL				295
710700 BASE METALS CLAD WITH SILVER		20		38
710812 OTH UNWROUGH(GOLD)NON-MONTERY	284810	1446200	249906	1163932
710820 MONETARY (GOLD)		32491		21946
711100 BASE-M-SILVER/GOLD,CLAD PLTNM				226
711230 ASH CONTAINING PRECIOUS METAL		155		
711810 COIN (O/T GOLD),NOT LEGAL TEND		3	18	18
720720 CONT 0.25% MORE OF CARBON I/ST	10212	159127	54983	535783
720810 COILS, I/N-A-STEL-HOT ROLLED	38063	108197	121436	402701
720825 OTH C-HR-I/N-A-STL TH>4.75 MM	4375	33262	2529	41661
720826 OTH C-HR-I/N-A-STLTH=3-4.75MM	5966	81222	435	22413
720827 OTH C-HR-I/N-A-STL TH<3 MM	7361	28916	1376	222960
720836 OTH C-HR-I/N-A-STL TH>10 MM		108115	19591	244350
720837 OTH C-HR-I/N-A-STL TH4.75-10MM	38139	114951	17735	183941
720838 OTH C-HR-I/N-A-STL TH 3-4.75MM	82150	283853	439817	1487146
720839 OTH C-HR-I/N-A-STL TH<3 MM	2636698	9936506	540832	5571682
720840 NOT IN COIL I/S H-ROL W/PATERN	1233	486369		17049
720851 OTH N/COIL I/S H-ROL TH>10 MM	55220	381466	303906	985946
720852 OTH N/COIL I/S H-ROLTH>4.75-10	44957	82686	11094	44784
720853 OTH N/COIL I/S H-ROL TH>3-4.75	11294	59638	12086	56514
720854 OTH C-HR-I/N-A-STL TH<3 MM	7017	76308	4691	47272
720890 OTH FLT-ROL PROD IRON WD>600MM	15157	319931	18275	274065
720915 IN COIL I/S C-ROL TH 3MM/MORE	36120	323631	66194	393370
720916 IN COIL I/S C-ROL TH > 1 < 3MM	455065	3187829	415299	2557383
720917 IN COIL I/S C-ROL TH>0.5-1MM	179813	1777499	454241	1684090
720918 IN COIL I/S C-ROL TH > 0.5 MM	199481	1296831	133350	1201375
720925 NOT IN COIL I/S C-ROL TH 3MM/>	32112	34005	2833	9909
720926 NOT IN COIL I/S C-ROL TH>1M<3M	84598	577450	47878	398873
720927 C-ROL I/S TH 0.5 MM TO 1MM	127447	1227000	123798	1226946
720928 NOT IN COIL I/S C-ROL TH<0.5MM	2589	21697	4961	57547
720990 OTH FLT ROL PROD I/S WD>600MM	67860	369365	79645	458892

Contd.

10.11 Imports by Economic Categories (Detail)

I T E M S	(In Thousand Rupees)			
	DECEMBER, 2015	FROM JULY, 2015	DECEMBER, 2014	FROM JULY, 2014
721011 I/STL PLAT/COAT TIN TH<0.5MM/>		7066	364	3190
721012 I/STL PLAT/COAT TIN<0.5MM	202015	1104530	413504	2132307
721020 IR/STL PLAT/COAT WITH LEAD		3822	556	2876
721030 ELECTROLYTICALLY PLAT/COAT ZIN	357439	1871144	331866	1983470
721041 COR F-R PROD I/S ZINC COAT600		13956	7309	17070
721049 OTH F-R PROD I/S COAT ZINC>600	1136182	8775422	1549508	8297552
721050 F-ROL I/ST COAT CHROMIUM OXIDE	18982	219599	21552	469517
721061 I/S PL/COT ALUMINIUM ZINC ALLY	52488	185031	48338	300616
721069 OTH F-ROL PROD I/S PL/COT ALUM		20437		7401
721070 FR I/S PAINT/VARN, COATED PLAS	282677	1257928	221827	1028122
721090 OTH F-ROL PRD I/NA-ST CLD,COAT	1406	3312	5216	41873
721113 ROLL 4 FACE I/ST TH<4M WD>150M		88		
721114 OTH F-ROLL I/S WD<600MMTH>4.75	14914	111769	36476	136321
721119 OTH F-ROLL I/S WD <600MM-CR	5489	55896	12197	65184
721123 F,ROL I/ST CR WT<0.25% CARBON	7678	16694	13214	27404
721129 OTH F-ROL PROD C/ROL WD<600MM	26451	70079	14434	79029
721190 OTH F-ROL PROD I/STL WD<600MM	93233	390977	90049	339821
721210 F-ROL PROD I/NA STL PLATE/COAT		622		255
721220 I/S ELECTROLYTICAL PL/CT W/ZINC	5965	42552	1430	47736
721230 I/STEEL OTH WISE PL/CT W/ZINC	1363	24190	1105	20043
721240 I/STEEL PAIN/VABNI/COT W/PLAST		9053	1835	10061
721250 I/STEEL OTHWISE PLATED/COATED		18747		52966
721310 BARS/RODS HOT/ROL I/S,CON RIBS		37303	9083	59694
721320 BARS/RODS HOT/ROL FREE-CUT STL		302	53	53
721391 OTH CIRCULAR C/SEC <14 MM DIA	360610	2507859	318870	2063691
721399 OTH BAR/ROD H-ROL IRR-WND-COIL	31195	166584	58348	315984
721410 BAR/RODS IRON NA STEEL FORGED	21387	95755	10618	75940
721420 BAR/ROD I/S CON RIBS GROOVES	99488	862177	245264	313257
721430 OTH BAR/RODS OT/THAN HEAD72.13	4842	30634	1913	17995
721491 OTH BAR/ROD I/S RETANGULAR C/S	86	86		
721499 OTH BAR/ROD I/S O/THN H-72.13		1742	27762	29693
721510 BARS/RODS FREE CUT STEEL COLD	3728	68342	18845	55003
721550 OTH BAR,ROD COLD-FORMED OF I/S	4339	16347	3579	18781
721590 OTH BAR/RODS,OTH NONALLOY STEL	1891	27958		7238
721610 U,I,H SECTIONS H-ROL HIGH<80MM	198	3052		1223
721621 L SEC H/ROL HT<80 MM 1/NA STEL	253	3798		6136
721622 T SEC H/ROL HT<80 MM 1/NA STEL				446
721631 U,I OR H SEC H-ROL HT 80M 1/ST	80266	505393	18917	150361
721632 I SECTION	34934	259169	126107	330907
721633 H SECTION	26576	237732	53040	352587
721640 L&T SEC H-ROL HT 80MM OR MORE	1234	8436	455	32543
721650 OTH ANGLE/SHAPE SEC HOT H/ROL	9487	59441		5050
721661 ANGLE/SHAPE SEC COLD/ROLL			735	1226
721669 OTH ANGLE/SHAPE SEC I/S C-ROLL	99	231	1340	5084
721691 OTH C/FORM I/ST FLAT ROL PROD		1298		7259
721699 OTH ANGLE/SHAPE SEC IRON/STEEL	160	47232	384	46948
721710 WIRE OF I/S NOT PLATED/COATED	15697	147873	28057	108536
721720 WIRE OF I/S PLATED/COAT W/ZINC	24016	110705	12598	74459
721730 WIRE I/S PLATED/COAT W/O B-MTL	39936	264823	93199	384403
721899 OTH SEMI-FINISHED PRO ST/STEEL		15573		548
721911 F/ROL PROD ST/STEEL HR TH>10MM	78	7312	225	3429
721912 COILS ST/STEL-HR TH>4.75-10MM	4980	5805	2576	28259
721913 COILS ST/STEL-HR TH>3MM-4.75MM	406	1794		6665
721914 COILS ST/STEL-HR TH>3MM	3794	23289	2639	35574
721921 COILS ST/STEL-HR TH>10MM		10768	967	7298
721922 COILS ST/STEL-HR TH>4.75-10MM		12156		8131
721923 COILS ST/STEL-HR TH>3MM<4.75MM	447	19417		15480
721924 COILS ST/STEL-HR TH>3MM	569	3779	2729	34279
721931 COILS ST/STEL-CR-TH >4.75 MM	7633	81336	12402	49839
721932 COILS ST/STEL-CR-TH>3MM-4.75MM	25118	100588	26385	93949
721933 COILS ST/STEL-CR-TH >1MM <3MM	75876	664426	39533	224169

Contd.

10.11 Imports by Economic Categories (Detail)

I T E M S	(In Thousand Rupees)			
	DECEMBER, 2015	FROM JULY, 2015	DECEMBER, 2014	FROM JULY, 2014
721934 COILS ST/STEL-CR-TH>0.5MM<1MM	72937	369925	80490	341274
721935 COILS ST/STEL-CR-TH >0.5MM	254678	1431887	197320	1046841
721990 OTH F/ROL PROD ST/ST WD>600 MM	422505	2665840	577370	3078656
722011 F-ROL ST/STEEL H-ROL TH>4.75MM	64	64		1166
722012 F-ROL ST/STEEL H-ROL TH<4.75MM		1306	198	7489
722020 COILS ST/STEEL H.ROLLTH <600MM	41030	272708	59253	346279
722090 OTH F/ROL PROD,ST/ST WD <600MM	13871	40315	29178	74328
722100 BAR/RODS H/ROL IN COIL ST/STEL	652	848		1030
722211 BAR/ROD ST/ST NFW H/ROL CC/SEC	17910	153957	20152	117520
722219 OTH BAR/ROD ST/ST NFW HOT/DRWN	2310	21395	9417	24488
722220 BAR/ROD ST/ST NFW C/FOR,C/FIN	6645	35161	13151	28199
722230 OTH BAR/ROD OF STAINLESS STEEL	41416	121315	7827	68306
722240 ANGLE/SHAPES&SECTION ST/STEEL	7153	15853		11689
722490 OTH SEMI-FIN PROD OTH A/STEEL	958891	3218478	440631	2271771
722511 GRAIN-ORIENTED SIL-ELEC-STEEL	270656	1676052	296974	1203023
722519 OTH F/ROL PROD SIL-ELEC-STEEL	62861	447028	82022	295333
722530 OTH NFW HOT/ROLLED IN COILS	1123436	14128259	2315877	11948821
722540 OTH NFW HOT/ROLLED NOT IN COIL	13641	715597	106839	649285
722550 OTH ALLOY STEEL NOT WORK(RDUC)	4060	69316	21629	158831
722592 FLATROLLED PROD O/W ZINC PLATE		1504	11327	13116
722599 OTH F/ROL PROD OTH ALLOY STEEL	105294	382954	228867	898119
722611 GRAIN-ORIENTED SILICON ELEC ST	9004	210870		6368
722619 OTH FLAT ROLL\PROD SILICON E/S				1046
722620 FLAT/ROL PROD HIGH SPEED STEL				52
722691 OTH FLATROL PROD NOTWORK HOT/R	483	2416		187139
722692 OTH F/ROLL PROD NOTWORK COLD/R	26656	114625	28854	127813
722699 OTH F/ROL PROD OTH ALLOY STEEL	19765	33249		2676
722720 BAR/ROD OF SILICO-MAG STEEL	82380	120591		
722790 OTH BAR/ROD H/ROLL W/COIL A/ST	180199	1458881	242960	1158702
722810 BAR/RODS OF HIGH SPEED STEEL		4920		
722820 BAR/RODS OF SILICO-MAG STEEL	21405	22974	105	4835
722830 OTH BAR/ROD HOT ROLLED	230178	2001044	130119	591091
722840 OTH BAR/ROD NOWORK FORGED	3765	25119		16745
722850 OTH BAR/ROD NOWORK C/FOR,C/F	7263	30147		2226
722860 OTH BAR/ROD ALLOY STEEL NES	4082	167717	6181	36386
722870 ANGLES, SHAPES AND SECTIONS	27873	87258		
722880 HOLLOW DRILL BARS AND RODS	1402	3454		40881
722920 WIRE OTH ALLOY STEL SILICOMANG				24904
722990 OTH,WIRE OF OTHER ALLOY STEEL	6788	60336	23009	125647
730110 SHEET PILING IRON AND STEEL	106229	127048		20482
730120 ANGLE SHAPES & SECTIONS OF I/S	193	4844		5804
730210 RAILS OF IRON AND STEEL	5979	34882	821	273104
730230 SWITCH BLADE, CROSS-FROG P/ROD		372		100
730240 FISH-PLATES AND SOLE PLATES		2973		424
730290 OTHER MATERIALS JOINTING RAILS	1433	4684	38757	293930
730300 TUBE/PIPE,HOLLOW PROFILE C/IRON	12015	56049	1083	75580
730411 L.P FOR OIL&GAS S-STL SEAMLESS	29449	64422	634	6482
730419 OTH LINE PIPE I/S FOR OIL&GAS	257347	970336	44921	945427
730422 DRILL PIPE S-STL DRILL OIL/GAS	38	38	19676	176912
730423 OTH DRILL PIPE I/S FOR OIL&GAS	516347	2340177	692630	4758903
730424 OTHER PIPE OF STAINLESS STEEL	49	4374	320	1011620
730429 OTH CASING,TUBING I/S-OIL/GAS	417865	1894471	324008	2431103
730431 O- COLD-ROLLRD C.C.SEC I/N.A.S	21164	116683	16001	134841
730439 OTH CROSS SECTION OF N.A-STEEL	137718	1019057	63090	1173875
730441 COLD ROLD CR-SEC OF STAIN-STL	6976	57567	12898	81274
730449 OTH CROSS SECTION OF STAIN-STL	51943	329821	19383	229129
730451 O-C.C.SEC COLD ROL(ALLOY-STL)		5186	2690	41656
730459 O-CIR CROSS SEC OF (ALLOY-STL)	42962	92245	5066	28312
730490 O-TUBE PIPE/HOLLOW -PRO SEAMLE	80191	426298	9783	471782
730511 LINE PIPE USED OIL/GAS WELDED		28596		89899
730512 OTH LINE PIPE USED OIL GAS WLD		7008		16287

Contd.

10.11 Imports by Economic Categories (Detail)

I T E M S	(In Thousand Rupees)			
	DECEMBER, 2015	FROM JULY, 2015	DECEMBER, 2014	FROM JULY, 2014
730519 OTH LINE PIPE USED OIL/GAS P/L	2349083	5676083	1021	822114
730520 CASING FOR DRILLING,OIL/GAS				34983
730531 OTHER, LONGITUDINALLY WELDED		122		
730539 OTHER, WELDED TUBES AND PIPES				143065
730590 OTHER, TUBES AND PIPES	259685	267995	74045	199406
730611 L.P-WELDED OF STA-STL(OIL/GAS)	2526	67356	40230	64849
730619 OTH-LINE PIPE O/G PIPELINE I/S	212637	447206	2066	195068
730621 CAS/TUB WELDED LINE PIPE STA-S		290		
730629 O-CASING/TUB LINE PIPE O/G I/S	4883	5069	12766	97601
730630 COPPER COAT MILD STL TUB-8.5MM	88256	381227	62417	296843
730640 O-WELDED C.C.SEC OF STAIN-STL	148780	1130402	201260	936254
730650 O-WELDED C.C.SEC NON ALLOY-STL	27310	226387	41004	246077
730661 O-TUBE,PIPE WELD SQUARE C-SEC	28210	155831	13751	260179
730669 TUBE/PIPE WELD OF OTH C.C-SEC				2606
730690 OTH TUBE PIPE HW-PROFILR I/STL	8110	492082	49129	129632
730711 CAST FIT N-MALLEABLE CAST-IRON	30005	78503	193954	231111
730719 OTHER, CAST FITTINGS	69114	313085	29011	250099
730721 FLANGES, OF STAINLESS STEEL	4440	75071	5787	52025
730722 THREADED ELBO,BEND,SLV S/STEEL	3425	19565	10107	35539
730723 BUTT WELDING FITTING STAINSTEL	1282	21854	1887	44030
730729 OTH TUBE,PIP FITTING STAINSTEL	50922	337346	124309	732505
730791 FLANGE AIR-P AGRI-TRACTOR<=80H	23325	212453	47772	180855
730792 THREAD ELBO,BEND/SLV IRN/STEEL	6205	105559	9182	242196
730793 BUTT WLEDING FITTING IRON/STEL	15211	97176	13649	151899
730799 OTH TUBE,PIP FIT IRN/STEL NEC	123746	1093312	281906	1729305
730810 BRIDGES AND BRIDGE-SECTIONS		32		32989
730820 TOWERS AND LATTICE MASTS	246364	2766770	463813	1686659
730830 DOR,WIN/FRAMES,TH-HOLD,FORDORS	29698	206313	200021	331614
730840 EQUIP SC-FOLD SHUT PROP PITPRO	30514	308052	24687	144391
731100 CONT COMPRESSED/LIQEID GAS IR/S	200544	447672	43002	344455
731210 STANDARD WIRE ROPES AND CABLES	79003	478886	58933	381504
731290 OTH WIRE,ROPE,CABLE,SLINGS I/S	18855	73621	26671	146954
731300 BRABED WIRE OF I/S TNIS HOOP	6936	58576	3163	33921
731412 ENDLESS BAND MACH STEL W-CLOTH	227	8791	323	3180
731414 OTH WOVEN CLOTH OF STAIN STEEL	1410	39915	3254	12056
731419 STEEL CORD FABRIC LIN MNF TYRE	1127	17510	1113	12800
731420 GRIL NET FENC W/LD D=3MM MS100	4618	7804	787	41685
731431 OTH GRL NEW FENC/WLED COTD ZNC		713	10	10
731439 OTH GRL NET FENCING AT INTSEC	406	6864	556	29395
731441 OTH CLO GRL NET FENC PL/COT ZN	9674	54651	3812	45343
731442 OTH CLO GRL NET FENC PL/COT PL	1390	4004	1772	10394
731449 OTH CLO GRL NET /FENFING	31035	221091	33221	160988
731450 EXPANDED METAL OF IRON OR STEL		3878	22	22
731511 ARTICULATED LINK ROLLER CHAIN	80682	497195	74776	487599
731512 OTHER CHAIN, ARTICULATED LINK	14731	147900	10908	106807
731519 PARTS, ARTICULATED LINK CHAIN	47437	121411	3740	33530
731520 SKID CHAIN	55	2407		101
731581 STUD LINK	15	4892	4	7000
731582 OTHER, WELDED LINK	3213	31617	3220	18100
731589 OTHER CHAIN,	3391	16944	1172	10480
731590 OTHER PARTS OF CHAIN	505	11991	2451	11733
731600 ANCHORS,GARPNELS PARTS IRON/ST	8819	65761	7908	23942
731700 NAILS,TAKES,DRAWING PINS IR/ST	42240	175715	29166	137826
731811 COACH SCREW I/S THREADED	224	5016	6767	13883
731812 OTH WOOD SCREW I/S THREADED	1717	21712	2959	11512
731813 SCREW HOOKS,SCREW RING RVT I/S	495	1972	331	1431
731814 SELF-TAPPING SCEWS, THREADED	12531	68189	23058	96623
731815 OTH SCREW,BOTLS W/N NUT/WASHER	209540	1383868	114493	653294
731816 NUTS, THREADED OF IRON/STEEL	67312	312168	74551	390959
731819 OTH BOLT,NUT,WASHER,RVT I/S TH	11701	97494	15130	104148
731821 SPRING WASHER LOCK WASHER N-TH	3032	23555	3593	19821

Contd.

10.11 Imports by Economic Categories (Detail)

I T E M S	(In Thousand Rupees)			
	DECEMBER, 2015	FROM JULY, 2015	DECEMBER, 2014	FROM JULY, 2014
731822 OTHER WASHERS. NON-THREADED	9941	66103	8011	59910
731823 RIVETS, NON-THREADED	9531	39517	4359	209099
731824 COTTERS/PINS NON THREADED I/S	525	2543	1042	8001
731990 OTH KNITTING NEDLS,CRO HOOKS	9598	55745	10530	54161
732010 LEAF-SPRINGS&LEAVES THEREFOR	17258	118477	4625	28147
732020 HELICAL SPRINGS	3019	11315	622	11689
732190 PARTS OF I/S,COOK APPLI&PLAT-W	16622	94719	21553	70216
732211 RADIATORS/PARTS CAST IRON E-EL		1357		4168
732219 OTH RADIATOR AND PARTS THEREOF	10004	27034	2049	14459
732490 OTHER, INCLUDING PARTS	14597	72501	10992	58230
732510 OTH CAST ARTI I/S N-MEL C-IRON	2519	6217	40	7415
732591 GRINDING BALLS SIMI ARTI MILLS	27302	58630	81749	138809
732619 OTH ATI FORGED/STAMPED N-WORK	107464	547573	55470	266426
732620 ARTICLES OF IRON OR STEEL WIRE	6372	20621	1460	11889
740500 MASTER ALLOYS OF COPPER.		180	1412	2696
740610 COPER-POW OF NON-LAMELLAR STRU	684	8105	462	12271
740620 COPER-LAMELLAR STRUCTURE FLAKE	424	68835	10789	87321
740710 BAR,RODS OF REFIND COPPER	52994	371777	55561	463565
740721 COPPER BAR,ROD PROFIL ZINC BAS		27883	1546	15774
740729 OTH BAR,ROD,PROFIL COPP ALLOYS	466	9688	1181	13724
740811 WIRE REF COPP MAX CR-SEC DI-6M	28467	98126	16995	198105
740819 OTHER, WIRE OF REFINED COPPER	17331	91034	4552	66931
740821 WIRE OF COPPER ALLOY ZINC BASE	6351	19593	2979	21495
740822 WIRE OF COPPER ALLOY NICK BASE	1066	5639	910	1879
740829 OTH WIRE OF COPPER ALLOYS ETC		22249	3656	5066
740911 PLAT,SHEET,STRIP REF COPP COIL	5945	60799	46823	100237
740919 OTH PLAT SHEET&STRIP REF COPP	293	21192	5830	13202
740921 PL,SH&STRIP COPP ZINC BAS COIL	13781	90328	30854	108588
740929 OTH PL/SH/STRIP COPP ZINC BAS	5738	13565	1616	19807
740931 PL/SH/STRIP COPP TIN BAS COILS		263		51
740939 OTH PL/SH/STRIP COPP TIN BAS-C	358	1170		394
740940 PL/SH/STRIP COPP NICKLE BASE				38
740990 PL/SH/STRIP OTH COPP ALLOYS NS	373	3503		3064
741011 FOIL REFINED COPP NOT BACKED	65763	445902	65858	392539
741012 FOIL OF COPP ALLOYS,NOT BACKED	42158	243554	54776	328223
741021 FOIL OF REFINED COPPER,BACKED	4760	26713	5519	23959
741022 FOIL OF COPPER ALLOYS,BACKED	166	2571		13178
741110 TUBE & PIPE OF REFINED COPPER	109600	735281	129534	723357
741121 TUB&PIPE COPP ZINC BAS ALLOYS		8964	2137	11956
741122 TUB&PIPE COPP NICKLE BAS ALLY		2153		3198
741129 OTH TUBE&PIPE OF OTH COPP ALLY	1019	8754	2261	10061
741210 COPP TUBE/PIPE FIT REF COPPER	133	3780	1186	1942
741220 COPP TUBE/PIPE FIT COPP ALLOYS	11644	27487	7749	23013
741300 STANDARD WIRE,CABL PL-BAND-NEI	4421	53276	146	976
741510 NAIL,TACK,DRW-PIN,STAPL,S-ARTI	175	2603		1479
741521 WASHERS/INCL SPRING WASH N-THR	1394	2974		1060
741529 OTH NOT THREADED ARTI COPPER	9	4346	396	3487
741533 OTH THRD SCREW,BOLT,NUT COPPER	2024	8813	505	5567
750400 NICKEL POWDERS AND FLAKES.	1493	8302	3516	12098
750511 BAR,ROD,PROFILE NICKLE N-ALLOY			111	111
750512 BAR,ROD,PROFILE NICKLE ALLOYED		2450	52	1021
750521 WIRE OF NICKEL, NOT ALLOYED	505	1222		2023
750522 WIRE OF NICKEL, ALLOYED	3192	13930	7762	16738
750610 PLAT,SHET,STRIP,FOIL NICK N-AL		14030	11370	36610
750620 PLAT,SHET,STRIP FOIL NICK ALOY		3125	836	14923
750711 TUBE&PIPE OF NICKEL NOT ALLOYD				775
750712 TUBE & PIPE OF NICKEL ALLOYED		4411	6078	17277
760200 ALUMINIUM WASTE AND SCRAP.	703516	3597220	554855	2971490
760310 POWDER OF NON-LAMELLAR STRUCTU		1674		16597
760320 POWDER OF LAMELLAR STRU FLAKES	4524	27571	5182	19784
760410 BAR ROD PROFILE ALUM NOT ALLOY	1064	57786	3616	30251

Contd.

10.11 Imports by Economic Categories (Detail)

I T E M S	(In Thousand Rupees)			
	DECEMBER, 2015	FROM JULY, 2015	DECEMBER, 2014	FROM JULY, 2014
760421 HOLLOW PROFILES OF ALUM ALLOYD	19	1722	5685	8941
760429 OTH BAR,ROD&PROFIL ALUM ALLOYD	7604	85377	4089	39606
760511 ALMU WIRE N-ALLOY MAX DIA>6MM	1718	39736	22965	106693
760519 OTH ALUMINIUM WIRE NOT ALLOYED	9568	54790	13157	65034
760521 ALUM WIR ALLOY MAX CRS DIA>7MM	1178	4907		250
760529 OTH ALUMINUM WIRE, ALLOYED	3689	35683	89	16564
760611 RECTANGLE&SQUARE ALUM NOT ALLY	19168	135693	29873	211416
760612 RECTANGULAR/SQ ALUM MOTALLOYED	118647	809997	120623	691759
760691 OTH PL,SHET,STRL ALUM NOT ALOY	7339	44134	3690	26801
760692 OTH PL,SHET&STRIP ALUM ALLOYED	12681	68499	7957	73171
760711 ALUM FOIL ROLLED N-WORK/BACKED	230214	1472023	293720	1306619
760719 OTH ALUMINIUM FOIL NOT BACKED	133653	961026	141405	902413
760720 ALUMINUM FOIL, BACKED	158479	833663	138223	756003
760810 TUBE, PIPE OF ALUM NOT ALLOYED	491	5568	553	3957
760820 TUBE, PIPE OF ALUM ALLOYED	3417	53636	5436	52561
760900 ALUM TUBE,PIPE FIT(COUP/ELBOW)	2242	16724	3193	16008
761010 DOORS,WINDOW, FRAMS,THRESHOLDS	6487	47686	8947	41414
761300 ALUM CONT FOR COMP/LIQUE GAS	896	18625	867	4289
761410 STAND WIR,CABL PL,ALU S-CORE	500992	500995		66892
780200 LEAD WASTE AND SCRAP.				281
780411 LEAD SHET STRIP FOIL TH>0.2MM		71	140	436
780419 OTHER , LEAD PLATES			3296	5836
790310 ZINC DUST(BLUE POWDER)	993	14085	16	3070
790390 OTHER ;ZINC POWDER AND FLAKES				1412
790400 ZINC BARS,RODS,PLROFILE&WIRE	4122	32393	2393	12069
800200 TIN WASTE AND SCRAP.				14
811300 CERMETS&ARTICLE INCL WAS/SCRP	32	32		44
820110 SPADES AND SHOVELS	11713	29000	4087	7204
820130 MATTOCKS, PICKS, HOES & RAKES		740	19	59
820140 AXES,BILLS HOOKS&SIMI HEW TOOL		3286	32	73
820150 SECATEURS&ONE-HAND PRUNERS SHR	202	1107		19
820160 HEDGE SHEARS, TWO-HAND PURNING		247	76	175
820190 OTH HAND TOOL AGRICUL,HORTICUL	960	2672	163	592
820210 HAND SAWS	3022	27299	5648	25060
820220 BAND SAW BLADES	1025	5717	1298	5986
820231 CIRCULAR SAW BLADE WITH STEEL	5152	35278	4665	33560
820239 OTH CIRCULAR SAW BLADE,O/MATER	8762	31128	2164	13474
820240 CHAIN SAW BLADES	2012	8767	2998	5362
820291 STRAIGHT SAW BLADES,WORK METAL	134	21105	151	5207
820299 OTHER SAW BLADES	6608	54314	7791	39938
820310 FILES, RASPS & SIMILAR TOOLS	4493	41540	10535	48282
820320 PILERS,PINCERS,TWEESZERS S-TOL	19415	115272	20350	93266
820330 METAL CUTTING SHEARS&SIM TOOLS	1703	7399	1146	8885
820340 PIPE CUTTERS BOLD CROPPERS,ETC	7502	17393	3441	15417
820411 NON-ADJUS H-OPER SPANER,WRENCH	31776	167833	36604	167192
820412 ADJUSTABLE H-OPER SPANER,WRENC	29003	129415	14787	95015
820420 INTERCHAGEABLE SPANNER SOCKETS	1358	23334	6179	24658
820510 DRILLING,THREADING TAPPING TOL	555	14816	2138	12371
820520 HAMMERS AND SLEDGE HAMMERS	6166	26203	2605	19920
820530 PLANES,CHISELS,GOUGE WOOD WORK	302	7742	1313	7992
820540 SCREW DRIVERS	15855	65433	16877	59076
820551 OTHER HAND TOOLS H-HOLD N.E.S.	5023	16015	2187	10171
820559 OTH HAND TOOL(GLAZZIER DIMOND)	31147	168970	12041	84843
820560 BLOW LAMPS	13	113		341
820570 VICES, CLAMPS AND THE LIKE	7729	26862	4492	16502
820590 SETS OF ARTI.TWO/MORE,SUB-HEAD	30414	56778	2253	71488
820600 TOOL TWO/MORE OF H.82.02TO.05	13070	55191	1439	7252
820713 ROCK DRILLING,EARTH BORING TOL	1569	19445	1969	15516
820719 OTH INC PARTS ROCK DRIL,E-BORI	71206	919295	185397	1306272
820720 DIES FOR DRAWING/EXTRUD METAL	4516	28125	66871	94395
820730 TOOL FOR PRESS, STAMPING/PUNCH	6457	54377	8573	44027

Contd.

10.11 Imports by Economic Categories (Detail)

I T E M S	(In Thousand Rupees)			
	DECEMBER, 2015	FROM JULY, 2015	DECEMBER, 2014	FROM JULY, 2014
820740 TOOLS FOR TAPPING OR THREADING	1746	17584	1116	8539
820750 TOOL FOR DRILLING O/T ROCK DRL	27404	454177	15632	210248
820760 TOOLS FOR BORING OR BROACHING	354	12166	5250	12335
820770 TOOLS FOR MILLING	1110	30521	2411	16893
820780 TOOLS FOR TURNING	9190	42655	6225	37782
820790 OTH INTERCHANGEABLE TOOLS	36133	282579	91475	220939
820810 KNIVS&CUTING BLADE METAL WORK	3169	24265	1537	14012
820820 KNIVS CUTING BLADE WOOD WORK.	3186	15432	1281	20572
820830 KNIVS&CUTING BLADE KITCHEN APP	1951	9559	2487	12043
820840 KNIVS&CUTING BLADE AGRI HORT	6810	22799	4178	13909
820890 OTH KNIVES CUTING BLADES F/MAC	41842	255053	36156	275992
830260 AUTOMATIC DOOR CLOSERS	2132	42519	3471	24478
831190 OTH WIRE&RODS AGGLOMTR B/METAL	19500	131043	29447	693319
840120 MACH/APPRAT,ISOTOPIC SEPRATION			83419	83419
840130 FUEL ELEMENT NON-IRRADIATED				96
840140 PARTS OF NUCLEAR REACTORS		2366498	1404364	3354641
840211 WATERTUBE BOIL S/PROD>45T/H	599966	4652162	177062	1512133
840212 WATERTUBE BOILER S/PROD>45T/H	28705	211730	52438	726100
840219 OTH VAPOUR GENERATING BOILERS,	389043	1668077	315	703139
840220 SUPER-HEATED WATER BOILERS	3883	73041		42510
840290 PARTS OFSTEAM/OTH VAPOUR G/BOL	5714	375978	48770	139710
840310 BOILERS	2301	16156	2551	14403
840390 PARTS CENTRAL HEATING BOILERS	540	30518	620	407851
840410 AUXILIARY PLANT FOR BOILER	343438	352218	247050	4051828
840420 CONDENSERS STEAM/VAP POW UNIT		114032	40478	202992
840490 PARTS MASHINE H-8404.1000	9953	155612	5492	92960
840510 PRODUCER WATER GAS GENERATORS	2971	36762	409	164037
840590 PART PROD GAS WATER GENERATOR	2534	10696	2478	156645
840610 TURBINES FOR MARINE PROPULSION		2200		543
840681 OTH TURBINE OUTPUT EXCEED 40MW		3823		
840682 O-TURBINE OUTPUT NOT EXC 40MW	53249	930550		729151
840690 PARTS OF STEAM TURBINES	61143	2009255	76749	1581371
840710 AIRCRAFT ENGINES	105918	2358585	127	291072
840721 MARINE PROPULSION ENGINES	18883	151170	42827	164799
840729 OT MARINE SPARK-IGN-ROTRY ENG.		598	40	1095
840731 PISTION ENGINE CAPACITY-50CC	2115	14197	1658	47301
840732 PISTON ENG CAPACITY 50-250CC	87350	342679	51912	292703
840733 PISTON ENG CAPACITY 250-1000CC	9434	40906	5088	25674
840734 PISTON ENG CAPACITY EX1000CC	42535	158371	11058	87133
840790 OTH ENGINES	90667	216202	32396	217166
840810 MARINE PROPULSION ENG-DIESEL	1810	10594	29402	36359
840820 ENGINE FOR VEH CHAPTER-87	56633	251750	27901	181481
840890 OTH ENGINES	44698	378621	45981	803337
840910 PARTS FOR AIRCRAFT ENGINES	29344	48408	45	3396
840991 PARTS,SPARK-IGNITON PIST ENGIN	507671	3122588	340718	3018006
840999 OTH PART,COMPRES-IGN PIST ENG	613622	3722109	817687	4490117
841011 HYD,TURBINE,WATER WHEE-1000KW	15476	114513		199923
841012 HYD,TURBN W/WHEEL-1000-10000KW		82208	10278	10278
841013 HYD TURBINE,W/WHEEL>10,000KW	416581	2666896	659355	1822046
841090 PARTS, INCLUDING REGULATORS	550533	1696469	13180	914221
841122 TURBO-PROPLER EXCEED 1100KW		82968		
841181 OTH GAS TRBIN NOT EXCD 5,000KW		353906		
841182 OTH GAS TURBIN EXCE-5,000KW		446295	388188	1105582
841191 PARTS TURBO-JET /PROPELLERS	2998	17742		
841199 OTH, PARTS OF GAS TURBINES	1128422	3866562	152158	5829663
841210 REACTION ENG OTH THAN TURB-JET				287
841221 LINEAR ACTING,HYD ENGINE&MOTOR	90	10780	1618	27416
841229 OTH, HYDRAULIC POWER ENG&MOTOR	20122	245049	10327	110430
841231 LINERA ACT,PNEUMATIC ENG&MOTOR	7200	18683	6512	28166
841239 OTH, PNEUMATIC ENG & MOTOR	17828	49676	5104	30837
841280 OTH, ENGINES AND MOTOR	7138	12871	28091	255563

Contd.

10.11 Imports by Economic Categories (Detail)

I T E M S	(In Thousand Rupees)			
	DECEMBER, 2015	FROM JULY, 2015	DECEMBER, 2014	FROM JULY, 2014
841290 PARTS OF ENGINES AND MOTOR	84899	574547	25389	161743
841311 PUMPS FOR DISPENSING FUEL/LUB	161674	316703	37144	196293
841319 O-PUMP FITTED MEASURING DEVICE	8019	191409	30298	141140
841320 HAND PUMP O/THN H-841311,19	1001	21376	348	5794
841330 FUEL LUBRICATING/COOLING PUMPS	129322	1023655	227895	784638
841340 CONCRETE PUMPS	28678	243862	10467	72956
841350 OTH POSITIVE DISPLACEMENT PUMP	8552	164969	22576	120345
841360 OTH ROTARY PIDISPLACEMENT PUMP	3143	27407	15809	63034
841370 OTH CENTRIFUGAL PUMS	272856	4473919	508215	2234893
841381 OTH PUMS LIQUID ELEVATORS	69054	681334	54396	488443
841382 LIQUID ELEVATORS	554	6444	81514	502597
841391 PART OF PUMPS	151321	949506	125930	1319224
841392 PARTS OF LIQUID ELEVATORS PUMP	532	4183	39	2177
841410 VACUUM PUMS	32634	116666	12848	104064
841420 HAND/FOOT OPERATED AIR PUMS	4860	38451	5049	17748
841430 COMPRESSOR REFRIGERATOR EQUIP	535116	4387462	580723	4158395
841440 AIR COMPRESSORS MOUNTED W/CHAS	59181	168570	39199	210208
841451 FANS TABLE,FLOOR,WALL,WINDOW	36351	267994	33977	323425
841459 OTH FANS	72655	300882	47772	670548
841460 HOODS MAX-HORIZONTAL SIDE120CM	11171	86351	17547	83155
841480 OTH GAS COMPRESOR&RECYCL RODS	1223133	3219837	1576269	5533372
841490 PARTS AIR/VACUM PUMPS ETC.	188217	1268824	211473	2100036
841510 WINDOW/WALL TYPE AC/SPLIT SYS	235687	1084098	124464	843548
841520 A.C.MACHINES FOR MOTOR VEHICLE	3025	14498	62	16964
841581 A.C.MACH COMP MOTOR DRI FAN	10941	106292	19520	74870
841582 O- AC INCOR REFRIGIRATING UNT	73077	170407	4095	71168
841583 OTH A.C. MACH NOT REFRIG UNIT	27381	359919	8533	382674
841590 PARTS OF AIR CONDITION MACHINE	144657	1435482	139067	1628257
841610 FURNACE BURNERS LIQUID FUEL		54731	1691	2897
841620 OTH FURNAC BURNER INCL COMBINT	50321	89427	73840	157173
841630 MECHANICAL STOKERS GRATES ETC	44180	419722	22510	341391
841690 PART OF BURNRS OTH ART OF 7412	47269	134905	9277	63565
841710 FURNAC & OVEN F/ROAST/MELTING	37894	271463	30	51531
841720 BAKERY OVENS INCL BISCUIT OVEN	62404	112025	6514	46862
841780 OTHER FURNANCE AND OVENS INDUS	323120	1679930	408677	493606
841790 PART OF INDUSTRIAL LAB FURNACE	8404	164501	11092	168303
841810 COMBINED REFRIG-FREEZE W-DOORS	11706	159091	29519	67073
841821 REFRIGERATORS HOUSEHOLD TYPE	29741	279084	15893	203371
841829 OTH REFRIGERATOR HOUSHOLD TYP	20007	107530	40892	150560
841830 FREEZERS OF CHEST TYPE	143	12849	3070	25983
841840 FREEZERS OF THE UPRIGHT TYPE	22403	91072	2273	22100
841850 O-FURNI-STORAGE,DISPLY FRZ EQU	31584	210444	6056	49467
841861 OTH REFRIG FREZ EQPT HEAT PUMP		9526		423
841869 OTH REFRIG FREZ EQUIP HEAT PUMP	478515	1618475	136094	1173267
841891 FURNITURE REFRIG FREEZING EQPT	1734	13151	172	5502
841899 OTH PARTS REFREGERATING EQUIPT	248562	1281142	205170	1378482
841911 INSTANT GAS WATER HEATERS	24313	294779	8854	172630
841919 OTH INSTANT STRONGWATER HETER	3916	68828	11126	72514
841920 MEDICAL SURGICAL LAB STERILISE	48359	150180	5574	264867
841931 DRYERS AGRICULTUL PRODUCTS	14513	37876		6137
841932 DRYERS WOOD PAPER PULP P/BOARD		6836		8314
841939 OTHER DRYERS	33293	496426	40371	251749
841940 DISTILLING RECTIFYING PLANT	4672	41485	24923	159372
841950 HEAT EXCHANGE UNITS	100117	291545	97686	708637
841960 MACHINERY LIQUIFY AIR O/GASES	1958	44875	619540	656277
841981 OTH MACH PLANT EQPT HOT/COL FD	36286	209331	47775	138111
841989 OTH MACHINERY PLANT AND EQPT	388799	6345613	3272148	6438281
841990 PARTS MACH PLANT LAB EQUIP ETC.	43201	457007	1012935	4046918
842010 CALENDERING OTH ROLL MACHINES	26607	32741	11154	42438
842091 CYLINDER(FOR CALENDERING MACH)	3319	7024	233	19228
842099 OTH PART OF CALENDER MACHINE	11434	34733	6354	24300

Contd.

10.11 Imports by Economic Categories (Detail)

I T E M S	(In Thousand Rupees)			
	DECEMBER, 2015	FROM JULY, 2015	DECEMBER, 2014	FROM JULY, 2014
842111 CREAM SEPARATORS	146	10795		15027
842112 CLOTHES-DRYERS	662	5309	1384	1445
842119 OTH CENTRIFUGES INCLUDING DRYR	51457	484042	110248	1396415
842121 FILTERING PURIFY MACH&APARATUS	75542	1932448	1628115	2584414
842122 FILTERING MACH FOR BEVERAGES	54810	87582	519	29858
842123 OIL&PETROL-FILTER INT.COMBSN	45194	214275	24844	149393
842129 OTH FILTER MACHS APPARATUS NES	51051	451792	94760	524525
842131 INTAKE AIR FILTER COMBTON ENG	38979	364804	89963	1218596
842139 OTH FILTERING PURIFY MACH/APPA	162115	1212732	191631	1182572
842191 PARTS CENTRIFUGES INCL DRYER	52308	378307	75916	545868
842199 PARTS OF FILTERING PURIFY MACH	25032	293927	35639	665126
842211 DISH WASHING MACHINE HOUSEHOLD	231	2714	399	7916
842219 OTHER DISH WASHING MACHINE	2549	6033	391	1931
842220 MACH CLEANING/DRYING BOTTLE	27375	37024	9104	55685
842230 MACH FILLING/CLOSING BOTTLES	751463	3442809	1977948	3464834
842240 OTH PACKING WRAPPING MACHINE	443294	1384724	275809	722220
842290 PARTS MACH FIL/CLEAN WRAP PACK	236805	1071514	167277	1094516
842310 PERSONAL WEIGHING MACHINES	3182	31249	2937	31753
842320 SCALES FOR CONT WEIGHING GOODS	121	37634	10295	20340
842330 CONSTANT WEIGHT SCALES/HOPER	5646	134414	752	4468
842381 OTH WEIGHT MACHINERY-30KG	4333	15790	4385	24117
842382 OTH WEIGHT MACH CAP-30-5000KG	26300	251002	23841	94484
842389 OTH WEIGHING MACHINERY	8703	54741	428	45600
842390 WEIGHT MACH WTS ALL KINDS&PART	12992	70098	7108	39663
842410 FIRE EXTINGUISHERS W/N CHARGED	15110	201153	17226	233330
842420 SPRAY GUNS&SIMILAR APPLIANCES	10995	82543	16128	59780
842430 STEAM,SAND BLAST,JET PROJ MACH	8024	17073	2636	19760
842481 AGRICULTURAL OR HORTICULTURAL	12840	156031	8936	118876
842489 OTH APPL PROJ/DISPERS/SPRY LQD	8693	72313		141614
842490 PART MECH APPLIANCE SPRAY ETC.	21124	149899	52329	209374
842511 PULLEY TACKLE HOISTS POWER	13532	127523	3715	93321
842519 O-PULLY/HOISTS/WINCH/CAPSTANS	8866	136467	11260	88962
842531 WINCH CAPSTAN POWER E/MOT		16382		12786
842539 WINCHES CAPSTAN	2875	28131	9427	29950
842541 JACKS,HOISTS-RAISING VEHICLES	8422	14328	5092	19637
842542 OTH JACKS AND HOISTS HYDRAULIC	33111	176234	20445	104580
842549 OTH MECHANICAL HANDING EQUIPMT	723	7607	84	12879
842611 OVERHEAD-TRAVELING CRAN F-SUPO		349444	14648	97944
842612 MOBILE LIFTING FRAME ON TYRES		183434	8984	41600
842619 OTH O/HEAD TRAVEL/TRNSPOT CRAN	151212	5151804	49927	142173
842620 TOWER CRANES	442653	801982		215099
842630 PORTAL OR PEDESTAL JIB CRANES	31610	61893		34878
842641 O-MACHINERY SELF PROP ON TYRES	116417	348512	22558	171090
842649 OTH MACHINERY SELF PROPELLED	1205505	5451408	23123	331015
842691 O-MACH DESIGED MOUNT ROAD VEH	129	18129	114	1267
842699 OTH MACHINERY NOTSELF PROPELED	572	725398	10673	20875
842710 SELF PROPELL TRUCK WITH EL MOT	40575	261349	81689	239071
842720 OTHER SELF-PROPELLED TRUCKS	68410	520764	81846	465581
842790 OTH WORK TRUCK LIFT/HAND EQUIP	121117	166307	14950	47080
842810 LIFTS AND SKIP HOISTS	153493	830439	104303	541761
842820 PNEUMATIC ELEVATORS&CONVEYORS	33746	75566	4870	235226
842831 ELEVATOR/CONVEYOR,UN/GROND USE	17322	43804		538
842832 OTH ELEVATOR/CONVEYOR BUKT TYP	1348	2536	33968	74917
842833 OTH ELEVATOR/CONVEYOR BLT TYPE	24879	160935	4198	255596
842839 OTH CONT ACTELEVATOR,CONVEYOR	41845	586173	96685	280771
842840 ESCALATORS & MOVING WALKWAYS	30031	365314	551587	692941
842860 TELEFERICS CHAIR-LIFT,F/FURNIC	1455	6680	302	4090
842890 OTH MACHINERY LIFT/HANDLE ETC.	130916	739182	260656	457348
842911 TRACK LAYING BULDOZER/ANGLDOZR	16801	348291	2448	472528
842919 BULDOZRS/ANGLEDRO/TRACK LAYING	52020	249876		147069
842920 GRADERS AND LEVELLERS	13643	150159	43927	98095

Contd.

10.11 Imports by Economic Categories (Detail)

(In Thousand Rupees)

ITEMS	DECEMBER, 2015	FROM JULY, 2015	DECEMBER, 2014	FROM JULY, 2014
842930 SCRAPERS				1156
842940 TAMPING MACHINE & ROAD ROLLERS	37897	387062	11729	90097
842951 FRONT-END SHOVEL LOADERS	207399	958791	45011	308317
842952 MACHINERY 360 REVOLVG S/STRUTE	29663	147815		357
842959 OTH MECHANICAL SHOVALS EXCAVOR	565755	3726216	287997	1382348
843010 PILE-DRIVERS /EXTRACTORS		53524		47783
843020 SNOW-PLOUGHS AND BLOWERS	93	203		
843031 SELF-PROP COAL ROCK CUTTER		32264		221
843039 OTH SELFPROP COAL/ ROCK CUTTER	9852	18776		3347
843041 OTH BORS SINK MACH SELF-PROPEL	33638	94535		94992
843049 OTH BOR/SINK MACH NOT SELFPROP	42798	6777685	166263	4732446
843050 OTH MACHINERY SELFPROPELLED		178007		52760
843061 TAMP COMPACT MACH NOT SELFPROP	2250	14316	2690	8861
843069 OTH MACHINERY NOTSELF-PROPELED	3528	103768	5586	25267
843110 PARTS MACHINERY HEADING 84.25	474	7495	2204	19568
843120 PARTS MACHINERY HEADING 84.27	9806	42860	6377	33386
843131 PARTS OF LIFT SKIPHOIST&ESCALT	16538	195410	76407	181367
843139 OTH PARTSLIFT/HANDLE/LOAD MACH	59643	415625	19428	412726
843141 BUCKETS SHOVELS GRABS & GRIPS	1873	35148	7272	38562
843142 BULDOZER OR ANGLEDOZER BLADES	1012	6180	120	4037
843143 PARTS BOR/SINK MACHINERY	344504	2117903	1259003	3274526
843149 PART MACH HEAD 84.26.84.29-30	199430	1185531	170866	2393981
843210 PLOUGHS		92215		778
843221 DISC HARROWS,SCARIFIERS,CULTI	4549	63702		3368
843229 OTH HAROW SCARIFIER WEDER&HOS	158	8994	56	294
843230 SEEDERS PLANERS & TRANSPLANTER	559	1309	138	4229
843240 MANURE SPREADER&FERTILISER DIS	32	134		
843280 OTH AGR HERTI, FORESTRY MACHRY	831	5844	543	43368
843290 PARTS AGR HERTICULTURAL MACHIN	2461	27518	4797	95951
843311 LAWN MOVER PARKS/SPORTS GROUD	48	3401		181
843319 OTH MOVER LAWN PARKS SPORTGOOD	229	5203	119	2616
843320 OTH MOWERS INCLUDING CUTER BAR	34	9186	290	5315
843330 OTH HAYMAKING MACHINERY	181	2818	951	5179
843340 STRAW BALER INCL PICK-UP BALER	1702	39634	517	6642
843351 COMBINE HARVESTER-THRESHERS	78013	1010888	51463	836530
843352 OTH THRESHING MACHINERY	512	2115		702
843353 ROOT/TUBER HARVESTING MACHINES		4147	2003	2003
843359 OTH HARVESTING MACHINES	7431	74227	7166	38217
843360 MACH CLEAN SORT EGG FRUT AGPRO		1040	1535	154962
843390 PARTS MACH CLEAN/SORT EGG ETC	4834	45042	6636	42511
843410 MILKING MACHINES	933	17349	4249	13684
843420 DAIRY MACHINERY	9489	30730	217776	261945
843490 PART MILKING/DAIRY MACHINERY	9744	33635	12750	45367
843510 MACHINERY (PRESSES,CRUSHES)	616	2052	435	6427
843590 PART OF JUICE EXTRACTING MACHI	770	1822		874
843610 MACHRY PREP ANIMAL FEED STUFS	309663	574259	41576	367033
843621 POULTRY INCUBATORS & BROODERS	32241	56499	130009	441583
843629 OTH POULTRY KEEPING MACHINERY	119871	817602	53749	754092
843680 OTH MACHINERY		25063		3264
843691 PARTS POULTRY KEEP MACH BRODER	1926	18100	1570	61099
843699 OTH PART OF AGR/HORT MACHINER	16062	132733	7751	112026
843710 MACH CLEAN SORT GRAD GRAIN/VEG	31291	470241	204566	645393
843780 OTH MACHINERY	40582	206115	23845	478146
843790 PARTS MACHINE USE MILLINDUSTRY	48126	264287	40088	220153
843810 BAKERY MACH MFG MACARONI SPGTI	72780	635733	118651	888097
843820 MACH MANU CONFECTIONERY COCA	90089	285256	3272	391500
843830 MACHINERY SUGAR MANUFACTURE	1090	28847		122701
843850 MACH PREPARATION MEAT/POULTRY	2272	441607	21557	63809
843860 MACH PREP OF FRUITS/NUTS/VEG.	38262	61125	4879	122788
843880 OTHER MACHINERY	5556	154403	6151	149019
843890 PARTS MACH/ND MFG FOOD DRINK	20708	530189	28847	162753

Contd.

10.11 Imports by Economic Categories (Detail)

I T E M S	(In Thousand Rupees)			
	DECEMBER, 2015	FROM JULY, 2015	DECEMBER, 2014	FROM JULY, 2014
843910 MACHINERY M/PULP FIBROUS MATA	37761	42625		32846
843920 MACHINERY MAKE PAPER P/BOARD	7500	60947	65424	391446
843930 MACHINERY FINISH PAPER P/BOARD	4699	128556	8438	42470
843991 PARTS MACHIN PULP FIBROUS MATERL	3251	30195	117	14974
843999 OTH PARTS MACHIN PAPER P/BOARD	18536	187916	32103	199928
844010 BOOK-BIND&BOOK-SEWING MACHIN	880	56030	1362	29784
844090 PARTS BOOK BINDING MACHINERY		61	6	3138
844110 CUTTING MACHINES	63949	489803	4865	155109
844120 MACH MAKE BAGS SACKS/ENVELOP	564	9535		1550
844130 MACH MAKE CARTONS BOX TUBE ETC	15420	51108		21312
844140 MACH MOULDING ARTICLE P/P,PULP	73082	142899		17221
844180 OTH MACH FOR MAKING P&P/BOARD	20499	46995	3536	13467
844190 PART MAC H-8441.1000,8441.4000	7560	72816	35772	101169
844230 PRINTING MACH, APATUS&EQUIPMEN	10448	61965	51724	73405
844240 PARTS OF THE FOREGOING MACH	187	9076	495	6150
844250 PLATE ,CYLINDER/PRINT COMPONE	6928	118974	17523	124676
844311 OFF SET PRINT MACHIN REEL FED	15981	119980	6235	53241
844312 SHEET FED,OFFICE TYPE S-22&36	2300	21530	774	7749
844313 OTH OFFSET PRINTING MACHINERY	57501	356688	32078	255308
844314 LETTERPRESS PRI-MACH REEL FED		1598		5736
844315 LT-PRESS P-MACH O/T R-FED,FLEX	10650	28113	513	50463
844316 FLEXOGRAPHIC PRINTING MACHIN	81579	124867	10242	53376
844317 GRAVURE PRINTING MACHINERY	324169	590469	4803	81808
844319 HOT STAMPING MACHINES	184337	637510	35939	519149
844331 MACH PERFORM TWO OR MORE FUNCT	53178	241248	21681	83160
844332 PRINTER CONNECT TO AUTOMA DPM	125640	813308	99372	582028
844339 O-MACH REPRODUC ORIGINAL IMAGE	110094	553333	30499	207684
844391 PART/ACCE PRINTING MACH H-8442	55173	220103	15156	211569
844399 PARTS /ACCE OTH PRINTING MACH	70305	533251	50856	386537
844400 MAC EXTRUD CUT M-MADE TEX-MATE	56029	99223		93687
844511 CARDING MACHINES	183136	1269729	16625	957476
844512 COMBING MACHINES		54699		49083
844513 DRAWING /ROVING MACHINES	55520	627897	178733	707305
844519 OTH MACH TEXTURE FIBRE ETC	248052	806780	51701	790352
844520 TEXTING SPINNING MACHINES	284001	1744037	74761	1876596
844530 TEXTILE DOUBLING OR TWIST MACH	56282	264782	12006	95659
844540 TEXTILE WINDING MACHINE	169031	1829261	145798	1201423
844590 OTH MACH, TEXTILE FIBRE	41731	829252	86950	727703
844610 WEAVING MACH FAB WD-NOT>30CM	1915	2830		
844621 POWER LOOM WEAV FAB EXCED 30CM		2979		5202
844629 OTH WEAVING MACHINES(LOOMS)	100420	521470	105071	479252
844630 WEAV MACH FAB >30CM SHUTLES	407801	3338431	652085	3366527
844711 CIRCULAR KNITTING MACHINE	5164	111755		214353
844712 CIRCULAR KNIT MACH DIA>165MM	2829	135716	10054	190847
844720 FLAT KNIT MACH STITCH-BONDING	55782	255921	21299	106092
844790 OTH MACH GIMPED YARN TULE LACE	808679	3841950	705800	3316783
844811 DOBBIES JACQUARD COPY ETC MACH	38963	60388	13414	49868
844819 OTH AUXILARY MACHIN HD84.44-47	77286	628432	113011	890113
844820 PARTS&ACCESORIES MACH H-84.44	1417	33447	995	29748
844831 CARD CLOTHING	95860	561271	108164	597345
844832 PART ACCESSORY MACH TEXT FIBRE	4154	62814	7184	53952
844833 SPINDLE SPIND FLYER S/IN RING	105859	586108	131138	681588
844839 OTH PARTS&ACCESSORIES 84.45	153338	777669	160188	880088
844842 REEDS FOR LOOMS HEALDS&H/FRAM	38694	171100	27785	156454
844849 OTH PART ACCESSORIES WEAV MACH	64698	276598	51836	397234
844851 SINKERS NEEDLES & OTH ARTICLES	40296	197656	34605	182901
844859 PART ACCESSORY MACH HEAD 84.47	45295	241993	52145	215551
844900 MACH MFG FINISH NON WOVENS	49098	73266		40690
845011 WASHING MACH FUL-AUTO NOT>10KG	70367	275244	40028	290216
845012 O-MACH BUILT-CENTRIFUGAL DRIER	32706	97254	26049	71474
845019 O-MACH DRY LINE CAPA -NOT>10KG	6894	28290	5244	43127

Contd.

10.11 Imports by Economic Categories (Detail)

I T E M S	(In Thousand Rupees)			
	DECEMBER, 2015	FROM JULY, 2015	DECEMBER, 2014	FROM JULY, 2014
845020 MACHINE DRY LINE CAP EXCE10KG	43	18779	3962	4818
845090 PARTS FOR H/HOLD WASH MACHINE	20546	124308	19056	86551
845110 DRY-CLEANING MACHINES	167	4743	220	17024
845121 DRY MACH OF DRYLINEN CAP<10KG	3	11		
845129 OTH DRYING MACHINES	39570	222723	19143	140754
845130 IRONING MACHINES & PRESSES	19837	68117	6935	62378
845140 WASHING BLEACH DYE MACHINES	767017	2159332	109000	430947
845150 REELING UNREEL FOLDING ETC MAC	8609	125479	988	65662
845180 OTH MACHINERY	422418	2130822	307901	2315594
845190 PARTS FOR DRY CLEAN/DYING MACH	26486	177966	14559	157398
845210 SEWING MACHINE HOUSEHOLD TYPE	9296	44011	13482	43921
845221 AUTOMATIC UNITS SEWING MACHINE	9014	68201	1768	74329
845229 OTH SWING MACHINES	249552	1149920	172463	1257322
845230 SEWING MACHINE NEEDLES	5074	42361	9109	45618
845290 OTHER PARTS OF SEWING MACHINE	27907	136487	22601	108218
845310 MACH PREP,TANN HIDE,SKIN LEAT	15780	143295	21039	206876
845320 MACH MAKING/REPARING FOOTWEAR	14013	107614	40722	203257
845380 OTH MACH REPAR H-SKINS/LEATHER	8687	46173	6681	31457
845390 PARTS OF MACH TANNING,FOOTWEAR	6693	57073	7090	49015
845410 CONVERTERS	2	10989	1172	2571
845420 INGOT MOULDS & LADLES	1138	3899	3039	8343
845430 CASTING MACHINES	27244	180476	8686	163547
845490 PARTS OF CONVERTERS LADLES ETC	15780	57897	4595	34837
845510 TUBE MILLS	7673	485817	18987	77593
845521 HOT/COMBIN HOT&COLD ROLING MIL	17394	225424	40202	242579
845522 COLD, ROLLING MILLS	6991	248332	13880	17279
845530 ROLLS FOR ROLLING MILLS	19183	197447	28969	205116
845590 OTH PARTS METAL ROLLING MILLS	4743	31739	10165	61838
845610 MACH TOOL WORKING BY LSER ETC	25899	59774	4307	14407
845620 MACH OPERATED ULTRASONIC PROCE	123	2845		751
845630 MA-TOOL OPER ELECTRO DISCHARGE	4071	34432	155	14338
845690 O-MAC TOOL FOR REMOVAL OF MAT	933	30975	32159	40631
845710 MACHING CENT FOR WORKING METAL	42253	212229	9226	192470
845730 MULTI-STATION TRANSFER MACH		4773		53887
845811 HORIZONT LATH NUMERICL CONTROL	34069	112904	14181	48779
845819 OTHER, HORIZONTAL LATHES	11477	49485	12776	53179
845891 OTH LATHES NUMERICALLY CONTROL	5644	25129	551	58090
845899 OTH LATHES FOR REMOVING METALS	8000	33511	8009	97889
845910 WAY TYPE UNIT HEAD MACHINES	345	2662	885	6376
845921 OTH DRILL MACH NUMERICAL CONT		2522		11102
845929 OTHER DRILLING MACHINES	10866	102441	8367	78463
845931 OTH BOR/DRIL MACH NUMERI CONTR		3980	507	507
845939 OTHER BOARING-MILLING MACHINES		29685		3264
845940 OTHER BORING MACHINES	3069	17825	1367	66613
845951 MILLING MACH KNEE TYPE N.CONTR	678	5684		772
845959 MILL MACH W TRAVERSER =<300MM	6790	37180	2899	31594
845961 OTH MILLING MACH NUMERICAL CONT	12944	15214	226	24188
845969 OTHER MILLING MACHINES	4869	44474	6932	95584
845970 OTH THREAD/TAPPING MACH	2975	39311	3638	47212
846011 F.SURFACE GRIND MACH NUM CONTR	1715	1771		890
846019 OTH F.SURF GRIND MAC AXIS0.01M	3341	33624	681	19007
846021 OTH GRIND MACH NUMERICAL CONTR				18631
846029 OTH GRIND MACH AXIS 0.01MM	3316	9898	301	11342
846031 SHARPENING MACH NUMERICAL CONTR			7285	9053
846039 OTH SHARPENING MACH-TOOL	8169	10399	4441	4993
846040 HONING OR LAPPING MACHINES	6128	9987	6360	18696
846090 OTHER MACHINE TOOLS	24128	61366	619	50916
846120 SHAPPING OR SLOTTING MACHINES	3167	23756	1701	14383
846130 BROACHING MACHINES		415	431	431
846140 GEAR CUTTING,GRIND/FINISH MACH	885	40949	129	22740
846150 SAWING OR CUTTING-OFF MACHINES	18087	162557	7950	55704

Contd.

10.11 Imports by Economic Categories (Detail)

I T E M S	(In Thousand Rupees)			
	DECEMBER, 2015	FROM JULY, 2015	DECEMBER, 2014	FROM JULY, 2014
846190 OTH MACH TOOL FOR METAL WORK	6588	25893	28387	48721
846210 FORGING/DIE-STAMP MACH&HAMMERS	26847	52385	85	243941
846221 BEND,FOLD,ETC MACH NUM CONTROL	2568	31747	113	5468
846229 OTH BENDING,FOLDING MACH	3707	71916	8216	84787
846231 SHEARING MACH NUMERICAL CONTRO	213	16972		28550
846239 OTH SHEARING MACH	3032	49052	1148	29101
846241 PUNCH/NOTCH MACH NUM CONTROLLED		15501		
846249 OTH PUNCHING/NOTCHING MACH	50988	106092	2050	84148
846291 HYDRAULIC PRESSES	19107	168019	3832	38001
846299 OTH PRESSES FOR WORK METAL	3214	39602	9334	51280
846310 DRAW-BENCH FOR BARS,TUBES WIRE	55177	106033		8146
846320 THREAD ROLLING MACHINES		14162		7483
846330 MACHINES FOR WORKING WIRE	9458	50005	3050	12803
846390 OTH MACH TOOL WORKING METALS	4296	50547	1453	7776
846410 SAWING MACHINES	23	8750		13116
846420 GRINDING OR POLISHING MACHINES	1497	25941	3058	35870
846490 OTH MACH TOOL WORK STONE/CER/C	3657	29364	29056	66039
846510 MACHINE FOR MECHANIC OPERATION	232	2305	128	1905
846591 SAWING MACHINES	3789	13748	585	11163
846592 PLANING,MILLING, MOULD MACH	1646	11138		5757
846593 GRINDING SANDING POLISHING MAC	5472	60247		15473
846594 BENDING OR ASSEMBLING MACHINES	708	1962		82316
846595 DRILLING OR MORTICING MACHINES	155	2828		2359
846596 SPLITING SLICING PARING MACH	9298	26625		9095
846599 OTH MACH TOOL FOR WOOD CORKETC		158043	4613	64246
846610 TOOL HOLDER SELF OPEN DIEHEAD	3928	29575	1275	20286
846620 WORK HOLDERS	1497	12902	2133	28792
846630 DIVIDING HEAD & ATTACH M-TOOL		1102	984	2536
846691 OTH PART FOR MA-TOOL H.84.64	1937	10349	1101	6591
846692 OTH PART FOR MA-TOOL H.84.65	6883	31816	4359	30172
846693 PART/ACCES MACH TOOL PLAN ETC	31160	113173	6328	135411
846694 PART/ACCES MACH TOOL FOLD ETC	13072	44206	3087	62541
846711 PNEUMATIC ROTARY TYPE TOOLS	401	1784	54	3522
846719 OTH PNEUMATIC TOOLS FOR WORK	3415	19751	7174	30669
846721 DRILL W ELEC MOTOR OF ALL KIND	13227	72536	12655	58561
846722 SAWS SELF CONTAINED ELE-MOTOR	1416	13140	2065	7761
846729 OTH TOOL WITH ELECTRIC MOTOR	32345	211017	43031	209038
846781 CHAIN SAWS	7880	20957	4224	14749
846789 OTH TOOL WORKING IN HAND	3445	35908	4954	39216
846791 PARTS OF CHAIN SAWS	744	11206	895	3648
846792 PARTS OF PNEUMATIC TOOLS	452	11597	6278	9302
846799 OTH PART TOOL WOR IN THE HAND	19163	72434	12376	69935
846810 HAND HELD BLOW PIPES	780	1410		251
846820 OTH GAS-OPERATED MACH APPARATU	3331	19669	837	6955
846880 OTH MACH FOR SOLDER,BRAZING	7701	87432	3992	57814
846890 PARTS FOR SOLDERING,BRAZIN MAC	7616	18419	721	15297
846900 TYPEWRITER;WORD PROCESS MACH		3716		1219
847010 ELEC CALCULATOR,DATA REC MAC	17571	60213	21467	80410
847021 CALC. MACH W PRINT DEVICE		6		6
847029 OTH ELECTRO CALCULATING MACHIN	381	657		197
847030 OTHER CALCULATING MACHINES		526		105
847050 CASH REGISTERS	1431	10286	2209	36743
847090 OTH POSTAGE,TICKET ISSUE MACH	1057	26523	432	12297
847130 PORTABLE AUTOMATIC DP MACHINE	960435	5471622	1139804	14655136
847141 OTH AUTOMATIC DATA PRO MACHINE	346711	829572	10028	1091637
847149 OTH PRESENTED IN FORM SYSTEMS	83358	690322	14341	164366
847150 PROCESSI UNIT O/T,H-8471.41,49	135461	1594629	309268	2361311
847160 INPUT,OUTPUT UNIT IN S-HOUSING	55623	334019	167616	571223
847170 STORAGE UNITS	93023	537606	67890	507255
847180 OTH UNITS OF AUTO DAT PRO MACH	15926	65453	5056	29831
847190 OTH LAN,BRIDGES,HUBS EXCL SWIT	28574	269217	77033	461359

Contd.

10.11 Imports by Economic Categories (Detail)

I T E M S	(In Thousand Rupees)			
	DECEMBER, 2015	FROM JULY, 2015	DECEMBER, 2014	FROM JULY, 2014
847210 DUPLICATING MACHINES	89	162		1397
847230 SORTING/FOLDING/AFFIXING MACH		673		298
847290 OTHER, OFFICE MACHINES	95727	1320218	213234	1147343
847310 PARTS/ACCESS OF MACH H-84.69		10434		1504
847321 PART CALC MACH H-8470.10.21.29	27	41		127
847329 OTH PARTS OF MACH H-84.70	1083	24884	1531	25434
847330 PARTS/ACCESS OF MACHINE 84.71	117836	666269	89660	680494
847340 PARTS/ACCESS MACHINE HEAD84.72	28401	185903	8883	150374
847350 PARTS/ACCESS MAC HD84.69-84.72	717	7057	736	5996
847410 SORTING/SCREENING/WASHING MACH	384930	405960	53983	194810
847420 CRUSHING OR GRINDING MACHINES	92784	531714	49614	471699
847431 CONCRETE OR MORTAR MIXERS	140857	468348	79639	549668
847432 MACH FOR MIXING MINERAL&BITUME	33090	156136	23052	206117
847439 OTH MACH FOR MIXING MINERALS	5587	19168		7216
847480 OTHER MACHINERY	269514	505077	13933	68748
847490 PART OF SORTING,SCREENING MACH	162261	1101725	84020	734702
847510 MACH FOR MAKING ELEC LAMP/TUBE		33594		152
847521 MACH FOR MAKING OPTICAL FIBRE		10		
847529 OTH GLASS WORKING MACHINES	7133	85789	5191	82256
847590 PARTS OF MACHINES H-NO.84.75	3102	15948	4049	37188
847621 BEVERAGE/VENDING MA W REFRIG	747	4960		3996
847629 OTH,AUTOMA BEVERG-VENDING MACH		257		22
847681 OTH MACH HEATING/REFRIG,DEVICE		235		158
847689 OTH MACH INCL MONEY CHANG MACH		103		26
847690 PARTS OF MACH HEADING 84.76	178	2041	27	68
847710 INJECTION-MOULDING MACHINES	387881	1387020	258550	1007209
847720 EXTRUDERS	92296	265793	73544	521555
847730 BLOW MOULDING MACHINES	111495	466584	15852	285206
847740 VACCUM MOLDING/THERMOFORM MACH	15414	53192	12984	27982
847751 MACH MOULD PNEUMATIC TYRE,TUBE	44234	112008	1310	175913
847759 OTH MACH FOR MOLDING/FORMING		13418	37656	74588
847780 OTH MACH FOR WORKING RUB/PLAST	633317	2088979	34382	351466
847790 PARTS OF MACH,WORKING RUB/PLAS	84002	349351	83489	294663
847810 MACH FOR REPAIRING TOBACCO	380	202378	82131	178849
847890 PARTS OF MACHINES OF H-84.78	39041	356946	27297	186687
847910 MACH FOR PUBLIC WORKS,BUILDING	40866	349351	23762	202212
847920 MACH FOR EXTRACT/PREP FATS/OIL	147875	406466	5725	232646
847930 PRESS PARTICAL/FIBRE BOARD ETC	58734	533707	1136	146321
847940 ROPE OR CABLE MAKING MACHINES	42586	293704	24295	75517
847950 INDUSTRIAL ROBOTS(N.E.S.)		6146		42628
847960 EVAPORATIVE AIR COOLERS	10233	183708	8079	190516
847979 OTH PASSENGER BOARDING BRIDGES	38	783	34470	39338
847981 MA FOR TREATING METAL/FLE WIRE	30365	90690	1759	58038
847982 MIX/KNEAD/CRUSH/GRIND ETC MACH	107385	596946	139815	2681949
847989 OTH APPLI IDIVIL FUNCTIO MACH	544938	2054896	2097595	3953272
847990 PART OF MA H- 8479.20.60.82.84	82885	577082	284358	722187
848010 MOULDING BOXES FOR MET FOUNDRY	4713	18626	1679	13546
848020 MOULD BASES	2937	25709	4280	28737
848030 MOULDING PATTERNS		1249	104	8943
848041 INJECTION OR COMPRESSION TYPES	2738	33086	5158	40923
848049 OTH, MOULDS FOR METAL/CARBIDES	90614	190178	43771	160811
848050 MOLULDS FOR GLASS		28751	7364	65049
848060 MOULDS FOR MINERAL MATERIALS.	10192	60392	3542	23767
848071 INJECTION OR COMPRESSION TYPES	85	253117	72701	224715
848079 OTH MOULDS FOR RUBBER/PLASTICS	213559	752625	118177	513546
848110 PRESSURE-REDUCING VALVES	150231	847761	184292	1140687
848120 VALVES,OLEOHYD/PNEUMATIC TRANS	15024	154803	53913	1213249
848130 CHECK (NONRETURN) VALVES	100325	582977	73188	489677
848140 SAFETY OR RELIEF VALVES	25765	369372	87271	408947
848180 OTH APPLIANCE(TAP,COCKS,VAL)	767252	4705925	423449	3370984
848190 PARTS OF APPLICANCE H-NO.84.81	80315	679806	81468	538204

Contd.

10.11 Imports by Economic Categories (Detail)

(In Thousand Rupees)

ITEMS	DECEMBER, 2015	FROM JULY, 2015	DECEMBER, 2014	FROM JULY, 2014
848210 BALL BEARINGS.	432217	2216610	392003	2032422
848220 TAPERD ROLLER BEARING INC CONE	57603	388604	82264	380925
848230 SPHERICAL ROLLER BEARINGS	20977	213610	29714	192453
848240 NEEDLE ROLLER BEARINGS	6912	38733	5854	38835
848250 OTH CYCLINRICAL ROLLER BEARING	14043	110701	38873	135318
848280 OTH COMBINED BALL/ROLLER BEAR	44484	241233	39768	234325
848291 BALLS, NEEDLES/ROLLERS PARTS	21777	80764	14655	93342
848299 OTH PARTS OF BALL/ROLLER BEAR	16418	119389	23731	145964
848310 TRANSMISSION/CRANKS/SHAFTS.CAM	224726	1309502	252426	1475302
848320 BEARING HOUSING-BALL/ROLR BEAR	12303	71633	4309	54090
848330 BEARING HOUSING NOT INCOR BEAR	146635	874969	172730	1078299
848340 GEAR,CHAIN SPOK,GEAR BOXES ETC	234119	1532642	147322	1143131
848350 FLYWHEL/PULEY INCL PULEY BLOCK	9325	70080	10245	62092
848360 CLUTCHES AND SHAFT COUPLING	71921	491285	72036	365744
848390 PARTS OF HEADING 84.83	34649	261584	24422	311957
848410 GASKET&SIMILAR JOINT OF MATALS	73192	388615	72631	394507
848420 MECHANICAL SEALS	39375	288343	34754	301272
848490 OTH GASKET&SIMI JOINT DISSIMIL	99072	423473	34219	345185
848610 MACH FOR MANUF BOULES / WAFERS				10
848620 MAC FOR MANUF S-COND,I-CIRCUIT		808		21824
848630 MACH FOR MANUF FLAT PANEL DISP		556		44
848640 MACH FOR MANU OF I-CIRCUIT,NES	17056	17213		
848690 PARTS&ACCE OF MACH MANU S-COND	244	1105		9894
848710 SHIPS/BOATS,PROPELLERS&BLADES		36220	27	10819
848790 O-PARTS&ACCE NOT CON ELE-CONNE	21332	191233	26146	142422
850110 ELEC MOTOR OUTPUT NOT>37.5.WAT	50963	271833	136762	345123
850120 UNIVERSAL AC/DC MOTOR >37.5 W	29895	197230	31215	141671
850131 OTH DC MOTOR/GEN 0-P=750 WATT	16534	127181	27301	114278
850132 O-DC MOTOR/GEN 0-P-750W-75KW	4898	32334	2772	89084
850133 OTH DC MOTO/GEN 0-P-75KW-375KW	2567	29408	10591	73633
850134 OTH DC MOTOR/GEN OUTPUT >375KW	726	28593		95991
850140 OTH AC MOTORS,SINGLE-PHASE	27604	510759	79263	462659
850151 OTHER AC MOTORS MULTI-PHASE	30632	232111	23638	153054
850152 AC MOTORS,OUTPUT-750W-75KW	209475	866837	191554	1134463
850153 AC MOTORS,OUTPUT>75KW	35202	502963	63146	429302
850161 AC GENERATORS OUTPUT NOT>75KVA	46803	322224	16557	239376
850162 AC GENERATORS OUTPUT-75-375KVA	18818	91811	8642	55708
850163 AC GENERATOR 0-P-375KVA-750KVA		2960	1790	12325
850164 AC GENERATORS OUTPUT >750 KVA	205142	368097	6015985	7393440
850211 EL GNERATOR (DIESEL)0-P>75 KVA	237711	2100566	180591	1642427
850212 GENER SET(DIESEL)OP- 75-375KVA	149525	958425	103771	849052
850213 GENER SET(DIES ENG)OP>375KVA	548064	2138813	2444097	7338134
850220 GENER SET(SP-ING ENG)OP>375KVA	799173	2178696	205733	2424349
850231 GENERATING SETS,WIND POWERED	9535031	25372652		156096
850239 OTHER GENERATING SETS	814724	9738255	1619645	7613338
850240 ELECTRIC ROTARY CONVERTERS.			380	745
850300 PARTS FOR MACHIN H-85.01/85.02	992447	2146684	542047	2571165
850410 BALLAST FOR DISCHARG LAMP/TUBE	5020	67934	9700	76763
850421 LIQUID DIELECRICT FORMERS	1307	42902		6675
850422 LIQ D-E T/FORMER-650-10000KVA	124579	225814		23833
850423 LIQ DI-ELE T/FORMER >10000KVA	353407	841539		134714
850431 OTH TRANSFORMER-PHC-NOT>1 KVA	192643	461930	68466	395635
850432 OTH TRANSFORMER-PHC-1KVA-16KVA	137583	205015	11336	69389
850433 OTH TRANSFORMER-PHC-16-500KVA	53566	576267	48041	236145
850434 OTH TRANSFORMER-PHC>500 KVA	442994	5272585	1055756	2265574
850440 STATIC CONVERTERS	908806	4720342	650061	4656731
850450 OTHER INDUCTORS	12999	104518	37121	168589
850490 PARTS ELEC POWER MACH H-8504	253985	911749	117064	654195
850511 PERMANENT MAGNETS AND ARTICLES	3377	28418	4968	34072
850519 OTH PERMANENT MAGNETS&ARTICLES	18561	87532	11890	68615
850520 EL-MAGNET COUPLING,CLUTCH ETC	2708	21475	5403	27022

Contd.

10.11 Imports by Economic Categories (Detail)

I T E M S	(In Thousand Rupees)			
	DECEMBER, 2015	FROM JULY, 2015	DECEMBER, 2014	FROM JULY, 2014
850590 OTH EL-MAGNET INC/PART HD85.05	4673	29682	4785	127953
850610 MANGANESE DIOXIDE P/CELL&BATT	97140	512334	75016	438934
850630 MERCURIC OXIDE P/CELL&BATTERIES		242		
850650 LITHIUM PRIMARY CELL&BATTERIES	25168	205317	22837	183508
850660 AIR ZINC PRIMARY CELL&BATTERIES	586	2626	1554	3423
850680 OTHER PRIMARY CELL&BATTERIES	65471	270018	45197	218474
850690 PARTS OF PRIMARY CELL&BATTERIES	25530	70798	7333	32028
850710 LEAD-ACID ACCUMULATOR(STARTNG)	6318	16521	1062	29845
850720 OTHER LEAD-ACID ACCUMULATORS	723617	3678413	302077	3656561
850730 NICKEL-CADMIUM ACCUMULATORS	1949	86463	13140	23798
850740 NICKEL-IRON ACCUMULATORS		31		
850750 BATTERIES NICKEL-METAL HYDRIDE	804	4854		718
850760 BATTERIES LITHIUM-ION	34026	95932	3374	13872
850780 OTHER ACCUMULATORS	21729	296971	10660	104373
850790 PARTS EL-ACCOMOLATOR INCL SEPR	67883	325739	19749	194486
850811 VACUUM CLEANER SE-CONTA E-MOTOR	11975	42675	3178	20967
850819 OTH VACUUM CLEANERS SELF MOTOR	3173	25341	1698	18348
850860 OTHER VACUUM CLEANERS	530	8132	1386	6042
850870 PARTS OF VACUUM CLEANERS	261	1939	26	2800
850940 FOOD GRINDER/MIXERS&JUICE EXT	58757	408491	55033	416745
850980 OTH DOMESTIC APPLIANC	9608	83569	14981	124254
850990 PARTS DOMESTIC APPLIAN	42541	208200	19016	115404
851010 SHAVERS SELF CONTAINED EL-MOTO	6748	23599	1286	22737
851020 HAIR CLIPPERS SELF CON EL-MOTO	4118	32537	894	23343
851030 HAIR-REMOVING APPLIANCES	1177	42238	3968	47624
851090 PART OF SHAVER/CLIPPER/REMOVER	4530	11215	716	9359
851110 SPARKING PLUGS	81241	483627	70749	466314
851120 IGNITION/DYNAMOS MAG-FLYWHEELS	3700	23725	5435	41213
851130 DISTRIBUTORS;IGNITION COILS	29017	196952	17428	125446
851140 STARTERS MOTORS/DUEL PUR GENER	14572	59007	4056	73372
851150 OTHER GENERATORS	2880	24793	688	34699
851180 OTH EL-IGNITION/START EQUIP	5983	29794	367	9130
851190 PARTS OF THE HEADING NO.85.11	89536	679699	71714	495099
851210 LIGHTS SIG EQUIP BICYCLE USED	790	1921	524	2034
851220 OTH LIGHTING SIG EQUIPMENT	163044	1031456	230168	778575
851230 SOUND SIGNALLING EQUIPMENT	12658	85491	10887	64735
851240 WINDSCREEN WIPER,DEFROST/DEMIS	9420	39613	2446	15052
851310 PORTABLE ELECTRIC LAMPS	250516	814250	243177	719937
851390 PARTS(OF THE HEADING NO.85.12)	1125	4059	736	4236
851410 RESISTANCE HEATED FURNACE/OVEN	3645	6515	4783	6761
851420 INDUCTION/DIELECTRIC FUR/OVENS		30934	72	21343
851430 OTHER FURNACES AND OVENS	5597	24779	3592	125183
851440 OTH IND/DI-EL HEATING EQUIPMNT	94006	136868	5926	21440
851490 PARTS(OF HEADING NO.85.14)	2444	63215	5035	43284
851511 SOLDERING IRONS AND GUNS	6692	88851	12822	41490
851519 OTH BRAZING/SOLDER IRONS&GUNS	22711	54431	5419	30054
851521 MACHINES,RES WELDING OF METAL	1125	6773		4218
851529 OTH MACH RES WELDING OF METAL	51141	101086	3457	79567
851531 MACH ARC WELDING METAL F/AUTO	11395	28384		7743
851539 OTH MACH/APP ARC WELDING METAL	44406	400134	16733	87225
851580 OTH MACH/APP HOT SPRAYING METL	13362	94172	14839	75281
851590 PARTS(OF HEADING NO.85.15)	61310	123192	16980	79120
851610 ELE INSTANEOUS/IMERSION HEATER	10351	104352	9709	42220
851621 STORAGE HEATING RADIATORS	2224	15169	3035	8899
851629 OTH ELE SPACE/SOIL HEATNG APPA	53245	259370	15234	424958
851631 HAIR DRYERS	7611	39246	4770	29464
851632 OTHER HAIR DRESSING APPARATUS	3409	18080	2085	22990
851633 HAND DRYING APPARATUS	2548	13217	87	3613
851640 ELECTRIC SMOOTHING IRONS	16454	86779	13724	64816
851650 MICROWAVE OVENS	25813	181887	5197	103101
851660 OTH OVEN/COOKER/GRILL/ROASTERS	33563	148099	24068	110006

Contd.

10.11 Imports by Economic Categories (Detail)

(In Thousand Rupees)

ITEMS	DECEMBER, 2015	FROM JULY, 2015	DECEMBER, 2014	FROM JULY, 2014
851671 ELECTRIC COFFEE OR TEA MAKERS	6177	27921	18167	60774
851672 ELECTRIC TOASTERS	18457	93232	20160	110134
851679 OTH ELECTRIC-THERMIC APPLIANCE	27447	140263	17450	80285
851680 ELECTRIC HEATING RESISTORS	11941	65891	12253	82909
851690 PARTS EL-THERMIC APP H-85.16	88178	575071	132295	640578
851711 LINE TELEPHONE CORDLESS H-SETS	12823	54291	4920	40087
851712 TELEPHONE FOR CELLULAR NETWORK	7049103	39010134	6525254	35149206
851718 OTHER TELEPHONES	5111	79232	4687	55444
851761 BASE STATIONS FOR WIRELESS N-W	1138715	4099141	455264	2488488
851762 MACH FOR RECEPTION VOICE/IMAGE	2009980	14067600	1976041	16043702
851769 OTHER APPARATUS	863910	3827245	1057367	9869769
851770 PARTS FOR TELEPHONES/WIRELESS	568652	3074498	634174	6055415
851810 MICROPHONES AND STANDS THEREOF	5395	24730	5936	30778
851821 SINGLE L/SP MOUNTED IN ENCLOUR	22855	103806	29551	106103
851822 MULIPLE L/SP MOUNTED IN ENCL	21098	107491	33554	178310
851829 OTH L/SP NOT MOUNTED IN ENCL	32743	193071	38955	201612
851830 HEAD/EAR/MICRO PHONE SPEAK SET	50559	279124	40771	234716
851840 AUDIO FREQUENCY ELEC.AMPLIFIER	4403	27823	5722	38251
851850 ELECTRIC SOUND AMPLIFIER SETS	2280	15513	2169	22994
851890 PARTS & ACCESSORIES HEAD 85.18	7455	45567	8341	104222
851930 TURNTABLES (RECORD-DECKS)	111	209		8
851950 TELEPHONE ANSWERING MACHINES	1509	1535		
851981 O-APPA USING MAG/OPTICAL MEDIA	340	4001	34	405
851989 OTH COMPACT DISK PLAYERS	5633	27759	3864	17216
852110 MAGNETIC TAPE TYPE	3133	15027	1455	11036
852190 OTH VIDEO REC/REPRODUCING APP	28282	105559	11112	82539
852210 PICK UP CARTRIDGES		5	63	69
852380 DATA/SOUND RECORDED AUTO.DPM	2180235	3075486	9051	4269252
852550 TRANSMISSION APPA FOR RADIO/TV	9452	69408	5152	81257
852560 TRANSMISSION APPARATUS	64040	231609	27030	144757
852580 TV CAMERAS,DIGI/VIDEO CAMERA-R	67913	419960	35171	241633
852610 RADAR APPARATUS	13291	18478	208	18333
852691 RADIO NAVIGATIONAL AID APPARAT	26008	1831155	10428	164098
852692 RADIO REMOTE CONTROL APPARATUS		5007	830	7926
852712 POCKETSIZE RADIOCASSETTE PLAYER	263	1339	262	1703
852713 OTH APPA COMB W/SOUND REC/PRO		177		
852719 OTH RECORDING/REPRODUCING APPA	2172	12707	5335	19959
852721 OTH RADIO BRO-RECEIVER FOR VEH	6254	26824	5934	28355
852729 OTH SOUND REC/REPRO APPA VEH	5906	71642	65910	321017
852791 OTH APPA COMB W/SOUND REC/PRO	32	1761	21	319
852792 APPA NOT COMB W-S-RECOR/REPROD		41	26	97
852799 MODEMS FOR SUND RECOD APPA		158	62	1004
852841 MONITORS AUTOM DATA PRO SYSTEM	406	4740	385	135016
852849 OTH CATHODE-RAY TUBE MONITORS	1498	16712	692	4261
852851 OTH MONITOR DATA PROCESSING SY	207621	1237257	294493	1182209
852859 OTHER MONITORS	14156	27084	27515	44486
852861 PROJECTOR FOR AUTO- DPS-H8471	13149	67402	15795	125476
852869 MULTIMEDIA PROJECTOR-FOR DP-SY	175	23199	985	3058
852871 RECEPTION APPA FOR TV	26796	102000	24462	120827
852872 OTH COLOUR TV SETS	761368	2914356	94897	610115
852873 OTH MONOCHROME RECEPTION-APPA	191	191		
852910 AERIALS/REFLECTORS ALL KINDS	17968	266310	30566	244049
852990 OTH PARTS/APP H-85.25-85.28	60104	944995	514302	2939618
853010 EL-SIGNAL EQP RAILWAY/TRAMWAY		1042		2945
853080 OTH SIGNAL EQP EL TRAFIC CONT	15780	38891	5618	74404
853090 PARTS OF EQP HEAD 85.30	108	25790	1669	3659
853110 BURGLAR/FIRE ALARMS/SIMIL APPT	55198	136086	17057	247524
853120 INDICATOR PANEL INCORP LCD/LED	10043	72574	16326	105074
853180 OTHER APPARATUS	3344	35041	5857	47052
853190 PARTS ELEC SOUND/VIS SIG APPT	5042	30016	6734	84573
853210 FIX CAPACITO 50/60HZ CAP.5KVAR	11050	79793	13325	304733

Contd.

10.11 Imports by Economic Categories (Detail)

I T E M S	(In Thousand Rupees)			
	DECEMBER, 2015	FROM JULY, 2015	DECEMBER, 2014	FROM JULY, 2014
853221 OTHER FIXED CAPACITOR	712	796	86	1052
853222 ALUMINIUM ELECROLYTIC FIX CAP	409	3027	81	8888
853223 CERAMIC DIELEC,SIN-LYR FIX CAP	1971	4960	834	4770
853224 CERAMIC DIELEC MUL-LYR FIX CAP	2979	14624	1924	10252
853225 DIELECTRIC PAPER PLAS FIX CAP	1079	4579	2251	4970
853229 OTHER FIXED CAPACITORS	21726	154414	35181	146343
853230 VARIABLE/ADJUSTABLE CAPACITORS	216	6231	6473	13372
853290 PARTS OF ELECTRICAL CAPACITORS	5562	23384	1513	14203
853310 FIXED CARBON RES COMP/FILMTYPE	2905	14475	1445	30413
853321 OTH FIXED RES CAPACITY < 20 W	732	3915	229	2003
853329 OTHER FIXED RESISTORS	11022	71480	15491	72123
853331 W/WOUND RESISTOR- RHEO&POTEN	2919	16073	2127	12450
853339 OTH W/WOUND VARIABLE RESISTORS	6673	15796	3241	11377
853340 OTH VAR RES INCL REHEOSTATS	12176	63613	7663	57830
853390 PARTS FOR ELECTRICAL RESISTERS	820	7471	483	4380
853400 PRINTED CIRCUITS	27240	246111	88927	494941
853510 FUSES FOR VOLTAGE >1000 VOTTS	7683	53572	7661	32220
853521 AUTOMA C-BRAKER VOT <72.5 KV	70557	482410	58259	412829
853529 OTH AUTOMATIC CIRCUIT BRAKER	85319	355908	4657	172883
853530 ISOLATING/MAKE-AND-BREAK SWIT	85383	417012	8720	87622
853540 LIGHT ARRESTER,VOL LIMITER ETC	36085	128217	26495	122896
853590 ELEC APP SWITCHING CIR>1000VOL	112374	512375	37696	294279
853610 FUSES FOR VOLTAGE <1000 VOLTS	13268	62830	6460	43709
853620 AUTOMATIC CIR BREAKER	215692	1235723	171805	1088058
853630 OTH APP PROTECTING ELEC CIRCUL	7521	25329	1148	29888
853641 RELAYS FOR VOLTAGE	6873	180207	8900	144027
853649 OTHER, RELAYS	158009	556797	55810	433088
853650 OTHER SWITHCES	91615	522971	86504	476906
853661 LAMP HOLDERS	3674	33079	6838	45360
853669 OTHER,PLUGS AND SOCKETS	93703	488673	61289	426693
853670 CONNECTORS FOR OPTICALFIBRES	3407	19518	2903	20317
853690 OTH ELECTRICAL APPARATUS	141018	658059	146112	690035
853710 BOARD,PANEC ETC VOLTAGE-1000V	525079	1860350	525407	2742718
853720 BODIES,CONSOLE ETC VOLT>1000V	931158	3275695	68604	524963
853810 BOARD,PANELS GOODS HEAD 85.37	199637	383560	32132	211436
853890 OTH PARTS SUITABLE GOOD H85.37	444475	1432370	289213	1393854
853910 SEALED BEAM LAMP UNITS	14809	47174	9787	51861
853921 TUNGSTEN HALOGEN LAMPS	31424	153327	22528	121329
853922 OTH LAMPS 200W FOR VOLT>100V	5999	53272	11010	50317
853929 OTH FILAMENT LAMPS EXCL U-VIOL	79105	309915	80528	271466
853931 DISCHARGE LAMP O/TAN U-V-LAMP	15313	60802	17236	67684
853932 MERCURY OR SODIUM VAPOUR LAMPS	1707	26040	2275	22163
853939 OTH DISCHARGE LAMPS,O/TH ULTRA	832261	5053538	910448	4641092
853941 ARC-LAMPS (ELECTRIC)	73	2858	1490	3371
853949 OTH ULTRA-VOILET/INFRA-REDLAMP	2572	22349	3391	12350
853990 PARTS ELECTRIC FILAMENT/D-LAMP	50452	244372	39732	209155
854011 CATHODE-RAY TV PICTURE TUBES	3530	9888	13771	54502
854020 TV CAMERA TUBE(IMAG CONVERTER)		19		
854040 DATA GRAP DISPL TUBE,COLO/MONO				108
854071 MAGNETRONS	30721	212566	33524	172941
854079 OTH,MICROWAVE TUBE,CARCINOTR		1392		793
854081 OTHER VALVES AND TUBES:				22
854089 OTHER VALVES ANA TUBES,N.S.	589	2568	64	4088
854099 OTH PARTS OF HEADING NO.85.40	411	2009		
854110 DIODES,OTH THAN PHOTOSENSITIVE	23359	84918	11155	82071
854121 TRANSISTOR O/THAN PHOTOSENSITV	3098	4244	2846	16084
854129 OTH TRANSISTOR O/TH PHOTOLEN	6616	43043	6871	36123
854130 THYRISTORS DIACS AND TRIACS	1873	9091	196	13722
854140 PHOTOSENSITIV SEMICONDUCTOR DE	8560028	29707520	499008	8619696
854150 OTH SEMICONDUCTOR DEVICES	5025	57810	7811	37353
854160 MOUNTED PIEZO-ELECTRIC CRYSTAL	1281	7293	18	4940

Contd.

10.11 Imports by Economic Categories (Detail)

I T E M S	(In Thousand Rupees)			
	DECEMBER, 2015	FROM JULY, 2015	DECEMBER, 2014	FROM JULY, 2014
854190 PARTS OF APPARATUS OF H-85.41	1203	15893	5798	41730
854231 ELECTRONIC INTEGRATED CIRCUIT	48158	178189	21318	168372
854232 MEMORIES	6363	51553	3339	25280
854233 AMPLIFIERS	2204	28119	2469	9272
854239 OTH ELECTRO INTEGRATED CIRCUIT	59981	247055	55674	323203
854290 PARTS OF ELEC INTIGRAT CIRCUIT	11445	66316	1298	26826
854310 PARTICLES ACCELERATORS		104700		3748
854320 SIGNAL GENERATORS	1220	22647	4726	16949
854330 MACH APPA EL-PLATNG ELECTROLYS	1532	11350	12071	65969
854370 OTHER MACHINE/APPARATUS	228931	1208999	177530	1602882
854390 PARTS OF THE APPARATUS H-85,43	27296	124217	22865	161708
854411 WINDING WIRE OF COPPER	10731	95674	1378	67792
854419 OTHER WINDING WIRE OF COPPER	54707	450591	111629	447831
854420 CO-AXIAL CABLE & CONDUCTORS	172651	494928	49390	378049
854430 IGNITION & OTHER WRITING SETS	5452	181581	26532	219152
854442 COMPUTER LEADS WITH CONNECTOR	105867	556810	146802	1455741
854449 OTH ELECTRIC CONDUCTOR N>1000V	729242	2874076	414660	3708527
854460 OTH EL CON FOR VOLTAGE >1000V	256785	1108673	83899	590068
854470 OPTICAL FIBRE CABLES	74264	200758	21206	137369
854511 ELECTRODES USED IN FURNACES	20372	32860	12	53977
854519 OTHER ELECTRODES	8311	10941	371	12052
854520 CARBON BRUSHES	2610	27296	3733	28472
854590 OTH LAMP/BATTERY CARBON,GRAPIT	3036	13849	5446	20854
854610 EELECTRICAL INSULATOR OF GLASS		145		1873
854620 EELECTRICAL INSULATOR CERAMICS	530641	1779898	509	24254
854690 OTH ELE INSU OTH THN GLAS,CERA	9027	65100	13252	68147
854710 INSULATING FITTINGS OF CERMIC	393	764		129
854720 INSULATING FITTINGS OF PLASTIC	124	1234	660	3613
854790 OTH INSULATIN FITT PLAS/CERMIC	16340	134783	4379	490854
854810 WAST/SCRP PRI BATRY,CEL,ACCUMU	221924	879371		627
854890 OTH,PARTS ELE MACHINE/APP NES	146	6624	40	1390
860110 RAIL LOCOMO POWERED ELECTRICIT		9628		
860210 DIESEL ELECTRIC LOCOMOTIVES				4094764
860290 OTH,RAIL LOCOMOTVE,LOCOMO TEND		27		
860390 OTH,RAILWAY OR TRAMWAY COACHES	14	14		3045
860400 RAIL/TRAMWAY MAINTENANCE VEHIC	4	1151499	549730	549730
860500 RAIL/TRAMWAY PASSENGER COACHES		6999		
860610 TANK WAGONS AND THE LIKE			460253	460253
860699 OTH RAIL,TRAMWAY GOOD VAN(NSP)			1226700	1226700
860711 DRIVING BOGIES&BISSEL-BOGIES		10		
860719 OTH INCL PARTS AXELS/WHEEL		207311	182	277919
860721 AIR BRAKES AND PARTS THEREOF			10203	19740
860729 OTH BRAKES LOCOMO&PATS THEREOF	39720	72663	13212	35118
860730 HOOKS,COUPLIN DEVICES,BUFFERS	1862	1862	3247	8492
860791 OTHER PARTS OF LOCOMOTIVES	164398	1294178	175152	4394135
860799 OTH RAILWAY LOCOMOT STOCK PART	199	2150	1535	44162
860800 RAIL/TRAMWAY TRACK FIXTURES	427	25810		28131
860900 CONTINERS SPECIL DESI,EQUIPPED	13277	127770	6472	46955
870110 PEDESTRAIN CONTROLLED TRACTORS	52	5031		
870120 ROAD TRACTORS FOR SEMI-TRAILER	566721	4942008	58450	2323746
870130 TRACK-LAYING TRACTORS		13916		
870190 COMP AG-TRACTORS-ANY KIT FORM	108862	888979	389943	1545563
870210 M.VEH 10 OR >PERSON DIESEL ENG	1128302	3787530	536576	2073261
870290 COMP O-M-VEH 10PER&DERIVER AKF	27347	679845	47352	303384
870310 M-CAR FOR TRAVEL ON SNOW/GOLF	2616	11568	489	7153
870321 MOTOR VEH CYLNDER CAP-1000CC	3759660	19299994	2166295	14735560
870322 OTH CAR CY CAP>1000CC - 1500CC	2739517	16002751	2326555	11763486
870323 OTH VEH CYL CAP 1500 - 3000CC	1322355	8210686	1978404	9913264
870324 OTH VEH CYL CAPACITY>3000CC	336208	2097067	251839	1717276
870331 OTH VEH(DIESEL ENG)CYL-C-1500CC		887		121279
870332 VEH(DIESEL ENG)CY-1500 -2500CC	13155	500004	13502	103459

Contd.

10.11 Imports by Economic Categories (Detail)

I T E M S	(In Thousand Rupees)			
	DECEMBER, 2015	FROM JULY, 2015	DECEMBER, 2014	FROM JULY, 2014
870333 OTH VEH(DIESEL ENG)CAP>2500CC	33211	358752	8648	233291
870390 OTH M-CAR/M-VEH FOR PERSONS		24797	1035	52256
870410 DUMPERS DESIGN FOR OFF-HIGHWAY	76292	782868	358	158341
870421 OTH VEH(DIESEL ENG)NOT>5TONNES	738192	3949879	618296	3190132
870422 OTH VEH(DIESEL ENG)GVW-5-20TON	858144	3451001	516994	2273414
870423 OTH VEH(DIESEL)GVW >20 TONNES	101129	896154	218557	430097
870431 OT VEH SPARK-IGNITION NOT>5TON	619059	3769323	429142	2076977
870490 OTH VEH FOR TRANSPORT GOODS		4378		
870510 CRANE LORRIES	115139	396104	20895	200607
870530 FIRE FIGHTING VEHICLES		6372	49381	49381
870540 CONCRETE-MIXER LORRIES	56830	540914	232195	270077
870590 OTH SPECIAL PURPOSE MOTOR VEHL	54868	768941	12275	758731
870710 BODIES/CABS FOR VEH-H-87.03	3352	15076	1070	5452
870790 BODIES OF VEH-H-87042190&.3190	17109	105705	16790	87245
870810 BUMPERS AND PARTS THEREOF	17393	94952	6692	54695
870821 OTH PART ACCE OF BODIES,SEATS	34347	152792	12984	90780
870829 OTH PART ACCE OF BODIES,CABS	411908	2369472	326952	2458062
870830 BRAKES&SERVO-BRAKES,PARTS VEH	69835	418197	41971	236415
870840 GEAR BOXES AND PARTS THEREOF	74871	433332	56542	422271
870850 DRIVE-AXLES WITH DIFFERENTIAL	42165	340573	30012	152862
870870 ROAD WHEELS&PARTS&ACCESSO	53986	245583	19674	214536
870880 SUSPENSION SYS,SHOCK-ABSORBERS	234954	1016894	137288	791541
870891 RADIATORS & PARTS THEREOF VEH	22622	129000	23100	116261
870892 SILENCERS&EXHAUST PIPES,PARTS	2031	11092	306	1968
870893 CLUTCHES AND PARTS THEREOF	29987	117960	9590	213612
870894 STEERING WHEELS,CLUMNS,BOXES	32209	222512	54256	242109
870895 SAFETY AIRBAGS INFLATER SYSTEM	89	2932	236	467
870899 OTH PARTS FOR VEHICLES H-8701	327836	4416643	409028	2186441
870911 WORK TRUCKS SELF-PROPEL ELECTR	1660	6185	5910	7562
870919 OTH WORK TRUCK SELF PRO N-FITT	182024	190656	11824	146190
871000 TANKS,OTH ARMOUD FITGHING VEH	2173	12200	8770	22909
871110 MOTORCYCLE CYL CAP-NOT>50CC	42	1282	92	1995
871120 M-CYCLE CYL CAPACITY- 50-250CC	851794	5811707	599700	4154545
871130 M-CYCLE CYL CAPACITY-250-500CC	408	147900	602	5626
871140 M-CYCLE CYL CAP-500-800CC	2735	15803	2401	9448
871150 M-CYCLE CYL CAP EXCEEDIN-800CC	13092	37100	13147	48057
871190 OTH M-CYCLE(INCLUDING MOPEDS)	120	4243	33080	377676
871200 BICYCLES,OTH DELIVERY TRICYCL	86537	406773	40471	217407
871310 INVALID CARRIAG NOT MECH PROPL	17615	142933	13876	91595
871390 OTH INVALID CARRIAG MOTORISED	1553	8041	829	3469
871410 SADDLES OF MOTORCYCLES,MOPEDS	454533	3479459	363806	2685570
871420 PART ACCE INVALID CARRIAGES	170	324	59	226
871491 FRAMES,FORKS & PARTS THEREOF	977	6245	724	2137
871492 WHEEL RIMS AND SPOKES	72	4601	1251	5600
871493 HUBS,COAST BRAK HUB,FREE WHEL	13141	48933	11126	70176
871494 BRAK,COAST BRAK HUB,HUB BRAK	726	6990	1425	9357
871495 OTHER, SADDLES	2364	13675	4448	22502
871496 PEDALS,CRANK-GEAR, & PARTS THOF	542	1244	997	3360
871500 BABY CARRIAGES & PARTS THEREOF	4336	48913	4874	30719
871610 TRAILER,SEMI-TRALER CARVN TYPE		14387	798	798
871620 SELF LOADING/UNLODING TRAL AGR		13304	358	1285
871631 TAKER/SEMI TANKER TRAILERS	34903	54212	509	1926
871639 OTH TRAILER,SEMI TRAI FOR GOOD	149135	159735		58165
871640 OTH TRAILERS & SEMI-TRAILERS	25	29889		3404
871680 OTH VEH NOT MECHANICALLY PROPL	6320	39809	2579	45389
871690 PARTS,TRAILER SEMI-TRAI H87.16	36155	187577	5989	46923
880100 GLIDERS AND HANG GLIDERS				1254
880212 HALICOPTER UNLADN WT>2000 KG				9276
880220 AEROPLAN UNLADEN WT NOT>2000KG		44350		35780
880230 AEROPLAN UNLADN W-2000-15000KG				15669
880240 AEROPLAN UNLADN WT >15000KG	4519378	21506475	48323	8689668

Contd.

10.11 Imports by Economic Categories (Detail)

I T E M S	(In Thousand Rupees)			
	DECEMBER, 2015	FROM JULY, 2015	DECEMBER, 2014	FROM JULY, 2014
880310 PROPELLERS, ROTORS & PATS THROF		12	5618	6000
880320 UNDER CARRIAGES/PARTS THEREOF		350	1957	2627
880330 OTH PARTS OF AEROPLANE/HELICOP	274512	1276812	21447	649539
880400 PARACHUTES AND ROTOCHUTES, PART	12	384	1507	1617
880510 AIRCRA LAUN GEAR, DECK ARRESTOR		1944		
880521 AIR COMBAT SIMULATORS & PARTS				10199
880529 OTH GROUND FLYING TRAINER PART		25875		4535
890110 CRUISE SHIPS, BOATS FOR PERSONS		830		
890190 OTH VESSELS FOR PERSONS/GOODS				182836
890310 INFLATABLE YATCHS, VESL PLE/SPO	346	658	113	408
890391 SAILBOATS, WITH/W-OUT AUX-MOTOR				792
890392 MOTORBOAT, O/THN OUTBOARD M-BO	373	8257	362	10675
890399 OTH INFLTABLE YATCHTS	4914	138482	2299	7290
890510 DREDGERS	124828	134185		1010559
890590 OTH LIGHT VESSELS, FLO-CRANES		56814		12858
890790 OTH FLOATING STRUCTURES, TANKS	38750	92789		4752
900490 OTH SPECT, GOGGLE&THE LIKE CORR	1336	23959	4115	23870
900510 BINOCULARS	1398	4462	12412	15133
900580 OTH ASTRONOMICAL INSTRUMENTS	739	17218	329	3506
900699 O-PART, AC P-GRAPHIC F-LIGH APP	78	1046	68	364
900710 CINEMATOGRAPHIC CAMERAS		2682		
900720 CINEMATOGRAPH PROJECTOR. S-R/RE	17489	35547	754	9010
900791 PAR, ACC-CINEMATOGRAPHIC CAMERA		1725	106	382
900792 PART, ACCE-CINEMATOGR PROJECTOR	36	754	472	1792
900850 PROJECTORS, ENLARGERS&REDUCERS	318	5054	62	739
900890 PARTS/ACCE OF IMAGE PROJECTORS	49	964		578
901010 APPA, EQUI AUTOMATC DEVELO FILM	5411	34763	15523	48653
901050 OTH APP EQU PHO-GRAPHIC LAB	2124	5278	699	54195
901060 PROJECTION SCREENS	2689	25988	3078	25024
901090 PART ACCE OF APP/EUIP H-90.10	1802	5950	1956	9028
901110 STEREOSCOPIC MICROSCOPES	69	300		411
901120 OTH MICROSCOPE P-MICROGRAPHY	4586	10017	243	455
901180 OTHER MICROSCOPES	8698	87838	11673	60314
901190 PART, ACCE OF OPTCAL MICROSCOPE	38	2734	919	4194
901210 M-SCOPE O/THN OPTIC M-SCOP APP	38	14712	79	11969
901290 PART, ACC M-SCOPE O/THN OPTICAL	13	3927	803	2521
901310 TELESCOPIC SIGHTS FITT TO ARMS		31		5917
901320 LASERS OTHER THAN LASER DIODS	4975	12319	36	3937
901380 OTH DEVICES APPLI&INSTRUMENTS	41577	140147	18318	97500
901390 PARTS, ACCE OF SUB GROUP-90.13	65	3213	1061	32888
901410 DIRECTION FINDING COMPASSES		2908	489	800
901420 INST/APPLI AERONAUTIC NAVIGATO	60594	68399		10476
901480 OTH INS/APPLI (NAVIGATIONAL)		6716	184	10923
901490 PART, ACCE OF SUB GROUP OF 90.14	648	24758		1629
901510 RANGEFINDERS	48	896		897
901520 THEODOLITES AND TACHEOMETERS	398	2096	171	8456
901530 SURVEYING LEVELS	1407	11341	557	10236
901540 PH-GRAMMETRICAL SURVEY INS/APP		50468	43	43
901580 OTH INS AND APPLIANC-SURVEYING	97196	2603619	606901	1929967
901590 PARTS&ACCE OF SURVEYING INSTRU	117958	1465048	67939	449251
901600 BALANCE SENSITIVITY 5CG/BETTER	4005	21223	2211	24194
901710 DRAFTING TABLE MACH W/NOT AUTO	3711	18462	2980	20364
901720 O-DRAWING MARK/MATH CALC INSTR	9971	30452	8184	21737
901730 MICROMETERS/CALLIPERS & GUAGES	2815	26237	2075	15415
901780 OTHER INSTRUMENTS	8096	60756	10046	52938
901790 PARTS/ACCE OF MEASURING INSTRU	291	7068	607	5882
901811 ELECTRO-CARDIOGRAPHS	5208	32364	12272	35400
901812 ULTRASONIC SCANNING APPARATUS	24542	322891	84140	343939
901813 MAGNETIC RESONANCE IMAGING APPA	154352	1252345		598157
901814 SCINTIGRAPHIC APPARATUS	922	3404		588
901819 OTH ELECTRO-DIAGNOSTIC APPARAT	285926	1235607	341890	1051125

Contd.

10.11 Imports by Economic Categories (Detail)

(In Thousand Rupees)

ITEMS	DECEMBER, 2015	FROM JULY, 2015	DECEMBER, 2014	FROM JULY, 2014
901820 ULTRA VOILET/INFRA-RED RAY APP		226	447	5781
901831 SYRINGES,WITH/WITHOUT NEEDLES	191113	1122698	123890	763888
901832 TUBULAR METAL NEEDLE/NEDL SUTU	32011	153029	6650	113459
901839 OTH NEDLES,CATHERS,CANNULA	699404	3185532	454894	2702600
901841 DENTAL DRILL ENGINES,W/C-D-EQU		18		632
901849 OTH;INS/APPLI, DENTAL SCIENCE	8720	49557	7945	31126
901850 OTH,OPHTHALMIC INST&APPLIANCE	42214	208991	70715	294623
901890 OTH INSTRUMENT & APPLIANCE.	1057963	5169213	1786674	5393441
901910 MECHANO-THERPY,MESSAGE/PSY APP	109782	180625	5996	56541
901920 OZONE,OXYGEN ,AEROSOL THERAPY,	132596	639270	103194	486647
902190 OTH;APP,WORN CARY,IMPL IN BODY	29634	204280	10998	126286
902212 COMPUTED TOMOGRAPHY APPARATUS	1024099	2194771	337044	646777
902213 OTH X-RAY APPA FOR DENTAL USES			1070	10790
902214 OTH,X-RAY APP FOR MEDICAL SURG	50911	404136	409	727659
902219 X-RAY APPA FOR OTHER USES	45422	517633	379460	627387
902221 APP BASE ON ALP,BETA GAMA RADI		5635		1810
902229 APP ALPHA-BE-GA RADI-OTHER USE		5931	69973	153029
902230 X-RAY TUBES	8663	56121	31	7091
902290 O-APP AL-B-G RADI INCL PA/ACCE	1902	84512	18388	137959
902300 APPA DESIGNED F-DEMANSTRATION	92925	469845	9378	387501
902410 MACH&APPLI FOR TESTING METALS	3443	36421	28981	84251
902480 O-MACH-TESTING HARDNESS/STREN	23995	232392	39900	204379
902490 PARTS&ACC-HARD/STREN TEST MACH	4407	24257	8561	28740
902511 LIQUID-FILLED THERMOMETER/PYRO	6066	32681	4197	38418
902519 OTHER THERMOMETERS/PYROMETERS	19894	212126	10213	75988
902580 OTHER INSTRUMENTS	33677	134746	33159	144021
902590 PARTS ACCE INSTRUMENTS H-9025	7724	23036	12678	40319
902610 APP,MEASUR/CHECK FLOW/ LEVEL.	25507	132349	21653	172057
902620 APP, MEASUR/CHECK PRESSURE.	54264	354982	108520	613456
902680 OTH,APP,MEASUR VARIATION LIQ/G	208863	1086521	389956	1363446
902690 PARTS,ACCE OF SUB GROUP 90.26.	20715	633657	17779	101854
902710 GAS/SMOKE ANALYSIS APPARATUS.	11904	179731	16622	181738
902720 CHROMATOGRAPHS/ELECTROPHOR INS	17479	256298	85151	238960
902730 SPECTRO,SPECTROPHOT-METER RADI	41014	197118	50287	158001
902750 OTH,INS.USING OPTCAL RADIATION	43108	530353	33058	286470
902780 OTH,INST FOR PHYSICAL CHEM ANA	181361	1677219	173088	1202010
902790 MICROTOMES;PART ACCE APP-90.27	25763	275508	90411	262649
902810 GAS METERS	509585	1317552	22	821382
902820 LIQUID METERS	697	8259	229	7852
902830 ELECTRICITY METERS	39221	105071	12045	81470
902890 PART,ACCE OF SUB GROUP 90.26	26440	510074	27962	362309
902910 REVOL/PROD COUNTR,S,TAXIMETERS,	2052	10294	1395	8468
902920 SPEED INDICATORS/TACHOMETERS	4458	40809	1680	17954
902990 PARTS ACCE OF METERS-H-90.29	10731	63265	17014	89226
903010 INS,MEASUR IONISING RADIATIONS	3296	196902	20830	231626
903020 OSCILLOSCOPE&OSCILLOGRAPH	1251	24829	972	22722
903031 O-INSTR MEASUR VOLTAGE,CURRENT	5374	18620	4627	24490
903032 MULTIMETER WITH RECORD DEVICE	4997	18544	1716	11585
903033 O-METER WITH OUT RECOED DEVICE	17310	120505	11216	81992
903039 O-OSCILLOSCOPE W-RECOD DEVICE	1711	11249	1426	13353
903040 OTH,INS,SPE DESI FOR TELECOMMU	20209	86105	227	75722
903082 OTH,INS,MEASUR SEMICONDOCTOR	24	403		82
903084 OTH,APPA,WITH RECORDING DEVIC	1920	8499		26757
903089 OTH,INS,MEASUR ELECTRICAL QTY.	29713	123979	46100	226791
903090 PARTS ACCE OF SUB GROUP 90.30	1399	55733	6718	24451
903110 MACH BALANCING MECHNICAL PARTS	5121	11961	11554	35829
903120 TEST BENCHES		27445	8671	58029
903149 OTH,OPTICAL INS & APPLIACES.	36582	68934	26218	39521
903180 OTH,INS APPLIANCES & MACHINES.	358955	1532582	188447	970577
903190 PART,ACCE OF ARTICLE H- 90.31	37501	111968	11216	113358
903210 THERMOSTAT	193407	368758	30329	207992
903220 MANOSTAT(PRESSURE REGULATORS)	4882	8838	457	4892
903281 OTH,INS HYDRAULIC OR PNEUMATIC	4894	15426	2207	12637
903289 OTH,REGULATING,CONTROLLING INS	179575	1064391	129775	989272
903290 PARTS,ACCE OF ARTICLE H- 90.32	8016	55233	49794	180652
940210 DENTISTS,BARBER CHAIRS, PARTS	17218	45362	1406	20325
940290 OTH;OPE TABLES,EXAM TABLE MECH	41022	406311	113114	574347
940560 ILLUMINATED SIGN,NAMPLATES,LIK	19876	206446	1660	112548
940591 PARTS OF LAMP LIGHT FIT GLASS.	12883	70644	18324	91434
940599 OTH PARTS H-NO.94.05,N.E.S.	5817	25519	1794	25023

10.12 Exports by Areas and Countries / Territories

(In Thousand Rupees)				
TERRITORIES/COUNTRIES	DECEMBER, 2015	CUMULATIVE FROM JULY,2015	DECEMBER, 2014	CUMULATIVE FROM JULY,2014
GRAND TOTALS	186,486,428	1,069,768,296	216,620,323	1,219,107,936
LATIN AMERICA	362,330	1,612,248	237,557	1,700,275
Anguilla		308		
Antigua and Barbuda		1,695	635	635
Aruba	350	520		454
Bahamas	4,633	13,839	112	1,552
Barbados	235	11,709	180	5,879
British Virgin Is.	858	2,812		544
Cayman Islands	835	2,445		5,622
Cuba	62,927	262,400	29,420	178,896
Dominica		1,858		1,383
Dominican Republic	152,142	595,595	112,425	511,996
Grenada	2,923	9,113	982	5,365
Guadeloupe	12,981	81,381		1,550
Haiti	76,057	125,724	5,996	291,389
Jamaica	5,192	101,991		63,907
Martinique	603	11,176		45,421
Netherlands Antilles	188	188		
Puerto Rico	19,625	133,920	27,561	155,619
St. Kitts and Nevis	1,203	1,339		429
St. Lucia		5,321	417	5,718
St. Vincent/Grenadine	856	3,089	733	7,478
Trinidad and Tobago	20,722	245,826	59,004	416,346
US. Virgin Islands			93	93
CENTRAL AMERICA	1,349,125	8,119,043	1,172,520	7,789,951
Belize		1,002	474	4,952
Costa Rica	28,954	231,257	20,575	196,835
El Salvador	29,389	208,740	18,554	99,200
Guatemala	41,375	444,562	33,915	278,637
Honduras	96,719	873,557	1,460	196,599
Mexico	992,051	5,207,015	905,633	6,238,952
Nicaragua	50,592	404,026	92,707	256,175
Panama	110,044	748,885	99,202	518,602
SOUTH AMERICA	1,930,919	12,724,216	2,983,539	15,578,195
Argentina	401,753	2,973,702	302,596	1,695,697
Bolivia	3,413	31,054	8,528	24,054
Brazil	302,513	2,226,170	606,955	3,556,987
Chile	541,096	3,142,507	824,224	4,039,020
Colombia	246,479	1,861,051	444,966	2,611,590
Ecuador	19,769	231,504	119,891	476,800
Guyana	1,053	33,375	9,776	35,093
Paraguay	59,620	448,264	82,734	572,628
Peru	228,064	1,299,614	366,530	1,598,701
Suriname	12,195	12,732	30,659	68,023
Uruguay	90,831	276,270	90,192	422,534
Venezuela, Bolivar. R	24,134	187,973	96,488	477,067
NORTH AMERICA	31,152,213	195,362,066	32,502,403	196,685,442
Bermuda	1,163	7,285	969	3,468
Canada	1,737,198	10,857,984	1,676,831	11,800,510
St. Pierre & Miquelon			1,536	1,536
U.S. America	29,413,852	184,496,797	30,823,067	184,879,928
EASTERN EUROPE	5,224,833	20,206,687	5,555,419	24,079,547
Belarus	4,056	25,787	4,925	21,965
Bulgaria	75,352	609,342	169,600	1,134,983
Czech Republic	445,442	1,740,838	311,599	1,790,166
Hungary	107,026	538,305	103,346	622,179

Contd.

10.12 Exports by Areas and Countries / Territories

(In Thousand Rupees)				
TERRITORIES/COUNTRIES	DECEMBER, 2015	CUMULATIVE FROM JULY,2015	DECEMBER, 2014	CUMULATIVE FROM JULY,2014
Poland	1,315,845	7,902,756	1,165,729	7,291,730
Republic of Moldova		6,183	6,818	17,872
Romania	186,060	1,121,616	181,554	1,439,167
Russian Federation	2,513,908	6,097,567	2,699,664	8,196,742
Slovakia/Slovak R.	34,741	168,947	18,075	190,748
Ukraine	542,402	1,995,345	894,107	3,373,996
NORTHERN EUROPE	18,095,874	103,608,042	17,045,985	105,546,752
Denmark	990,456	6,140,900	788,177	4,995,544
Estonia	176,313	889,365	103,453	974,952
Finland	329,115	1,805,153	366,291	2,675,047
Iceland	835	7,953	455	3,777
Ireland	459,491	2,533,628	420,209	2,678,457
Latvia	78,136	329,525	226,412	1,318,085
Lithuania	368,745	1,754,224	343,023	2,325,316
Norway	458,224	2,124,330	373,317	2,702,413
Sweden	1,130,055	6,057,773	1,144,402	6,419,347
United Kingdom	14,104,504	81,965,190	13,280,246	81,453,814
SOUTHERN EUROPE	15,213,519	83,069,143	16,915,793	89,770,952
Albania	29,885	222,119	35,312	193,781
Andorra		364		
Bosnia & Herzegovina	1,849	8,021	2,118	8,508
Croatia	70,832	469,149	104,342	635,402
Fr.Yugoslav R.Macedo		557		867
Greece	605,593	2,674,143	936,060	3,656,013
Italy	5,343,798	29,982,689	6,084,161	34,451,925
Malta	24,081	293,414	57,918	345,330
Portugal	1,354,972	8,092,369	1,334,405	7,666,484
San Marino		1,005		
Slovenia	426,589	2,475,380	415,151	2,593,514
Spain	7,336,065	38,746,925	7,935,941	40,093,161
Serbia	19,856	103,008	10,383	125,967
WESTERN EUROPE	25,448,185	139,137,454	25,354,821	146,621,467
Austria	164,886	847,032	179,742	977,993
Belgium	4,985,229	29,728,408	4,959,711	31,137,810
Europien Union		1,609		
France	3,315,924	17,641,772	2,901,307	20,182,221
Germany	10,927,309	57,072,969	10,601,810	59,989,911
Luxembourg	2,425	9,720	216	3,012
Netherlands	5,929,513	33,192,517	6,608,000	33,708,275
Switzerland	122,899	643,427	104,035	622,245
EASTERN AFRICA	6,633,229	34,175,892	9,305,535	39,928,378
Burundi		1,674	3,449	6,255
Comoros	71,628	607,811	426,349	1,500,465
Djibouti	320,202	1,830,476	243,836	1,144,520
Eritrea		17,638	4,659	338,835
Ethiopia	15,231	25,584	1,370	43,828
Kenya	2,882,826	13,334,103	3,894,843	16,436,464
Madagascar	677,813	4,406,556	915,681	4,267,772
Malawi	6,154	39,575	16,099	89,427
Mauritius	172,953	892,997	194,833	1,440,610
Mayotte		34,880	39,627	89,198
Mozambique	852,881	3,659,604	1,405,889	6,233,503
Reunion	36,590	318,071	44,649	311,751
Rwanda	237	7,861	4,582	17,583
Seychelles	20,384	132,152	32,184	198,942
Somalia	132,256	1,325,593	232,822	908,206

Contd.

10.12 Exports by Areas and Countries / Territories

TERRITORIES/COUNTRIES	(In Thousand Rupees)			
	DECEMBER, 2015	CUMULATIVE FROM JULY,2015	DECEMBER, 2014	CUMULATIVE FROM JULY,2014
Uganda	27,508	77,807	11,700	45,072
U.R.of Tanzania	1,371,246	7,077,080	1,655,441	6,221,790
Zambia	1,142	40,153	9,124	88,904
Zimbabwe	44,180	346,278	168,398	545,255
MIDDLE AFRICA	569,567	3,641,993	1,063,075	4,311,013
Angola	139,295	1,519,747	493,403	2,576,761
Cameroon	202,846	560,927	472,608	1,272,915
Central African R.		71		
Chad	684	1,841	1,926	1,926
Congo, Republic of		63,404	36,422	90,027
D.R.of Congo	205,886	1,401,253	49,693	219,218
Equatorial G.(Ri.Mi)		1,340	1,567	30,668
Gabon	20,856	93,410	7,456	119,497
NORTHERN AFRICA	2,103,921	11,340,264	2,793,588	13,553,860
Algeria	197,211	1,087,325	277,401	1,477,358
Egypt(U.A.R.)	1,021,645	5,944,454	1,601,751	7,583,627
Libya	57,981	316,786	77,385	351,412
Morocco	143,516	726,289	139,145	764,924
Sudan		363,042	463,389	1,952,857
South Sudan	400,517	1,674,074		
Tunisia	283,053	1,227,874	234,516	1,423,681
Western Sahara(Ri.De)		420		
SOUTHERN AFRICA	1,716,002	11,122,791	2,869,252	14,700,532
Botswana	8,000	135,726	33,799	205,272
Lesotho	43,347	207,242	33,325	205,849
Namibia	1,700	17,054	10,158	64,417
South Africa	1,662,955	10,753,966	2,791,970	14,222,089
Swaziland		8,803		2,904
WESTERN AFRICA	3,142,828	13,208,854	6,777,010	16,859,286
Benin	542,647	3,262,324	379,093	1,505,700
Burkina Faso(Fr.Up.V)	679	755		2,554
Cape Verde				5,051
Co,te d,Ivoire(Fr.Iv)	1,210,863	2,252,368	1,514,416	2,041,831
Gambia	61,683	982,882	191,249	884,033
Ghana	77,060	446,381	630,006	1,820,607
Guinea	40,476	196,689	2,153,397	2,379,601
Guinea-Bissau	159,094	602,036	87,407	548,060
Liberia	5,274	77,839		138,001
Mali	3,046	8,440	1,934	1,934
Mauritania	45,969	247,418	649,331	1,730,762
Niger	223	1,964	341	1,543
Nigeria	430,108	1,561,472	324,915	3,168,216
Senegal	238,415	2,044,389	643,640	1,880,258
Sierra Leone	198,429	697,651	147,151	610,059
Togo	128,863	826,247	54,130	141,077
EASTERN ASIA	21,327,136	129,300,375	28,462,813	169,492,348
China	15,596,396	93,483,171	19,733,793	115,354,349
Hong Kong S.A.Re.Chi	1,374,445	9,999,439	2,538,275	15,015,445
Japan	1,676,801	9,265,090	1,910,083	9,458,770
Korea D.P.Republic		242		1,564
Korea, Republic of	2,319,395	14,181,526	3,271,354	19,315,204
Macao.China	1,208	3,602	3,523	8,744
Mongolia		11,843		10,497
O.Asia(Tai.For.Pe.Ki)	358,892	2,355,461	1,005,786	10,327,775
SOUTH-CENTRAL ASIA	22,916,344	141,835,468	27,519,856	167,493,963
Afghanistan	12,405,202	72,680,919	15,644,492	94,736,780

Contd.

10.12 Exports by Areas and Countries / Territories

TERRITORIES/COUNTRIES	(In Thousand Rupees)			
	DECEMBER, 2015	CUMULATIVE FROM JULY,2015	DECEMBER, 2014	CUMULATIVE FROM JULY,2014
Bangladesh	5,010,317	35,735,324	5,234,494	34,789,358
India	2,711,188	16,617,603	3,233,664	20,974,665
Iran (Islamic R.)	306,614	1,641,429	234,288	1,365,035
Kazakstan	284,143	975,320	67,998	325,507
Kyrgyzstan/Kyrgyz R.	10,989	63,681	30,153	76,637
Maldives	41,927	370,677	126,324	459,467
Nepal	10,671	60,036	6,156	50,515
Sri Lanka	2,070,846	13,147,007	2,744,323	13,535,862
Tajikistan	37,950	164,367	37,757	508,029
Turkmenistan	18,665	254,764	148,632	614,496
Uzbekistan	7,832	124,340	11,574	57,610
SOUTH-EASTERN ASIA	8,268,673	46,135,603	10,691,898	60,138,940
Brunei Darussalam	10,457	38,085	3,883	33,280
Cambodia Fr.Kampuche	164,737	1,506,790	370,762	1,666,115
Timor Leste	102,726	102,726		
Indonesia	1,458,439	7,697,435	1,314,094	7,813,549
Lao People's D.R.	11,209	55,482	4,507	43,069
Malaysia	1,654,901	7,923,220	2,977,546	10,314,583
Myanmar	108,834	624,669	148,302	699,531
Philippines	509,427	2,265,673	666,176	2,586,546
Singapore	619,031	5,520,517	1,069,202	16,394,640
Thailand	934,861	5,189,559	1,025,091	5,575,551
Viet Nam	2,694,051	15,211,447	3,112,336	15,012,076
WESTERN ASIA	17,298,388	101,630,357	23,258,642	134,021,666
Armenia		7,201	7,451	14,892
Azerbaijan	309,210	1,634,111	351,239	1,801,865
Bahrain	415,624	3,085,786	617,184	3,627,068
Cyprus	32,550	186,576	17,646	212,580
Georgia	68,513	262,902	101,947	365,668
Iraq	245,500	1,384,532	953,412	2,448,302
Jordan	277,530	1,880,467	597,974	2,826,628
Kuwait	1,092,015	5,076,893	776,445	4,619,557
Lebanon	155,902	1,207,733	303,563	1,584,856
Oman	813,450	5,203,599	1,945,354	8,748,480
Qatar	633,732	2,874,830	445,230	3,306,387
Saudi Arabia	3,723,471	20,919,806	4,755,745	23,455,385
Syrian Arab Republic	143,945	379,216	105,136	806,245
Turkey	1,805,368	11,093,508	3,610,387	18,389,327
United Arab Emirates	6,628,805	42,027,858	7,748,584	57,673,418
Yemen	952,774	4,405,341	921,346	4,141,007
AUSTRALIA AND NEW ZEALAND	2,225,774	11,909,983	2,085,763	10,663,797
Australia	1,853,330	10,032,169	1,682,683	8,502,519
New Zealand	372,443	1,877,814	403,080	2,161,278
MELANESIA	1,507,570	1,598,783	24,396	165,543
Fiji	17,665	87,460	12,402	113,687
New Caledonia	1,760	3,363		2,631
Papua New Guinea	1,488,144	1,502,913	11,994	48,771
Solomon Islands		1,853		310
Vanuatu		3,194		143
MICRONESIA		5,492	17	299
Guam		4,980	17	299
Micronesia,F.States		511		
POLYNESIA		23,545	439	5,730
American Samoa		1,206		
Cook Islands		35		17
French Polynesia		13,750	439	5,713
Samoa		137		
Tonga		5,015		
Tuvalu		3,402		

10.13 Re-Exports by Areas and Countries / Territories

(In Thousand Rupees)

TERRITORIES/COUNTRIES	DECEMBER, 2015	CUMULATIVE FROM JULY,2015	DECEMBER, 2014	CUMULATIVE FROM JULY,2014
GRAND TOTALS	1,854,635	9,495,126	1,317,970	9,324,888
LATIN AMERICA				29
Barbados				10
US.Virgin Islands				20
CENTRAL AMERICA		2,750	659	7,994
Mexico		2,750	659	7,994
SOUTH AMERICA	635	9,614	106	4,251
Argentina			106	411
Bolivia		2,211		2,759
Brazil		101		865
Colombia		436		215
Ecuador		1,058		
Peru	635	5,808		
NORTH AMERICA	64,296	502,435	71,073	839,047
Canada	1,017	45,265	9,730	25,952
U.S.America	63,279	457,170	61,343	813,095
EASTERN EUROPE	2,064	264,505	13,849	29,264
Bulgaria		10,250		
Czech Republic		2	12,472	13,289
Hungary	52	245,114		
Poland	1,575	4,271	378	11,687
Romania		376	10	10
Russian Federation			304	1,027
Slovakia/Slovak R.		1,390		151
Ukraine	437	3,100	685	3,099
NORTHERN EUROPE	132,733	608,900	184,224	891,120
Denmark	26	34,204	793	9,940
Finland		4,844		12,889
Ireland		2,244	111	111
Latvia				2,920
Lithuania	764	5,391	498	2,316
Norway	4,428	11,152	2,124	68,666
Sweden	14	10,424	3,462	245,028
United Kingdom	127,501	540,640	177,236	549,249
SOUTHERN EUROPE	144,709	238,990	9,895	704,769
Croatia				224
Greece	2,799	7,519		
Italy	141,899	228,768	9,895	698,765
Slovenia				7
Spain	11	2,703		5,773
WESTERN EUROPE	85,874	1,414,873	82,409	1,763,075
Austria	341	12,002	134	239
Belgium	4,558	7,884	100	161,890
France	20,566	403,269	23,921	93,793
Germany	32,560	749,507	18,484	732,186
Luxembourg	63	3,775		
Netherlands	3,232	147,078	6,439	664,999
Switzerland	24,555	91,359	33,331	109,968
EASTERN AFRICA				992
Kenya				992
MIDDLE AFRICA		172		721
Angola				721
Cameroon		172		
NORTHERN AFRICA	150	8,589	890	14,037

Contd.

10.13 Re-Exports by Areas and Countries / Territories

(In Thousand Rupees)

TERRITORIES/COUNTRIES	DECEMBER, 2015	CUMULATIVE FROM JULY,2015	DECEMBER, 2014	CUMULATIVE FROM JULY,2014
Algeria		103		
Egypt(U.A.R.)	150	8,169	890	12,486
Libya				1,382
Morocco		316		
Tunisia				169
SOUTHERN AFRICA		31,301	351	17,395
South Africa		31,240	346	17,380
Swaziland		61	5	15
WESTERN AFRICA	434	1,516	91	4,704
Co,te d,Ivoire(Fr.Iv)			91	91
Ghana		775		
Guinea	434	434		106
Liberia				302
Nigeria		307		4,088
Senegal				118
EASTERN ASIA	861,806	1,829,627	128,511	1,302,406
China	177,942	562,319	36,571	743,212
Hong Kong S.A.Re.Chi	128,904	479,904	43,696	246,753
Japan	46,193	253,060	31,614	189,207
Korea D.P.Republic		300		
Korea, Republic of	506,644	509,099	15,140	119,253
O.Asia(Tai.For.Pe.Ki)	2,123	24,946	1,490	3,980
SOUTH-CENTRAL ASIA	58,371	173,269	5,649	62,409
Afghanistan	19,703	85,956	3,053	4,661
Bangladesh		9		
India	38,668	66,844	2,515	29,621
Iran (Islamic R.)			81	10,661
Kazakstan				98
Sri Lanka		20,460		17,369
SOUTH-EASTERN ASIA	219,528	2,130,361	531,723	1,243,374
Indonesia	55,297	67,585		1,362
Malaysia	37,152	643,394	12,592	134,704
Myanmar		985		
Philippines	1,005	23,907	143	8,580
Singapore	126,027	1,377,387	472,358	947,162
Thailand	38	377	46,629	151,564
Viet Nam	7	16,726	1	1
WESTERN ASIA	283,610	2,272,942	265,295	2,415,220
Azerbaijan		91,953		12,019
Bahrain		27,684	1,134	1,231
Cyprus	17	17		
Iraq	25	579	217	2,416
Jordan				93,192
Kuwait	3,199	6,082	48,539	201,355
Oman		155,712	811	7,552
Qatar	29,121	117,860	8,869	109,253
Saudi Arabia	35,921	201,315	8,710	46,584
Turkey	1,597	48,227	1,716	180,929
United Arab Emirates	213,731	1,623,513	195,301	1,740,598
Yemen				20,090
AUSTRALIA AND NEW ZEALAND	426	5,283	23,243	24,081
Australia	426	4,866	23,243	24,071
New Zealand		418		10

10.14 Imports by Areas and Countries / Territories

(In Thousand Rupees)

TERRITORIES/COUNTRIES	DECEMBER, 2015	CUMULATIVE FROM JULY,2015	DECEMBER, 2014	CUMULATIVE FROM JULY,2014
GRAND TOTALS	399,510,730	2,301,264,241	386,514,596	2,442,471,296
LATIN AMERICA	81,362	951,528	95,295	341,824
Anguilla	32	32		854
Bahamas	7	318,505	263	5,778
Barbados		5,908	36	1,475
British Virgin Is.	10	1,795	3,360	6,045
Cayman Islands	5,131	5,730		10
Cuba		5,304	2,057	2,057
Dominica	1,586	9,714		1,209
Dominican Republic	1,269	24,770	7,447	23,050
Grenada		2		
Haiti		1,968		6,082
Jamaica	38,855	55,008	1,591	26,570
Martinique		1,372		
Montserrat		1,190		896
Netherlands Antilles	1,005	3,404	721	47,559
Puerto Rico	27,470	212,307	61,207	156,905
St.Kitts and Nevis	97	660	185	213
Saint Martin(Dutch p		1,604		
Trinidad and Tobago	5,367	276,526	15,237	59,620
Turks & Caicos Is.	532	6,029		309
US.Virgin Islands		19,700	3,192	3,192
CENTRAL AMERICA	408,908	3,484,974	547,616	2,420,671
Belize	4,177	49,755	236	87,032
Costa Rica	5,931	40,152	1,997	37,703
El Salvador	91	5,925	48,054	54,043
French West Indies		636		1,245
Guatemala	71,081	439,070	75,538	213,672
Honduras	2,463	27,541	560	20,723
Mexico	324,357	2,902,189	420,702	1,999,518
Nicaragua	807	3,210		5,980
Panama		16,496	528	755
SOUTH AMERICA	6,041,130	52,531,601	2,606,625	36,642,124
Argentina	3,296,746	34,769,800	211,063	22,233,636
Bolivia	2,240	8,502	78	11,308
Bouvet Island	378	743	472	1,745
Brazil	2,449,532	15,767,435	1,623,699	10,810,913
Chile	177,283	1,212,263	676,106	2,737,616
Colombia	14,588	101,106	16,678	90,184
Ecuador		761	6,319	17,197
Falkland Is.Malvinas		1		
French Guiana			987	7,253
Guyana		5,776		7,480
Paraguay	46,775	391,291	23,526	139,212
Peru	17,523	115,311	33,950	373,196
S.Georgia S.Sandw.Is		432		
Suriname				2
Uruguay	36,066	147,283	12,860	211,434
Venezuela,Bolivar. R		10,897	886	948
NORTH AMERICA	24,044,513	117,769,278	15,614,174	106,930,159
Bermuda		2,246		
Canada	6,044,558	22,282,863	1,386,101	21,573,045
Greenland				26,790
U.S.America	17,999,955	95,484,169	14,228,073	85,330,324
EASTERN EUROPE	4,018,961	31,873,650	10,940,323	76,429,642
Belarus	116,306	1,297,912	455,274	2,402,246
Bulgaria	82,138	508,071	106,625	611,433
Czech Republic	155,592	1,443,933	1,457,150	2,735,857
Hungary	305,008	1,869,765	214,805	1,228,422
Poland	1,130,805	4,440,388	727,921	4,248,726
Republic of Moldova		148,634	56,489	891,043

Contd.

10.14 Imports by Areas and Countries / Territories

(In Thousand Rupees)

TERRITORIES/COUNTRIES	DECEMBER, 2015	CUMULATIVE FROM JULY,2015	DECEMBER, 2014	CUMULATIVE FROM JULY,2014
Romania	238,896	1,099,011	2,577,434	15,695,321
Russian Federation	1,441,175	9,946,333	1,064,626	13,387,538
Slovakia/Slovak R.	266,982	1,433,096	146,593	1,036,789
Ukraine	282,058	9,686,508	4,133,406	34,192,269
NORTHERN EUROPE	11,411,643	61,838,228	9,739,833	68,572,816
Denmark	1,047,916	7,932,063	1,559,881	15,773,584
Estonia	78,326	232,747	10,724	112,138
Faeroe Islands		1,508	395	447
Finland	289,310	2,579,936	614,962	3,664,846
Iceland	2,079	120,385	341	6,450
Ireland	1,455,953	8,895,417	559,816	2,907,493
Latvia	147,535	686,907	199,063	1,323,205
Lithuania	90,259	410,262	119,143	364,271
Norway	101,168	441,553	97,083	729,267
Svalbard/Jan May.Is.		1,085	414	414
Sweden	2,431,726	9,442,337	1,953,797	13,538,801
United Kingdom	5,767,372	31,094,027	4,624,217	30,151,900
SOUTHERN EUROPE	6,275,240	39,584,141	5,344,235	31,616,695
Albania	388	3,651	370	2,386
Bosnia & Herzegovina	372	6,038	827	5,159
Croatia	222	59,011	460	8,569
Fr.Yugoslav R.Macedo			35	95
Gibraltar		975		3,611
Greece	170,829	432,139	64,243	372,808
Italy	4,053,957	23,016,206	3,233,754	20,641,509
Malta	4,559	27,082	774	3,440
Portugal	355,615	1,187,446	93,036	470,586
San Marino	3,708	19,420	12,219	25,748
Slovenia	55,836	135,549	43,859	189,179
Spain	1,609,003	12,729,021	1,105,390	7,404,540
Serbia	20,749	1,967,603	789,267	2,489,066
WESTERN EUROPE	37,080,495	155,721,039	25,218,303	140,789,369
Austria	1,022,331	6,771,994	1,023,855	6,158,980
Belgium	6,101,597	14,591,249	1,747,039	10,887,384
Europien Union	8,192,682	31,064,945	3,306,045	24,936,905
France	3,492,806	20,464,516	2,611,164	19,579,231
Germany	9,406,589	50,865,702	12,139,647	48,842,840
Liechtenstein	17	17	358	2,077
Luxembourg	163,402	563,125	77,069	362,387
Monaco			37	595
Netherlands	6,128,966	18,725,215	2,388,764	15,846,593
Switzerland	2,572,105	12,674,276	1,924,326	14,172,378
EASTERN AFRICA	6,249,999	36,173,282	4,197,913	22,730,901
B.Indian Ocean Terr.		245	150	234
Burundi	74,698	1,040,873	88,180	594,572
Comoros	55,303	79,704	7,493	63,233
Djibouti	3,976	17,037	16,689	56,245
Eritrea	19	2,063		3,606
Ethiopia	348,290	2,405,989	290,926	1,608,610
Kenya	4,537,064	22,159,157	2,927,671	13,980,261
Madagascar	75,760	304,012	34,857	356,086
Malawi	11	10,908	43,763	197,978
Mauritius	3,484	2,890,785	228,181	630,835
Mayotte		17		5,241
Mozambique	19,759	31,888	6,223	103,855
Reunion	4,185	45,879	3,075	3,792
Rwanda	221,626	1,980,819	140,124	930,688
Seychelles		12,906	8,050	8,050
Somalia	38,861	173,447	125,028	436,572
Uganda	98,936	494,836	50,105	405,315
U.R.of Tanzania	209,840	1,494,423	72,714	1,117,360
Zambia	543,825	2,966,730	139,542	2,141,098

Contd.

10.14 Imports by Areas and Countries / Territories

(In Thousand Rupees)

TERRITORIES/COUNTRIES	DECEMBER, 2015	CUMULATIVE FROM JULY,2015	DECEMBER, 2014	CUMULATIVE FROM JULY,2014
Zimbabwe	14,365	61,564	15,143	87,270
MIDDLE AFRICA	101,441	478,261	94,142	178,243
Angola	5	37,940	18,000	28,861
Cameroon	18,762	129,112	10,878	51,978
Central African R.				72
Chad	172	69,769	691	4,820
Congo, Republic of	12,239	67,519	58,756	68,502
D.R.of Congo	58,127	115,497		2,330
Equatorial G.(Ri.Mi)		1		515
Gabon	2,835	49,014	5,786	21,134
Sao Tome & Principe	9,301	9,409	31	31
NORTHERN AFRICA	6,575,144	29,165,577	5,261,823	26,544,409
Algeria		18,290		32,224
Egypt(U.A.R.)	1,312,624	8,475,465	1,472,077	9,438,869
Libya	55,182	417,638	171	139,217
Morocco	5,106,881	19,768,644	3,720,042	16,589,567
Sudan		38,264	3,486	30,428
South Sudan	18	66,705		
Tunisia	100,439	380,572	66,048	314,045
Western Sahara(Ri.De)				61
SOUTHERN AFRICA	4,245,892	25,937,279	4,300,304	25,351,241
Botswana		5,326		462
Canary Islands				9,278
French Southern Terr				1,412
Namibia	80	2,449	179	7,041
South Africa	4,161,258	25,349,308	4,247,708	24,990,452
Swaziland	84,553	580,197	52,417	342,596
WESTERN AFRICA	525,347	4,720,617	124,380	3,926,921
Benin	72,366	404,411		10,614
Burkina Faso(Fr.Up.V		402,583		58,460
Co,te d,Ivoire(Fr.Iv	63,683	207,209	35	88,249
Gambia		33,995	11,592	70,657
Ghana	34,000	141,382	45,890	311,567
Guinea	7,360	11,755	8,890	47,146
Liberia	283,661	292,919		2,098
Mali	49	16,376	890	890
Mauritania		15,410		1,225,429
Nigeria	13,643	2,795,067	2,824	1,500,970
Senegal	32,453	135,302	17,173	256,140
Sierra Leone	5,303	8,642	3,566	17,203
St. Helena		5,281		13
Togo	12,829	250,282	33,520	337,485
EASTERN ASIA	137,641,206	760,275,205	126,547,292	673,360,263
China	110,135,443	604,677,347	99,264,323	528,062,958
Hong Kong S.A.Re.Chi	844,773	3,581,162	936,340	5,131,469
Japan	16,273,231	90,533,017	16,816,833	85,200,487
Korea D.P.Republic	297,845	2,626,600	298,068	2,043,175
Korea, Republic of	5,971,993	37,810,265	6,729,620	33,614,726
Macao.China	301	1,330		6,397
Mongolia		1,079		3,088
O.Asia(Tai.For.Pe.Ki	4,117,618	21,044,405	2,502,109	19,297,963
SOUTH-CENTRAL ASIA	31,106,161	135,256,615	21,630,093	125,516,862
Afghanistan	2,868,608	26,856,106	2,656,999	19,410,237
Bangladesh	132,807	2,941,866	708,235	3,120,950
Bhutan		827	724	736
India	25,175,220	88,099,405	16,548,760	89,568,574
Iran (Islamic R.)	1,643,108	12,095,964	1,051,469	9,551,820
Kazakstan	21,045	88,987	26,610	198,857
Kyrgyzstan/Kyrgyz R.	1,694	4,365	3,451	10,236
Maldives	238	2,257	142	295
Nepal	1,659	19,209	6,230	49,333
Sri Lanka	974,779	4,335,812	531,242	2,913,957

Contd.

10.14 Imports by Areas and Countries / Territories

(In Thousand Rupees)

TERRITORIES/COUNTRIES	DECEMBER, 2015	CUMULATIVE FROM JULY,2015	DECEMBER, 2014	CUMULATIVE FROM JULY,2014
Tajikistan	1,788	4,864	43	1,755
Turkmenistan	285,216	806,952	92,493	639,850
Uzbekistan			3,696	50,262
SOUTH-EASTERN ASIA	38,651,458	247,820,342	41,692,260	253,482,100
Brunei Darussalam		111		
Cambodia Fr.Kampuche	8,414	40,849	513	11,782
Timor Leste		16		
Indonesia	16,978,276	108,062,812	18,151,863	108,442,850
Lao People's D.R.		2,489		520
Malaysia	5,745,769	46,846,436	6,973,998	49,720,208
Myanmar	14,227	221,233	125,943	282,071
Philippines	288,555	1,884,312	431,883	2,424,095
Singapore	6,101,816	35,488,873	8,238,128	44,872,787
Thailand	6,958,470	41,621,198	6,146,696	39,639,522
Viet Nam	2,555,930	13,652,016	1,623,236	8,088,265
WESTERN ASIA	81,438,133	564,857,859	109,301,777	829,297,546
Armenia	241	5,260	828	3,205
Azerbaijan		1,481		9,596
Bahrain	238,902	1,192,806	501,544	2,797,229
Cyprus	8,332	141,626	8,123	76,893
Georgia		4,649		16,875
Iraq	39,378	147,439	20,260	715,035
Jordan	126,691	1,022,108	225,265	1,545,251
Kuwait	11,516,129	74,449,175	22,203,771	149,203,598
Lebanon	46,981	158,314	38,643	269,350
Oman	2,041,794	18,369,875	10,121,229	60,347,741
Qatar	1,831,403	12,470,785	1,502,642	9,511,909
Saudi Arabia	18,337,086	147,138,947	30,476,840	202,758,748
Syrian Arab Republic	8,656	147,000	10,006	50,218
Turkey	2,680,420	11,446,793	1,604,812	9,842,762
United Arab Emirates	44,525,549	298,119,040	42,587,198	391,445,659
Yemen	36,571	42,562	614	703,476
AUSTRALIA AND NEW ZEALAND	3,610,819	32,785,639	3,257,927	18,300,591
Australia	3,212,212	31,032,739	2,646,213	15,496,826
Christmas Islands	845	3,602	759	12,605
Cocos (Keeling) Is.	155	379		1,601
Heard/Mac Donald Is.	12	289	430	751
New Zealand	390,383	1,733,205	609,009	2,779,104
Norfolk Island	7,212	15,011	1,265	7,417
US.Minor Outlying Is		414	250	2,286
MELANESIA	263	34,184	15	6,134
Fiji		22,781		
New Caledonia		113		6,051
Papua New Guinea		7,991		
Solomon Islands		1,996		63
Vanuatu	263	1,303	15	21
MICRONESIA		1,269	170	327
Kiribati		1,175	170	322
Micronesia,F.States		90		
Palau(Fr.pacific Is)		4		5
POLYNESIA	2,614	3,671	95	32,459
American Samoa	2,556	2,677		24,640
Cook Islands		2		
French Polynesia				2,269
Johnston Island	58	79		4,931
Pitcairn		899		188
Samoa			18	18
Tokelau				11
Tonga		14		
Tuvalu			77	349
Wallis & Futuna Is.				52

10.15 Re-Imports by Areas and Countries / Territories

(In Thousand Rupees)				
TERRITORIES/COUNTRIES	DECEMBER, 2015	CUMULATIVE FROM JULY,2015	DECEMBER, 2014	CUMULATIVE FROM JULY,2014
GRAND TOTALS	1,899,492	10,585,712	1,857,795	11,357,594
LATIN AMERICA				5,666
British Virgin Is.				5,584
Dominican Republic				82
CENTRAL AMERICA		228		32,275
Belize				3,539
Guatemala				27,997
Mexico		228		739
SOUTH AMERICA		21,943	227	8,093
Argentina			227	227
Brazil		20,459		6,683
Peru		1,484		
Uruguay				1,183
NORTH AMERICA	779,922	3,961,579	575,948	3,694,546
Canada	120,653	645,625	104,621	776,883
U.S.America	659,268	3,315,954	471,327	2,917,664
EASTERN EUROPE	3,009	50,974	13,801	62,337
Bulgaria		2,886		
Czech Republic		2,871		
Hungary				205
Poland	3,009	39,695	13,119	55,404
Romania		273		479
Russian Federation		5,250		
Ukraine			682	6,248
NORTHERN EUROPE	53,304	450,482	47,089	371,145
Denmark	9,188	10,573	3,897	22,267
Finland	359	359		1,227
Ireland	220	614	4,642	7,921
Norway		6,068	2,822	11,391
Svalbard/Jan May.Is.	3,799	7,597		
Sweden	16,994	102,329	18,669	100,009
United Kingdom	22,746	322,942	17,059	228,330
SOUTHERN EUROPE	36,808	233,624	59,841	340,119
Croatia		527		
Greece		657		624
Italy	36,437	203,570	58,789	303,428
Portugal		618		
Spain	371	28,251	1,052	36,066
WESTERN EUROPE	97,585	402,399	68,984	483,559
Belgium	2,390	18,507	4,708	37,028
France	38,737	71,127	11,628	94,049
Germany	36,109	221,769	49,003	276,841
Netherlands	20,241	88,372	3,077	40,718
Switzerland	108	2,624	568	34,923
EASTERN AFRICA	5,235	16,181	15,195	64,466
Ethiopia			15,195	56,429
Kenya		1,462		
Madagascar				7,060
Uganda				977
U.R.of Tanzania	5,235	14,719		
NORTHERN AFRICA	907	3,956		6,894

Contd.

10.15 Re-Imports by Areas and Countries / Territories

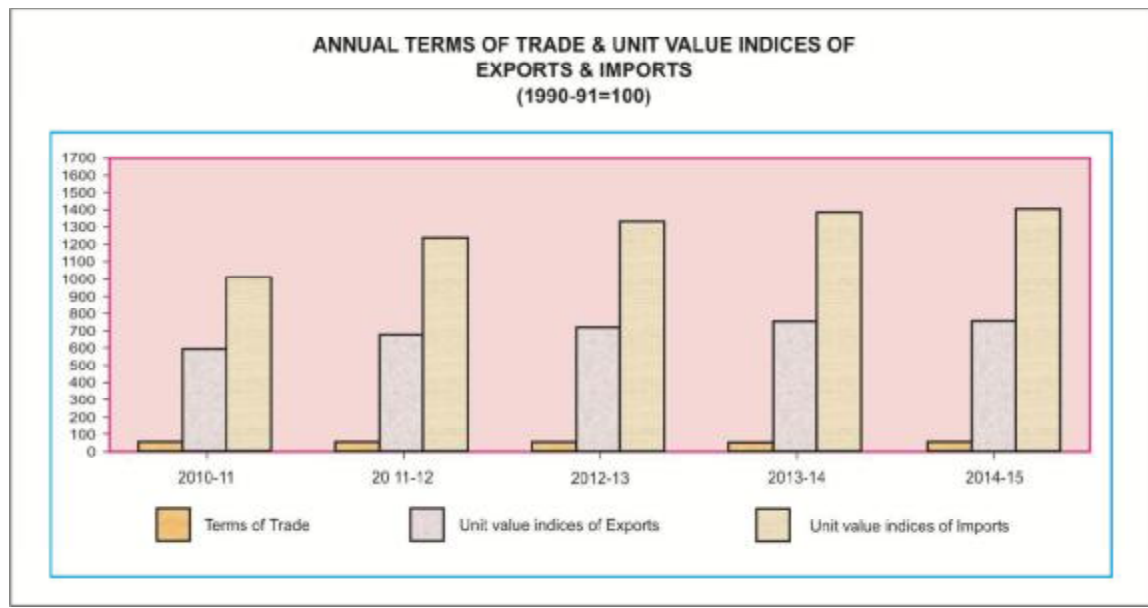
(In Thousand Rupees)

TERRITORIES/COUNTRIES	DECEMBER, 2015	CUMULATIVE FROM JULY,2015	DECEMBER, 2014	CUMULATIVE FROM JULY,2014
Algeria				2,160
Egypt(U.A.R.)		334		
Morocco	907	3,622		2,843
Tunisia				1,891
SOUTHERN AFRICA	11,044	46,664	7,195	7,569
South Africa	6,792	29,540	2,271	2,645
Swaziland	4,252	17,124	4,924	4,924
EASTERN ASIA	490,799	3,050,579	507,754	3,479,596
China	274,175	1,637,287	290,428	1,690,638
Hong Kong S.A.Re.Chi	17,940	212,028	11,694	161,292
Japan	128,256	744,110	148,282	931,606
Korea D.P.Republic				58,644
Korea, Republic of	18,843	167,289	34,975	236,154
O.Asia(Tai.For.Pe.Ki	51,584	289,865	22,377	401,262
SOUTH-CENTRAL ASIA	79,623	564,889	169,626	700,049
Bangladesh	8,818	38,436	1,497	37,893
India	63,547	463,810	139,340	535,599
Iran (Islamic R.)		5,399		8,482
Sri Lanka	7,258	57,243	28,789	118,076
SOUTH-EASTERN ASIA	160,511	778,194	179,974	1,064,841
Brunei Darussalam				268
Cambodia Fr.Kampuche	6,531	6,531		
Indonesia	70,027	387,867	124,369	743,862
Malaysia	18,997	125,448	26,384	122,114
Philippines				334
Singapore	7,944	54,922	8,323	90,066
Thailand	55,008	181,443	19,632	87,847
Viet Nam	2,004	21,983	1,267	20,351
WESTERN ASIA	119,914	684,801	161,195	787,810
Bahrain	2,854	26,966		3,098
Cyprus		330		
Kuwait		614		
Oman	204	2,465		4,070
Qatar		402		
Saudi Arabia	22,845	127,823	24,266	161,820
Syrian Arab Republic	9,860	42,919		2,354
Turkey	17,562	71,772	9,115	60,395
United Arab Emirates	66,589	411,510	127,814	556,073
AUSTRALIA AND NEW ZEALAND	60,830	312,306	50,964	248,630
Australia	60,830	312,306	50,964	248,281
US.Minor Outlying Is				350
MICRONESIA		6,913		
Northern Mariana Is.		6,913		

10.16 Annual and Quarterly Terms of Trade and Unit Value Indices of Exports and Imports (1990-91=100)

Year/ Quarter	Terms of Trade	Unit Value Indices of Exports	Unit Value Indices of Imports
2010-11	58.55	593.19	1013.10
2011-12	55.08	679.44	1233.49
2012-13	53.81	715.45	1329.56
2013-14	54.27	752.86	1387.15
2014-15	55.05	759.21	1404.72
2010-11 Jul-Sep	59.91	552.97	923.01
2010-11 Oct-Dec	60.25	584.51	970.12
2010-11 Jan-Mar	57.34	596.46	1040.23
2010-11 Apr-Jun	57.08	638.81	1119.05
2011-12 Jul-Sep	56.28	653.84	1161.73
2011-12 Oct-Dec	54.96	673.48	1225.37
2011-12 Jan-Mar	54.95	680.39	1238.16
2011-12 Apr-Jun	54.26	710.06	1308.71
2012-13 Jul-Sep	53.94	684.66	1269.28
2012-13 Oct-Dec	53.43	709.08	1327.23
2012-13 Jan-Mar	53.91	728.42	1351.28
2012-13 Apr-Jun	53.97	739.63	1370.44
2013-14 Jul-Sep	54.54	745.76	1367.33
2013-14 Oct-Dec	54.61	745.57	1365.33
2013-14 Jan-Mar	54.80	771.50	1407.91
2013-14 Apr-Jun	53.17	748.62	1408.02
2014-15 Jul-Sep	52.24	753.27	1441.98
2014-15 Oct-Dec	54.41	762.69	1401.74
2014-15 Jan-Mar	55.87	769.06	1376.64
2014-15 Apr-Jun	53.76	751.81	1398.50
2015-16 Jul-Sep	53.67	712.89	1328.20
2015-16 Oct-Dec *	56.66	701.89	1238.67

* Provisional



10.17 Index Numbers of Unit Values of Exports by Groups (1990-91=100)

Year /Quarter	All groups	Food and Live animals	Beverages & Tobacco	Crude materials inedible except fuels	Mineral fuels & Lubricants	Chemicals	Manufactured goods	Machinery & Transport equipment	Misc. Manufactured articles
2010-11	593.19	747.72	804.61	647.55	1333.56	620.91	559.56	1286.13	558.25
2011-12	679.44	800.09	935.29	848.74	1500.63	739.66	641.15	1517.96	650.31
2012-13	715.45	884.48	1052.54	958.74	1615.08	876.11	689.62	1603.48	657.15
2013-14	752.86	954.07	1127.89	1009.57	1682.81	939.50	698.49	1650.17	700.75
2014-15	759.21	1057.47	1148.80	999.87	1713.20	935.18	667.05	1789.37	728.76
2010-11 Jul-Sep	552.97	711.81	719.61	634.81	1330.51	571.93	504.00	1168.32	533.66
Oct-Dec	584.51	751.75	790.66	636.36	1351.72	592.57	548.28	1263.12	543.21
Jan-Mar	596.46	755.41	850.66	639.27	1297.10	651.58	575.38	1317.01	545.45
Apr-Jun	638.81	771.90	857.51	679.75	1354.90	667.54	610.58	1396.06	610.67
2011-12 Jul-Sep	653.84	803.38	897.76	758.78	1429.38	678.24	617.90	1431.44	635.65
Oct-Dec	673.48	780.21	923.77	818.80	1492.20	714.47	645.22	1523.11	645.05
Jan-Mar	680.39	787.46	953.20	904.77	1528.82	766.15	648.83	1549.50	652.21
Apr-Jun	710.06	829.32	966.43	912.66	1552.12	799.77	652.65	1567.78	668.31
2012-13 Jul-Sep	684.66	867.43	999.22	924.18	1562.79	809.02	656.98	1584.13	636.74
Oct-Dec	709.08	869.95	1036.60	944.56	1653.04	851.48	685.86	1590.79	658.79
Jan-Mar	728.42	899.09	1086.12	982.32	1620.06	921.14	705.07	1618.96	666.01
Apr-Jun	739.63	901.46	1088.20	983.88	1624.41	922.80	710.57	1620.03	667.06
2013-14 Jul-Sep	745.46	919.57	1098.87	1017.68	1634.63	934.11	713.43	1624.52	674.82
Oct-Dec	745.57	952.49	1154.15	1023.78	1640.93	928.01	698.36	1631.05	723.57
Jan-Mar	771.50	970.48	1164.01	1042.41	1659.59	941.60	719.23	1664.20	729.32
Apr-Jun	748.62	973.74	1094.54	954.39	1796.09	954.26	659.51	1680.90	675.29
2014-15 Jul-Sep	753.27	1027.99	1123.85	988.05	1853.14	929.85	676.38	1722.41	692.43
Oct-Dec	762.69	1071.97	1171.54	1000.56	1862.62	935.86	677.14	1781.57	740.31
Jan-Mar	769.06	1075.01	1148.08	1030.34	1732.30	946.52	679.02	1787.10	728.26
Apr-Jun	751.81	1054.91	1151.73	980.52	1404.75	928.49	635.66	1866.41	754.05
2015-16 * Jul-Sep	712.89	973.60	1144.34	964.35	1423.80	994.53	628.77	1955.09	730.30
Oct-Dec *	701.89	935.34	1176.96	908.48	1022.94	995.70	601.06	1858.72	782.09

* Provisional

10.18 Index Numbers of Unit Values of Imports by Groups (1990-91=100)

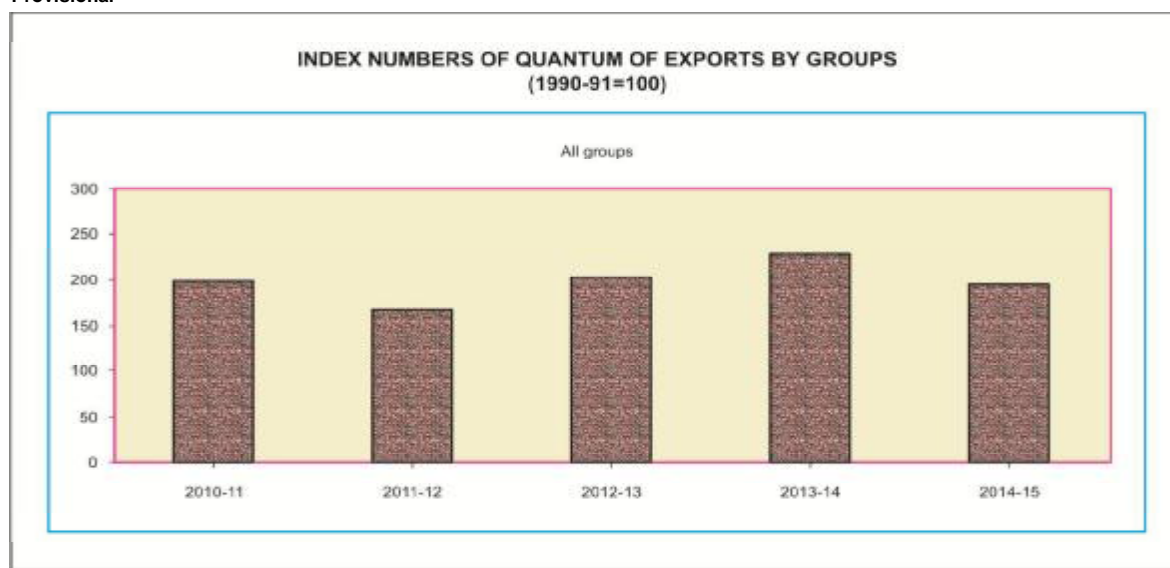
Year/Quarter	All groups	Food and Live animals	Beverages & Tobacco	Crude materials inedible except fuels	Mineral fuels & Lubricants	Animal or Veg. oils & Fats	Chemicals	Manufactured goods	Machinery & Transport equipment	Misc. manufactured articles
2010-11	1013.10	743.82	1060.35	803.59	1255.86	1005.72	796.89	747.32	1183.62	1174.99
2011-12	1233.49	791.79	1230.10	881.00	1651.93	1240.29	897.56	823.33	1407.29	1274.46
2012-13	1329.56	802.28	1339.47	995.65	1720.77	1103.29	994.50	887.02	1738.91	1342.66
2013-14	1387.15	838.74	1446.20	1046.35	1757.91	1054.13	1098.60	899.66	1866.32	1458.63
2014-15	1404.72	891.28	1620.65	1048.08	1550.37	1037.83	1256.50	1026.39	1985.27	1854.42
2010-11 Jul-Sep	923.01	695.80	897.28	759.48	1085.96	867.68	770.08	675.64	1113.89	1097.68
Oct-Dec	970.12	727.87	1026.20	771.05	1128.38	956.15	773.31	727.65	1171.21	1170.63
Jan-Mar	1040.23	792.24	1104.22	841.89	1290.04	1085.82	814.67	791.58	1173.28	1197.23
Apr-Jun	1119.05	759.37	1123.70	841.94	1519.07	1113.24	829.51	794.40	1276.10	1234.40
2011-12 Jul-Sep	1161.73	780.37	1174.28	886.35	1546.57	1209.58	836.74	807.84	1297.42	1248.30
Oct-Dec	1225.37	786.64	1201.86	889.48	1674.49	1185.85	907.70	818.38	1350.77	1264.77
Jan-Mar	1238.16	819.33	1254.74	846.69	1651.53	1277.05	922.54	830.85	1386.86	1282.00
Apr-Jun	1308.71	780.82	1289.52	901.49	1735.14	1288.69	923.26	836.23	1594.10	1302.76
2012-13 Jul-Sep	1269.28	791.42	1310.88	925.57	1623.49	1189.26	939.61	875.46	1610.53	1323.94
Oct-Dec	1327.23	794.08	1328.36	995.64	1764.03	1111.45	1009.58	881.11	1680.20	1327.27
Jan-Mar	1351.28	800.25	1350.09	1017.46	1761.13	1048.35	989.23	877.44	1804.52	1345.00
Apr-Jun	1370.44	823.38	1368.54	1043.92	1734.43	1064.11	1039.59	914.05	1860.39	1374.43
2013-14 Jul-Sep	1367.33	839.00	1390.72	1064.30	1688.69	1075.42	1064.27	859.80	1865.31	1381.34
Oct-Dec	1365.33	840.48	1425.20	1052.01	1711.56	1054.23	1083.40	873.38	1875.71	1391.17
Jan-Mar	1407.91	849.44	1463.98	1072.34	1784.71	1061.03	1104.26	930.61	1937.80	1487.18
Apr-Jun	1408.02	826.03	1504.91	996.75	1846.69	1025.83	1142.45	934.85	1786.47	1574.82
2014-15 Jul-Sep	1441.98	882.91	1551.52	1050.88	1810.84	1040.06	1218.48	993.38	1889.96	1701.41
Oct-Dec	1401.74	893.21	1590.81	1065.79	1530.17	1056.54	1254.97	1030.45	1969.44	1807.08
Jan-Mar	1376.64	895.47	1651.30	1039.03	1443.70	1006.23	1256.20	1044.23	1995.28	1892.80
Apr-Jun	1398.50	893.54	1688.98	1036.61	1416.75	1048.50	1296.34	1037.49	2086.41	2016.39
2015-16 Jul-Sep	1328.20	819.90	1670.50	994.97	1377.68	1032.17	1175.87	905.12	1926.97	2242.88
Oct-Dec*	1238.67	824.90	1691.32	1109.19	1049.07	1028.06	1141.86	929.56	1882.96	2372.44

* Provisional

10.19 Index Numbers of Quantum of Exports by Groups (1990-91=100)

Year/Quarter	All groups	Food and Live animals	Beverages & Tobacco	Crude materials inedible except fuels	Mineral fuels & Lubricants	Chemicals	Manufactured goods	Machinery & Transport equipment	Misc. manufactured articles
2010-11	198.41	286.92	314.18	199.10	333.36	1033.09	180.52	2806.15	198.34
2011-12	167.36	264.12	367.35	282.00	410.62	1301.40	157.00	2077.59	164.87
2012-13	202.86	242.21	238.64	343.79	37.89	992.45	191.87	2014.32	181.50
2013-14	229.80	280.96	175.45	447.47	409.09	1010.41	189.96	2056.66	226.38
2014-15	195.45	224.40	100.30	264.75	176.22	973.58	181.68	3964.39	201.19
2010-11 Jul-Sep	171.90	234.32	274.00	48.34	310.57	1052.36	168.17	2713.18	190.87
Oct-Dec	190.23	257.32	182.25	105.16	394.62	1244.86	181.35	2986.54	196.39
Jan-Mar	208.47	300.04	354.70	324.40	309.57	882.63	181.02	3404.45	203.65
Apr-Jun	223.05	356.00	445.76	318.50	318.66	952.51	191.55	2120.43	202.43
2011-12 Jul-Sep	123.61	226.97	338.73	258.06	397.91	1195.14	153.61	1693.48	168.03
Oct-Dec	169.87	245.98	350.96	342.16	405.61	1260.20	146.42	1741.42	145.37
Jan-Mar	181.51	273.36	342.68	403.10	392.32	1443.70	151.76	2986.15	158.70
Apr-Jun	194.44	310.16	437.04	124.69	446.65	1306.54	176.19	1889.30	187.37
2012-13 Jul-Sep	182.10	193.42	203.51	300.83	29.33	962.68	175.53	2240.25	165.88
Oct-Dec	201.62	219.24	268.01	357.97	6.46	948.78	196.72	2835.50	174.64
Jan-Mar	208.98	289.31	307.37	350.05	53.72	840.47	192.71	1390.01	179.90
Apr-Jun	218.73	266.88	175.65	366.29	62.03	1217.85	202.51	1591.51	205.57
2013-14 Jul-Sep	242.65	254.75	215.28	392.89	1298.61	1052.88	213.28	1226.96	241.61
Oct-Dec	220.69	279.96	59.50	463.12	4.22	691.05	190.14	911.18	229.81
Jan-Mar	218.37	336.65	69.11	350.89	247.03	1153.88	186.44	4061.10	208.14
Apr-Jun	237.48	252.47	357.92	582.97	86.50	1143.82	170.28	2027.38	225.97
2014-15 Jul-Sep	201.64	189.93	90.87	389.05	361.14	952.31	183.05	4343.64	202.72
Oct-Dec	205.65	266.45	51.38	333.54	123.62	1240.35	187.56	3283.23	194.18
Jan-Mar	197.74	235.44	74.56	246.63	85.83	790.96	183.40	3932.27	205.36
Apr-Jun	176.75	205.76	184.39	89.77	134.28	910.69	172.69	4298.43	202.50
2014-15 Jul-Sep	187.10	183.52	68.33	285.36	76.97	1029.59	176.67	3211.01	194.95
Oct-Dec*	193.24	251.95	54.14	218.76	50.57	778.60	177.06	2601.52	204.57

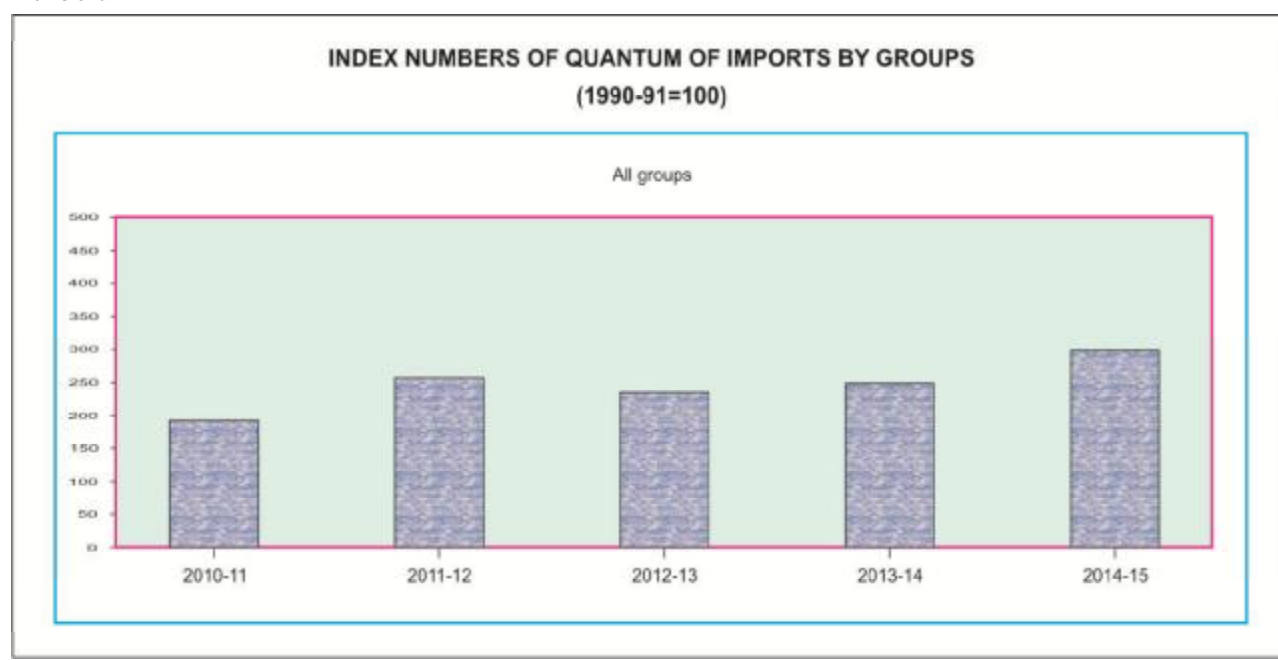
*Provisional



10.20 Index Numbers of Quantum of Imports by Groups (1990-91=100)

Year/Quarter	All groups	Food and Live animals	Beverages & Tobacco	Crude materials inedible except fuels	Mineral fuels & Lubricants	Animal or Veg. oils & Fats	Chemicals	Manufactured goods	Machinery & Transport equipment	Misc. manufactured articles
2010-11	191.60	164.44	279.53	372.91	154.15	90.93	202.59	180.73	232.67	194.23
2011-12	256.47	321.01	371.65	473.88	197.46	121.87	290.92	241.91	280.01	288.73
2012-13	234.02	186.86	275.65	413.29	190.89	141.68	240.54	249.49	266.44	261.26
2013-14	249.40	162.10	317.18	491.04	185.66	182.37	253.03	312.32	283.06	286.91
2014-15	299.74	222.61	317.90	531.02	175.67	179.33	271.01	345.01	478.50	307.93
2010-11 Jul-Sep	248.97	158.42	296.08	524.15	182.44	144.57	276.67	221.66	312.20	297.65
Oct-Dec	261.69	326.59	310.45	368.01	241.54	118.61	261.06	259.08	299.36	220.06
Jan-Mar	255.72	172.75	511.57	599.46	192.62	100.52	272.62	242.19	319.12	259.22
Apr-Jun	243.83	142.78	560.71	388.27	231.20	127.06	271.01	221.30	290.85	285.27
2011-12 Jul-Sep	240.84	277.16	347.08	300.55	194.84	114.21	304.19	247.39	261.99	225.28
Oct-Dec	265.20	330.05	344.55	647.69	194.63	119.56	315.83	235.90	261.50	260.87
Jan-Mar	246.02	383.47	403.56	497.72	188.47	102.72	277.36	223.66	241.95	398.43
Apr-Jun	273.80	293.36	391.41	449.55	211.89	151.00	266.31	260.67	354.59	270.34
2012-13 Jul-Sep	233.97	153.48	320.06	335.17	199.90	165.49	246.32	226.37	289.12	221.18
Oct-Dec	229.54	203.59	244.78	355.04	192.53	115.62	250.79	260.53	247.53	297.57
Jan-Mar	223.34	205.75	273.94	531.28	168.62	148.57	209.02	245.75	221.78	281.19
Apr-Jun	249.22	184.62	263.80	431.66	202.50	137.03	256.03	265.29	307.32	245.10
2013-14 Jul-Sep	218.67	122.34	261.56	396.94	181.66	174.34	244.11	206.78	263.81	229.50
Oct-Dec	268.58	171.23	341.53	584.51	196.34	167.22	261.77	508.73	227.47	235.11
Jan-Mar	257.81	167.02	354.12	578.98	169.03	175.06	258.74	280.99	321.79	278.09
Apr-Jun	252.54	187.81	311.51	403.73	195.60	212.84	247.49	252.77	319.16	305.94
2014-15 Jul-Sep	302.77	322.99	416.31	354.13	197.29	189.47	275.38	273.72	521.40	302.25
Oct-Dec	303.82	229.82	369.89	685.69	185.39	167.77	270.55	274.76	470.31	296.49
Jan-Mar	290.10	174.63	205.90	595.97	129.32	163.79	258.24	482.00	428.76	371.67
Apr-Jun *	302.25	162.98	279.49	488.27	190.67	196.30	279.88	349.54	493.54	261.29
2015-16 Jul-Sep	290.52	292.22	311.01	375.83	146.92	212.82	245.87	284.84	513.14	407.12
	355.81	311.72	251.34	598.92	153.20	224.04	302.20	347.62	635.68	489.68

*Provisional



10.21 Trade in Services (Summary) October, 2015

Rs. In Million

Dollars in Thousands

Description	* October, 2015		** September, 2015		% Change in October, 2015 over September, 2015	
	Rs	\$	Rs	\$	Rs	\$
	Export of Services (TOTAL)	39,566.29	378,695.06	70,964.67	680,998.47	-44.25
1. Manufacturing services on physical inputs owned by others	0.00	0.00	0.00	0.00	0.00	0.00
2. Maintenance and repair services n.i.e.	13.58	130.00	9.38	90.00	44.78	44.44
3. Transport	8,149.48	78,000.00	8,855.49	84,980.00	-7.97	-8.21
4. Travel	1,988.26	19,030.00	2,403.00	23,060.00	-17.26	-17.48
5. Construction services	188.07	1,800.00	125.05	1,200.00	50.40	50.00
6. Insurance and Pension services	617.48	5,910.00	201.11	1,930.00	207.04	206.22
7. Financial services	537.03	5,140.00	320.96	3,080.00	67.32	66.88
8. Charges for the use of intellectual services	307.17	2,940.00	496.02	4,760.00	-38.07	-38.24
9. Telecommunication, Computer and information services	6,096.45	58,350.00	5,945.01	57,050.00	2.55	2.28
10. Other business services	7,501.20	71,795.06	6,181.39	59,318.47	21.35	21.03
11. Personal, cultural, and recreational services	58.51	560.00	67.74	650.00	-13.63	-13.85
12. Government services, n.i.e.	14,109.06	135,040.00	46,359.52	444,880.00	-69.57	-69.65
Import of Services (TOTAL)	62,442.04	597,642.00	57,888.51	555,516.00	7.87	7.58
1. Manufacturing services on physical inputs owned by others	0.00	0.00	0.00	0.00	0.00	0.00
2. Maintenance and repair services n.i.e.	1,279.89	12,250.00	824.28	7,910.00	55.27	54.87
3. Transport	24,564.55	235,111.00	24,816.95	238,151.00	-1.02	-1.28
4. Travel	10,870.18	104,040.00	9,689.15	92,980.00	12.19	11.90
5. Construction services	331.20	3,170.00	0.00	0.00	100.00	100.00
6. Insurance and Pension services	2,167.45	20,745.00	2,830.77	27,165.00	-23.43	-23.63
7. Financial services	2,147.08	20,550.00	1,673.56	16,060.00	28.29	27.96
8. Charges for the use of intellectual services	938.24	8,980.00	1,517.25	14,560.00	-38.16	-38.32
9. Telecommunication, Computer and information services	3,239.95	31,010.00	2,604.12	24,990.00	24.42	24.09
10. Other business services	13,856.22	132,620.00	11,050.07	106,040.00	25.39	25.07
11. Personal, cultural, and recreational services	110.33	1,056.00	65.65	630.00	68.06	67.62
12. Government services, n.i.e.	2,936.95	28,110.00	2,816.71	27,030.00	4.27	4.00

Description	* July - October 2015		July - October 2014		% Change in July - October, 2015 over July - October, 2014	
	Rs	\$	Rs	\$	Rs	\$
	Export of Services (TOTAL)	205,870.69	1,995,146.58	216,998.10	2,149,346.22	-5.13
1. Manufacturing services on physical inputs owned by others	0.00	0.00	0.00	0.00	0.00	0.00
2. Maintenance and repair services n.i.e.	99.06	960.00	361.44	3,580.00	-72.59	-73.18
3. Transport	26,787.02	259,600.00	46,272.01	458,320.00	-42.11	-43.36
4. Travel	9,128.84	88,470.00	9,505.59	94,152.00	-3.96	-6.03
5. Construction services	689.28	6,680.00	1,050.99	10,410.00	-34.42	-35.83
6. Insurance and Pension services	1,272.27	12,330.00	2,036.36	20,170.00	-37.52	-38.87
7. Financial services	2,141.10	20,750.00	3,031.83	30,030.00	-29.38	-30.90
8. Charges for the use of intellectual services	900.81	8,730.00	267.54	2,650.00	236.70	229.43
9. Telecommunication, Computer and information services	24,296.13	235,460.00	26,656.49	264,030.00	-8.85	-10.82
10. Other business services	31,377.92	304,091.58	27,678.42	274,152.22	13.37	10.92
11. Personal, cultural, and recreational services	379.20	3,675.00	433.31	4,292.00	-12.49	-14.38
12. Government services, n.i.e.	108,799.06	1,054,400.00	99,704.12	987,560.00	9.12	6.77
Import of Services (TOTAL)	243,378.16	2,358,641.00	312,565.29	3,095,930.00	-22.14	-23.81
1. Manufacturing services on physical inputs owned by others	0.00	0.00	0.00	0.00	0.00	0.00
2. Maintenance and repair services n.i.e.	4,106.79	39,800.00	2,104.01	20,840.00	95.19	90.98
3. Transport	94,361.73	914,484.00	149,006.95	1,475,900.00	-36.67	-38.04
4. Travel	49,673.63	481,400.00	62,632.60	620,370.00	-20.69	-22.40
5. Construction services	334.32	3,240.00	388.70	3,850.00	-13.99	-15.84
6. Insurance and Pension services	8,071.19	78,220.00	9,739.31	96,467.00	-17.13	-18.92
7. Financial services	5,266.60	51,040.00	8,077.81	80,010.00	-34.80	-36.21
8. Charges for the use of intellectual services	5,640.13	54,660.00	4,114.12	40,750.00	37.09	34.13
9. Telecommunication, Computer and information services	13,056.09	126,530.00	11,673.00	115,620.00	11.85	9.44
10. Other business services	48,581.92	470,820.00	47,096.97	466,491.00	3.15	0.93
11. Personal, cultural, and recreational services	283.46	2,747.00	275.83	2,732.00	2.77	0.55
12. Government services, n.i.e.	14,002.30	135,700.00	17,455.99	172,900.00	-19.79	-21.52

* Provisional figures based on figures provided by the State Bank of Pakistan.

** Revised by SBP

Note:- SBP has switched over from BPM- to BPM 6th addition from July, 2014.

Note:- Dollar value is converted into Rupees on monthly average exchange rate provided by SBP.

October, 2015 (1\$=Rs. 104.480661), September, 2015 (1\$=Rs. 104.206806) and October, 2014 (1\$=Rs. 102.753697) respectively.

10.22 Export of Services by Sectors (Detail) (Monthly)

Description	Rs. in Millions Dollars in Thousands									
	* October, 2015		** September, 2015		** October, 2014		% Change in October, 2015 over			
							September, 2015		October, 2014	
	Rs	\$	Rs	\$	Rs	\$	Rs	\$	Rs	\$
Services	<u>39,566.29</u>	<u>378,695.06</u>	<u>70,964.67</u>	<u>680,998.47</u>	<u>41,647.99</u>	<u>405,318.20</u>	-44.25	-44.39	-5.00	-6.57
1.Manufacturing services on physical inputs owned by others	0.00	0.00	0.00	0.00	0.00	0.00	0.00	0.00	0.00	0.00
1.1 Goods for processing in reporting economy	0.00	0.00	0.00	0.00	0.00	0.00	0.00	0.00	0.00	0.00
1.2 Goods for processing abroad	0.00	0.00	0.00	0.00	0.00	0.00	0.00	0.00	0.00	0.00
2.Maintenance and repair services n.i.e.	13.58	130.00	9.38	90.00	88.37	860.00	44.78	44.44	-84.63	-84.88
3. Transport	8,149.48	78,000.00	8,855.49	84,980.00	11,919.44	116,000.00	-7.97	-8.21	-31.63	-32.76
3.1 Sea transport	234.04	2,240.00	281.36	2,700.00	2,576.04	25,070.00	-16.82	-17.04	-90.91	-91.07
3.1.1 Passenger	0.00	0.00	0.00	0.00	0.00	0.00	0.00	0.00	0.00	0.00
3.1.2 Freight	121.20	1,160.00	152.14	1,460.00	108.92	1,060.00	-20.34	-20.55	11.27	9.43
3.1.3 Other	112.84	1,080.00	129.22	1,240.00	2,467.12	24,010.00	-12.68	-12.90	-95.43	-95.50
3.2 Air transport	7,852.76	75,160.00	8,557.46	82,120.00	9,338.26	90,880.00	-8.23	-8.48	-15.91	-17.30
3.2.1 Passenger	4,274.30	40,910.00	4,649.71	44,620.00	6,843.40	66,600.00	-8.07	-8.31	-37.54	-38.57
3.2.2 Freight	208.96	2,000.00	259.47	2,490.00	524.04	5,100.00	-19.47	-19.68	-60.13	-60.78
3.2.3 Other	3,369.50	32,250.00	3,648.28	35,010.00	1,970.82	19,180.00	-7.64	-7.88	70.97	68.14
3.3 Road transport	59.55	570.00	15.63	150.00	4.11	40.00	281.00	280.00	1348.91	1325.00
3.3.1 Passenger	0.00	0.00	0.00	0.00	0.00	0.00	0.00	0.00	0.00	0.00
3.3.2 Freight	59.55	570.00	15.63	150.00	4.11	40.00	281.00	280.00	1348.91	1325.00
3.3.3 Other	0.00	0.00	0.00	0.00	0.00	0.00	0.00	0.00	0.00	0.00
3.4 Rail transport	1.04	10.00	0.00	0.00	0.00	0.00	100.00	100.00	100.00	100.00
3.4.1 Passenger	0.00	0.00	0.00	0.00	0.00	0.00	0.00	0.00	0.00	0.00
3.4.2 Freight	0.00	0.00	0.00	0.00	0.00	0.00	0.00	0.00	0.00	0.00
3.4.3 Other	1.04	10.00	0.00	0.00	0.00	0.00	100.00	100.00	100.00	100.00
3.5 Postal and courier services	2.09	20.00	1.04	10.00	1.03	10.00	100.96	100.00	102.91	100.00
3.6 Electricity transmission	0.00	0.00	0.00	0.00	0.00	0.00	0.00	0.00	0.00	0.00
3.7 Other supporting and auxiliary transport service	0.00	0.00	0.00	0.00	0.00	0.00	0.00	0.00	0.00	0.00
4. Travel	1,988.26	19,030.00	2,403.00	23,060.00	2,686.30	26,143.00	-17.26	-17.48	-25.99	-27.21
4.1 Business	17.76	170.00	42.72	410.00	46.24	450.00	-58.43	-58.54	-61.59	-62.22
4.1.1 Acquisition of goods and services by border, seasonal, and other short-term workers	0.00	0.00	0.00	0.00	0.00	0.00	0.00	0.00	0.00	0.00
4.1.2 Other	17.76	170.00	42.72	410.00	46.24	450.00	-58.43	-58.54	-61.59	-62.22
4.2 Personal	1,970.50	18,860.00	2,360.28	22,650.00	2,640.06	25,693.00	-16.51	-16.73	-25.36	-26.59
4.2.1 Health-related expenditure	4.18	40.00	6.25	60.00	10.28	100.00	-33.12	-33.33	-59.34	-60.00
4.2.2 Education-related expenditure	39.70	380.00	27.09	260.00	25.69	250.00	46.55	46.15	54.53	52.00
4.2.3 Other	1,926.62	18,440.00	2,326.94	22,330.00	2,604.09	25,343.00	-17.20	-17.42	-26.02	-27.24
4.2.3.1 Religious travel	0.00	0.00	0.00	0.00	0.00	0.00	0.00	0.00	0.00	0.00
4.2.3.2 Other	1,926.62	18,440.00	2,326.94	22,330.00	2,604.09	25,343.00	-17.20	-17.42	-26.02	-27.24
5.Construction services	188.07	1,800.00	125.05	1,200.00	251.75	2,450.00	50.40	50.00	-25.29	-26.53
5.1 Construction abroad	188.07	1,800.00	125.05	1,200.00	251.75	2,450.00	50.40	50.00	-25.29	-26.53
5.2 Construction in the compiling economy	0.00	0.00	0.00	0.00	0.00	0.00	0.00	0.00	0.00	0.00
6. Insurance and Pension services	617.48	5,910.00	201.11	1,930.00	735.72	7,160.00	207.04	206.22	-16.07	-17.46
6.1 Direct Insurance	238.76	2,285.21	99.10	951.03	372.63	3,626.42	140.93	140.29	-35.93	-36.98
6.1.1 Life insurance	1.59	15.21	4.28	41.03	8.88	86.42	-62.85	-62.93	-82.09	-82.40
6.1.2 Freight insurance	4.18	40.00	2.08	20.00	14.39	140.00	100.96	100.00	-70.95	-71.43
6.1.3 Other direct insurance	232.99	2,230.00	92.74	890.00	349.36	3,400.00	151.23	150.56	-33.31	-34.41
6.2 Reinsurance	378.54	3,623.06	93.09	893.33	357.97	3,483.77	306.64	305.57	5.75	4.00
6.3 Auxiliary insurance services	0.18	1.73	8.92	85.64	5.12	49.81	-97.98	-97.98	-96.48	-96.53
6.4 Pension and standardized guarantee	0.00	0.00	0.00	0.00	0.00	0.00	0.00	0.00	0.00	0.00

Contd.

10.22 Export of Services by Sectors (Detail) (Monthly)

Description	Rs. in Millions Dollars in Thousands									
	* October, 2015		** September, 2015		** October, 2014		% Change in October, 2015 over			
							September, 2015		October, 2014	
	Rs	\$	Rs	\$	Rs	\$	Rs	\$	Rs	\$
7. Financial services	537.03	5140.00	320.96	3080.00	734.69	7150.00	67.32	66.88	-26.90	-28.11
7.1 Explicitly charged and other financial services	537.03	5140.00	320.96	3080.00	426.43	4150.00	67.32	66.88	25.94	23.86
7.2 Financial intermediation service charges indirectly measured (FISIM)	0.00	0.00	0.00	0.00	308.26	3000.00	0.00	0.00	-100.00	-100.00
8. Charges for the use of intellectual services	307.17	2940.00	496.02	4760.00	61.65	600.00	-38.07	-38.24	398.25	390.00
9. Telecommunication, Computer and information services	6096.45	58350.00	5945.01	57050.00	6963.62	67770.00	2.55	2.28	-12.45	-13.90
9.1 Telecommunications services	1919.31	18370.00	2148.74	20620.00	2559.60	24910.00	-10.68	-10.91	-25.02	-26.25
9.1.1 Call centres	504.37	4827.38	507.66	4871.68	503.06	4895.76	-0.65	-0.91	0.26	-1.40
9.1.2 Telecommunication services	1414.94	13542.62	1641.08	15748.32	2056.54	20014.24	-13.78	-14.01	-31.20	-32.34
9.2 Computer services	4169.83	39910.00	3784.80	36320.00	4398.88	42810.00	10.17	9.88	-5.21	-6.77
9.2.1 Hardware consultancy services	16.10	154.07	15.03	144.23	1.22	11.89	7.12	6.82	1219.67	1195.68
9.2.2 Software consultancy services	868.65	8313.96	812.87	7800.55	802.55	7810.45	6.86	6.58	8.24	6.45
9.2.3 Maintenance & repairs of computer	7.02	67.17	2.15	20.59	18.71	182.06	226.51	226.20	-62.48	-63.11
9.2.4 Export / Import of Computer Software	2822.66	27016.12	2243.79	21532.08	3172.37	30873.58	25.80	25.47	-11.02	-12.49
9.2.5 Other Computer services	455.40	4358.68	710.96	6822.56	404.03	3932.02	-35.95	-36.11	12.71	10.85
9.3 Information services	7.31	70.00	11.47	110.00	5.14	50.00	-36.27	-36.36	42.22	40.00
9.3.1 News agency services	6.22	59.57	5.77	55.34	1.23	11.98	7.80	7.65	405.69	397.20
9.3.2 Other information services	1.09	10.43	5.70	54.66	3.91	38.02	-80.88	-80.92	-72.12	-72.57
10. Other business services	7501.20	71795.06	6181.39	59318.47	6480.20	63065.20	21.35	21.03	15.76	13.84
10.1 Research and development services	47.02	450.00	45.85	440.00	118.17	1150.00	2.55	2.27	-60.21	-60.87
10.2 Professional and management consulting services	2040.51	19530.00	1599.58	15350.00	1782.78	17350.00	27.57	27.23	14.46	12.56
10.2.1 Legal, accounting, management consulting, and public relations	1700.95	16280.00	1269.24	12180.00	1594.74	15520.00	34.01	33.66	6.66	4.90
10.2.1.1 Legal services	90.90	870.00	85.45	820.00	101.73	990.00	6.38	6.10	-10.65	-12.12
10.2.1.2 Accounting, auditing, bookkeeping, and tax consulting services	38.66	370.00	88.58	850.00	49.32	480.00	-56.36	-56.47	-21.61	-22.92
10.2.1.3 Business and management consulting and public relations services	1571.39	15040.00	1095.21	10510.00	1443.69	14050.00	43.48	43.10	8.85	7.05
10.2.2 Advertising, market research, and public opinion polling	339.56	3250.00	330.34	3170.00	188.04	1830.00	2.79	2.52	80.58	77.60
10.3 Technical, trade-related and other business services	5413.67	51815.06	4535.96	43528.47	4579.25	44565.20	19.35	19.04	18.22	16.27
10.3.1 Architectural, engineering, scientific and other technical services	475.39	4550.00	309.49	2970.00	490.14	4770.00	53.60	53.20	-3.01	-4.61
10.3.2 Waste treatment and de-pollution, agricultural and mining services	1.04	10.00	4.17	40.00	13.36	130.00	-75.06	-75.00	-92.22	-92.31
10.3.3 Operating leasing services	4.18	40.00	14.59	140.00	4.11	40.00	-71.35	-71.43	1.70	0.00
10.3.4 Trade-related services	17.25	165.11	78.73	755.53	86.74	844.15	-78.09	-78.15	-80.11	-80.44
10.3.5 Other business services n.i.e.	4915.81	47049.95	4128.98	39622.94	3984.90	38781.04	19.06	18.74	23.36	21.32
11. Personal, cultural, and recreational services	58.51	560.00	67.74	650.00	140.77	1370.00	-13.63	-13.85	-58.44	-59.12
11.1 Audiovisual and related services	41.79	400.00	50.02	480.00	123.30	1200.00	-16.45	-16.67	-66.11	-66.67
11.1.1 Audiovisual services	41.69	399.02	49.84	478.26	122.94	1196.47	-16.35	-16.57	-66.09	-66.65
11.1.2 Artistic related services	0.10	0.98	0.18	1.74	0.36	3.53	-44.44	-43.84	-72.22	-72.36
11.2 Other personal, cultural, and recreational services	16.72	160.00	17.72	170.00	17.47	170.00	-5.64	-5.88	-4.29	-5.88
12. Government services, n.i.e.	14109.06	135040.00	46359.52	444880.00	11585.48	112750.00	-69.57	-69.65	21.78	19.77
12.1 Embassies and consulates	3335.02	31920.00	2329.02	22350.00	2385.94	23220.00	43.19	42.82	39.78	37.47
12.2 Military units and agencies	6882.14	65870.00	815.94	7830.00	6288.53	61200.00	743.46	741.25	9.44	7.63
12.3 Other	3891.90	37250.00	43214.56	414700.00	2911.01	28330.00	-90.99	-91.02	33.70	31.49

* Provisional ** Revised

Note: 1. The data are presented as per 6(EBOPS0.002010) classification aligned with MSITS0.00 2010 classification

10.23 Export of Services by Sector (Detail) (Cummulative)

Description	Rs. in Millions Dollars in Thousands					
	* July - October, 2015		** July - October, 2014		% Change in July - October, 2015 over July - October, 2014	
	Rs	\$	Rs	\$	Rs	\$
Services	<u>205,870.69</u>	<u>1,995,146.58</u>	<u>216,998.10</u>	<u>2,149,346.22</u>	-5.13	-7.17
1.Manufacturing services on physical inputs owned by others	0.00	0.00	0.00	0.00	0.00	0.00
1.1 Goods for processing in reporting economy	0.00	0.00	0.00	0.00	0.00	0.00
1.2 Goods for processing abroad	0.00	0.00	0.00	0.00	0.00	0.00
2.Maintenance and repair services n.i.e.	99.06	960.00	361.44	3,580.00	-72.59	-73.18
3. Transport	26,787.02	259,600.00	46,272.01	458,320.00	-42.11	-43.36
3.1 Sea transport	898.75	8,710.00	9,624.52	95,330.00	-90.66	-90.86
3.1.1 Passenger	0.00	0.00	0.00	0.00	0.00	0.00
3.1.2 Freight	408.62	3,960.00	784.46	7,770.00	-47.91	-49.03
3.1.3 Other	490.13	4,750.00	8,840.06	87,560.00	-94.46	-94.58
3.2 Air transport	25,728.33	249,340.00	36,576.82	362,290.00	-29.66	-31.18
3.1.1 Passenger	17,705.64	171,590.00	23,361.15	231,390.00	-24.21	-25.84
3.1.2 Freight	583.00	5,650.00	2,976.30	29,480.00	-80.41	-80.83
3.1.3 Other	7,439.69	72,100.00	10,239.37	101,420.00	-27.34	-28.91
3.3 Road transport	154.78	1,500.00	55.53	550.00	178.73	172.73
3.3.1 Passenger	0.00	0.00	0.00	0.00	0.00	0.00
3.3.2 Freight	154.78	1,500.00	55.53	550.00	178.73	172.73
3.3.3 Other	0.00	0.00	0.00	0.00	0.00	0.00
3.4 Rail transport	1.03	10.00	0.00	0.00	100.00	100.00
3.4.1 Passenger	0.00	0.00	0.00	0.00	0.00	0.00
3.4.2 Freight	0.00	0.00	0.00	0.00	0.00	0.00
3.4.3 Other	1.03	10.00	0.00	0.00	100.00	100.00
3.5 Postal and courier services	4.13	40.00	15.14	150.00	-72.72	-73.33
3.6 Electricity transmission	0.00	0.00	0.00	0.00	0.00	0.00
3.7 Other supporting and auxiliary transport service	0.00	0.00	0.00	0.00	0.00	0.00
4. Travel	9,128.84	88,470.00	9,505.59	94,152.00	-3.96	-6.03
4.1 Business	99.06	960.00	252.40	2,500.00	-60.75	-61.60
4.1.1 Acquisition of goods and services by border, seasonal, and other short-term workers	0.00	0.00	0.00	0.00	0.00	0.00
4.1.2 Other	99.06	960.00	252.40	2,500.00	-60.75	-61.60
4.2 Personal	9,029.78	87,510.00	9,253.19	91,652.00	-2.41	-4.52
4.2.1 Health-related expenditure	42.31	410.00	67.64	670.00	-37.45	-38.81
4.2.2 Education-related expenditure	157.87	1,530.00	126.20	1,250.00	25.10	22.40
4.2.3 Other	8,829.60	85,570.00	9,059.35	89,732.00	-2.54	-4.64
4.2.3.1 Religious travel	0.00	0.00	11.29	111.79	-100.00	-100.00
4.2.3.2 Other	8,829.60	85,570.00	9,048.06	89,620.21	-2.41	-4.52
5.Construction services	689.28	6,680.00	1,050.99	10,410.00	-34.42	-35.83
5.1 Construction abroad	689.28	6,680.00	1,050.99	10,410.00	-34.42	-35.83
5.2 Construction in the compiling economy	0.00	0.00	0.00	0.00	0.00	0.00
6. Insurance and Pension services	1,272.27	12,330.00	2,036.36	20,170.00	-37.52	-38.87
6.1 Direct Insurance	558.36	5,411.30	566.17	5,607.90	-1.38	-3.51
6.1.1 Life insurance	10.45	101.30	10.89	107.90	-4.04	-6.11
6.1.2 Freight insurance	12.38	120.00	23.22	230.00	-46.68	-47.83
6.1.3 Other direct insurance	535.53	5,190.00	532.06	5,270.00	0.65	-1.52
6.2 Reinsurance	689.37	6,680.91	1,464.78	14,508.53	-52.94	-53.95
6.3 Auxiliary insurance services	24.54	237.79	5.41	53.57	353.60	343.86
6.4 Pension and standardized guarantee services	0.00	0.00	0.00	0.00	0.00	0.00

Contd.

10.23 Export of Services by Sector (Detail) (Cummulative)

Description	Rs. in Millions Dollars in Thousands					
	* July - October, 2015		** July - October, 2014		% Change in July - October, 2015 over July - October, 2014	
	Rs	\$	Rs	\$	Rs	\$
7. Financial services	2,141.10	20,750.00	3,031.83	30,030.00	-29.38	-30.90
7.1 Explicitly charged and other financial services	2,141.10	20,750.00	1,790.02	17,730.00	19.61	17.03
7.2 Financial intermediation service charges indirectly measured (FISIM)	0.00	0.00	1,241.81	12,300.00	-100.00	-100.00
8. Charges for the use of intellectual services	900.81	8,730.00	267.54	2,650.00	236.70	229.43
9. Telecommunication, Computer and information services	24,296.13	235,460.00	26,656.49	264,030.00	-8.85	-10.82
9.1 Telecommunications services	9,385.78	90,960.00	12,849.19	127,270.00	-26.95	-28.53
9.1.1 Call centres	2,321.86	22,501.70	1,887.72	18,697.71	23.00	20.34
9.1.2 Telecommunication services	7,063.92	68,458.30	10,961.47	108,572.29	-35.56	-36.95
9.2 Computer services	14,854.63	143,960.00	13,787.11	136,560.00	7.74	5.42
9.2.1 Hardware consultancy services	55.56	538.42	7.21	71.38	670.60	654.36
9.2.2 Software consultancy services	3,288.70	31,871.64	2,755.35	27,291.50	19.36	16.78
9.2.3 Maintenance & repairs of computer	9.71	94.07	40.67	402.87	-76.12	-76.65
9.2.4 Export / Import of Computer Software	9,406.95	91,165.17	9,298.51	92,100.83	1.17	-1.02
9.2.5 Other Computer services	2,093.71	20,290.71	1,685.37	16,693.42	24.23	21.55
9.3 Information services	55.72	540.00	20.19	200.00	175.98	170.00
9.3.1 News agency services	32.19	311.92	9.53	94.40	237.78	230.41
9.3.2 Other information services	23.53	228.08	10.66	105.60	120.73	115.99
10. Other business services	31,377.92	304,091.58	27,678.42	274,152.22	13.37	10.92
10.1 Research and development services	211.53	2,050.00	301.87	2,990.00	-29.93	-31.44
10.2 Professional and management consulting services	6712.23	65050.00	7397.34	73270.00	-9.26	-11.22
10.2.1 Legal, accounting, management consulting, and public relations	5,468.84	53,000.00	6,463.46	64,020.00	-15.39	-17.21
10.2.1.1 Legal services	301.30	2,920.00	470.47	4,660.00	-35.96	-37.34
10.2.1.2 Accounting, auditing, bookkeeping, and tax consulting services	289.95	2,810.00	175.67	1,740.00	65.05	61.49
10.2.1.3 Business and management consulting and public relations services	4,877.59	47,270.00	5,817.32	57,620.00	-16.15	-17.96
10.2.2 Advertising, market research, and public opinion polling	1,243.39	12,050.00	933.88	9,250.00	33.14	30.27
10.3 Technical, trade-related and other business services	24,454.16	236,991.58	19,979.21	197,892.22	22.40	19.76
10.3.1 Architectural, engineering, scientific and other technical services	2,540.43	24,620.00	1,539.64	15,250.00	65.00	61.44
10.3.2 Waste treatment and de-pollution, agricultural and mining services	15.48	150.00	26.25	260.00	-41.03	-42.31
10.3.3 Operating leasing services	31.99	310.00	4.04	40.00	691.83	675.00
10.3.4 Trade-related services	168.52	1,633.14	200.86	1,989.49	-16.10	-17.91
10.3.5 Other business services n.i.e.	21,697.74	210,278.44	18,208.42	180,352.74	19.16	16.59
11. Personal, cultural, and recreational services	379.20	3,675.00	433.31	4,292.00	-12.49	-14.38
11.1 Audiovisual and related services	199.66	1,935.00	394.95	3,912.00	-49.45	-50.54
11.1.1 Audiovisual services	199.10	1,929.56	283.13	2,804.42	-29.68	-31.20
11.1.2 Artistic related services	0.56	5.44	111.82	1,107.58	-99.50	-99.51
11.2 Other personal, cultural, and recreational services	179.54	1,740.00	38.36	380.00	368.04	357.89
12. Government services, n.i.e.	108,799.06	1,054,400.00	99,704.12	987,560.00	9.12	6.77
12.1 Embassies and consulates	12,005.66	116,350.00	9,251.98	91,640.00	29.76	26.96
12.2 Military units and agencies	8,258.99	80,040.00	6,695.67	66,320.00	23.35	20.69
12.3 Other	88,534.41	858,010.00	83,756.47	829,600.00	5.70	3.42

* Provisional ** Revised

Note: 1. The data are presented as per 6(EBOPS0.002010) classification aligned with MSITS0.00 2010 classification

10.24 Import of Services by Sectors (Detail) (Monthly)

Description	Rs. in Millions									
	Dollars in Thousands									
	% Change in October, 2015									
	over									
	* October, 2015		** September, 2015		** October, 2014		September, 2015		October, 2014	
	Rs	\$	Rs	\$	Rs	\$	Rs	\$	Rs	\$
Services	<u>62,442.04</u>	<u>597,642.00</u>	<u>57,888.51</u>	<u>555,516.00</u>	<u>71,274.41</u>	<u>693,643.00</u>	7.87	7.58	-12.39	-13.84
1.Manufacturing services on physical inputs owned by others	0.00	0.00	0.00	0.00	0.00	0.00	0.00	0.00	0.00	0.00
1.1 Goods for processing in reporting economy	0.00	0.00	0.00	0.00	0.00	0.00	0.00	0.00	0.00	0.00
1.2 Goods for processing abroad	0.00	0.00	0.00	0.00	0.00	0.00	0.00	0.00	0.00	0.00
2.Maintenance and repair services n.i.e.	1,279.89	12,250.00	824.28	7,910.00	511.71	4,980.00	55.27	54.87	150.12	145.98
3. Transport	24,564.55	235,111.00	24,816.95	238,151.00	31,885.50	310,310.00	-1.02	-1.28	-22.96	-24.23
3.1 Sea transport	13,020.38	124,620.00	12,953.95	124,310.00	22,401.33	218,010.00	0.51	0.25	-41.88	-42.84
3.1.1 Passenger	0.00	0.00	0.00	0.00	0.00	0.00	0.00	0.00	0.00	0.00
3.1.2 Freight	11,954.68	114,420.00	11,680.54	112,090.00	20,934.01	203,730.00	2.35	2.08	-42.89	-43.84
3.1.3 Other	1,065.70	10,200.00	1,273.41	12,220.00	1,467.32	14,280.00	-16.31	-16.53	-27.37	-28.57
3.2 Air transport	11,368.54	108,810.00	11,651.36	111,810.00	8,521.37	82,930.00	-2.43	-2.68	33.41	31.21
3.2.1 Passenger	6,497.65	62,190.00	7,035.00	67,510.00	4,773.94	46,460.00	-7.64	-7.88	36.11	33.86
3.2.2 Freight	1,967.37	18,830.00	1,874.68	17,990.00	2,340.73	22,780.00	4.94	4.67	-15.95	-17.34
3.2.3 Other	2,903.52	27,790.00	2,741.68	26,310.00	1,406.70	13,690.00	5.90	5.63	106.41	102.99
3.3 Road transport	102.39	980.00	117.23	1,125.00	615.39	5,989.00	-12.66	-12.89	-83.36	-83.64
3.3.1 Passenger	0.00	0.00	0.00	0.00	411.01	4,000.00	0.00	0.00	-100.00	-100.00
3.3.2 Freight	97.17	930.00	117.23	1,125.00	204.38	1,989.00	-17.11	-17.33	-52.46	-53.24
3.3.3 Other	5.22	50.00	0.00	0.00	0.00	0.00	100.00	100.00	100.00	100.00
3.4 Rail transport	52.34	501.00	63.15	606.00	110.05	1,071.00	-17.12	-17.33	-52.44	-53.22
3.4.1 Passenger	52.34	501.00	63.15	606.00	110.05	1,071.00	-17.12	-17.33	-52.44	-53.22
3.4.2 Freight	0.00	0.00	0.00	0.00	0.00	0.00	0.00	0.00	0.00	0.00
3.4.3 Other	0.00	0.00	0.00	0.00	0.00	0.00	0.00	0.00	0.00	0.00
3.5 Postal and courier services	20.90	200.00	31.26	300.00	237.36	2,310.00	-33.14	-33.33	-91.19	-91.34
3.6 Electricity transmission	0.00	0.00	0.00	0.00	0.00	0.00	0.00	0.00	0.00	0.00
3.7 Other supporting and auxiliary transport service	0.00	0.00	0.00	0.00	0.00	0.00	0.00	0.00	0.00	0.00
4. Travel	10,870.18	104,040.00	9,689.15	92,980.00	16,660.49	162,140.00	12.19	11.90	-34.75	-35.83
4.1 Business	323.89	3,100.00	284.48	2,730.00	339.09	3,300.00	13.85	13.55	-4.48	-6.06
4.1.1 Acquisition of goods and services by border, seasonal, and other short-term workers	0.00	0.00	0.00	0.00	0.00	0.00	0.00	0.00	0.00	0.00
4.1.2 Other	323.89	3,100.00	284.48	2,730.00	339.09	3,300.00	13.85	13.55	-4.48	-6.06
4.2 Personal	10,546.29	100,940.00	9,404.67	90,250.00	16,321.40	158,840.00	12.14	11.84	-35.38	-36.45
4.2.1 Health-related expenditure	73.14	700.00	22.93	220.00	7.19	70.00	218.97	218.18	917.25	900.00
4.2.2 Education-related expenditure	1,018.69	9,750.00	844.08	8,100.00	1,068.64	10,400.00	20.69	20.37	-4.67	-6.25
4.2.3 Other	9,454.46	90,490.00	8,537.66	81,930.00	15,245.57	148,370.00	10.74	10.45	-37.99	-39.01
4.2.3.1 Religious travel	0.00	0.00	22.97	220.44	0.00	0.00	-100.00	-100.00	0.00	0.00
4.2.3.2 Other	9,454.46	90,490.00	8,514.69	81,709.57	15,245.57	148,370.00	11.04	10.75	-37.99	-39.01
5.Construction services	331.20	3,170.00	0.00	0.00	167.49	1,630.00	100.00	100.00	97.74	94.48
5.1 Construction abroad	0.00	0.00	0.00	0.00	0.00	0.00	0.00	0.00	0.00	0.00
5.2 Construction in the compiling economy	331.20	3,170.00	0.00	0.00	167.49	1,630.00	100.00	100.00	97.74	94.48
6. Insurance and Pension services	2,167.45	20,745.00	2,830.77	27,165.00	2,813.40	27,380.00	-23.43	-23.63	-22.96	-24.23
6.1 Direct Insurance	417.89	3,999.72	956.64	9,180.27	572.46	5,571.16	-56.32	-56.43	-27.00	-28.21
6.1.1 Life insurance	-0.03	-0.28	0.03	0.27	0.02	0.15	-200.00	-205.97	-250.00	-283.23
6.1.2 Freight insurance	104.48	1,000.00	62.52	600.00	480.99	4,681.00	67.11	66.67	-78.28	-78.64
6.1.3 Other direct insurance	313.44	3,000.00	894.09	8,580.00	91.45	890.00	-64.94	-65.03	242.74	237.08
6.2 Reinsurance	1,490.83	14,268.92	1,865.04	17,897.50	2,226.12	21,664.65	-20.06	-20.27	-33.03	-34.14
6.3 Auxiliary insurance services	258.73	2,476.36	9.09	87.23	14.82	144.19	2746.31	2738.82	1645.82	1617.42
6.4 Pension and standardized guarantee	0.00	0.00	0.00	0.00	0.00	0.00	0.00	0.00	0.00	0.00

Contd.

10.24 Import of Services by Sectors (Detail) (Monthly)

Description	Rs. in Millions Dollars in Thousands									
	* October, 2015		** September, 2015		** October, 2014		% Change in October, 2015 over			
							September, 2015		October, 2014	
	Rs	\$	Rs	\$	Rs	\$	Rs	\$	Rs	\$
7. Financial services	2,147.08	20,550.00	1,673.56	16,060.00	1,084.05	10,550.00	28.29	27.96	98.06	94.79
7.1 Explicitly charged and other financial services	2,147.08	20,550.00	1,673.56	16,060.00	878.54	8,550.00	28.29	27.96	144.39	140.35
7.2 Financial intermediation service charges indirectly measured (FISIM)	0.00	0.00	0.00	0.00	205.51	2,000.00	0.00	0.00	-100.00	-100.00
8. Charges for the use of intellectual services	938.24	8,980.00	1,517.25	14,560.00	797.37	7,760.00	-38.16	-38.32	17.67	15.72
9. Telecommunication, Computer and information services	3,239.95	31,010.00	2,604.12	24,990.00	2,066.37	20,110.00	24.42	24.09	56.79	54.20
9.1 Telecommunications services	1,977.82	18,930.00	1,144.19	10,980.00	1,028.56	10,010.00	72.86	72.40	92.29	89.11
9.1.1 Call centres	2.01	19.21	0.00	0.00	0.00	0.00	100.00	100.00	100.00	100.00
9.1.2 Telecommunication services	1,975.81	18,910.80	1,144.19	10,980.00	1,028.56	10,010.00	72.68	72.23	92.09	88.92
9.2 Computer services	1,114.81	10,670.00	1,342.18	12,880.00	965.88	9,400.00	-16.94	-17.16	15.42	13.51
9.2.1 Hardware consultancy services	3.64	34.82	8.39	80.50	0.00	0.00	-56.62	-56.75	100.00	100.00
9.2.2 Software consultancy services	649.08	6,212.47	1,082.90	10,391.84	706.11	6,871.87	-40.06	-40.22	-8.08	-9.60
9.2.3 Maintenance & repairs of computer	73.98	708.09	55.89	536.38	51.99	506.01	32.37	32.01	42.30	39.94
9.2.4 Export / Import of Computer Software	174.85	1,673.47	100.31	962.61	115.50	1,124.08	74.31	73.85	51.39	48.87
9.2.5 Other Computer services	213.26	2,041.15	94.69	908.67	92.28	898.04	125.22	124.63	131.10	127.29
9.3 Information services	147.32	1,410.00	117.75	1,130.00	71.93	700.00	25.11	24.78	104.81	101.43
9.3.1 News agency services	90.85	869.55	75.75	726.96	43.48	423.14	19.93	19.61	108.95	105.50
9.3.2 Other information services	56.47	540.45	42.00	403.04	28.45	276.86	34.45	34.09	98.49	95.20
10. Other business services	13,856.22	132,620.00	11,050.07	106,040.00	13,569.67	132,060.00	25.39	25.07	2.11	0.42
10.1 Research and development services	4.18	40.00	2.08	20.00	6.17	60.00	100.96	100.00	-32.25	-33.33
10.2 Professional and management consulting services	1,628.86	15,590.00	1,045.19	10,030.00	715.17	6,960.00	55.84	55.43	127.76	123.99
10.2.1 Legal, accounting, management consulting, and public relations	1,249.60	11,960.00	744.03	7,140.00	220.92	2,150.00	67.95	67.51	465.63	456.28
10.2.1.1 Legal services	744.95	7,130.00	51.06	490.00	21.58	210.00	1358.97	1355.10	3352.04	3295.24
10.2.1.2 Accounting, auditing, bookkeeping, and tax consulting services	53.29	510.00	65.65	630.00	5.14	50.00	-18.83	-19.05	936.77	920.00
10.2.1.3 Business and management consulting and public relations services	451.36	4,320.00	627.32	6,020.00	194.20	1,890.00	-28.05	-28.24	132.42	128.57
10.2.2 Advertising, market research, and public opinion polling	379.26	3,630.00	301.16	2,890.00	494.25	4,810.00	25.93	25.61	-23.27	-24.53
10.3 Technical, trade-related and other business services	12,223.18	116,990.00	10,002.80	95,990.00	12,848.33	125,040.00	22.20	21.88	-4.87	-6.44
10.3.1 Architectural, engineering, scientific and other technical services	1,554.67	14,880.00	670.05	6,430.00	1,250.51	12,170.00	132.02	131.42	24.32	22.27
10.3.2 Waste treatment and de-pollution, agricultural and mining services	3.13	30.00	1.04	10.00	0.00	0.00	200.96	200.00	100.00	100.00
10.3.3 Operating leasing services	1,052.12	10,070.00	818.02	7,850.00	1,006.99	9,800.00	28.62	28.28	4.48	2.76
10.3.4 Trade-related services	7.02	67.22	4.92	47.26	6.41	62.34	42.68	42.23	9.52	7.83
10.3.5 Other business services n.i.e.	9,606.24	91,942.78	8,508.77	81,652.74	10,584.42	103,007.66	12.90	12.60	-9.24	-10.74
11. Personal, cultural, and recreational services	110.33	1,056.00	65.65	630.00	94.85	923.00	68.06	67.62	16.32	14.41
11.1 Audiovisual and related services	93.61	896.00	61.48	590.00	69.16	673.00	52.26	51.86	35.35	33.14
11.1.1 Audiovisual services	93.32	893.23	60.96	585.04	68.90	670.51	53.08	52.68	35.44	33.22
11.1.2 Artistic related services	0.29	2.77	0.52	4.96	0.26	2.49	-44.23	-44.13	11.54	11.50
11.2 Other personal, cultural, and recreational services	16.72	160.00	4.17	40.00	25.69	250.00	300.96	300.00	-34.92	-36.00
12. Government services, n.i.e.	2,936.95	28,110.00	2,816.71	27,030.00	1,623.51	15,800.00	4.27	4.00	80.90	77.91
12.1 Embassies and consulates	773.16	7,400.00	672.13	6,450.00	817.92	7,960.00	15.03	14.73	-5.47	-7.04
12.2 Military units and agencies	19.85	190.00	18.76	180.00	23.63	230.00	5.81	5.56	-16.00	-17.39
12.3 Other	2,143.94	20,520.00	2,125.82	20,400.00	781.96	7,610.00	0.85	0.59	174.18	169.65

* Provisional ** Revised

Note: 1. The data are presented as per 6(EBOPS0.002010) classification aligned with MSITS0.00 2010 classification

10.25 Import of Services by Sector (Detail) (Cummulative)

Description	Rs. in Millions Dollars in Thousands					
	* July - October, 2015		** July - October, 2014		% Change in July - October, 2015 over July - October, 2014	
	Rs	\$	Rs	\$	Rs	\$
Services	<u>243,378.16</u>	<u>2,358,641.00</u>	<u>312,565.29</u>	<u>3,095,930.00</u>	-22.14	-23.81
1.Manufacturing services on physical inputs owned by others	0.00	0.00	0.00	0.00	0.00	0.00
1.1 Goods for processing in reporting economy	0.00	0.00	0.00	0.00	0.00	0.00
1.2 Goods for processing abroad	0.00	0.00	0.00	0.00	0.00	0.00
2.Maintenance and repair services n.i.e.	4,106.79	39,800.00	2,104.01	20,840.00	95.19	90.98
3. Transport	94,361.73	914,484.00	149,006.95	1,475,900.00	-36.67	-38.04
3.1 Sea transport	52,675.30	510,490.00	97,615.26	966,870.00	-46.04	-47.20
3.1.1 Passenger	0.00	0.00	0.00	0.00	0.00	0.00
3.1.2 Freight	47,475.77	460,100.00	92,432.98	915,540.00	-48.64	-49.75
3.1.3 Other	5,199.53	50,390.00	5,182.28	51,330.00	0.33	-1.83
3.2 Air transport	40,863.62	396,020.00	48,297.27	478,380.00	-15.39	-17.22
3.1.1 Passenger	20,086.14	194,660.00	29,924.56	296,400.00	-32.88	-34.33
3.1.2 Freight	7,594.47	73,600.00	10,264.61	101,670.00	-26.01	-27.61
3.1.3 Other	13,183.01	127,760.00	8,108.10	80,310.00	62.59	59.08
3.3 Road transport	466.09	4,517.00	2,163.67	21,431.00	-78.46	-78.92
3.3.1 Passenger	0.00	0.00	1,211.52	12,000.00	-100.00	-100.00
3.3.2 Freight	449.58	4,357.00	901.67	8,931.00	-50.14	-51.21
3.3.3 Other	16.51	160.00	50.48	500.00	-67.29	-68.00
3.4 Rail transport	242.18	2,347.00	485.52	4,809.00	-50.12	-51.20
3.4.1 Passenger	242.18	2,347.00	485.52	4,809.00	-50.12	-51.20
3.4.2 Freight	0.00	0.00	0.00	0.00	0.00	0.00
3.4.3 Other	0.00	0.00	0.00	0.00	0.00	0.00
3.5 Postal and courier services	114.54	1,110.00	445.23	4,410.00	-74.27	-74.83
3.6 Electricity transmission	0.00	0.00	0.00	0.00	0.00	0.00
3.7 Other supporting and auxiliary transport service	0.00	0.00	0.00	0.00	0.00	0.00
4. Travel	49,673.63	481,400.00	62,632.60	620,370.00	-20.69	-22.40
4.1 Business	1,178.38	11,420.00	828.88	8,210.00	42.17	39.10
4.1.1 Acquisition of goods and services by border, seasonal, and other short-term workers	0.00	0.00	0.00	0.00	0.00	0.00
4.1.2 Other	1,178.38	11,420.00	828.88	8,210.00	42.17	39.10
4.2 Personal	48,495.25	469,980.00	61,803.72	612,160.00	-21.53	-23.23
4.2.1 Health-related expenditure	143.43	1,390.00	47.45	470.00	202.28	195.74
4.2.2 Education-related expenditure	4,019.09	38,950.00	6,148.47	60,900.00	-34.63	-36.04
4.2.3 Other	44,332.73	429,640.00	55,607.80	550,790.00	-20.28	-22.00
4.2.3.1 Religious travel	7,693.15	74,556.32	7,565.59	74,936.43	1.69	-0.51
4.2.3.2 Other	36,639.58	355,083.68	48,042.21	475,853.57	-23.73	-25.38
5.Construction services	334.32	3,240.00	388.70	3,850.00	-13.99	-15.84
5.1 Construction abroad	0.00	0.00	0.00	0.00	0.00	0.00
5.2 Construction in the compiling economy	334.32	3,240.00	388.70	3,850.00	-13.99	-15.84
6. Insurance and Pension services	8,071.19	78,220.00	9,739.31	96,467.00	-17.13	-18.92
6.1 Direct Insurance	1,858.64	18,012.65	3,536.76	35,031.31	-47.45	-48.58
6.1.1 Life insurance	1.30	12.65	0.03	0.31	4233.33	4032.68
6.1.2 Freight insurance	412.74	4,000.00	2,521.07	24,971.00	-83.63	-83.98
6.1.3 Other direct insurance	1,444.60	14,000.00	1,015.66	10,060.00	42.23	39.17
6.2 Reinsurance	5,945.87	57,622.93	5,657.93	56,041.26	5.09	2.82
6.3 Auxiliary insurance services	266.68	2,584.43	544.62	5,394.43	-51.03	-52.09
6.4 Pension and standardized guarantee services	0.00	0.00	0.00	0.00	0.00	0.00

Contd.

10.25 Import of Services by Sector (Detail) (Cummulative)

Description	Rs. in Millions Dollars in Thousands					
	* July - October, 2015		** July - October, 2014		% Change in July - October, 2015 over July - October, 2014	
	Rs	\$	Rs	\$	Rs	\$
7. Financial services	5,266.60	51,040.00	8,077.81	80,010.00	-34.80	-36.21
7.1 Explicitly charged and other financial services	5,266.60	51,040.00	7,472.05	74,010.00	-29.52	-31.04
7.2 Financial intermediation service charges indirectly measured (FISIM)	0.00	0.00	605.76	6,000.00	-100.00	-100.00
8. Charges for the use of intellectual services	5,640.13	54,660.00	4,114.12	40,750.00	37.09	34.13
9. Telecommunication, Computer and information services	13,056.09	126,530.00	11,673.00	115,620.00	11.85	9.44
9.1 Telecommunications services	8,138.26	78,870.00	6,003.08	59,460.00	35.57	32.64
9.1.1 Call centres	12.26	118.85	0.17	1.72	7111.76	6805.58
9.1.2 Telecommunication services	8,126.00	78,751.16	6,002.91	59,458.28	35.37	32.45
9.2 Computer services	4,464.84	43,270.00	5,135.84	50,870.00	-13.07	-14.94
9.2.1 Hardware consultancy services	12.99	125.90	2.40	23.77	441.25	429.75
9.2.2 Software consultancy services	3,111.40	30,153.37	3,726.23	36,907.93	-16.50	-18.30
9.2.3 Maintenance & repairs of computer	309.90	3,003.32	228.52	2,263.44	35.61	32.69
9.2.4 Export / Import of Computer Software	445.37	4,316.24	334.79	3,316.10	33.03	30.16
9.2.5 Other Computer services	585.18	5,671.17	843.90	8,358.77	-30.66	-32.15
9.3 Information services	452.99	4,390.00	534.08	5,290.00	-15.18	-17.01
9.3.1 News agency services	308.36	2,988.39	351.75	3,484.08	-12.34	-14.23
9.3.2 Other information services	144.63	1,401.61	182.33	1,805.92	-20.68	-22.39
10. Other business services	48,581.92	470,820.00	47,096.97	466,491.00	3.15	0.93
10.1 Research and development services	25.80	250.00	24.23	240.00	6.48	4.17
10.2 Professional and management consulting services	4,009.80	38,860.00	3,256.97	32,260.00	23.11	20.46
10.2.1 Legal, accounting, management consulting, and public relations	2,885.08	27,960.00	1,562.86	15,480.00	84.60	80.62
10.2.1.1 Legal services	1,303.24	12,630.00	472.49	4,680.00	175.82	169.87
10.2.1.2 Accounting, auditing, bookkeeping, and tax consulting services	127.95	1,240.00	138.32	1,370.00	-7.50	-9.49
10.2.1.3 Business and management consulting and public relations services	1,453.89	14,090.00	952.05	9,430.00	52.71	49.42
10.2.2 Advertising, market research, and public opinion polling	1,124.72	10,900.00	1,694.11	16,780.00	-33.61	-35.04
10.3 Technical, trade-related and other business services	44,546.32	431,710.00	43,815.77	433,991.00	1.67	-0.53
10.3.1 Architectural, engineering, scientific and other technical services	4,136.72	40,090.00	4,397.82	43,560.00	-5.94	-7.97
10.3.2 Waste treatment and de-pollution, agricultural and mining services	7.22	70.00	9.09	90.00	-20.57	-22.22
10.3.3 Operating leasing services	3,440.21	33,340.00	4,302.92	42,620.00	-20.05	-21.77
10.3.4 Trade-related services	23.44	227.19	144.04	1,426.67	-83.73	-84.08
10.3.5 Other business services n.i.e.	36,938.73	357,982.81	34,961.90	346,294.33	5.65	3.38
11. Personal, cultural, and recreational services	283.46	2,747.00	275.83	2,732.00	2.77	0.55
11.1 Audiovisual and related services	247.34	2,397.00	227.37	2,252.00	8.78	6.44
11.1.1 Audiovisual services	246.09	2,384.91	206.13	2,041.67	19.39	16.81
11.1.2 Artistic related services	1.25	12.10	21.24	210.34	-94.11	-94.25
11.2 Other personal, cultural, and recreational services	36.12	350.00	48.46	480.00	-25.46	-27.08
12. Government services, n.i.e.	14,002.30	135,700.00	17,455.99	172,900.00	-19.79	-21.52
12.1 Embassies and consulates	4,051.07	39,260.00	5,441.75	53,900.00	-25.56	-27.16
12.2 Military units and agencies	61.91	600.00	119.13	1,180.00	-48.03	-49.15
12.3 Other	9,889.32	95,840.00	11,895.11	117,820.00	-16.86	-18.66

* Provisional ** Revised

Note: 1. The data are presented as per 6(EBOPS0.002010) classification aligned with MSITS0.00 2010 classification

REGIONAL AND FIELD OFFICES OF PAKISTAN BUREAU OF STATISTICS

PUNB

فہمی بی بی بی

Regional Office,
Pakistan Bureau of Statistics,
Gul Plaza, (1st & 2nd Floor),
I.J. Principal Road,
Near Pindora Chungi,
Rawalpindi
Phone: 051- 4411528)
Fax 051 - 4410474

بی بی بی بی بی

Regional Office,
Pakistan Bureau of Statistics,
USAID Building,
Gurumangat Road,
Gulberg-III,
Lahore.
Phone & Fax:042-99263266
Email:lhrfbs@lhr.comsats.net.pk

بی بی بی بی بی

Regional Office,
Pakistan Bureau of Statistics,
House # 20, Block-T,
New Multan Colony, Rahim Chowk,
Masoom Shah Road,
Multan.
Phone & Fax:061-9220177
E-mail:muxfbs@brain.net.pk

فہمی بی بی بی

Regional Office,
Pakistan Bureau of Statistics,
51-A, Satellite Town,
Gujranwala.
Phone & Fax: 055-9200418

فہمی بی بی بی

Regional Office,
Pakistan Bureau of Statistics,
House # 04, Rehman Town,
Satyana Road,
Faisalabad.
Phone & Fax: 041-9220049
E-mail:fsdfbs@fsd.comsats.net.pk

فہمی بی بی بی

Regional Office,
Pakistan Bureau of Statistics,
House # 5, Aziz Park
Session Road
Sargodha
Phone:048-9230411

فہمی بی بی بی

Regional Office,
Pakistan Bureau of Statistics,
House # 25/B.K.,
Satellite Town,
Bahawalpur.
Phone & Fax: 062-9250026

بی بی بی بی بی

Field Office,
Pakistan Bureau of Statistics,
Capital Road,
Near Masjid Abdur Rashid
Jinnah Town,
Sialkot.
Phone & Fax: 052 - 4262644
E-mail:sktfbs@skt.comsats.net.pk

بی بی بی بی بی

Field Office,
Pakistan Bureau of Statistics,
Building # 09-D-3(X)
Amar Colony,
Jhang Saddar.
Phone & Fax: 047-9200194

بی بی بی بی بی

Field Office.
Pakistan Bureau of Statistics,
House at Khasra #51/11/1/3/2
(G.F), Chak#9/W.B.(Behind
Cooperative Workshop),
Burawala Road,
Vehari.
Phone & Fax: 067-3364219

بی بی بی بی بی

Field Office,
Pakistan Bureau of Statistics,
House # 213/ D,
Mohallah Mir Abdullah Khan Rokri,
Mianwali.
Phone: 045-9231626
Fax: 045-9233700

بی بی بی بی بی

Field Office,
Pakistan Bureau of Statistics
House # H 224-c, Ground Floor
Street # 4, Khyaban-e-Sarwar,
Dera Ghazi Khan.
Phone: 064-2401850

بی بی بی بی بی

Field Office,
Pakistan Bureau of Statistics,
House # 7, (G.F.), Street #1,
Azam Town, Mud Darbari,
Rahim Yar Khan.
Phone & Fax: 068-5871754

بی بی بی بی بی

Field Office,
Pakistan Bureau of Statistics,
House # 43 B-7, Gulistan Colony,
Near Govt. Girls College
Sahiwal.
Phone: 040-9200242

بی بی بی بی بی

Field Office,
Pakistan Bureau of Statistics,
Building # 192, Khan Baba Road,
Bahawalnagar.
Phone & Fax: 063-9240049

سندھ

فہمی بی بی بی

Regional Office,
Pakistan Bureau of Statistics,
1-B, S.M.C.H. Society
Karachi.
Phone & Fax: 021- 34557933
Email:khifbs@khi.comsats.net.pk

فہمی بی بی بی

Regional Office,
Pakistan Bureau of Statistics,
Bunglow # A-46, G.O.R. Colony,
Unit # 1, Latifabad,
Hyderabad.
Fax & Phone: 022-9200641

فہمی بی بی بی

Regional Office,
Pakistan Bureau of Statistics,
Bunglow # 10-A,
Professor Housing Society,
Shikarpur Road,
Sukkur.
Phone & Fax: 071-5807132

بھارتی آفس

Regional Office,
Pakistan Bureau of Statistics,
Building # 45/17, Ward "C",
Near Shah Latif Market,
Lohari Mohallah,
Larkana.

(Phone: 074-9410010)

Fax:074-4054438

بھارتی آفس

Field Office,
Pakistan Bureau of Statistics,
House # 180,
Um-e-Hain, Near satari
Cotton Factory, Ring Road
Mirpur Khas.

Phone & Fax: -0233-923096

بھارتی آفس

Field Office,
Pakistan Bureau of Statistics,
House # 68, Mubariak Colony,
Jam sahib Road,
Nawabshah.

Phone & Fax: 0244-9370311

بھارتی آفس

Field Office,
Pakistan Bureau of Statistics,
House # 199 Marakhpur,
Opp. DHO Office,
Sehwan Road, Dadu Town,
Dadu.

Phone & Fax: 025-9200345

بھارتی آفس

Field Office,
Pakistan Bureau of Statistics,
House # 292-I, 1st Family line,
Shah Abdul Latif Road,
Near Rifil Naka,
Jacobabad.

Phone : 0722-653403

بھارتی آفس**بھارتی آفس**

Regional Office,
Pakistan Bureau of Statistics,
State Life Insurance Building,
2nd Floor, 34-The Mall,
Peshawar Cantt.
Phone: 091-9213097
Fax – 091-9213098
E-mail: pshfbs@pes.comsats.net.pk

بھارتی آفس

Regional Office,
Pakistan Bureau of Statistics,
Building #558-D,
Mohallah Ghazni Khel,
Bannu.

Phone & Fax: 0928-9270191

بھارتی آفس

Regional Office,
Pakistan Bureau of Statistics,
Shams-ur-Rehman Building,
Near Nadra Office, Rahimabad,
G.T. Road,
Mingora/Swat.

Phone: 0946-9240283

بھارتی آفس

Regional Office,
Pakistan Bureau of Statistics,
Bunglow # 896, Mansehra Road,
Post office Jhangi,
Abbottabad.

Phone & Fax: 0992-9310231

بھارتی آفس

Regional Office,
Pakistan Bureau of Statistics,
House # A-3,
Shah Jhan Sheed Town,
Near Coach Adda of Bannu
Dera Ismail Khan.

Phone:0966-9280279

بھارتی آفس**بھارتی آفس**

Regional Office,
Pakistan Bureau of Statistics,
Chandio House No.2,
Arbab Karam Khan Road,
Near Elementary College,
Quetta.

Phone: 081-9239804

Fax:081-2471126

بھارتی آفس

Field Office,
Pakistan Bureau of Statistics,
Dak Khana Road, Near Civil Hospital,
Singani Sar,
Turbat.

Phone: 0852-412267

Fax:0852-413383

بھارتی آفس

Field Office,
Pakistan Bureau of Statistics,
Haroon Market,
Opp:Girls High School,
Hospital Road,
Khuzdar.

Phone & Fax: 0848-412760

بھارتی آفس

Field Office,
Pakistan Bureau of Statistics,
Building # 2-II/E,
Hazara Mohallah,
Loralai.

Phone & Fax: 0824-660560

بھارتی آفس**بھارتی آفس**

Field Office,
Pakistan Bureau of Statistics,
Madina Supper Market,
Near Taj Hotel,
Gilgit.

Phone & Fax: 05811-920762

بھارتی آفس**بھارتی آفس**

Regional Office,
Pakistan Bureau of Statistics,
Street # 13, D-38,
Upper Chattar Housing Scheme
Muzaffarabad.

Phone & Fax: 05822-921113

B B O I S A B R E V I A I O S E C O M E R S O N

		LTR.	Litre	One Metric Ton	2004	Lbs.
					1000	Kgs
E	Estimated	LUNGI	A kind of cloth	One Ton	1.0160	M.Tons
P/*	Provisional, Preliminary	MALTA &		(2240 Lbs.)	27.22	Maunds
R/r	Revised	MOSAMBI	A variety of Orange		1016.04	Kgs.
-	Nil	MED.	Medium		1.0610	M. Tons
..	Negligible	MG.	Milligram	One Pound	20	Hundred weight
...	Not available	MMCFT.	Million cubic feet		0.4536	Kg.
%	Percentage	MN.	Million	One Ounce	16	Oz.
Admn	Administration	M/o.	Ministry of		0.4861	Seer
ALOOCHA	A kind of fruit	MTR.	Meter	One Kilogram	28.35	Gms.
ARVI	A type of root vegetable	MT.	Metric Ton		2.2046	Lbs.
AV.	Average	ML.	Milliliter		0.0197	Hundred weight
BABUL	A kind of fire wood	NES.	Not else where specified	One Hundred weight	0.0268	Maund
BBLS.	Barrels	NO.	Number	(112 Lbs.)	1.0717	Seers
BIRYANI	A dish of rice prepared	NR.	Not reported		50.8932	Kgs.
BOT.	Bottle	N.S.	Not specified	One Gram	1.3610	Maunds
CAP.	Capsule	PKT.	Packet	One Tonne	0.0857	Tola
CFT.	Cubic feet	PC.	Piece		0.9842	Long Ton
CH.	Charge	QLTY.	Quality	One Bale (Cotton)	1.1023	Short Ton
CHAPATI	A kind of bread	QTY.	Quantity	(375 Lbs.)	170.0971	Kilograms
CIG.	Cigarette	RASGULLA	A form of sweetmeat		4.5571	Maunds
Comm.	Communication	R.P.M.	Revolution per minute	One Imperial (Gallon)	4.5435	Ltrs.
CRT.	Carton / Crate	RS.	Rupees	One Litre	0.2199	Imperial Gallon
CUM./CM.	Cubic meter	SAMOSAS	A form of patty			
DESI.	Indigenous	SHAL.	Shalwar			
Distt.	Distribution	SHEESHAM	A variety of sup. Qty. Wood.			
DOZ	Dozen	Sq.	Square	One Mile	1.6093	Kms.
ENG.	English	SQM.	Square meter		1760	Yards
EX.	Exercise	SUP.	Superior	One Yard	0.9144	Meter
GLS.	Glass	STND.	Standard	One Foot	0.3048	Meter
GM.	Gram	SQFT.	Square feet	One Kilometer	0.6214	mile
H.OP.	Hand operated	SYN.	Synthetic	One Meter	1.0936	Yards
HP.	Horse power	THNO.	Thousand number	One Square Mile	2.5899	Sq. Kilometer
INJ.	Injection	TAB.	Table		640	Acres
KHADDI	Hand-loom	TANDOORI	Oven-Baked		258.9984	Hectares
KIKAR	A kind of fire wood	TKT.	Ticket	One Acre	.4074	Hectare
KG.	Kilogram	TL.	Tube light		4840	Sq. Yards.
KM.	Kilometer	TOTA.	Broken rice	One Square Kilometer	0.3861	Sq. Mile
KORMA	A variety of meat curry	UNI.	Uniform		100	Hectares
KWH.	Kilowatt / hour	Urd.	Urdu	One Hectare	2.4711	Acres
LB.	Pound	VEG.	Vegetable	One Square Yards	0.8361	Sq. meter.
		W.	Watt	One Cubic Meter	35.3147	Cubic feet

I I Q U I D

I E N T H

SELECTED PUBLICATIONS OF PAKISTAN BUREAU OF STATISTICS

01. **Monthly Bulletin of Statistics**
 02. **Review of Foreign Trade**
 03. **Pakistan Statistical Pocket Book**
 04. **Pakistan Statistical Yearbook**
 05. **Foreign Trade Statistics of Pakistan Imports (two volumes)**
 06. **Foreign Trade Statistics of Pakistan Exports (one volume)**
 07. **Labour Force Survey**
 08. **Brochure of National Accounts**
 09. **Pakistan Demographic Survey**
 10. **Census of Manufacturing Industries**
 11. **Survey of Small Household Manufacturing Industries**
 12. **Rent Survey of Dwellings**
 13. **Socio Economic Indicators at District Level
(Punjab, Sindh, Khyber Pakhtoon Khwa & Balochistan)**
 14. **Census of Private Educational Institutions in Pakistan**
 15. **Census of Software Industry and related services of Pakistan**
 16. **Supply & Use Table of Pakistan**
 17. **Mechanized Road Transport Survey**
 18. **Survey of Private Recreational, Cultural & Entertainment Services**
 19. **Survey of Private Laundry, Dry Cleaning & Dyeing Services**
 20. **Survey of Private Medical, Dental & Other Health Services**
 21. **Survey of Private Educational Services**
 22. **Pakistan, 2000 – An Official Hand Book on Statistics**
 23. **50 Years of Pakistan in Statistics (Four Volumes)**
 24. **Pakistan Social & Living Standard Measurement Survey National/Provincial**
 25. **Household Integrated Economic Survey (HIES) National/Provincial**
-

**SALE CENTERS WHERE PAKISTAN BUREAU OF STATISTICS
PUBLICATIONS ARE AVAILABLE**

ISLAMABAD

6 – Mauve Area, G-8/4.
Taleemi Chowk
Phone # 051 - 926 11 25
051 - 226 13 72

RAWALPINDI

NBF Book Shop
178-B, Sarwar Road,
Rawalpindi Cantt.
Phone # 051 – 927 25 30

WAH CANTT

NBF Book Shop
Central Library Premises
Phone # 051- 931 40 04

LAHORE

NBF Book Shop
56/57 Shadman Colony,
Shadman Market,
Phone # 042 – 755 01 61 &
753 03 29
Fax # 042 – 758 77 35

FAISALABAD

NBF Book Shop
Shop No.10,
Hashmi Hall Shopping Centre,
University of Agriculture,
Phone # 041 – 264 81 79

MULTAN

NBF Book Shop
Plot # 4-5-6, M.D.A. Road,
Near Multan Art Council
Phone # 061 – 920 12 81

BAHAWALPUR

NBF Book Shop
Quaid-e-Azam Medical College,
Near Library.
Cell # 0301 – 724 76 13

PESHAWAR

NBF Book Shop
Phase-V, Sector B-2,
Plot No.36-37,
Hayatabad.
Phone # 091 – 589 27 44
921 72 73
Fax # 091 921 72 73

NBF Book Shop

48/D, F-6, Jamrud Road,
University Town,
Phone # 091 – 921 69 03
Fax # 091 – 921 69 04

BANNU

Old Municipal Library Premises,
Near to Qazi Muhib Stadium,
Cell # 0346 – 915 50 18

KOHAT

3rd Block, 1st Floor,
Distt. Govt. Complex

D.I. KHAN

NBF Book Shop
C/o. Executive Distt. Officer,
Literacy, Sports and Education,
Phone # 0961 – 928 01 29

ABBOTABAD

Public Library
1st Floor, Jalal Baba Auditorium,
Phone # 0992 – 931 02 91

KARACHI

National Book Foundation
(Regional Office)
Liaquat Memorial Library Premises,
Ground Floor, Stadium Road,
021 – 923 10 89
Fax # 923 10 89

HYDERABAD

NBF Book Shop
GOR Colony,
C-22, Latifabad No.1,
Phone # 022 – 931 08 92

JAMSHORO

Shop No.14, Liaquat University of
Medical & Health Science

NAWABSHAH

M.H. Khawaja DC High School,
Opp. NMC Hospital Road
Cell # 0301 – 389 58 46

SUKKUR

Public Library
Old Sukkur,
Phone # 071 – 562 51 03

LARKANA

NBF Book Shop
Chandka Medical College
Main Gate
Phone # 0741-941 02 29

JACOBABAD

Red Crescent Building,
Near T.B. Hospital
Phone # 0722 – 65 08 17

QUETTA

NBF Book Shop
3-7/5, Faiz Muhammad Road,
Phone # 081 - 920 15 70
Fax # 081 - 920 18 69

**PUBLISHED ON BEHALF OF NATIONAL BOOK FOUNDATION
PRINTED AT REPRODUCTION & PRINTING UNIT, PBS, KARACHI**