


MONTHLY BULLETIN OF STATISTICS

December

2
0
1
4

Government of Pakistan
Statistics Division
Pakistan Bureau of Statistics



MONTHLY BULLETIN OF STATISTICS

December

2
0
1
4

Government of Pakistan
Statistics Division
Pakistan Bureau of Statistics

Price Rs. 600.00

P R E F A C E

The Bulletin of Statistics, Monthly Publication of the Pakistan Bureau of Statistics provide important statistics in respect of social, economic and financial sectors of the economy at aggregate as well as sectoral levels. The Bulletin contains data relating to Population, National Accounts, Agriculture, Manufacturing, Prices, Balance of Payments, Public Finance, Education, Energy & Mining, Foreign Economic Assistance, Foreign Trade, Health, Insurance, Labour, Transport & Communication, Social & Culture ect. It also provides different types of indices on agriculture, manufacturing, prices, trade and labour productivity. Charts and graphs have also been provided to selected tables to make the data readily intelligible.

2. The Bulletin contains data on monthly and in some instances on annual basis. The annual data series are on fiscal year basis i.e. from July to June unless otherwise specified. Monthly data series of trade and industry are published with a time lag of 45 days required for data collection, compilation, cleaning, processing, tabulating and printing. Figures may not add up to the totals owing to rounding. Statistics that are compiled in the Pakistan Bureau of Statistics are presented without citation whereas those compiled by other agencies carry a source note below the tables.

3. Efforts have been made to produce this Bulletin as a comprehensive, informative and useful document for decision makers, researchers, planners, economists and other groups of beneficiaries. It is hoped that the users will find this Bulletin useful.

4. Suggestions for further improvement will be highly appreciated and welcomed.

ASIF BAJWA
Chief Statistician

Syed Khurshid Alam Bokhari

Secretary

Government of Pakistan
Ministry of Finance, Economic Affairs, Revenue,
Statistics & Privatization,
Statistics Division

Statistics House
21-Mauve Area,
G-9/1, Islamabad.

Tel : 051-9106500
Fax: 051-9106502
E-mail: secretary@pbs.gov.pk

Asif Bajwa

Chief Statistician
Government of Pakistan
Pakistan Bureau of Statistics

Statistics House
21-Mauve Area,
G-9/1, Islamabad.

Tel : 051-9106514 - 051-9106515
Fax: 051-9106561
E-mail: pbs@pbs.gov.pk

**PAKISTAN BUREAU OF STATISTICS
STATISTICS HOUSE, 21-MAUVE AREA
G-9/1 - ISLAMABAD
Website: www.pbs.gov.pk**

		<u>Office</u>	<u>Residence</u>
Mr. Munir Ahmed Aslam	Deputy Director General	051-9106555 Fax:051-9106556	051-4447403 051-2275892
Dr. Bahrawar Jan	Deputy Director General	051-9106550 Fax:051-9106577	051-9101294
Mr. Ayazuddin	Deputy Director General	051-9106552	051-9242232
Mr. Ismail Khan	Deputy Director General	051-9106558	051-9101009
Mr. Mumtaz-ud-Din	Director	051-9106570	051-2822630
Mr. Ghulam Muhammad	Director	051-9106559	051-4448702
Mr. Muhammad Akram Assi	Director	051-9106573	051-2101198
Mr. Fazil Mehmood Baig	Director	051-9106575	0333-5159850
Mr. Shuakat Ali Khan	Director	051-9106557	--
Mr. Attiq-ur-Rehman	Director	051-9106553	0346-9579700
Mr. Munwar Ali Ghanghro	Director	051-9106554	0333-7145366
Mrs. Rabia Awan	Director	051-9106581	051-4444696

TRAINING WING

Mr. Innocent Dilbar Feroz	Director	051-9205390 Fax:051-9205390	--
---------------------------	----------	--------------------------------	----

**PAKISTAN BUREAU OF STATISTICS
1-B, SINDHI MUSLIM COOPERATIVE HOUSING SOCIETY
KARACHI – 74400
E-mail: khifbs@khi.comsats.net.pk**

Mr. Iqbal Ahmed Bablani	Provincial Census Commissioner	Ph: 021-34523819 021-34526500 Fax:021-34523004	021-99250900
Mr. Farooq Ahmed	Joint Census Commissioner	Ph:021-34559615 Fax:021-34545031	--
Mr. Muhammad Ali Shaikh	Director	021-34384281	--
Mrs. Farhat Moosa	Director	021-34554436	021-34984687
Ms. Rana Sami	Director	0333-2826376	021-36672794

**PAKISTAN BUREAU OF STATISTICS
USAID BUILDING GURU MANGAT ROAD
GULBERG-III, LAHORE
E-mail: lhrfbs@lhr.comsats.net.pk**

Mr. Rana Iqbal	Director	042-99263267 Fax:042-99263267	--
----------------	----------	----------------------------------	----

(Regional Office) LAHORE

Mr. Muhammad Shahid	Chief Statistical Officer	042-99263266 Fax:042-99263266	0345-4169987
---------------------	---------------------------	----------------------------------	--------------

(Regional Office) KARACHI

Mr. Khalid Rauf Shaikh	Chief Statistical Officer	021-34557933 Fax:021-34557933	0308-2768316
------------------------	---------------------------	----------------------------------	--------------

(Regional Office) PESHAWAR

Mr. Sher Rahman	Chief Statistical Officer	091-9213097 Fax:091-9213098	0333-9365032
-----------------	---------------------------	--------------------------------	--------------

(Regional Office) QUETTA

Mr. Ghulam Rasool	Chief Statistical Officer	081-9239804 Fax:081-9239804	--
-------------------	---------------------------	--------------------------------	----

**(Presentation, Reproduction & Printing) KARACHI
E-mail: pbskarachipp@gmail.com**

Mr. Shakeel Qadeer	Chief System Analyst (Printing)	021-34388435	021-35836029
Ms. Azra Khatoon	Deputy Census Commissioner (Publication)	021-34384296	--

CONTENTS

**	KEY INDICATORS	III
1.	BALANCE OF PAYMENT	
1.1	Country wise Workers Remittances	01
1.2	Month wise Workers Remittances	04
1.3	Exchange Rates Pak. Rupees in Terms of one Unit of Foreign Currency	05
2.	CLIMATE	
2.1	Temperature at Selected Stations	07
2.2	Rainfall at Selected Stations	09
3.	ENERGY & MINING	
3.1	Production of Crude Oil	11
3.2	Production of Natural Gas	14
3.3	Production of Crude Oil, Natural Gas and Electricity	17
3.4	Mineral Production	18
4.	HEALTH	
4.1(a)	Monthly Immunization Coverage Number of Doses Administered (0-11 month) Children	21
4.1(b)	Monthly Immunization Coverage Number of Doses Administered (12-23 months) Children	22
4.1(c)	Monthly Immunization Coverage Number of T.T Doses Administered to Women	23
4.2	Monthly Report of HIV Treatment Centre	24
4.3(a)	Registered Veterinary Medical Practitioner with PVMC	25
4.3(b)	Registered Animal Husbandry Graduate with PVMC	25
4.4	Tuberculosis Report (FTI)	26
5.	MANUFACTURING	
5.1	Quantum Index Numbers of Large-scale Manufacturing Industries	27
5.2	Production of Manufacturing Items	29
6.	MONEY & CREDIT	
6.1	Reserve Money	43
7.	PRICE	
7.1	Price Indices (General) with Percentage Change	47
7.2	Combined Sensitive Price Indicator (SPI) by Quantile	48
7.3	Combined Consumer Price Index Numbers by Commodity Groups	49
7.4	Consumer Price Index Numbers by Major Groups and Selected Commodities	50
7.5	Combined Consumer Price Index Numbers by Quantile and Major Commodity Groups	52
7.6	Combined Consumer Price Index Numbers by Quantile, Major Commodity Group for Selected Cities	53
7.7	Combined Consumer Price Index Numbers by Income Group/City and Commodity Group for all Centres Covered in CPI	56
7.8	Index Numbers of Wholesale Prices by Commodity Groups	57
7.9	Index Numbers of Wholesale Prices by Commodities	58
7.10	Intercity Wholesale Prices of Selected Commodities	68
7.11	Intercity Consumer Prices	116

Contd.

8.	PUBLIC FINANCE	
8.1	Customs Revenue Receipts	165
9.	SOCIAL	
9.1	Data on Traffic Accidents	169
9.2	Data on Telecommunication	172
9.3	Visitors at Archaeological Museums in Pakistan	173
9.4	Visitors at Heritage Sites in Pakistan	174
10.	TRADE	
10.1	Value of Foreign Trade	175
10.2	Exports by Commodity/Group	176
10.3	Imports by Commodity/Group	178
10.4	Exports of Selected Commodities in Dollars	179
10.5	Exports of Selected Commodities in Rupees	181
10.6	Imports of Selected Commodities in Dollars	183
10.7	Imports of Selected Commodities in Rupees	185
10.8	Exports by Economic Categories (Summary)	187
10.9	Exports by Economic Categories (Details)	188
10.10	Imports by Economic Categories (Summary)	189
10.11	Imports by Economic Categories (Details)	190
10.12	Exports by Areas and Countries/Territories	261
10.13	Re-exports by Areas and Countries/Territories	265
10.14	Imports by Areas and Countries/Territories	267
10.15	Re-imports by Areas and Countries/Territories	271
10.16	Annual and Quarterly Terms of Trade and Unit Value Indices of Exports and Imports (1990-91=100)	273
10.17	Index Numbers of Unit Value of Exports by Groups (1990-91=100)	274
10.18	Index numbers of unit value of imports by groups (1990-91=100)	275
10.19	Index Numbers of Quantum of Exports by Groups (1990-91=100)	276
10.20	Index Numbers of Quantum of Imports by Groups (1990-91=100)	277
10.21	Trade in Services (Summary)	278
10.22	Export of Services by Sector (Detail) Monthly	279
10.23	Export of Services by Sector (Detail) (Cumulative)	281
10.24	Import of Services by Sector (Detail) Monthly	283
10.25	Import of Services by Sector (Detail) (Cumulative)	285

Regional and Field Offices of Pakistan Bureau of Statistics

Symbols, Abbreviations and Conversions

Selected Publications of Pakistan Bureau of Statistics

Sale Centres where PBS Publications are available

KEY INDICATORS

YEARLY

ECONOMIC INDICATORS

(2013- 2014)

1	Inflation	8.66%
2	Balance of Trade	(-) \$ 19.963 billion
3	Value of Exports	\$ 25.110 billion
4	Value of Imports	\$ 45.073 billion
5	Total Workers Remittances	Rs.15832.25 million
6	Reserve Money	Rs.2861256 million
7	Currency in Circulation	Rs.2177873 million
8	Consumer Price Index (CPI with Base 2007-2008)	189.58%
9	Agricultural Sector Growth	2.12%
10	Industrial Sector Growth	5.84%
11	Services Sector Growth	4.29%
12	GDP Growth Rate at Constant Basic Prices (Real)	4.14%
13	GNI Growth Rate at Constant Prices	5.78%
14	Per Capita Income	\$ 1387
15	Large Scale Manufacturing Sector (LSMI) Growth	3.92%
16	Quantum Index Number (LSMI with Base 2005-2006)	121.60
17	Imports Duty	Rs.233783.87 million
18	Exports Duty	Rs.475.78 million
19	Foreign Exchange Reserves	\$ 10047 million
20	* Overall Balance of Payment Surplus/Deficit	\$ -3843 million

SOCIAL INDICATORS

1	** Population (2014)	188.02 million
	Male	97.16 million
	Female	90.86 million
2	Natural Growth Rate (PDS- 2007)	1.88%
3	** Population Growth Rate (2014)	1.95%
4	Dependency Ratio (PDS-2007)	81.5
5	*** Mean Size of Household (2012-13)	6.3

* BOP as per BPM6 in million USD.

** Economic Survey

*** PSLM Survey

IV
MONTHLY
ECONOMIC INDICATORS

October, 2014

1	Value of Exports	\$ 1950.838 million
2	Value of Imports	\$ 4239.827 million
3	Balance of Trade	(-)\$ 2288.989 million

November, 2014

1	Growth in Quantum Index Manufacturing (LSMI)	4.89%
2	Quantum Index of Manufacturing (LSMI with Base 2005-2006)	115.48
3	Consumer Price Index (CPI with Base 2007-08)	190.82
4	Wholesale Price Index (WPI with Base 2007-08)	211.66
5	Sensitive Price Indicator (SPI with Base 2007-08)	203.77
6	Growth Rate	
	A. CPI	0.96%
	B. WPI	0.34%
	C. SPI	2.15%
7	Exports Duty	Rs.35.93 million
8	Imports Duty	Rs.21421.55 million
9	Reserve Money	Rs.2904264 million
10	Currency in Circulation	Rs.2338976 million
11	Exchange Rate of Pak Rupees in terms of one unit US Dollar	1 \$ =Rs.101.7874
12	Country Wise Workers Remittances(including Hajj & War Compensation)	1320.62

Source: i) Pakistan Bureau of Statistics.
ii) State Bank of Pakistan.
iii) Economic Survey of Pakistan.

1. BALANCE OF PAYMENT

1.1 Country Wise Workers Remittances (Including Hajj and War Compensation)

(Provisional)
(Million US Dollars)

Item	Nov, 2013	Dec, 2013	Jan, 2014	Feb, 2014
I. Cash	1129.70	1384.71	1245.97	1209.54
1 USA	174.40	223.96	193.09	184.59
2 UK	155.13	177.09	169.67	156.23
3 Saudi Arabia	334.10	410.01	393.27	368.73
4 UAE	236.29	275.12	214.21	240.37
Dubai	121.02	139.92	95.14	117.39
Abu Dhabi	111.67	131.24	115.94	120.00
Sharjah	3.50	3.87	3.01	2.81
Other	0.10	0.09	0.12	0.17
5 Other GCC Countries	128.18	165.05	151.09	144.92
Bahrain	20.78	24.86	25.18	23.22
Kwait	47.89	61.72	54.54	52.40
Qatar	23.40	29.80	25.73	25.96
Oman	36.11	48.67	45.64	43.34
6 EU Countries	29.84	37.43	34.65	32.79
Germany	5.99	8.28	7.28	6.20
France	2.45	2.71	2.49	2.67
Netherland	0.34	0.27	0.39	0.28
Spain	5.51	7.09	6.58	5.80
Italy	2.06	2.85	2.22	2.48
Greece	0.98	1.08	1.03	1.04
Sweden	0.89	1.39	1.40	0.95
Denmark	1.80	1.89	1.76	1.66
Ireland	9.61	11.64	11.24	11.46
Belgium	0.23	0.23	0.26	0.25
7 Norway	2.07	2.50	2.54	2.25
8 Switzerland	2.11	2.62	2.17	2.41
9 Australia	11.64	12.54	11.77	12.39
10 Canada	12.00	12.15	12.49	11.37
11 Japan	0.36	0.53	0.79	0.61
12 Other Countries	43.58	65.71	60.23	52.88
II. Encashment and Profit in Pak. Rs. Of Foreign Exchange Bearer Certificates(FEBCs) and Foreign Currency Bearer Certificate(FCBCs)	0.00	0.00	0.00	0.00
TOTAL (I + II)	1129.70	1384.71	1245.97	1209.54

Contd.

1.1 Country Wise Workers Remittances (Including Hajj and War Compensation)

(Provisional)
(Million US Dollars)

Item	Mar, 2014	Apr, 2014	May, 2014	Jun, 2014
I. Cash	1337.25	1311.83	1438.36	1499.28
1 USA	194.82	206.15	214.74	222.34
2 UK	166.46	166.07	181.04	200.82
3 Saudi Arabia	425.53	415.09	451.14	471.88
4 UAE	262.00	233.97	290.91	295.63
Dubai	132.08	107.00	148.90	153.31
Abu Dhabi	126.44	124.17	138.79	138.66
Sharjah	3.35	2.68	3.07	3.57
Other	0.13	0.12	0.15	0.09
5 Other GCC Countries	164.03	169.67	164.01	168.62
Bahrain	30.33	35.60	28.79	23.83
Kawait	58.95	56.57	58.02	65.12
Qatar	27.76	28.50	26.80	27.84
Oman	46.99	49.00	50.40	51.83
6 EU Countries	34.93	36.37	39.06	37.42
Germany	7.40	7.03	8.55	6.45
France	2.68	2.83	2.74	2.62
Netherland	0.40	0.42	0.33	0.31
Spain	5.60	5.74	6.60	7.36
Italy	2.57	2.66	2.83	3.08
Greece	1.17	1.27	1.37	1.46
Sweden	1.17	1.14	1.12	1.10
Denmark	1.62	1.89	1.79	1.81
Ireland	12.05	13.09	13.34	12.86
Belgium	0.27	0.30	0.39	0.37
7 Norway	2.22	2.07	2.49	3.12
8 Switzerland	1.98	2.29	2.59	1.92
9 Australia	11.47	14.18	14.66	14.84
10 Canada	10.91	11.72	12.53	12.64
11 Japan	0.75	0.65	0.74	1.02
12 Other Countries	62.15	53.60	64.45	69.03
II. Encashment and Profit in Pak. Rs. Of Foreign Exchange Bearer Certificates(FEBCs) and Foreign Currency Bearer Certificate(FCBCs)	0.00	0.00	0.00	0.00
TOTAL (I + II)	1337.25	1311.83	1438.36	1499.28

Contd

1.1 Country Wise Workers Remittances (Including Hajj and War Compensation)

(Provisional)
(Million US Dollars)

Item	Jul, 2014	Aug, 2014	Sep, 2014	Oct, 2014	Nov, 2014
I. Cash	1649.39	1328.71	1716.59	1383.13	1320.62
1 USA	257.08	199.01	235.99	213.39	178.75
2 UK	247.96	172.71	218.38	185.55	156.66
3 Saudi Arabia	454.47	396.90	495.63	374.65	429.09
4 UAE	352.89	284.90	394.10	318.59	271.17
Dubai	174.65	150.91	210.42	174.40	141.57
Abu Dhabi	174.57	129.35	175.10	138.42	125.08
Sharjah	3.56	4.35	8.47	5.68	4.46
Other	0.11	0.11	0.11	0.09	0.06
5 Other GCC Countries	179.76	152.17	213.11	153.09	150.51
Bahrain	30.00	25.63	34.87	28.61	25.71
Kwait	65.83	57.89	76.88	54.58	55.56
Qatar	29.28	21.97	37.08	23.23	21.99
Oman	54.65	46.68	64.28	46.67	47.25
6 EU Countries	44.32	33.14	34.05	30.28	24.29
Germany	7.69	6.44	7.53	6.70	6.09
France	3.09	2.54	2.71	2.86	1.84
Netherland	0.39	0.28	0.31	0.27	0.21
Spain	8.47	5.93	3.90	3.23	2.90
Italy	3.80	3.19	3.02	2.51	2.06
Greece	1.70	1.27	1.51	1.25	1.22
Sweden	1.36	1.09	1.20	1.10	0.82
Denmark	2.17	1.77	1.65	0.84	0.61
Ireland	15.17	10.20	11.83	11.03	8.26
Belgium	0.48	0.43	0.39	0.49	0.28
7 Norway	3.47	2.41	3.18	2.49	1.96
8 Switzerland	2.47	2.13	2.63	4.11	1.85
9 Australia	17.58	14.63	15.86	14.32	11.71
10 Canada	18.00	11.52	24.38	14.94	12.58
11 Japan	0.73	0.57	0.83	0.63	0.47
12 Other Countries	70.66	58.62	78.45	71.09	81.58
II. Encashment and Profit in Pak. Rs. of Foreign Exchange Bearer Certificates(FEBCs) and Foreign Currency Bearer Certificate(FCBCs)	0.00	0.00	0.00	0.00	0.00
TOTAL (I + II)	1328.71	1328.71	1716.59	1383.13	1320.62

Note: Item has been revised / extended by the State Bank of Pakistan.

Source: State Bank of Pakistan.

1.2 Month Wise Workers Remittances

(Million US \$)

Monthly Cash Inflow (Including Foreign Exchange Bearer Certificates & Foreign Currency Bearer Certificates)	2013-2014	2012-2013	YOY growth (percent)	
			2013-14	2012-13
Jul, 2013	1404.39	1204.71	16.57	9.89
Aug, 2013	1240.14	1258.98	-1.50	-3.93
Sep, 2013	1283.41	1135.42	13.03	27.52
Oct, 2013	1347.67	1365.10	-1.28	34.11
Nov, 2013	1129.70	1017.83	10.99	10.05
Dec, 2013	1384.71	1134.70	22.03	4.55
Jan, 2014	1245.97	1089.64	14.35	-1.89
Feb, 2014	1209.54	1028.38	17.62	-11.10
Mar, 2014	1337.25	1119.15	19.49	-2.10
Apr, 2014	1311.83	1215.90	7.89	6.56
May, 2014	1438.36	1185.65	21.31	-0.54
Jun, 2014	1499.28	1166.19	28.56	4.36
Monthly average for period Jul, 2013-Jun, 2014	1319.35	1160.14	13.72	5.57
Monthly Cash Inflow (Including Foreign Exchange Bearer Certificates & Foreign Currency Bearer Certificates)	2014-2015	2013-2014	YOY growth (percent)	
			2014-15	2013-14
July, 2014	1649.39	1404.69	17.42	11.57
Aug, 2014	1328.71	1240.14	7.14	9.22
Sep, 2014	1716.59	1284.22	33.67	-5.92
October, 2014	1383.13	1348.03	2.60	32.44
November, 2014	1320.62	1130.41	16.83	-0.38
July- November, 2014	7398.44	6407.49	15.47	8.38
Monthly average for period July -Nov 2014	1479.69	1281.50	15.47	7.11

Source: State Bank of Pakistan.

1.3 Exchange Rates Pak. Rupees in Terms of One Unit of Foreign Currency

S. No	Country/ Organization	Currency	Nov. 2013	Dec. 2013	Jan. 2014	Feb. 2014	Mar. 2014	Apr. 2014	May 2014
1	Australia	Dollar	100.2731	96.0729	93.2613	94.2009	90.6857	90.7979	91.7598
2	Bahrain	Dinar	285.4606	283.8701	279.7241	278.7992	265.1355	258.9241	261.7292
3	Canada	Dollar	102.5316	100.5681	96.4223	95.0596	90.0225	88.6796	90.5474
4	China	Yuan	17.6324	17.6120	17.4108	17.2685	16.1882	15.6531	15.7929
5	Denmark	Krone	19.4547	19.6377	19.2378	19.2317	18.5207	18.0304	18.1428
6	E.M.U.	Euro	145.0361	146.4302	143.4783	143.4432	138.1241	134.5193	145.3693
7	Hong Kong	Dollar	13.8688	13.8002	13.5863	13.5414	12.8843	12.5762	12.7174
8	I.M.F.	SDR	164.5673	164.8406	162.0227	161.9983	154.9027	151.1245	152.7428
9	India	Rupee	1.7177	1.7310	1.6999	1.6901	1.6407	1.6179	1.6618
10	Japan	Yen	1.0750	1.0336	1.0130	1.0286	0.9772	0.9507	0.9682
11	Kuwait	Dinar	380.1142	378.7035	373.1346	372.4646	355.1901	346.7845	350.5609
12	Malaysia	Ringgit	33.5868	32.9218	31.8574	31.7290	30.4454	29.9075	30.5113
13	Newzeland	Dollar	88.8548	87.9384	87.1359	87.0799	85.1932	83.9800	84.8648
14	Norway	Krone	17.7019	17.4305	17.1153	17.1654	16.6606	16.3013	16.5906
15	Oman	Riyal	279.5254	277.9719	273.9097	273.0035	259.6259	253.5559	256.3050
16	Qatar	Riyal	29.5723	29.4071	28.9746	28.8794	27.4690	26.8231	27.1080
17	Singapore	Dollar	86.1643	84.9709	82.7815	82.9418	78.8879	77.6694	78.7566
18	Sweden	Krona	16.3547	16.3485	16.2610	16.1716	15.6037	14.9075	15.0044
19	Switzerland	Franc	117.7631	119.5790	116.5401	117.4797	113.5311	110.3955	110.9855
20	Saudi Arabia	Riyal	28.6692	28.5333	28.1060	28.0151	26.6656	26.0031	26.2872
21	U.A.E.	Dirham	29.2714	29.1336	28.6979	28.6036	27.2225	26.5481	26.8420
22	U.K.	Sterling (Pound)	173.0049	175.0838	173.5253	173.9179	166.1010	163.0982	166.0195
23	U.S.A.	Dollar	107.5054	106.9710	105.3857	105.0605	99.9777	97.4928	98.5947

Contd.

1.3 Exchange Rates Pak. Rupees in Terms of One Unit of Foreign Currency

S. No	Country/ Organization	Currency	Jun. 2014	Jul. 2014	Aug. 2014	Sep. 2014	Oct, 2014	Nov, 2014
1	Australia	Dollar	92.1739	92.6105	93.1544	92.7943	90.2264	87.9250
2	Bahrain	Dinar	261.2900	261.8930	266.0866	271.8155	272.8432	270.1091
3	Canada	Dollar	90.8801	92.0946	91.6475	93.0727	91.6443	89.8610
4	China	Yuan	15.7856	15.8840	16.2515	16.6639	16.7696	16.6038
5	Denmark	Krone	17.9406	17.9355	17.8815	17.7605	17.5258	17.0685
6	E.M.U.	Euro	133.7878	133.7113	133.2126	132.1073	130.4007	126.9196
7	Hong Kong	Dollar	12.6985	12.7245	12.9217	13.2087	13.2472	13.1275
8	I.M.F.	SDR	151.9282	152.2646	153.0040	153.7461	152.8985	149.7642
9	India	Rupee	1.6505	1.6447	1.6466	1.6844	1.6755	1.6563
10	Japan	Yen	0.9645	0.9704	0.9720	0.9549	0.9531	0.8741
11	Kuwait	Dinar	349.5088	349.9097	353.6401	357.7824	356.2795	350.1075
12	Malaysia	Ringgit	30.5613	30.9624	31.5156	31.8403	31.4291	30.4018
13	Newzeland	Dollar	84.8537	85.9952	84.3928	83.5295	81.0694	79.7754
14	Norway	Krone	16.3080	15.9290	16.1499	16.1540	15.6933	14.9430
15	Oman	Riyal	255.8793	256.4505	260.5614	266.1697	267.1820	264.5024
16	Qatar	Riyal	27.0735	27.1242	27.5627	28.1551	28.2558	27.9803
17	Singapore	Dollar	78.6521	79.3490	80.1959	81.0648	80.7105	78.5090
18	Sweden	Krona	14.7260	14.4839	14.5123	14.3815	14.2137	13.7339
19	Switzerland	Franc	109.8656	110.0846	109.9802	109.4509	108.0606	105.5734
20	Saudi Arabia	Riyal	26.2470	26.2976	26.7017	27.2987	27.3946	27.1324
21	U.A.E.	Dirham	26.8017	26.8516	27.2560	27.8701	27.9786	27.7128
22	U.K.	Sterling (Pound)	166.2752	168.5664	167.0683	166.9160	165.2493	160.3856
23	U.S.A.	Dollar	98.4679	98.6543	100.0897	102.3424	102.7536	101.7874

Note: Euro, a common currency of the 11 member countries of European Economic and Monetary Union (EMU) was introduced with effect from 1st January, 1999.

Source: State Bank of Pakistan.

2. CLIMATE

2.1 Temperature at Selected Stations

(In centigrade)

Stations	Murree		Rawalpindi/Islamabad		Jhelum		Lahore		Sargodha	
	2167		507		232		213		187	
	Max.	Min.	Max.	Min.	Max.	Min.	Max.	Min.	Max.	Min.

Month:

Jun. 2013	25.6	16.9	37.9	23.3	40.7	27.0	38.7	26.5	40.7	27.9
Jul. 2013	N.R	N.R	N.R	N.R	N.R	N.R	N.R	N.R	N.R	N.R
Aug. 2013	22.2	16.00	31.8	23.7	33.4	25.5	32.9	24.8	35.5	27.7
Sep. 2013	21.7	14.3	32.1	21.6	35.0	23.5	35.1	24.4	36.8	25.7
Oct. 2013	20.2	11.7	30.5	17.0	32.9	19.8	32.1	20.5	33.4	22.0
Nov.2013	15.5	5.0	24.4	7.1	26.6	9.7	26.5	11.3	27.2	12.3
Jun. 2014	26.7	16.9	38.8	22.7	41.8	25.8	41.2	27.3	43.3	29.0
Jul. 2014	23.6	16.8	34.9	24.9	36.4	26.6	36.5	26.4	37.3	28.0
Aug. 2014	23.8	15.6	33.9	23.2	35.9	25.1	36.2	25.9	36.7	27.1
Sep. 2014	22.0	13.1	31.6	21.1	33.4	23.8	32.9	25.2	31.3	18.9
Oct. 2014	19.4	10.4	28.7	15.9	31.4	18.1	31.8	19.4	32.5	20.2
Nov. 2014	17.1	6.9	25.0	7.1	27.1	9.8	26.5	13.0	27.0	12.4

Stations	Faisalabad		Multan		Bahawalpur		Hyderabad		Nawabshah	
	183		122		116		40		37	
	Max.	Min.	Max.	Min.	Max.	Min.	Max.	Min.	Max.	Min.

Month:

Jun. 2013	40.1	27.5	41.4	29.3	40.8	28.5	39.4	27.2	45.0	25.0
Jul. 2013	N.R	N.R	N.R	N.R	N.R	N.R	37.6	27.0	41.1	28.3
Aug. 2013	35.9	27.3	37.1	28.1	37.3	27.6	34.9	25.6	38.6	26.8
Sep. 2013	36.9	25.3	37.1	26.8	37.2	25.5	37.0	25.7	39.8	25.3
Oct. 2013	33.8	21.1	34.5	22.9	35.3	21.7	29.5	24.5	38.5	22.7
Nov. 2013	26.5	10.8	27.3	13.1	28.7	12.8	30.6	17.3	31.4	13.7
Jun. 2014	41.8	28.1	41.8	30.3	43.2	29.5	40.8	27.7	45.4	28.9
Jul. 2014	38.0	27.7	38.9	29.4	39.6	29.4	37.6	27.3	41.8	28.0
Aug. 2014	37.8	27.1	38.3	28.2	32.8	27.0	36.2	26.1	39.5	27.1
Sep. 2014	34.1	24.5	36.3	26.1	36.1	25.6	36.4	25.0	39.4	25.2
Oct. 2014	31.8	19.4	32.7	21.3	33.8	20.1	36.6	22.2	38.1	19.9
Nov. 2014	26.5	10.8	27.7	12.7	29.4	12.7	32.0	18.4	32.4	14.5

Contd.

2.1 Temperature at Selected Stations

(In centigrade)

Stations	Jacobabad		Karachi A.P.		Peshawar		D.I.Khan		Saidu Sharif		Gilgit	
Height in meters above sea level	55		21		359		173		961		1459	
	Max.	Min.	Max.	Min.	Max.	Min.	Max.	Min.	Max.	Min.	Max.	Min.

Month:

Jun. 2013	43.4	29.5	36.5	29.3	38.7	26.1	41.0	25.6	35.4	21.2	36.4	16.7
Jul. 2013	40.9	30.0	33.5	28.1	N.R	N.R	N.R	N.R	N.R	N.R	N.R	N.R
Aug. 2013	36.2	28.4	32.1	26.7	26.2	34.7	37.5	25.6	31.5	21.6	33.9	18.4
Sep. 2013	36.4	24.8	33.0	25.5	34.6	24.7	37.8	23.5	31.5	18.8	31.6	12.5
Oct. 2013	35.7	23.2	34.5	24.7	31.0	20.0	33.8	19.2	27.8	14.8	28.4	7.8
Nov.2013	29.6	14.9	32.5	18.1	23.7	10.6	26.9	10.1	19.9	6.0	18.1	0.5
Jun. 2014	45.4	28.8	36.5	29.2	33.9	21.3	42.6	25.5	43.0	29.0	34.5	14.5
Jul. 2014	41.1	29.1	34.0	28.3	36.7	27.3	38.8	25.6	35.6	23.8	35.7	18.3
Aug. 2014	38.0	26.9	33.7	27.0	36.2	25.6	38.4	25.1	33.5	21.6	34.1	16.9
Sep. 2014	36.9	25.4	33.8	26.8	34.8	29.4	37.1	23.3	32.4	19.0	29.9	12.7
Oct. 2014	34.9	20.0	33.6	23.3	28.9	18.1	32.8	17.9	26.5	13.3	24.6	8.7
Nov.2014	30.1	12.9	32.9	19.5	N.R	N.R	27.8	8.7	21.2	6.2	18.5	0.7

Stations	Quetta (Samungli)		Zhub (Fortsandeman)		Khuzdar		Punjur		Dalbadin	
Height in meters above sea level	1600		1405		1231		980		848	
	Max.	Min.	Max.	Min.	Max.	Min.	Max.	Min.	Max.	Min.

Month:

Jun. 2013	N.R	N.R	37.2	21.4	38.1	24.0	40.0	26.0	N.R	N.R
Jul. 2013	N.R	N.R	N.R	N.R	N.R	N.R	41.0	26.0	N.R	N.R
Aug. 2013	34.2	18.4	34.6	22.3	33.6	20.1	38.0	23.2	N.R	N.R
Sep. 2013	N.R	N.R	N.R	N.R	N.R	N.R	N.R	N.R	N.R	N.R
Oct. 2013	N.R	N.R	28.6	15.5	31.4	19.3	34.0	18.0	N.R	N.R
Nov.2013	19.0	1.9	24.5	2.5	23.4	12.5	25.2	10.1	34.5	3.5
Jun. 2014	36.0	18.6	38.0	23.3	40.0	26.4	41.0	27.1	44.0	26.8
Jul. 2014	37.5	22.0	38.0	25.1	39.2	26.2	40.0	27.0	44.0	24.1
Aug. 2014	35.7	20.1	36.0	22.5	36.0	23.7	38.3	25.2	42.8	23.6
Sep. 2014	33.0	16.1	36.1	21.1	32.7	20.6	36.0	22.0	41.0	20.5
Oct. 2014	27.1	10.2	28.6	13.8	31.0	17.3	36.0	17.1	35.0	16.0
Nov. 2014	19.1	5.0	21.8	4.9	24.9	12.0	22.2	12.0	26.4	7.4

N.R = Not received

Source: Pakistan Meteorological Department, Karachi.

2.2 Rainfall at Selected Stations

Stations	(In millimeters)										
	Murree	Rawalpindi/ Islamabad	Jhelum	Lahore	Sargodha	Faisal- abad	Multan	Bahawal- pur	Hyder- abad	Nawab- shah	Jaco- abad
Height in meters above sea level	2167	507	232	213	187	183	122	116	40	37	55
Year/month											
2010	1681.6	849.0	771.0	541.0	602.0	545.0	285.0	226.0	214.0	343.0	152.0
2011	1442.2	1079.0	748.0	903.0	710.0	544.0	180.0	164.0	404.1	309.0	293.3
2012	1515.0	1076.0	717.0	527.0	368.0	366.0	239.0	183.0	121.0	182.0	486.0
2013	1451.0	1732.0	924.0	1109.0	362.0	378.0	157.0	148.0	74.0	86.0	345.0
2014	1509.2	1139.8	939.3	800.6	401.3	401.8	247.3	67.9	25.4	69.7	21.3
Jun. 2013	303.2	94.0	83.0	136.0	59.8	98.6	33.3	55.5	Tr.	0.0	52.0
Jul. 2013	N.R	N.R	N.R	N.R	N.R	N.R	N.R	N.R	2.5	7.5	0.0
Aug. 2013	437.7	664.0	241.9	352.3	75.0	159.0	37.4	31.0	27.0	39.0	241.2
Sep. 2013	200.5	176.6	87.6	30.7	39.9	2.0	0.0	0.0	12.0	3.5	0.0
Oct. 2013	33.7	38.6	1.8	18.4	21.9	13.0	4.7	0.0	Nil	2.3	Nil
Nov. 2013	13.7	7.6	32.6	4.5	3.3	3.3	1.0	TR	0.0	0.0	0.0
Jun. 2014	103.8	32.0	25.1	50.1	38.2	3.0	0.0	0.0	0.0	0.0	3.2
Jul. 2014	288.3	73.0	123.3	43.4	120.7	52.0	71.0	18.3	14.0	1.3	0.0
Aug. 2014	140.2	208.4	158.4	56.7	97.8	15.0	26.0	4.0	1.2	11.4	4.0
Sep. 2014	301.6	444.0	240.0	451.2	12.0	234.5	3.0	4.7	0.0	0.0	0.0
Oct. 2014	41.0	23.0	54.8	0.8	25.6	6.8	23.0	4.0	3.2	Tr.	0.0
Nov. 2014	18.0	9.0	1.5	29.2	7.8	17.4	0.1	0.0	0.0	0.0	0.0

Contd.

2.2 Rainfall at Selected Stations

(In millimeters)										
Stations	Karachi Airport	Peshawar	D.I. Khan	Saidu Sharif	Gilgit	Quetta (Samungli)	Zhob (Fortsandeman)	Khuzdar	Punj-goor	Dalbadin
Height in meters above sea level	21	359	173	961	1459	1600	1405	1231	980	848
Year/month										
2010	373.0	839.0	756.0	1465.1	214.6	102.0	279.0	159.0	54.0	20.0
2011	290.6	568.0	281.0	853.7	158.7	246.5	40.5	286.6	138.0	64.9
2012	152.0	480.0	450.0	803.0	110.0	410.0	47.0	167.0	33.0	160.0
2013	169.0	551.0	327.0	954.0	153.0	53.0	66.0	479.0	101.0	23.0
2014	30.7	326.3	249.7	658.1	78.2	97.0	173.7	201.9	61.8	17.3
Jun. 2013	Tr.	18.0	100.4	192.5	7.1	N.R	20.0	16.9	0.0	N.R
Jul. 2013	5.1	N.R	N.R	N.R	N.R	N.R	N.R	N.R	0.0	N.R
Aug. 2013	105.4	63.0	5.7	314.1	47.6	29.0	38.0	187.5	26.0	N.R
Sep. 2013	4.0	1.0	26.0	56.6	14.4	N.R	N.R	N.R	N.R	N.R
Oct. 2013	1.2	48.0	28.5	45.7	1.5	N.R	Nil	Nil	Nil	N.R
Nov. 2013	0.0	36.0	7.0	33.3	14.0	4.0	7.5	13.5	11.6	11.0
Jun. 2014	Tr.	33.3	33.5	2.5	4.5	0.0	0.0	0.0	0.0	Tr.
Jul. 2014	1.1	54.0	59.0	69.1	21.1	0.0	15.2	44.7	0.8	1.3
Aug. 2014	9.9	54.0	2.7	94.4	17.0	0.0	8.0	21.8	0.0	0.0
Sep. 2014	1.4	4.0	4.2	71.9	22.4	0.0	22.0	0.0	0.0	0.0
Oct. 2014	0.0	46.0	8.0	96.2	33.7	0.0	2.5	0.0	0.0	0.0
Nov. 2014	4.6	1.0	6.0	4.0	3.8	6.0	9.5	0.0	0.0	0.0

Source: Pakistan Meteorological Department, Karachi.

N.R = Not received

Tr. = Trace (Rainfall less than 0.1 mm)

0.0 = No rainfall

3. ENERGY & MINING

3.1 Production of Crude Oil

							(Barrels)
S.NO	Field	Jul,14	Aug,14	Sep ,14	Oct,14	Cummulative Total From July 2014	
PUNJAB							
1	ADHI	205611	201552	136735	202257	746155	
2	BALKASSAR	9960	10709	11178	11252	43099	
3	BELA	0	1011	85	0	1096	
4	BHALSYEDAN	352	337	308	347	1344	
5	BHANGALI	0	0	0	0	0	
6	CHAK NAURANG	8215	8710	9040	8884	34849	
7	DAKHNI	27185	22015	12110	7220	68530	
8	DHODAK	1136	54	412	1201	2803	
9	DHULIAN	4916	4800	4330	4922	18968	
10	DHURNAL	3075	3093	3201	3281	12650	
11	Dommail	0	0	0	0	0	
12	FIMKASSAR	3379	3379	3270	3379	13407	
13	HALINI	0	24914	28267	35269	88450	
14	JOYAMIR	1135	1267	766	0	3168	
15	KAL	8041	7595	7581	3420	26637	
16	KHAUR	158	149	152	159	618	
17	MEYAL	9501	9877	9079	10190	38647	
18	MINWAL	0	0	0	2037	2037	
19	MISSAKISWAL	666	926	940	1447	3979	
20	PARIWALI	15863	15830	15105	15861	62659	
21	PINDORI	8111	7598	7126	9059	31894	
22	RAJIAN	64350	55770	47265	60390	227775	
23	RATANA	18761	18131	16880	16809	70581	
24	RODHO SALSABIL	3645	3572	3396	3512	14125	
25	SADKAL	1358	1449	1400	1415	5622	
26	TOOT	10634	10288	9945	10330	41197	
27	TURKWAL	976	870	799	849	3494	
28	GHAURI	40905	26035	11992	36500	115432	
TOTAL		447933	439931	341362	449990	1679216	
SINDH							
1	AASSU	137074	129259	135284	140418	542035	
2	ADAM	5077	5329	4032	4867	19305	
3	ALI	433	635	195	212	1475	
4	ALI ZAUR	0	0	0	0	0	
5	BALUCH	11171	10920	3121	7060	32272	
6	BAQAR DEEP	0	0	0	0	0	
7	BHATI / NAKURJI	11	2	77	3	93	
8	BHIT	9087	9739	7624	10246	36696	
9	BIJORO	12118	9725	7833	6702	36378	
10	BILAL 1	0	0	0	0	0	
11	BILAL NORTH	0	0	0	0	0	
12	BOBI	37865	37670	28910	29615	134060	
13	BUKHARI	0	0	0	0	0	
14	BUKHARI DEEP	70	39	0	0	109	
15	BUZDAR UNIT	0	0	0	0	0	
16	CHAK 2	8710	9560	5690	10280	34240	
17	CHAK 7A	1240	1240	1767	1895	6142	
18	DABHI (South)	2240	1943	1823	1977	7983	
19	DABHI (North)	4351	4069	3602	3865	15887	
20	DUPHRI	273	618	301	155	1347	
21	FATEH SHAH	0	0	0	0	0	
22	FATEH SHAH DEEP	0	0	0	0	0	
23	FATEH SHAH NORTH	0	0	0	0	0	
24	GHARO	4931	7371	5643	5364	23309	
25	GHUNGRO	2605	1715	3670	3951	11941	
26	GOLARCHI	0	0	0	0	0	
27	GOPANG	0	0	0	0	0	
28	HALIPOTA	5278	4880	5080	4964	20202	
29	HASEEB	0	0	0	0	0	
30	JABO	6215	6629	6437	6579	25860	
31	JABO NORTH	0	0	0	0	0	
32	JAGIR	1856	2359	2388	1980	8583	
33	JALAL	0	0	0	4748	4748	
34	JARAR DEEP	6112	7171	8391	0	21674	

Contd.

3.1 Production of Crude Oil

S.NO	Field					(Barrels)
		Jul,14	Aug,14	Sep ,14	Oct,14	Cummulative Total From July 2014
35	JHABERI SOUTH	2093	1445	1697	1269	6504
36	JOGWANI	70	147	44	389	650
37	KADANWARI	932	912	438	1079	3361
38	KAKJANI	0	0	0	0	0
39	KAMAL NORTH 1	7414	8211	8092	8310	32027
40	KANDH KOT	221	268	246	598	1333
41	KATO	0	0	0	0	0
42	KEYHOLE G	0	0	0	0	0
43	KHASKELI	6634	6152	5856	5416	24058
44	KHASKELI DOWN THROWN	709	776	743	667	2895
45	KHASKELI NORTH	0	0	0	0	0
46	KHOREWAH	2584	2865	2886	2920	11255
47	KHOREWAH DEEP	0	0	0	0	0
48	KOLI	3612	3341	2913	3619	13485
49	KUNNAR	100885	93765	95052	101315	391017
50	KUNNAR PASAKHI DEEP	35085	33973	29250	30483	128791
51	LAGHARI	3292	3371	3350	3451	13464
52	LASHARI CENTRE	18295	18370	18005	19285	73955
53	LIARI	0	0	0	0	0
54	LIARI DEEP	0	0	0	0	0
55	LODANO	6412	6194	4806	2929	20341
56	LODANO DEEP	20312	16492	13228	12697	62729
57	MAKDUMPUR	3307	1847	1660	821	7635
58	MALAH	174	0	64	0	238
59	MARI	2261	2110	1572	1530	7473
60	MATLI	0	0	0	0	0
61	MAZARANI	369	626	452	459	1906
62	MAZARI	9485	9439	8851	8630	36405
63	MEWA	0	0	0	0	0
64	MEYUN ISMAIL DEEP	200	265	156	195	816
65	MEYUN ISMAIL	1070	894	832	828	3624
66	MIANO	902	923	482	758	3065
67	MISSAN	4530	4610	4420	4570	18130
68	MISSRI	1873	1949	2090	1481	7393
69	MOHANO	2559	2360	2256	2100	9275
70	MOLLAN N	2460	2440	2380	2440	9720
71	MUBAN	9031	8920	8501	8380	34832
72	MULAKI	0	0	0	0	0
73	NAIMAT BASAL	0	0	0	0	0
74	NAIMAT WEST	14177	16146	13627	10752	54702
75	NOORAI JAGIR	0	0	0	0	0
76	NORTH AKRI	2273	2533	2610	4177	11593
77	NUR BAGHLA	2880	2986	2690	2717	11273
78	PAKHRO	0	0	0	0	0
79	PANIRO	3489	4915	3718	2468	14590
80	PASAKI	104390	104245	97570	86460	392665
81	PASAKI N	23440	8935	21675	20740	74790
82	PASAKI NORTH EAST	9085	24485	8785	8985	51340
83	PIARO DEEP	185	129	129	128	571
84	PIR APAN	0	0	0	0	0
85	PIR AMAN	0	0	0	0	0
86	QABUL	0	0	0	0	0
87	QADIR PUR	21100	21390	21310	16745	80545
88	RAHIM NORTH	41984	32337	25934	26124	126379
89	RAJO	0	0	0	0	0
90	REHMAT	0	0	0	0	0
91	RIND	0	0	0	0	0
92	SAKHI	3729	4380	3919	4136	16164
93	SAKHI DEEP	152	149	293	216	810
94	SAKHI SOUTH DEEP	143	199	81	47	470
95	SAQIB	377	441	361	412	1591

Contd.

3.1 Production of Crude Oil

						(Barrels)
S.NO	Field	Jul,14	Aug,14	Sep ,14	Oct,14	Cummulative Total From July 2014
96	SHAH DINO	0	0	0	0	0
97	SHEIKHANO	7515	6337	5629	5352	24833
98	SHEIKHANO DEEP	4710	4220	4255	3708	16893
99	SINJHORO	0	0	0	0	0
100	SONO	31770	31665	29580	29100	122115
101	SONRO	43656	40833	46131	70492	201112
102	SOUTH BUZDAR	507	578	563	439	2087
103	SOUTH BUZDAR DEEP	13705	17736	19183	17146	67770
104	SOUTH MAZARI	10403	10979	10304	10204	41890
105	SOUTH MAZARI DEEP	17035	17104	14976	15661	64776
106	SUJAWAL	2173	1966	2070	2063	8272
107	TAJEDI	2609	2884	2289	27	7809
108	TANDO ALAM	21305	21345	20675	19080	82405
109	TANDO GHULAM ALI	644	598	512	617	2371
110	TANGRI	2798	2712	2722	2762	10994
111	TANGRI DEEP	283	387	407	297	1374
112	THORA	21515	21410	19745	19255	81925
113	TURK	2936	2251	2376	2750	10313
114	TURK DEEP	1408	1414	1065	1470	5357
115	UMER	0	0	0	0	0
116	ZAMZAMA	30692	29742	26757	29759	116950
117	ZAUR	6327	6385	5024	5430	23166
118	ZAUR DEEP	0	0	0	0	0
119	ZAUR SOUTH	0	0	0	0	0
120	BACHAL	2376	1792	1858	1452	7478
121	SUMAR DEEP	14162	19518	24562	23465	81707
122	JAKHRO	7800	8960	4325	7185	28270
123	GAGANI	0	0	0	0	0
124	THEBO	13805	10721	8696	6879	40101
125	MEHAR	86320	84790	90348	90077	351535
126	BAKSH DEEP	3788	3780	2744	2638	12950
127	SOHRAB DEEP	3929	7753	11691	12560	35933
128	LATIF	956	1125	1235	1287	4603
129	LUNDALI	0	0	0	0	0
130	MURID	60722	57562	57544	47040	222868
131	SUTIARI DEEP	4170	1573	220	430	6393
132	SUHRAT	0	0	481	320	801
133	SALEH	0	0	0	33900	33900
134	KORAI	0	0	0	0	0
134	JARWAR	0	0	0	0	0
135	BADHRA	0	0	0	0	0
136	MANSOORA DEEP	0	0	0	0	0
137	NIM	0	0	0	0	0
138	CHAK 66 NE	0	0	0	0	0
139	DHANI	0	0	810	7378	8188
	TOTAL	1150911	1124928	1073669	1125830	4475338
KHYBER .P.K						
1	CHANDA	62695	61510	57835	54550	236590
2	MAKORI	2674	2182	2100	1960	8916
3	MAKORI EAST	456767	470596	470281	384830	1782474
4	MAMIKHEL	43649	44032	37361	36904	161946
5	MANZALAI	25135	25437	22549	28256	101377
6	MARAMZAI	117298	118933	116146	116435	468812
7	MELA	55340	59875	59865	66075	241155
8	NASPHA	600701	598222	586779	661265	2446967
9	SHEKHAN	0	0	0	0	0
10	TOLANG	0	0	0	0	0
	TOTAL	1364259	1380787	1352916	1350275	5448237
BALOCHISTAN						
1	ZARGHUN SOUTH	0	0	0	325	325
2	SUI	595	744	1194	1602	4135
3	UCH	1349	1069	970	791	4179
	TOTAL	1944	1813	2164	2718	8639
	GRAND TOTAL	2965047	2947459	2770111	2928813	11611430

3.2 Production of Natural Gas (MCFT)

(MCFT)

S.NO	Field	Jul,14	Aug,14	Sep ,14	Oct,14	Cummulative Total from July 2014
PUNJAB						
1	ADHI	1291.49	1293.51	934.35	1315.00	4834.35
2	BAHU	652.20	601.63	486.97	447.12	2187.92
3	BALKASSAR	1.42	1.75	1.86	1.95	6.98
4	BELA	39.66	13.70	9.23	0.00	62.59
5	BHANGALI	0.00	0.00	0.00	0.00	0.00
6	DAKHNI	1252.09	1202.51	677.66	597.15	3729.41
7	DHODAK	125.70	118.50	105.00	114.30	463.50
8	DHULIAN	72.85	72.85	61.86	72.85	280.41
9	DHURNAL	16.36	14.07	14.37	14.03	58.83
10	DOMAIL	0.00	0.00	0.00	0.00	0.00
11	FIMKASSAR	3.41	3.41	3.30	3.41	13.53
12	KAL	2.26	2.10	2.10	1.00	7.46
13	MEYAL	83.68	83.76	71.82	84.66	323.92
14	MISSAKISWAL	3.62	3.61	3.38	4.85	15.46
15	NANDPUR/PANJPIR	267.62	260.55	255.97	262.16	1046.30
16	PARIWALI	202.49	202.66	187.46	203.32	795.93
17	PINDORI	20.96	19.96	18.44	24.10	83.46
18	RAJIN	23.98	23.10	19.67	20.16	86.91
19	RATANA	297.91	284.38	264.00	258.79	1105.08
20	RODHO(SALSABIL)	517.79	503.01	485.77	487.84	1994.41
21	SADKAL	52.62	53.68	50.22	45.17	201.69
22	TOOT	25.13	24.11	23.53	23.85	96.62
23	TURKWAL	1.55	1.55	1.50	1.55	6.15
23	HALINI	0.00	21.97	27.10	32.95	82.02
TOTAL		4954.79	4806.37	3705.56	4016.21	17482.93
SINDH						
1	ADAM	357.00	361.82	282.00	348.00	1348.82
2	ALI	86.53	87.62	82.92	85.28	342.35
3	ALI ZAUR	0.00	0.00	0.00	0.00	0.00
4	BADAR	384.85	383.93	345.94	382.46	1497.18
5	BALUCH	48.45	42.23	23.01	43.56	157.25
6	BAQAR DEEP	0.31	0.00	0.00	0.00	0.31
7	BHATTI/NAKURJI	24.22	22.44	22.11	22.18	90.95
8	BHIT	10068.00	9765.00	9366.00	9223.00	38422.00
9	BIJORO	1.89	1.89	1.52	1.39	6.69
10	BILAL	0.00	0.00	0.00	0.00	0.00
11	BILAL NORTH	0.00	0.00	0.00	0.00	0.00
12	BLOCK-22	187.58	187.84	152.25	130.42	658.09
13	BOBI	534.30	524.10	389.50	410.93	1858.83
14	BUKHARI	0.00	0.00	0.00	0.00	0.00
15	BUKHARI DEEP	60.64	56.61	40.51	42.77	200.53
16	BUZDAR SOUTH	6.54	6.64	6.99	8.01	28.18
17	BUZDAR SOUTH DEEP	344.82	396.79	388.14	375.71	1505.46
18	BUZDAR UNIT	0.00	0.00	0.00	0.00	0.00
19	CHACHAR	27.00	26.93	17.00	10.00	80.93
20	CHAK 2	258.29	263.90	168.73	251.10	942.02
21	CHAK 7A	18.60	18.60	37.91	37.82	112.93
22	DABHI NORTH	2.07	2.28	1.95	0.89	7.19
23	DABHI SOUTH	8.82	11.35	15.74	18.23	54.14
24	DUPHRI	57.05	69.03	62.91	60.80	249.79
25	FATEH SHAH	0.00	0.00	0.00	0.00	0.00
26	FATEH SHAH NORTH	40.38	35.15	30.64	27.17	133.34
27	GHARO	0.75	0.98	0.75	0.84	3.32
28	GHUNGRO	2.41	1.29	3.05	3.29	10.04
29	GOLARCHI	12.46	12.67	12.26	13.09	50.48
30	GOPANG	12.00	12.00	8.00	4.00	36.00
31	HAIDER DEEP	3.19	0.65	8.19	0.00	12.03
32	HALIPOTA	19.87	16.53	19.96	21.67	78.03
33	HASEEB	359.11	270.37	141.25	94.19	864.92
34	JABO	11.67	11.34	12.78	11.01	46.80
35	JABO NORTH	0.00	0.00	0.00	0.00	0.00
36	JAGIR	1.18	1.10	0.96	1.45	4.69
37	JALAL	0.00	0.04	0.00	0.00	0.04
38	JARAR DEEP	290.90	290.04	280.81	288.27	1150.02
39	JHABERI SOUTH	1.83	1.70	1.32	1.25	6.10

Contd.

3.2 Production of Natural Gas (MCFT)

(MCFT)

S.NO	Field	Jul,14	Aug,14	Sep ,14	Oct,14	Cummulative Total from July 2014
40	JOGWANI	50.67	41.58	33.99	32.54	158.78
41	KADANWARI	4837.00	4478.00	3923.00	4484.00	17722.00
42	KAMAL NORTH -1	38.34	32.83	27.96	31.45	130.58
43	KANDHKOT	5423.00	5226.81	4526.00	4304.00	19479.81
44	KATO	2.53	1.87	0.91	0.82	6.13
45	KAUSAR	80.31	75.01	75.29	75.50	306.11
46	KEYHOLE G	0.00	0.00	0.00	0.00	0.00
47	KHASKHELI	6.60	6.20	5.98	6.58	25.36
48	KHASKHELI NORTH	0.00	0.00	0.00	0.00	0.00
49	KHASKHELI DOWN THROWN	0.66	0.65	0.46	0.45	2.22
50	KHOREWAH	212.78	214.17	186.69	204.58	818.22
51	KHOREWAH DEEP	24.66	14.30	22.57	29.07	90.60
52	KOLI	5.33	0.64	6.11	8.32	20.40
53	KOONJ-1A	47.58	47.39	43.98	43.35	182.30
54	KUNNAR	453.13	442.99	454.47	528.51	1879.10
55	KUNNAR PASAKHI DEEP	3769.72	3735.71	3096.36	3512.55	14114.34
56	LAGHARI	5.02	5.28	5.07	5.16	20.53
57	LATIF	3006.00	3150.00	2979.20	2896.00	12031.20
58	LIARI	3619.00	0.00	0.00	0.00	3619.00
59	LIARI DEEP	0.00	1.04	0.00	0.00	1.04
60	LODANO	53.75	52.33	40.92	35.47	182.47
61	LODANO DEEP	41.64	27.19	23.19	25.83	117.85
62	MAKHDUM PUR	24.93	26.94	26.24	34.36	112.47
63	MAKHDUM PUR DEEP	7.75	8.28	6.88	5.57	28.48
64	MALAH	0.30	0.02	0.00	0.00	0.32
65	MARI	18989.32	18991.40	17100.53	18361.90	73443.15
66	MATLI	3.18	3.21	0.00	0.00	6.39
67	MAZARI	5.26	7.77	6.32	3.24	22.59
68	MAZRANI	158.00	155.71	150.00	151.00	614.71
69	MEWA	11.47	11.35	6.18	8.13	37.13
70	MEYUN ISMAIL	0.00	0.00	0.00	0.00	0.00
71	MEYUN ISMAIL DEEP	25.24	24.10	22.15	22.80	94.29
72	MIANO	2089.00	2056.00	1927.53	2079.00	8151.53
73	MISSRI	3.72	3.65	3.35	3.64	14.36
74	MOHANO	1.27	1.23	1.23	1.27	5.00
75	MUBAN	1.89	2.48	2.48	3.26	10.11
76	MULAKI	0.00	0.00	0.00	0.00	0.00
77	NAIMAT BASAL	157.45	133.85	132.76	122.95	547.01
78	NAIMAT WEST	1416.54	1746.97	1464.45	1218.48	5846.44
79	NANDO	33.63	31.48	17.31	15.13	97.55
80	NOORAI JAGIR	0.00	0.00	31.47	0.00	31.47
81	NORTH AKRI	0.83	0.80	0.79	0.87	3.29
82	NUR BAGHLA	196.58	198.48	180.50	176.88	752.44
83	NURPUR DEEP	36.98	34.76	0.00	36.14	107.88
84	PAKHRO	4.59	0.00	2.96	20.72	28.27
85	PANIRO	4.45	3.72	3.82	3.42	15.41
86	PASAKHI	20.62	20.62	19.95	20.62	81.81
87	PIARO DEEP	26.50	24.93	21.73	21.68	94.84
88	PIR	0.00	0.03	0.06	0.08	0.17
89	PIR APAN	0.00	0.00	0.00	0.00	0.00
90	QABUL	0.00	0.00	0.00	0.00	0.00
91	QADIRPUR	14425.66	14151.23	13679.33	11355.94	53612.16
92	QASIM DEEP	145.03	147.30	154.66	147.14	594.13
93	RAHIM NORTH	108.77	108.34	120.62	124.41	462.14
94	RAJO	0.00	0.00	0.00	0.00	0.00
95	RAJPAN	0.00	0.00	0.00	0.00	0.00
96	REHMAN	313.24	312.12	300.66	317.84	1243.86
97	REHMAT	0.00	0.00	0.00	0.00	0.00
98	RIND	0.00	0.00	0.00	0.00	0.00
99	SAKHI	0.00	0.00	0.00	0.00	0.00
100	SAKHI DEEP	31.61	31.80	29.70	31.53	124.64
101	SAKHI SOUTH DEEP	26.00	22.16	12.95	9.67	70.78
102	SAQIB	157.98	152.45	139.42	135.88	585.73
103	SARA/SURI	0.00	0.00	0.00	0.00	0.00
104	SARI HUNDI	56.82	51.31	36.23	44.59	188.95
105	SAWAN	0.00	3395.00	3210.10	3465.00	10070.10

Contd.

3.2 Production of Natural Gas (MCFT)

(MCFT)

S.NO	Field	Jul,14	Aug,14	Sep ,14	Oct,14	Cummulative Total from July 2014
106	SHAH DINO	0.00	0.00	0.00	0.00	0.00
107	SHEIKHANO	8.47	5.09	6.65	8.61	28.82
108	SHEIKHANO DEEP	3.45	2.15	1.40	1.75	8.75
109	SINJHORO	0.00	0.00	0.00	0.00	0.00
110	SONRO	33.02	25.97	27.25	36.35	122.59
111	SOUTH MAZARI	6.46	9.01	6.70	3.34	25.51
112	SOUTH MAZARI DEEP	114.18	85.09	36.50	8.85	244.62
113	SUJAWAL	304.85	308.39	287.98	289.57	1190.79
114	TAJEDI	0.41	0.37	0.36	0.17	1.31
115	TAJJAL	224.00	224.00	207.60	208.00	863.60
116	TANDO GHULAM ALI	61.48	65.97	62.65	62.18	252.28
117	TANGRI	2.55	2.45	2.26	2.33	9.59
118	TANGRI DEEP	55.64	52.29	32.53	45.58	186.04
119	TURK	54.39	51.47	52.45	49.38	207.69
120	TURK DEEP	307.89	292.44	270.46	287.09	1157.88
121	UMER	0.00	0.00	0.00	0.00	0.00
122	USMAN	114.13	111.13	110.99	116.32	452.57
123	ZAMZAMA	6423.00	6209.00	5550.00	6229.00	24411.00
124	ZAUR	17.90	19.59	18.82	17.55	73.86
125	ZAUR DEEP	5.19	6.44	6.13	5.39	23.15
126	ZAUR SOUTH	0.00	0.00	0.00	0.00	0.00
127	ZAUR WEST	0.00	0.00	0.00	0.00	0.00
128	SUMAR DEEP	684.03	636.07	508.11	407.32	2235.53
129	BACHAL	9.93	5.31	6.71	7.75	29.70
130	JAKHRO	136.79	141.20	77.40	137.50	492.89
131	GAGANI	0.00	0.00	0.00	0.00	0.00
132	AASSU	14.66	13.28	13.62	12.88	54.44
133	AMDANI	0.00	0.00	0.00	0.00	0.00
134	LUNDALI	45.00	0.00	0.00	0.00	45.00
135	MARU-RETI	383.13	371.05	349.00	352.23	1455.41
136	MEHAR	970.91	1009.04	1067.59	1119.87	4167.41
137	BAKSH DEEP	638.68	687.12	550.56	447.44	2323.80
138	SOHRAB DEEP	1197.01	1680.71	3641.68	4484.43	11003.83
139	THEBO	129.85	101.82	106.97	118.58	457.22
140	DACHRAPUR	357.89	358.80	347.14	360.38	1424.21
141	JHOK	0.00	0.00	0.00	0.00	0.00
142	RAGNI DEEP	18.07	18.80	18.96	19.83	75.66
143	MURID	28.79	22.30	15.00	11.97	78.06
144	SUTIARI DEEP	1134.77	797.19	131.45	358.61	2422.02
145	DHANI	0.00	0.00	0.84	12.52	13.36
146	KORAI	0.00	0.00	0.00	0.00	0.00
147	RAJANI	0.00	0.00	0.00	0.00	0.00
148	SALEH	0.00	0.00	0.00	32.25	32.25
149	BADHRA	0.00	0.00	0.00	0.00	0.00
150	CHAK 66NE	0.00	0.00	0.00	0.00	0.00
151	NIM	0.00	0.00	0.00	0.00	0.00
152	ZARGHUN SOUTH	0.00	0.00	0.00	167.72	167.72
153	SUHRAT	0.00	15.35	61.90	11.21	88.46
TOTAL		86881.56	85625.23	79767.27	81520.05	333794.11
KHYBER .P.K						
1	CHANDA	127.65	127.98	115.28	121.40	492.31
2	MAKORI	86.60	86.23	69.58	62.75	305.16
3	MAKORI EAST	1817.07	1700.48	1959.65	1662.00	7139.20
4	MAMIKHEL	1089.01	1091.44	1160.20	989.46	4330.11
5	MANZALAI	1964.34	1957.21	1792.75	2263.49	7977.79
6	MARAMZAI	3170.23	3212.94	3049.18	3046.82	12479.17
7	MELA	314.14	317.23	327.09	323.53	1281.99
8	NASHPA	2253.35	2225.12	2200.60	2472.40	9151.47
9	SHEKHAN	0.00	0.00	0.00	0.00	0.00
10	TOLANJ X	0.00	0.00	0.00	0.00	0.00
TOTAL		10822.39	10718.63	10674.33	10941.85	43157.20
BALOCHISTAN						
1	LOTI	714.37	715.75	675.61	688.58	2794.31
2	PIRKOH	443.20	424.14	438.95	423.25	1729.54
3	SUI	13105.00	13081.27	12639.00	13057.00	51882.27
4	UCH	11912.40	11435.00	11720.50	7748.60	42816.50
5	ZARGHUM SOUTH			0.00	0.00	0.00
TOTAL		26174.97	25656.16	25474.06	21917.43	99222.62
GRAND TOTAL		128833.71	126806.39	119621.22	118395.54	493656.86

3.3 Production of Crude Oil, Natural Gas and Electricity

Year / Month	Crude Oil (000 Barrels)	Natural Gas(MCFT)	Total (Mn. Kwh)	Hydel	Thermal	Nuclear
2009-10	23706	1482846	94222	27927	63504	2791
2010-11	24041	1471590	86873	31781	52376	2716
2011-12	24573	1558960	67272	28431	53571	5270
2012-13	27841	1505839	86190	29687	51950	4553
2013-14	31585	149368	89883	31698	53283	4902
2013 Sep	2489	124690	8205	2924	4748	533
Nov	2473	121995	7565	2473	4533	559
Dec	2614	129113	6848	1885	4457	506
2014 Jan	2687	128611	6286	867	4877	542
Feb	2448	114115	6129	1997	3705	427
Mar	2865	127962	6254	1589	4288	377
Apr	2779	121018	6225	1766	4078	381
May	2981	124753	6603	2755	3681	167
Jun	2873	122914	5208	3346	1841	21
Jul	2965	128833	8594*	3800	4374	420
Aug	2947	126806	8846*	4187	4148	511
Sep	2770	119621	8223*	3469	4261	493
Oct	2929	118396	8225*	3151	4585	489

* Provisional
r revised

Source: i) Directorate General of Petroleum concession
M/O Petroleum & Natural Resources Islamabad
ii) Electricity Generating Establishment.

3.4 Mineral Production

(Thousand Tonnes)

Year / Month	Marble	Arg Clay	Silica Sand	Gypsum	Lime Stone	Ordinary Stone(MT)	Rock Salt	Coal	Copper	Copper Blister (MT)**
2009-10	1065	4304	411	854	37137	6715	1944	3536	-	18121
2010-11	1133	4484	301	885	32021	6685	1954	3292	-	15672
2011-12	1751	4562	270	1260	35016	6540	2136	3179	-	17931
2012-13	2360	4513	356	1250	38932	4890	2160	2813	-	12285
2013-14	2057	4933	268	1322	36462	2695	2220	3141	-	8864
2013 Oct	124	485	19	90	3230	305	147	233	-	2133
Nov	244	432	29	135	2701	150	220	290	-	-
Dec	218	369	31	108	2896	150	208	255	-	-
2014 Jan	254	345	27	122	2902	155	206	312	-	-
Feb	108	239	20	99	2268	255	196	298	-	-
Mar	220	435	18	150	2851	260	218	312	-	-
Apr	164	487	16	117	3519	205	139	462	-	-
May	97	567	20	108	3979	260	204	447	-	-
Jun	185	517	32	145	4238	50	187	273	-	2331
Jul*	141	229	17	146	3013	155	195	217	-	-
Aug*	187	297	11	113	2773	102	142	162	-	-
Sep*	164	480	12	141	2868	126	202	261	-	-
Oct*	189*	487	15	103	3216	114	144	184	-	-

* Provisional

Contd.

3.4 Mineral Production

(Tonnes)

Year / Month	Iron ore	Bauxite	Barytes	Bentonite	Celestite	China Clay	Chalk	Chromite	Dolomite	Laterite
2009-10	447541	9031	57166	34596	160	22769	2939	257148	130408	181046
2010-11	329100	9033	31836	30840	-	16055	1100	148034	240111	298994
2011-12	384893	30223	48510	16520	-	21555	2749	179203	198392	293625
2012-13	408604	25288	118471	26077	-	22917	810	136443	335819	328067
2013-14	176290	31156	132379	40650	-	16191	1005	68094	673042	380166
2013 Oct	22557r	2110	2048	1691	-	759	135	5109	23387	113021
Nov	11624	2218	14278	2162	-	846	123	5783	33384	31614
Dec	21386	3537	9183	4011	-	1151	141	5475	26868	20123
2014 Jan	26534	2772	4494	2374	-	636	65	7074	33570	26454
Feb	10979	2162	7555	4074	-	1627	-	3759	27659	18507
Mar	11710	2765	28300	1489	-	1046	74	3125	41993	23593
Apr	16567	4187	17063	4118	-	1178	10	5141	195146	17173
May	7658	4588	19040	8222	-	1025	15	6830	92335	27063
Jun	8257	2125	10707	9055	-	1522	10	5572	110814	33580
Jul*	21978	1303	2655	2208	-	772	-	5780	75113	27199
Aug*	9117	636	3500	2648	-	911	-	6486	8559	55673
Sep*	19318	1139	4000	3204	-	863	200	6547	32069	18807
Oct*	9130	4671	2622	3523	-	660	100	4627	13125	24774

* Provisional

Contd.

3.4 Mineral Production

(Tonnes)

Year / Month	Feldspar	Fire Clay	Flourite	Fullers Earth	Magnesite	Magnese	Ocher	Ord Sand/Bajri Sand	Soap Stone	Sulphur
2009-10	54198	329055	290	11219	5159	1655	55352	-	53991	26641
2010-11	23254	274042	3156	4180	4908	785	36078	-	47561	27645
2011-12	53235	408187	6859	6906	5444	345	42107	-	55515	25560
2012-13	38218	454645	13344	4259	6705	290	37769	2141	93214	20610
2013-14	81858	458037	7469	6397	3725	3945	32634	3500	72234	35672
2013 Oct	11715	48226	316	432	450	685r	2624	250	5468	2923
Nov	15343	40046	609	606	336	680	2677	600	10476	2750
Dec	6448	45651	657	380	448	600	2476	50	8363	3174
2014 Jan	1660	33765	853	906	380	--	2753	--	10331	3160
Feb	-	26862	799	938	--	--	1732	--	--	2874
Mar	-	34414	964	606	--	--	1772	--	436	3168
Apr	5628	44047	957	458	350	510	2089	--	8213	2968
May	8410	52713	576	338	378	360	3025	--	8661	3103
Jun	1215	47193	1088	457	406	560	4546	--	3043	2951
Jul*	3834	34394	515	1966	224	-	2036	-	11214	3125
Aug*	3048	21740	625	2326	210	400	403	-	7955	3018
Sep*	2348	32292	780	442	266	780	402	-	7552	1723
Oct*	6092	29342	420	311	1024	320	3424	-	4974	81

* Provisional

4. HEALTH

4.1(a) Monthly Immunization Coverage Number of doses administered (0-11 months)children during 2014

Month(s)	BCG	OPV-0	OPV-1	OPV-2	OPV-3	Pentava- lent-1	Pentava- lent-2	Pentava- lent-3	Pneumo- 1	Pneumo- 2	Pneumo- 3	Measles- 1
Jan	525,198	405,746	497,271	475,564	456,038	496,598	472,501	454,779	475,363	448,038	430,709	424,624
Feb	503,120	385,213	482,021	454,397	440,269	480,933	451,873	439,446	448,297	422,985	409,269	416,515
Mar	514,655	382,458	510,467	475,154	460,467	510,264	474,701	460,935	480,788	445,640	432,791	451,966
Apr	487,535	357,367	493,367	480,592	470,418	497,255	479,967	470,089	463,280	451,386	442,319	479,451
May	458,787	348,140	452,260	448,345	445,106	449,792	447,608	444,123	417,859	417,049	414,166	431,932
Jun	462,981	353,342	431,425	424,896	432,300	434,424	427,945	435,313	405,970	401,532	411,336	428,978
Jul	480,073	383,700	430,021	414,551	418,244	429,940	414,472	418,136	408,789	392,877	397,170	430,867
Aug	539,767	444,242	491,876	438,896	437,476	492,088	439,040	437,708	469,737	415,834	415,311	469,963
Sep	540,621	430,256	508,604	455,405	435,076	508,866	455,576	435,305	487,273	437,025	416,347	474,108
Oct	517,057	406,705	498,151	456,987	433,802	498,146	456,982	433,808	484,208	442,485	417,281	447,536
Nov	544,289	432,861	516,308	472,100	450,959	516,282	472,098	448,770	501,769	457,030	432,099	467,142
Dec												
Total	5574083	4330030	5311771	4996887	4880155	5314588	4992763	4878412	5043333	4731881	4618798	4923082

Source : National Institute of Health, Islamabad.

4.1(b) Monthly Immunization Coverage
Number of doses administered (12-23 Months) children during 2014

MONTH	BCG	OPV-1	OPV-2	OPV-3	Pentavalent-1	Pentavalent-2	Pentavalent-3	Measles-2
Jan	937	1731	1329	2294	1775	1399	1097	343066
Feb	2463	1713	1233	3196	1712	1233	3191	343434
Mar	2594	2836	2077	1871	2783	2045	1835	370358
Apr	15914	4597	3817	3485	4592	3813	3459	399776
May	2078	1689	1403	1319	1685	1400	1253	339376
Jun	4393	1314	864	3022	3370	1208	1306	343568
Jul	1427	713	533	479	802	533	479	340692
Aug	3875	1048	510	574	1016	501	576	362174
Sep	3750	2142	1316	818	2137	1301	822	377989
Oct	3228	1557	832	688	1553	831	687	352631
Nov	3,904	1,487	893	853	1,487	893	3,958	383,905
Dec								
Total	44563	20827	14807	18599	22912	15157	18663	3956969

BCG = Bacillus of Chalmette and Guerin
 OPV = Oral Polio Vaccine

Source : National Institute of Health, Islamabad.

**4.1(c) Monthly Immunization Coverage
Number of TT doses administered to women during 2014**

MONTH	Pregnant Women					Childbearing age women				
	TT1	TT2	TT3	TT4	TT5	TT1	TT2	TT3	TT4	TT5
Jan	348508	302479	40183	12529	7776	43448	32770	18221	6293	3011
Feb	358886	296457	39583	12422	7052	46802	34019	18123	8487	3460
Mar	381528	313968	38741	12567	7206	47167	34609	18031	9089	4040
Apr	406729	328086	40546	11976	6498	46936	32837	17722	5806	3396
May	401078	324784	41523	12600	8195	39794	27087	18009	4880	2782
Jun	371594	325646	33212	10815	6801	34649	24673	13328	4907	2726
Jul	346746	311628	31189	9909	5898	35676	24698	13489	4471	2931
Aug	376260	299857	29227	9872	6489	35469	26227	14109	4312	2217
Sep	370078	310332	32998	10064	5953	38630	28060	15594	4962	2774
Oct	230560	199841	25676	7649	4133	32257	21522	13425	3625	2000
Nov	299,175	218,259	24,606	6,554	4,005	25,601	19,401	12,806	3,743	1,725
Dec										
Total	3891142	3231337	377484	116957	70006	426429	305903	172857	60575	31062

TT = Tetanus Toxioid

Source : National Institute of Health, Islamabad.

4.2 Monthly Report on HIV Treatment Centres August, 2014

S. No	Centre Name	Male		Female		Children		Transgender		Total	Total on ART
		Total	On ART	Total	On ART	Total	On ART	Total	On ART		
Federal											
1	PIMS, Islamabad	1538	631	292	155	30	11	4	4	1864	801
Punjab											
2	Mayo Hospital, Lahore	367	164	57	32	6	1	11	1	441	198
3	Services Hospital, Lahore	234	146	78	57	32	8	1	1	345	212
4	Peaditric Unit, Services Hospital, Lahore	0	0	0	0	166	78	0	0	166	78
5	Shaukat Khanum Hospital, Lahore	214	201	162	139	16	1	0	0	392	341
6	Jinnah Hospital, Lahore	681	319	215	123	0	0	27	14	923	456
7	DHQ Hospital, Sargodha	357	68	38	15	5	1	0	0	400	84
8	DHQ Hospital, D.G Khan	589	363	189	125	22	7	1	1	801	496
9	Allied Hospital, Faisalabad	338	218	32	19	0	0	0	0	370	237
10	Aziz Bhatti Hospital, Gujrat	353	219	223	158	0	0	0	0	576	377
Sindh											
11	Civil Hospital, Karachi	2056	574	207	152	27	0	31	8	2321	734
12	Peaditric Unit, Civil Hospital, Karachi	0	0	0	0	33	19	0	0	33	19
13	Indus Hospital, Karachi	268	131	70	34	0	0	0	0	338	165
14	Aga Khan Hospital, Karachi	0	0	0	0	26	22	0	0	26	22
15	Chandka Medical College Hospital, Larkana	497	272	109	62	14	2	0	0	620	336
Khyber Pakhtunkhwa											
16	Hayatabad Medical Complex, Peshawar	1044	735	336	243	68	29	0	0	1448	1007
17	KDA Hospital, Kohat	161	115	79	57	13	9	0	0	253	181
Balochistan											
18	Bolan Medical Complex, Quetta	93	17	21	0	4	0	0	0	118	17
Total		8790	4173	2108	1371	462	188	75	29	11435	5761

Source:- National Aids Control Programme, NIH, Islamabad.

4.3(a) Register Veterinary Medical Practitioner With PVMC- 2014

RVMP Registration for the year of 2014	Male	Female	D.V.M	M.Sc	M.Phil	Ph.D	Total
Jan	28	1	29	Nil	Nil	Nil	29
Feb	129	7	136	Nil	Nil	Nil	136
Mar	49	1	48	2	Nil	Nil	50
Apr	9	2	11	Nil	Nil	Nil	11
May	31	4	34	Nil	1	Nil	35
Jun	22	3	23	1	1	Nil	25
Jul	97	20	117	Nil	Nil	Nil	117
Aug	73	13	86	Nil	Nil	Nil	86
Sep	196	41	233	2	1	1	237
Oct	58	5	63	Nil	Nil	Nil	63
Nov	52	5	56	Nil	Nil	1	57
Dec							
Total	744	102	836	5	3	2	846

Total RVMP Registered since 1st January 2014 to 30th November 2014=846
 Total RVMP Registered since 30th May 2000 to 30th November 2014= 8742

Source:- Pakistan Veterinary Medical Council, Islamabad.

4.3(b) Registered Animal Husbandry Graduate With PVMC- 2014

RVMP Registration for the year of 2014	Male	Female	B.Sc. (Hons) A.H	M.Sc.	Ph.D	Total
Jan	Nil	Nil	Nil	Nil	Nil	Nil
Feb	Nil	Nil	Nil	Nil	Nil	Nil
Mar	3	Nil	Nil	3	Nil	3
Apr	2	Nil	2	Nil	Nil	2
May	1	Nil	Nil	1	NIL	1
Jun	1	Nil	1	Nil	Nil	1
Jul	2	Nil	Nil	2	Nil	2
Aug	Nil	Nil	Nil	Nil	Nil	Nil
Sep	Nil	Nil	Nil	Nil	Nil	Nil
Oct	Nil	Nil	Nil	Nil	Nil	Nil
Nov	Nil	Nil	Nil	Nil	Nil	Nil
Dec						
Total	9	Nil	3	6	Nil	9

Total RAHG Registered since 1st January 2013 to 30th November 2014=09
 Total RAHG Registered since 30th May 2000 to 30th November 2014= 475

Source:- Pakistan Veterinary Medical Council, Islamabad.

4.4 Tuberculosis Report (FTI) (Jul - Sep, 2014)

Provinces/Regions	TB Cases NSS+	CDR SS+**	TB All Types			CDR Total	% Treatment Success Rate* (TSR)
			Male	Female	Total		
Punjab	19722	55	23348	23537	46885	69	NA
Sindh	6588	44	6898	6570	13468	51	NA
K.P.K	3880	44		5313	10426	61	NA
Balochistan	823	26	765	1041	1806	30	NA
F.A.T.A	269	17	405	453	858	30	NA
Gilgit Baltistan	53	12	173	258	431	50	NA
AJK	437	28	618	648	1266	44	NA
ICT	92	23	170	165	335	44	NA
Pakistan	31864	48	37490	37985	75475	61	NA

CDR : Case Deduction Rate

SS+ Sputum Smear Positive

* Available One Year Lag

** Based on revised WHO estimates.


Source: National TB Control Programme NIH, Islamabad.

5. MANUFACTURING

5.1 Quantum Index Numbers of Large-Scale Manufacturing Industries

Year/month	Manufacturing (Over all)	Selected Items						
		Vegetable Ghee	Tea Blended	Cigarettes	Cotton Yarn	Cotton Cloth	Jute Goods	Paper & Board
(2005-06=100)								
2010-11	111.14	94.81	103.43	101.97	115.43	112.89	89.16	95.79
2011-12	112.44	95.76	118.91	96.60	116.03	113.23	90.03	116.64
2012-13	117.04	98.88	141.83	105.05	118.51	113.86	98.39	135.35
2013-14	121.66	102.52	160.93	100.54	120.40	114.64	97.34	150.24
2013 Nov	138.40	105.29	172.19	96.36	119.55	114.05	104.05	153.92
Dec	134.08	101.91	182.11	97.31	120.16	114.32	112.15	128.22
2014 Jan	138.47	105.64	184.55	95.59	120.35	114.98	108.86	104.73
Feb	137.26	105.92	170.89	103.05	119.81	114.18	96.57	134.62
Mar	135.35	105.64	183.64	126.27	121.20	114.85	103.91	152.84
Apr	124.13	100.71	153.53	128.44	121.15	114.45	95.46	159.52
May	118.43	104.44	147.02	134.21	121.57	115.25	87.29	165.69
Jun	115.18	102.09	148.13	62.30	121.43	114.95	81.80	157.26
Jul	110.78	103.48	171.74	81.18	121.48	115.05	81.22	172.90
Aug	113.54	102.39	177.06	84.83	121.34	114.71	85.23	185.03
Sep	116.75	108.73	184.98	90.31	120.96	114.45	93.31	183.60
Oct	114.92	100.50	179.13	85.26	120.02	114.18	83.25	173.71
Nov	115.48	105.19	190.04	83.56	119.97	114.32	90.43	157.88

QUANTUM INDEX NUMBERS OF LARGE - SCALE MANUFACTURING INDUSTRIES



5.1 Quantum Index Numbers of Large-Scale Manufacturing Industries

Year/month	Selected Items				
	Cement	Auto Mobile	Fertilizers		
			Nit Fertilizer	Phos Fertilizer	Total
(2005-2006=100)					
2010-11	154.69	103.80	126.93	93.26	96.29
2011-12	159.22	107.31	121.21	93.91	96.37
2012-13	167.29	93.54	133.94	88.40	92.49
2013-14	168.62	91.15	137.52	104.81	107.75
2013 Nov	158.50	83.83	105.93	148.26	109.74
Dec	176.15	85.16	105.78	151.01	109.85
2014 Jan	161.99	96.02	101.55	36.39	95.69
Feb	158.11	90.71	91.81	74.85	90.29
Mar	190.11	104.11	101.32	168.11	107.33
Apr	183.90	96.27	97.74	136.83	101.26
May	178.09	99.76	95.53	159.01	101.25
Jun	188.49	89.15	101.84	149.22	106.10
Jul	113.16	76.41	107.43	147.60	111.04
Aug	154.62	100.73	112.84	155.77	116.70
Sep	180.74	115.30	103.18	156.67	108.00
Oct	167.29	99.28	111.65	158.41	115.86
Nov	178.41	100.20	111.26	151.26	114.86

Contd.

5.2 Production of Manufacturing Items

Year/month	Vegetable Ghee (i)		Sugar (i)		Tea Blended (ii)	
	No. of reporting factories	Production (Tonnes)	No. of reporting factories	Production (Tonnes)	No. of reporting factories	Production (Tonnes)

(2005-06=100)

2010-11	87	1091810	78	4168721	5	65782
2011-12	87	1102861	78	4634093	5	75628
2012-13	87	1138754	78	5073501	5	90201
2013-14	87	1180619	78	5582353	5	102352
2013 Nov	87	101049	78	61050	5	9126
Dec	87	97806	78	1244932	5	9652
2014 Jan	87	101386	78	1495573	5	9781
Feb	87	101649	78	1418391	5	9057
Mar	87	101386	78	904594	5	9733
Apr	87	96650	78	398546	5	8137
May	87	100232	78	27388	5	7792
Jun	87	97978	78	31879	5	7851
Jul	87	97996	78	0	5	8816
Aug	87	90903	78	0	5	9384
Sep	87	104347	78	0	5	9957
Nov	87	100949	78	11620	5	10072

Contd.

5.2 Production of Manufacturing Items

Year/month	Beverages (iii) *		Cigarettes (ii)		
	No. of reporting factories	Production (000 litres)	No. of reporting factories	Production (Million Nos.)	
(2005-2006=100)					
2010-11	...	1490983	14	65403	
2011-12	...	1812430	14	61954	
2012-13	...	2077729	14	67377	
2013-14	...	2510288	14	64482	
2013	Nov	...	174745	14	5150
	Dec	...	110677	14	5201
2014	Jan	...	126472	14	5109
	Feb	...	172437	14	5508
	Mar	...	227109	14	6749
	Apr	...	233995	14	6865
	May	...	262614	14	7173
	Jun	...	252283	14	3330
	Jul	...	274080	14	4339
	Aug	...	326267	14	4534
	Sep	...	296258	14	4827
	Oct	...	287898	14	4557
	Nov	...	295503	14	4466

*** Not available

* In the new base 2005-06 Beverages has been replaced by soft drinks, juices, syrups and squashes and liquors.

Source: (i) Ministry of Industries & Production.
(ii) Provincial Bureaus of Statistics.
(iii) Central Board of Revenue.

Contd.

5.2 Production of Manufacturing Items

Year/ month	No. of reporting factories	Cotton Textiles (Mills sector)												
		Capacity installed			Capacity worked			Spindle hours worked (Mn. No.)	Looms hours worked (Mn.No.)	Rotors hours worked (Mn.No.)	Consump- tion of Raw Cotton (Tonnes)	Total Yarn Produ- ction (Tonnes)	Surplus Yarn (Tonnes)	Total Prod- uction of Cloth(000) (Sq.m)
		No. of Spindles (000)	No. of Looms (000)	No. of Rotors (000)	No. of Spindles (000)	No. of Looms (000)	No. of Rotors (000)							
2007-08	427	11834	8	203	9960	4	124	76400	21	512	3159170	2809383	2700283	1016390
2008-09	369	10514	9	153	9406	4	71	75408	24	485	2638235	2274347	2327217	1019183
2009-10	439	11392	7	195	10632	5	140	6221	2	40	3372364	2880970	2768071	1004587
2010-11	433	11421	7	195	10757	5	143	6903	2	40	3405727	2956972	1006567	1029672
2011-12		10994	7	161	9885	---	100	---	---	---	---	---	---	---
2012 Jan	373	10994	7	161	9963	5	103	6498	2	40	231500	201000	82283	85250
Feb	373	10994	7	161	9925	5	103	6300	2	40	230575	200500	88197	85000
Mar	373	10994	7	161	9887	5	103	6382	2	40	231380	201200	88304	85350
Apr	373	10994	7	161	9906	5	104	6400	2	41	228850	199000	89483	85050
May	373	10994	7	161	9806	5	104	6491	2	41	222080	198000	89766	84500
Jun	373	10994	7	161	9893	5	103	6401	2	40	223070	198200	88626	84200
Jul	373	10994	7	161	9906	5	104	6301	2	42	236841	217900	82358	85520
Aug	373	10994	7	161	9893	5	104	6398	2	41	236640	218263	81553	85500
Sep	373	10994	7	161	9809	5	104	6400	2	40	238548	156904	81600	85600
Oct	373	10994	7	161	9893	5	109	6491	2	41	238290	219111	85590	85750
Dec	373	10995	8	171	9892	5	120	6491	2	41	238456	219669	82792	85458

Contd.

5.2 Production of Manufacturing Items

Year / month	Cotton Cloth (Mills Sector) (Thousand square metres)															Grand Total
	Fine					Medium					Coarse					
	Grey	Bleached	Dyed & Printed	Blended	Total	Grey	Bleached	Dyed & Printed	Blended	Total	Grey	Bleached	Dyed & Printed	Blended	Total	
2007-08	318397	17800	80925	41347	458469	97785	38207	212153	6803	354948	130590	18053	47859	6588	193090	1006507
2008-09	323350	20706	80446	42402	466904	101250	38695	204411	6839	351195	130882	17981	45775	6946	201584	1019683
2009-10	323595	31995	61290	44402	451282	101895	39541	204656	7839	353931	131728	18826	46620	7200	204374	1009587
2010-11	324931	23331	62626	45202	491745	103231	40877	205992	8239	351655	133064	20162	47956	7228	186272	1029672
2011-12	28205	2966	6454	4228	431006	9729	3341	14382	580	343794	19832	822	7292	686	183902	1018702
2012 Jan	--	--	--	--	40810	--	--	--	--	28843	--	--	--	--	15597	85250
Feb	--	--	--	--	40710	--	--	--	--	28768	--	--	--	--	15522	85000
Mar	--	--	--	--	10860	--	--	--	--	28868	--	--	--	--	15622	85350
Apr	--	--	--	--	40760	--	--	--	--	28768	--	--	--	--	15522	85050
May	--	--	--	--	40510	--	--	--	--	28618	--	--	--	--	15372	84500
Jun	28205	2966	6454	4228	41853	9729	3341	14382	580	28032	9916	411	3646	343	14316	84201
Jul	--	--	--	--	40920	--	--	--	--	28923	--	--	--	--	15677	85520
Aug	--	--	--	--	40710	--	--	--	--	28768	--	--	--	--	15522	85000
Sep	--	--	--	--	40895	--	--	--	--	29475	--	--	--	--	12530	85600
Oct	--	--	--	--	40926	--	--	--	--	28985	--	--	--	--	15839	85750
Nov	--	--	--	--	40910	--	--	--	--	28918	--	--	--	--	15672	85500

Source: Textile Commissioner's Organization.

Contd.

5.2 Production of Manufacturing Items

Year / month	No. of reporting factories	Jute Textiles									
		Capacity installed		Capacity worked		Production (Tonnes)				Raw Jute consumed (Bales)	
		No. of Spindles	No. of Looms	No. of Spindles	No. of Looms	Total	Hessian	Sacking	Others		
(2005-2006=100)											
2010-11	10	36076	1851	25327	1044	93174	18218	62630	12326	571874	
2011-12	94087	15960	67138	10989	...	
2012-13	102820	12748	77188	12884	...	
2013-14	101722	15142	71339	15241	...	
2013 Nov	10	36392	1755	23354	971	9061	1354	6329	1378	21961	
Dec	10	36392	1755	23476	1021	9767	1450	6967	1350	54772	
2014 Jan	10	36392	1755	23476	1021	9482	1467	6644	1371	...	
Feb	10	36392	1755	23476	1021	8410	1349	5953	1108	...	
Mar	10	36392	1755	23476	1021	9049	1421	6206	1422	...	
Apr	10	36392	1755	23476	1021	8313	1047	6077	1189	...	
May	10	36392	1755	23476	1021	7602	992	5225	1385	...	
Jun	10	36392	1755	23476	1021	7124	987	4876	1261	...	
Jul	10	36392	1755	23476	1021	7073	968	4883	1222	...	
Aug	10	36392	1755	23476	1021	7422	1044	5200	1178	...	
Sep	10	36392	1755	23476	1021	7422	1043	5619	1464	...	

Contd.

5.2 Production of Manufacturing Items

Year/month	Paper		Paper Board	
	No. of reporting factories	Production (Tonnes)	No. of reporting factories	Production (Tonnes)
(2005-2006=100)				
2010-11	19	228675	26	206065
2011-12	19	246342	26	283025
2012-13	19	232361	26	381938
2013-14	19	214298	26	467541
2013 Nov	19	15798	26	42416
Dec	19	15559	26	32933
2014 Jan	19	15079	26	24532
Feb	19	15616	26	35296
Mar	19	18042	26	39764
Apr	19	19918	26	40414
May	19	17600	26	45065
Jun	19	16596	26	42882
Jul	19	20490	26	41221
Aug	19	16782	26	43092
Sep	19	18398	26	43773
Oct	19	18796	26	41415
Nov	19	20106	26	37640

Contd.

5.2 Production of Manufacturing Items

Year / month	Chemicals (Tonnes)				
	No. of reporting factories	Soda Ash (i)	Caustic Soda (i)	Sulphuric Acid (ii)	Chlorine Gas (ii)
(2005-2006=100)					
2010-11	12	378048	172031	114773	15157
2011-12	12	370743	179097	100403	15770
2012-13	12	366238	182869	89431	15495
2013-14	12	409148	167465	85773	14902
2013 Nov	12	32182	15324	7223	1256
Dec	12	34394	13758	10286	1202
2014 Jan	12	34048	11554	7153	1080
Feb	12	31205	11352	3555	1287
Mar	12	35034	14068	7868	1291
Apr	12	38225	13995	6362	1302
May	12	40138	15087	6176	1110
Jun	12	33788	13613	6171	1099
Jul	12	37942	14146	6491	1176
Aug	12	37603	15203	6143	1052
Oct	12	37988	15214	7021	1199
Nov	12	37325	14715	6287	1425

Contd.

5.2 Production of Manufacturing Items

Year/month	Chemical Fertilizers (Tonnes) (i)						Paints & Varnishes Solid(iii)		Paints & Varnishes Liquid (iii)	
	No. of reporting factories	Urea	Super Phosphate	Ammonium Nitrate	Nitro Phosphate	DI.Amm. Phosphate	No. of reporting factories	Production (Tonnes)	No. of reporting factories	Production (000 Ltrs.)
(2005-2006=100)										
2010-11	11	4552068	173250	275061	252335	663782	102	25673	169	48924
2011-12	11	4470662	114727	432290	337624	622649	102	23026	169	38371
2012-13	11	4215088	79304	401270	291922	729917	102	28048	169	40528
2013-14	11	4930283	87754	519104	447168	693142	102	36714	169	43908
2013 Nov	11	423461	126634	40477	30840	66748	102	2899	169	3258
Dec	11	420412	4487	40345	32682	68824	102	3197	169	3359
2014 Jan	11	399378	3220	40155	33340	3332	102	3066	169	3345
Feb	11	361536	7530	36243	28658	25371	102	2933	169	3324
Mar	11	384791	9283	54016	43333	70699	102	3003	169	3449
Apr	11	382988	8557	45422	28230	60142	102	3805	169	3636
May	11	375283	8805	37416	37673	70514	102	3428	169	4124
Jun	11	404825	6006	35530	31123	66555	102	3485	169	3705
Jul	11	428831	6384	36104	33064	65480	102	3618	169	4391
Aug	11	451284	6050	35857	34109	69156	102	3476	169	3652
Sep	11	406817	5829	35302	34704	67786	102	3441	169	4705
Nov	11	431597	8410	48085	42390	61576	102	3432	169	4629

Source: (i) M/o. Industries & Production.
(ii) Provincial Bureau of Statistics.

Contd.

5.2 Production of Manufacturing Items

Year/ Month	No. of Reporting Refineries	Petroleum Products (000 Ltrs.)											Total Petroleum Products
		Jet Fuel	Kerosene	Motor Spirit	High Speed Diesel	Diesel Oil N.O.S.	Furnace Oil	Lubri- cating Oil	Jute Batching Oil	Solvent- Neptha	L.P.G.	Petroleum Products N.O.S.	
(2005-2006=100)													
2010-11	4	1054216	143637	1695852	3851414	51700	2566930	221456	3356	1052751	343250	289826	11274387
2011-12	4	890346	156877	1687118	3828574	30230	2282991	234177	3526	923630	341611	264025	10643104
2012-13	4	936028	179871	2056737	4583975	40041	2777820	224823	3489	898671	420457	272492	12394404
2013-14	4	995514	175699	2171499	5088237	60893	3041178	224608	2789	1008195	380597	279584	13428792
2013 Nov	4	70876	13110	181655	422551	5665	261431	18230	331	60423	34178	23960	1092413
Dec	4	91056	13059	187469	387624	5466	254891	17784	282	70176	31413	24899	1084125
2014 Jan	4	87709	6447	168542	405360	3932	253617	17693	276	86247	31512	17646	1079062
Feb	4	91912	8094	173268	417692	6812	282719	18261	315	90241	29481	18979	1138133
Mar	4	91623	24148	18569	418888	7283	256768	18947	219	90270	33236	22323	1150274
Apr	4	85369	14765	178814	397713	3229	219221	14657	161	80408	33942	23429	1050707
May	4	89272	14103	185150	463937	5423	262438	18825	210	102845	28378	26641	1197222
Jun	4	83665	13610	176693	447409	6833	255248	18448	219	111836	30599	29835	1184394
Jul	4	83904	14512	192238	440777	3302	256875	18337	175	91045	33593	21029	1155787
Aug	4	81008	15494	193424	424952	5136	248923	15888	144	84769	28993	19408	1118140
Sep	4	84429	17143	168826	391629	6281	235241	19587	255	84411	28699	22454	1058959
Nov	4	67680	20220	176376	388537	5420	213528	18728	325	82578	30545	24284	1028222

Source: Oil companies advisory committee (OCAC)

Contd.

5.2 Production of Manufacturing Items

Year/month	Manufacture/Assembly of Automobiles (Nos.) (i)							Bicycles (ii)	
	Cars	Jeeps (4x4)	Light commercial vehicles	Trucks	Buses	Motor Cycles	Tractors	No. of reporting factories	Production (Nos.)

(2005-2006=100)

2010-11	133972	883	19142	2810	490	1638457	70855	5	345272
2011-12	154255	451	20929	2597	568	1649532	48152	5	262096
2012-13	120332	1475	14517	1923	522	1675071	50871	5	232979
2013-14	116281	1217	17477	2674	559	1728137	34524	5	205448
2013 Nov	8072	87	3191	206	22	141038	3816	5	21094
Dec	7982	61	1121	217	30	138820	4850	5	19224
2014 Jan	10808	123	1429	203	54	156803	1651	5	17692
Feb	10318	71	1504	237	60	143195	1275	5	19080
Mar	11480	112	1628	303	35	156607	3401	5	16436
Apr	10726	79	1349	256	26	138110	4007	5	16018
May	10561	181	1308	253	30	155374	4025	5	18012
Jun	9637	127	1465	358	57	137521	1775	5	17881
Jul	7056	70	1257	216	45	144011	2062	5	12226
Aug	11170	120	1441	374	51	146905	3204	5	18178
Oct	11155	117	1476	246	26	144541	3721	5	21064
Nov	10392	96	1351	227	60	145666	4957	5	21110

Contd.

5.2 Production of Manufacturing Items

Year/month	Steel Products (Tonnes) (i)					
	Coke	Pig iron	Billets	H.R. sheets/ strips/plates/ coils	C.R. sheets/ strips/plates/ coils	Galvanized sheets
(2005-2006=100)						
2010-11	301701	433104	3913	358597	87946	5440
2011-12	192876	249135	1403	180087	25910	0
2012-13	203359	201489	0	14969	2383	0
2013-14	31924	89433	0	11605	2484	0
2013 Nov	0	3904	0	0	0	0
Dec	0	4027	0	3551	0	0
2014 Jan	0	4240	0	2784	0	0
Feb	0	7755	0	8159	0	0
Mar	0	4800	0	2440	898	0
Apr	0	2176	0	0	0	0
May	0	9420	0	8388	0	0
Jun	0	9676	0	2086	1155	0
Jul	15930	10398	36	7675	0	0
Aug	14345	14191	0	9269	1427	0
Oct	17977	3333	76	620	0	0
Nov	15880	20842	0	11791	0	0

Contd.

5.2 Production of Manufacturing Items

Year/month	Cycle Tyres (i)		Cycle Tubes (i)		Motor tyres (ii)		Motor tubes (ii)		Cement (ii)	
	No. of reporting factories	Production (000 Nos.)	No. of reporting factories	Production (000 Nos.)	No. of reporting factories	Production (000 Nos.)	No. of reporting factories	Production (000 Nos.)	No. of reporting factories	Production (000 MT)

(2005-2006=100)

2010-11	9	2879	9	6534	4	9222	4	19108	21	28716
2011-12	9	3431	9	6846	4	7011	4	20338	21	29557
2012-13	--	3429	9	7746	4	7864	4	20269	21	31055
2013-14	--	4067	9	8033	4	8770	4	20837	21	31303
2013 Nov	9	349	9	709	4	765	4	1809	21	2440
Dec	9	338	9	715	4	806	4	1729	21	2711
2014 Jan	9	340	9	668	4	741	4	1736	21	2506
Feb	9	345	9	673	4	739	4	1738	21	2446
Mar	9	338	9	675	4	748	4	1739	21	2941
Apr	9	343	9	655	4	730	4	1738	21	2845
May	9	327	9	679	4	771	4	1763	21	2755
Jun	9	352	9	641	4	715	4	1755	21	2916
Jul	9	339	9	684	4	772	4	1766	21	2060
Aug	9	380	9	752	4	709	4	1730	21	2392
Oct	9	406	9	753	4	726	4	1747	21	2588
Nov	9	428	9	817	4	753	4	1834	21	2760

Source:(i) Provincial Bureaus' of Statistics.
(ii) M/o. Industries & Production.

Contd.

5.2 Production of Manufacturing Items

Year/month	No. of reporting factories	Electric Bulbs (iii) Production (000 Nos.)	No. of reporting factories	Electric Tubes (iii) Production (000 Metres)
2010-11	6	79610	2	1180
2011-12	6	78981	2	1266
2012-13	6	79743	2	0
2013-14	6	75528	2	0
2013 Nov	6	7495	2	0
Dec	6	6670	2	0
2014 Jan	6	5661	2	0
Feb	6	5330	2	0
Mar	6	6053	2	0
Apr	6	5777	2	0
May	6	5254	2	0
Jun	6	5311	2	0
Jul	6	4353	2	3
Aug	6	5344	2	4
Sep	6	5825	2	5
Oct	6	7850	2	6
Nov	6	6515	2	7

5.2 Production of Manufacturing Items

Year/month	Sewing Machines (ii)		Electric Motors (ii)		Electric Transformers (ii)		T.V. Sets (iii)	
	No. of reporting factories	Production (Nos.)	No. of reporting factories	Production (Nos.)	No. of reporting factories	Production (Nos.)	No. of reporting factories	Production (Nos.)

(2005-2006=100)

2010-11	7	47026	23	10469	10	13691	14	425592
2011-12	7	39603	23	9126	10	23683	14	268801
2012-13	7	32876	23	7539	10	26411	14	462938
2013-14	7	19845	23	9891	10	11363	14	426374
2013 Nov	7	1718	23	841	10	717	14	35393
Dec	7	1685	23	747	10	822	14	35100
2014 Jan	7	1999	23	781	10	783	14	37597
Feb	7	1869	23	782	10	694	14	36951
Mar	7	1600	23	874	10	772	14	39931
Apr	7	707	23	877	10	1106	14	34491
May	7	2692	23	879	10	1247	14	34997
Jun	7	2595	23	847	10	1366	14	34718
Jul	7	2032	23	752	10	1939	14	34375
Aug	7	1551	23	814	10	2548	14	36024
Oct	7	1377	23	810	10	2800	14	37869
Nov	7	1298	23	756	10	2607	14	37037

Source: (i) M/o. Industries & Production
(ii) Provincial Bureaus of Statistics
(iii) Pakistan Electronic Manufacturer Association(PEMA)

6. MONEY & CREDIT

6.1 Reserve Money

(Million Rupees)

Components	2009-10	2010-11	2011-12	2012-13	2013-14
A. Currency in Circulation	1295385	1501411	1673746	1939267	2177873
B. Cash in Tills	87673	104852	110055	110867	139490
C. Other Deposits with SBP	6663	10145	8899	10523	13147
D. Bank Deposits	289566	349434	396172	475648	530746
Reserve Money (A+B+C+D)	1679287	1965842	2188872	2536305	2861256
Factor affecting Reserve Money (RM)					
A. Government Sector(1+2)	1224942	1222060	1727905	2235863	2432250
1. Budgetary Borrowings	1208651	1200660	1706008	2212823	2409794
2. Others	16291	21400	21897	23040	22456
B. Non-Govt. Sector (1+2+3)	306625	309342	284061	295111	494563
1. Claims on Scheduled Banks (a+b+c+d+e)	312680	315182	288789	300649	500041
a. Agriculture Sector	55483	53228	52131	52278	51923
b. Industrial Sector	42107	41943	42336	41057	42833
c. Export Sector	185541	190460	164768	177756	160553
d. Housing Sector	--	--	--	--	--
e. Others	29549	29551	29554	29557	244731
2. Claims on NBFIs	17628	18075	19187	18537	18597
3. Special a/c debt Repayment	-23683	-23915	-23915	-24075	-24075
C. Other Items (Net)	-231152	-179695	-211666	-128620	-555023
D. Net Domestic Assets (A+B+C)	1300415	1351707	1800300	2402354	2371790
E. Net Foreign Assets	378872	614134	388572	133951	489467
F. Reserve Money (D+E)	1679287	1965841	2188872	2536305	2861256

Contd.

6.1 Reserve Money

(Million Rupees)

Components	2013		2014	
	Nov.	Dec.	Jan.	Feb.
A. Currency in Circulation	2134640	2086655	2137754	2137141
B. Cash in Tills	122083	133340	117581	120244
C. Other Deposits with SBP1	11433	10866	10600	10661
D. Bank Deposits	475335	493540	478681	480763
Reserve Money (A+B+C+D)	2743491	2724402	2744617	2748809
Factor Affecting Reserve Money (RM)				
A. Government Sector(1+2)	2690959	2696919	2667073	2421784
1. Budgetary Borrowings	2669686	2675725	2644162	2398626
2. Others	21272	21194	22911	23159
B. Non-Govt. Sector (1+2+3)	492666	526057	526883	516695
1. Claims on Scheduled Banks(a+b+c+d+e)	498320	531811	532546	522285
a. Agriculture Sector	52161	52118	52013	52007
b. Industrial Sector	39357	39715	40496	41884
c. Export Sector	191756	201904	201962	190321
d. Housing Sector	-	-	-	-
e. Others	215045	238075	238075	238074
2. Claims on NBFIs	18421	18320	18412	18484
3. Special a/c debt Repayment	-24075	-24075	-24075	-24075
C. Other Items (Net)	-326272	-401713	-325965	-163988
D. Net Domestic Assets (A+B+C)	2857353	2821262	2867992	2774492
E. Net Foreign Assets	-113862	-96861	-123375	-25683
F. Reserve Money (D+E)	2743491	2724402	2744617	2748809

Contd.

6.1 Reserve Money

(Million Rupees)

Components	2014			
	Mar.	Apr.	May	Jun
A. Currency in Circulation	2116884	2125530	2158947	2177873
B. Cash in Tills	137143	116883	119786	139490
C. Other Deposits with SBP1	10726	12839	13623	13147
D. Bank Deposits	472541	466687	439916	530746
Reserve Money (A+B+C+D)	2737295	2721939	2732272	2861256
Factor Affecting Reserve Money (RM)				
A. Government Sector(1+2)	2300997	2189790	2298976	2432250
1. Budgetary Borrowings	2277916	2175773	2276278	2409794
2. Others	23081	23017	22699	22456
B. Non-Govt. Sector (1+2+3)	525673	521265	510926	494563
1. Claims on Scheduled Banks(a+b+c+d+e)	531310	526799	516432	500041
a. Agriculture Sector	51977	51935	51974	51923
b. Industrial Sector	44146	43802	43544	42833
c. Export Sector	181190	177065	166915	160553
d. Housing Sector	-	-	-	--
e. Others	253998	253998	253998	244731
2. Claims on NBFIs	18438	18541	18569	18597
3. Special a/c debt Repayment	-24075	-24075	-24075	-24075
C. Other Items (Net)	-163359	-250992	-507600	-555023
D. Net Domestic Assets (A+B+C)	2663312	2469064	2302303	2371790
E. Net Foreign Assets	73983	252875	429969	489467
F. Reserve Money (D+E)	2737295	2721939	2732272	2861256

Contd.

6.1 Reserve Money

(Million Rupees)

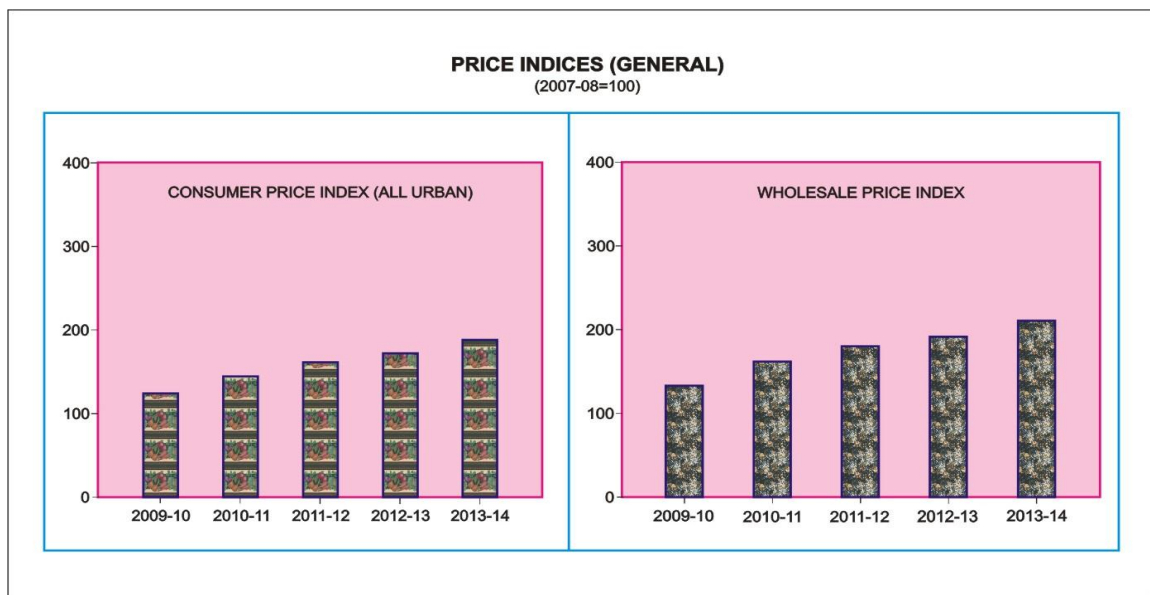
Components	2014				
	Jul.	Aug.	Sep.	Oct.	Nov.
A. Currency in Circulation	2312992	2205677	2261802	2328532	2338976
B. Cash in Tills	163246	129155	135383	134652	134601
C. Other Deposits with SBP1	13198	13316	13851	13078	13007
D. Bank Deposits	449947	514821	380463	514917	417680
Reserve Money (A+B+C+D)	2939383	2862969	2791499	2991180	2904264
Factor Affecting Reserve Money (RM)					
A. Government Sector(1+2)	2559021	2539392	2358827	2503978	2163013
1. Budgetary Borrowings	2537861	2520413	2338664	2483292	2142385
2. Others	21160	18979	20163	20686	20627
B. Non-Govt. Sector (1+2+3)	501903	465227	499753	531869	544453
1. Claims on Scheduled Banks(a+b+c+d+e)	507774	471067	505393	537484	550139
a. Agriculture Sector	51820	51792	51752	51709	51636
b. Industrial Sector	42733	42109	42260	43819	43427
c. Export Sector	168491	132434	163057	193633	206752
d. Housing Sector	--	--	--	--	--
e. Others	244731	244731	248324	248324	248324
2. Claims on NBFIs	18204	18235	18436	18460	18389
3. Special a/c debt Repayment	-24075	-24075	-24075	-24075	-24075
C. Other Items (Net)	-576268	-575867	-548711	-496969	-223768
D. Net Domestic Assets (A+B+C)	2484656	2428751	2309869	2538878	2483698
E. Net Foreign Assets	454727	434217	481629	452302	420565
F. Reserve Money (D+E)	2939383	2862969	2791499	2991180	2904264

Note: 1) Excluding IMP A/c Nos. 1,2 & SAF A/c loan, counterpart funds and deposits of foreign, government, Central Bank, international organizations and deposit money banks
2) Source agency has made some changes in table Monetary Statistics and renamed as Reserve Money
3) P = Provisional

7. PRICE

7.1 Price Indices (General) with Percentage Change

Year / month	Consumer price index (all urban)		Wholesale Price Index	
	index	Annual/monthly rate of change (%)	index	Annual/monthly rate of change (%)
(2007-08 = 100)				
2009-10	128.85	10.10	135.40	13.85
2010-11	146.45	13.66	164.17	21.25
2011-12	162.57	11.01	181.29	10.42
2012-13	174.53	7.36	194.61	7.35
2013-14	189.58	8.62	210.48	8.15
2013 Nov	191.21	1.27	212.22	0.25
Dec	188.68	-1.32	210.11	-0.99
2014 Jan	189.60	0.49	211.23	0.53
Feb	189.00	-0.32	210.94	-0.14
Mar	190.82	0.96	211.66	0.34
Apr	194.06	1.70	211.88	0.10
May	193.55	-0.26	211.71	-0.08
Jun	194.74	0.61	214.60	1.37
Jul	198.05	1.70	215.76	0.54
Aug	198.70	0.33	214.73	-0.48
Sep	199.40	0.35	215.06	0.15
Oct	199.81	0.21	214.39	-0.31
Nov	198.80	-0.51	212.26	-0.99



7.2 Combined Sensitive Price Indicator (SPI) by Quintile

Year/Month	Quintile						
	Q.1	Q.2	Q.3	Q.4	Q.5	Q.6	
(2007-08=100)							
2009 - 10	136.80	138.05	140.26	140.03	142.54	139.84	
2010 - 11	159.47	161.21	160.54	166.27	168.82	164.03	
2011 - 12	170.77	174.11	173.67	181.09	185.59	178.67	
2012 - 13	184.04	190.29	189.05	190.39	190.78	189.61	
2013 - 14	201.15	206.95	208.93	210.70	209.74	208.66	
2013	Nov	207.40	212.58	215.92	217.42	215.13	214.76
	Dec	202.14	207.70	211.31	213.30	212.02	210.78
2014	Jan	199.67	205.44	209.20	211.43	210.68	208.99
	Feb	199.49	205.12	208.79	210.92	210.16	208.55
	Mar	203.77	209.24	212.77	214.60	213.12	212.08
	Apr	203.91	209.58	212.44	214.15	212.68	211.78
	May	200.84	207.07	209.95	212.12	211.34	209.80
	Jun	203.07	209.47	212.49	214.79	214.05	212.40
	Jul	207.04	213.40	216.40	218.64	217.57	216.14
	Aug	208.76	214.85	217.62	219.57	218.08	217.08
	Sep	209.27	215.18	217.82	219.55	217.76	217.06
	Oct	209.21	215.07	217.61	219.21	217.14	216.67
	Nov	206.84	212.73	215.65	217.17	214.69	214.45

7.3 Combined Consumer Price Index Numbers by Commodity Groups

Year/month	General	Food & Non - Alcoholic Beverages	Alcoholic Beverages Tobacco	Clothing & Footwear	Housing water, Elec, Gas Fuels	H.hold Equip & Repair, Maintainance	Health	Transport	Communi- cation	Recreation & Culture	Education	Restau & Hotels	Miscellaneous goods & services
(2007-08=100)													
2009-10	128.85	139.10	136.71	119.22	122.14	123.93	114.33	132.79	109.65	127.87	119.39	140.36	133.63
2010-11	146.45	164.61	151.64	133.35	135.27	135.59	123.79	149.01	122.47	134.62	128.17	164.04	152.45
2011-12	162.57	182.77	165.01	153.45	146.17	160.28	137.97	171.39	122.94	145.35	143.83	185.82	181.47
2012-13	174.53	195.05	191.02	175.58	151.34	179.87	156.56	186.43	126.16	169.07	156.69	203.63	199.49
2013-14	189.58	211.75	223.38	198.01	164.60	195.85	167.15	195.15	129.76	183.77	172.57	228.61	210.15
2013 Nov	191.21	217.89	218.24	196.25	164.33	194.16	165.73	197.04	129.71	182.66	167.91	225.76	209.61
Dec	188.68	209.87	220.96	196.57	164.44	195.84	166.84	197.03	129.79	183.14	168.34	228.16	210.34
2014 Jan	189.60	209.65	221.80	198.27	166.94	196.75	166.85	197.19	129.79	183.35	168.48	231.12	211.23
Feb	189.00	207.34	221.77	199.16	166.96	197.91	167.50	197.33	129.82	183.42	168.48	233.32	212.47
Mar	190.82	211.97	221.82	200.29	166.99	198.85	169.93	196.22	129.85	183.72	168.53	235.52	214.42
Apr	194.06	216.45	221.91	202.73	169.46	200.99	170.58	195.61	129.80	187.95	184.84	236.98	213.15
May	193.55	213.57	223.66	205.01	169.51	202.02	172.45	195.03	129.81	188.47	188.73	238.05	215.29
Jun	194.74	214.50	259.28	206.96	169.53	204.09	172.75	195.27	129.88	188.74	190.90	238.76	215.12
Jul	198.05	220.48	265.82	209.51	171.62	204.42	173.40	198.38	129.85	188.76	191.33	239.23	216.98
Aug	198.70	221.77	266.59	210.19	171.65	205.48	173.42	198.70	129.83	189.02	191.45	239.85	218.63
Sep	199.40	221.77	266.59	210.97	171.70	207.21	174.47	205.10	129.85	189.34	191.93	242.00	219.39
Oct	199.81	221.33	266.62	211.10	173.39	207.48	174.95	204.84	129.85	189.39	192.41	242.78	220.36
Nov	198.80	220.25	266.65	213.01	174.01	208.26	175.37	190.59	129.99	189.55	192.41	242.78	220.35

**7.4: Consumer Price Index Numbers by Major Groups
and Selected Commodities
(2007-2008=100)**

Item and Specification	Weight	Index Numbers			% Change in Nov., 2014 over		
		Nov., 2014	Oct., 2014	Nov., 2013	Oct., 2014	Nov., 2013	
General	100.0000	198.79	199.81	191.21	-	0.51	+ 3.96
Food and non-alcoholic Beverages	34.8343	220.25	221.33	217.89	-	0.49	+ 1.08
1 Wheat	0.3477	211.83	210.63	220.58	+	0.57	- 3.97
2 Wheat Flour	4.1648	222.97	222.81	227.82	+	0.07	- 2.13
3 Wheat Product	0.0959	219.98	220.03	210.03	-	0.02	+ 4.74
4 Besan	0.1500	172.67	171.46	169.37	+	0.71	+ 1.95
5 Rice	1.5821	196.10	196.10	192.63	+	0.00	+ 1.80
6 Cereals	0.1563	239.07	238.48	228.10	+	0.25	+ 4.81
7 Bakery & Confectionary	1.1550	206.65	206.17	195.75	+	0.23	+ 5.57
8 Nimco	0.4574	238.29	237.62	217.02	+	0.28	+ 9.80
9 Meat	2.4303	243.83	243.17	228.77	+	0.27	+ 6.58
10 Chicken	1.3596	173.51	171.55	162.43	+	1.14	+ 6.82
11 Fish	0.2970	217.91	213.95	210.55	+	1.85	+ 3.50
12 Milk Fresh	6.6800	247.74	247.00	231.57	+	0.30	+ 6.98
13 Milk Products	0.6338	242.95	241.78	226.42	+	0.48	+ 7.30
14 Milk Powder	0.1129	225.38	225.13	198.67	+	0.11	+ 13.44
15 Eggs	0.4555	234.65	215.84	220.88	+	8.71	+ 6.23
16 Mustard Oil	0.0952	158.89	158.89	158.69	+	0.00	+ 0.13
17 Cooking Oil	1.7538	159.95	161.97	161.02	-	1.25	- 0.66
18 Vegetable Ghee	2.0714	155.25	156.90	157.09	-	1.05	- 1.17
19 Dry Fruits	0.2543	246.55	241.48	225.01	+	2.10	+ 9.57
20 Fresh Fruits	1.8649	218.51	224.17	181.97	-	2.52	+ 20.08
21 Pulse Masoor	0.2712	186.28	182.76	161.86	+	1.93	+ 15.09
22 Pulse Moong	0.2336	295.69	280.50	238.17	+	5.42	+ 24.15
23 Pulse Mash (Washed)	0.2098	229.35	226.52	188.64	+	1.25	+ 21.58
24 Pulse Gram	0.2361	172.33	169.05	162.33	+	1.94	+ 6.16
25 Gram Whole	0.1616	179.16	178.73	175.32	+	0.24	+ 2.19
26 Beans	0.0269	245.30	244.36	235.84	+	0.38	+ 4.01
27 Potatoes	0.4416	430.89	466.16	426.51	-	7.57	+ 1.03
28 Onion	0.5057	203.33	250.25	362.39	-	18.75	- 43.89
29 Tomatoes	0.4136	141.15	198.97	412.96	-	29.06	- 65.82
30 Fresh Vegetables	1.7651	253.04	242.35	264.46	+	4.41	- 4.32
31 Sugar	1.0445	205.96	212.99	215.52	-	3.30	- 4.44
32 Gur	0.0220	263.18	268.19	278.99	-	1.87	- 5.67
33 Honey	0.0446	300.07	299.70	262.05	+	0.12	+ 14.51
34 SweetMeat	0.2483	231.95	230.79	221.10	+	0.50	+ 4.91
35 Beverages	1.1990	206.90	207.93	189.74	-	0.50	+ 9.04
36 Jam, Tomato Ketchup & Pickles	0.2454	202.38	198.66	189.16	+	1.87	+ 6.99
37 Condiments	0.2656	251.93	251.20	222.38	+	0.29	+ 13.29
38 Spices	0.5441	234.33	232.46	214.54	+	0.80	+ 9.22
39 Tea	0.8377	214.72	212.06	253.04	+	1.25	- 15.14
<i>Alcoholic Beverages, Tobacco</i>	1.4135	266.65	266.62	218.24	+	0.01	+ 22.18
40 Cigarettes	1.3906	267.63	267.63	218.68	+	0.00	+ 22.38
41 Betel Leaves & Nuts	0.0229	207.58	205.62	191.56	+	0.95	+ 8.36
<i>Clothing and footwear</i>	7.5708	213.01	211.10	196.25	+	0.90	+ 8.54
42 Cotton Cloth	1.7286	207.27	206.89	182.05	+	0.18	+ 13.85
43 Woolen Cloth	0.8759	230.53	229.10	215.22	+	0.62	+ 7.11
44 Readymade Garments	0.9739	212.79	212.38	194.06	+	0.19	+ 9.65
45 Woolen Readymade Garments	0.3964	234.72	219.58	200.23	+	6.89	+ 17.23
46 Hosiery	0.5094	224.72	222.29	203.32	+	1.09	+ 10.53
47 Dopatta	0.4412	229.61	226.62	212.53	+	1.32	+ 8.04
48 Cleaning and Laundry	0.2110	235.28	234.46	216.66	+	0.35	+ 8.59
49 Tailoring	0.8840	262.50	258.78	235.52	+	1.44	+ 11.46
50 Footwear	1.5504	164.29	164.18	169.58	+	0.07	- 3.12

Contd.

**7.4: Consumer Price Index Numbers by Major Groups
and Selected Commodities
(2007-2008=100)**

Item and Specification	Weight	Index Numbers			% Change in Nov., 2014 over			
		Nov., 2014	Oct., 2014	Nov., 2013	Oct., 2014	Nov., 2013		
<i>Housing, water, Elec., Gas and other fuels</i>	29.4149	174.01	173.39	164.33	+	0.36	+	5.89
51 House Rent	21.8149	162.06	162.06	150.59	+	0.00	+	7.62
52 Construction Input Items	0.5623	236.32	236.73	221.73	-	0.17	+	6.58
53 Construction Wage Rates	0.3331	204.38	204.03	191.07	+	0.17	+	6.97
54 Water Supply	0.4971	149.92	149.92	147.52	+	0.00	+	1.63
55 Electricity	4.3985	231.52	227.44	227.44	+	1.79	+	1.79
56 Gas	1.5756	143.81	143.81	143.81	+	0.00	+	0.00
57 Kerosene Oil	0.0057	260.32	274.86	296.65	-	5.29	-	12.25
58 Firewood Whole	0.2277	268.99	266.60	256.78	+	0.90	+	4.76
<i>Furnishing and household equipment</i>	4.2082	208.26	207.48	194.16	+	0.38	+	7.26
59 Furniture	0.3315	200.00	198.76	183.52	+	0.62	+	8.98
60 Household Textiles	0.6489	205.12	203.12	190.35	+	0.98	+	7.76
61 Household Equipment	0.5936	172.08	171.71	165.35	+	0.22	+	4.07
62 Utensils	0.3212	209.64	209.01	195.29	+	0.30	+	7.35
63 Plastic Products	0.2547	199.79	198.24	189.62	+	0.78	+	5.36
64 Washing Soaps & Detergents	0.7893	222.79	222.35	212.44	+	0.20	+	4.87
65 Sewing Needle & Dr Cell	0.1496	183.61	183.04	172.30	+	0.31	+	6.56
66 Household Servant	1.0432	226.02	225.87	205.48	+	0.07	+	10.00
67 Marriage Hall Charges	0.0762	230.24	227.81	206.52	+	1.07	+	11.49
<i>Health</i>	2.1868	175.37	174.95	165.73	+	0.24	+	5.82
68 Drugs & Medicines	1.2667	147.26	146.84	142.19	+	0.29	+	3.57
69 Medical Equipments	0.0080	221.31	221.31	209.63	+	0.00	+	5.57
70 Doctor (MBBS) Clinic Fee	0.5904	236.75	236.75	216.61	+	0.00	+	9.30
71 Medical Tests	0.3217	172.27	171.03	163.95	+	0.73	+	5.07
<i>Transport</i>	7.2023	190.59	204.84	197.04	-	6.96	-	3.27
72 Motor Vehicles	0.6630	163.75	163.73	160.81	+	0.01	+	1.83
73 Motor Vehicle Accessories	0.2439	229.63	229.28	221.31	+	0.15	+	3.76
74 Motor Fuel	3.0269	175.69	187.14	194.85	-	6.12	-	9.83
75 Mechanical Service	0.4552	209.51	207.30	197.52	+	1.07	+	6.07
76 Motor Vehicle Tax	0.1099	210.18	210.18	153.74	+	0.00	+	36.71
77 Transport Services	2.7034	206.36	231.90	207.87	-	11.01	-	0.73
<i>Communication</i>	3.2198	129.99	129.85	129.71	+	0.11	+	0.22
78 Postal Services	0.0662	221.37	216.26	215.89	+	2.36	+	2.54
79 Communication & Apparatus	3.1536	128.07	128.04	127.90	+	0.02	+	0.13
<i>Recreation and culture</i>	2.0227	189.55	189.39	182.66	+	0.08	+	3.77
80 Recreation & Culture	0.8634	128.04	127.84	126.38	+	0.16	+	1.31
81 Text Books	0.5706	280.89	280.89	267.10	+	0.00	+	5.16
82 Newspapers	0.1934	175.42	175.42	170.49	+	0.00	+	2.89
83 Stationery	0.3953	198.96	198.56	189.69	+	0.20	+	4.89
<i>Education</i>	3.9431	192.41	192.41	167.91	+	0.00	+	14.59
84 Education	3.9431	192.41	192.41	167.91	+	0.00	+	14.59
<i>Restaurants and hotels</i>	1.2286	242.78	242.78	225.76	+	0.00	+	7.54
85 Readymade Food	1.2286	242.78	242.78	225.76	+	0.00	+	7.54
<i>Misc. goods and services</i>	2.7550	220.35	220.36	209.61	+	0.00	+	5.12
86 Personal Care	1.4935	204.40	204.03	191.32	+	0.18	+	6.84
87 Cosmetics	0.3853	185.73	183.89	174.38	+	1.00	+	6.51
88 Blades	0.0322	185.42	184.82	180.83	+	0.32	+	2.54
89 Personal Equipments	0.8440	265.71	267.26	259.16	-	0.58	+	2.53

**7.5 Combined Consumer Price Index Numbers by Quintiles
and Major Commodity Groups
November, 2014
(2007-2008=100)**

Income Quintiles	General	Food and non-alcoholic Beverages	Alcoholic Beverages, Tobacco	Clothing and footwear	Housing, water, Elec., Gas and other fuels	Furnishing and household equipment maintenance	Health	Transport	Communication	Recreation and culture	Education	Restaurants and hotels	Misc. goods and services
Aggregate	198.79	220.25	266.65	213.01	174.01	208.26	175.37	190.59	129.99	189.55	192.41	242.78	220.35
Income Quintile 1	201.16	219.78	275.20	211.10	162.08	210.21	168.63	201.08	118.21	203.06	201.07	242.37	218.10
Income Quintile 2	202.37	220.18	274.75	211.29	171.99	208.75	171.10	197.10	118.34	200.78	199.13	243.14	217.13
Income Quintile 3	202.38	220.15	273.65	211.77	176.22	206.56	172.89	194.79	120.37	197.37	195.31	242.89	217.91
Income Quintile 4	201.65	220.25	272.64	212.55	178.28	204.89	175.47	191.62	124.74	192.21	195.52	242.71	218.18
Income Quintile 5	195.96	220.39	257.35	214.41	174.36	209.17	177.86	189.09	135.37	183.47	190.55	242.78	222.69

**7.6 Combined Consumer Price Index Numbers by Quintile,
Major Commodity Groups for Selected Cities
November, 2014
(2007-2008=100)**

Cities	General	Food and non-alcoholic Beverages	Alcoholic Beverages, Tobacco	Clothing and footwear	Housing, water, Elec., Gas and other fuels	Furnishing and household equipment maintenance	Health	Transport	Communication	Recreation and culture	Education	Restaurants and hotels	Misc. goods and services
--------	---------	----------------------------------	------------------------------	-----------------------	--	--	--------	-----------	---------------	------------------------	-----------	------------------------	--------------------------

Income Quintile 1

Rawalpindi	207.68	225.54	281.25	224.27	178.12	219.57	196.60	220.77	104.44	216.90	246.99	234.29	216.64
Islamabad	212.28	223.23	275.37	221.13	165.94	222.88	197.58	230.62	111.29	303.20	654.39	216.56	221.75
Lahore	196.59	231.55	270.11	194.19	144.27	231.30	177.36	197.39	104.42	214.42	187.24	233.61	254.14
Gujranwala	196.11	219.13	272.76	203.50	157.17	218.72	154.38	183.77	111.41	220.70	157.20	220.50	207.53
Sialkot	192.67	218.09	286.78	170.86	159.38	176.02	138.40	200.91	115.79	302.05	157.25	201.55	190.84
Faisalabad	195.05	209.52	272.08	191.83	171.10	190.65	160.37	197.89	121.80	235.63	147.70	258.87	202.42
Multan	198.15	214.22	264.16	194.30	170.58	202.37	160.49	191.51	137.29	224.74	156.28	237.82	200.59
Sargodha	210.80	215.07	278.73	202.80	203.31	246.78	168.78	234.55	111.87	248.02	158.84	300.18	215.83
Bahawalpur	210.28	213.73	278.76	240.99	194.25	224.06	157.92	186.84	175.92	261.99	208.59	190.97	205.05
Karachi	190.59	212.37	271.72	205.31	145.75	231.05	159.73	157.77	117.30	183.69	158.95	229.90	247.33
Hyderabad	187.30	213.87	276.02	179.56	143.61	184.02	160.28	179.92	112.36	163.01	198.01	203.07	190.03
Sukkur	199.84	214.58	256.90	233.75	153.22	210.00	152.50	167.56	110.90	165.71	223.15	262.34	199.72
Larkana	208.88	214.76	282.82	210.23	194.87	221.84	258.98	175.14	125.14	177.91	164.18	257.02	252.25
Peshawar	207.06	212.69	271.53	259.75	166.12	234.94	190.68	200.73	112.69	265.42	277.77	254.04	292.80
Bannu	209.26	220.60	277.56	193.23	199.43	234.10	152.12	207.09	108.68	232.57	181.03	287.57	220.73
Quetta	195.96	216.14	291.91	171.82	168.22	179.77	164.02	214.17	124.60	176.72	243.72	235.73	195.96
Khuzdar	204.00	221.95	280.32	197.48	163.77	200.12	174.34	213.47	131.00	165.64	183.07	352.50	190.66

Income Quintile 2

Rawalpindi	209.60	226.44	279.69	223.64	182.21	218.97	198.62	235.82	106.14	250.72	256.99	234.68	216.66
Islamabad	208.18	223.01	282.08	228.74	161.60	217.63	186.41	216.19	108.89	227.53	547.22	222.25	213.79
Lahore	195.38	231.47	274.28	193.70	145.67	235.38	172.33	188.68	104.02	214.31	192.75	235.07	248.50
Gujranwala	195.48	219.30	275.38	200.06	159.84	212.41	153.49	181.22	112.28	235.96	146.54	231.91	207.45
Sialkot	190.03	215.39	286.46	174.58	162.03	173.17	141.67	188.30	121.61	329.59	155.96	202.46	177.46
Faisalabad	193.40	209.09	274.16	193.35	173.41	196.53	159.10	193.36	117.51	228.77	138.83	248.05	202.18
Multan	197.45	215.47	263.93	193.64	173.39	198.79	157.06	185.66	130.44	231.07	156.16	232.49	199.31
Sargodha	210.06	213.71	274.26	201.66	206.64	248.22	173.65	219.86	105.17	258.75	169.15	294.08	219.74
Bahawalpur	208.27	212.82	277.58	235.54	196.15	229.23	163.22	172.93	175.25	253.10	184.62	201.58	205.45
Karachi	191.43	214.22	270.16	202.13	149.27	222.01	158.53	161.42	121.15	180.89	165.13	229.54	232.87
Hyderabad	187.32	214.03	274.98	179.92	146.93	186.29	164.84	181.53	113.66	159.42	226.74	198.35	192.08
Sukkur	198.79	214.58	249.48	233.23	156.74	205.27	155.23	170.37	108.54	167.17	218.01	261.36	198.17
Larkana	211.56	217.88	281.90	212.91	198.20	216.25	268.30	179.19	131.44	176.81	166.06	257.63	248.73
Peshawar	205.79	212.45	276.97	261.78	168.43	231.14	185.34	195.81	120.08	244.14	253.56	253.57	286.43
Bannu	206.50	219.84	270.71	192.22	196.00	228.29	152.07	206.33	114.31	219.40	191.38	277.78	234.88
Quetta	195.27	216.66	285.81	172.29	171.74	181.07	164.95	199.12	119.60	178.95	219.37	235.24	195.82
Khuzdar	203.75	222.81	273.77	195.77	157.02	212.40	181.22	207.83	134.07	176.56	178.97	347.50	187.09

Contd.

**7.6 Combined Consumer Price Index Numbers by Quintile,
Major Commodity Groups for Selected Cities
November, 2014
(2007-2008=100)**

Cities	General	Food and non-alcoholic Beverages	Alcoholic Beverages, Tobacco	Clothing and footwear	Housing, water, Elec., Gas and other fuels	Furnishing and household equipment maintenance	Health	Transport	Communication	Recreation and culture	Education	Restaurants and hotels	Misc. goods and services
--------	---------	----------------------------------	------------------------------	-----------------------	--	--	--------	-----------	---------------	------------------------	-----------	------------------------	--------------------------

Income Quintile 3

Rawalpindi	208.92	225.16	275.28	226.81	178.86	216.33	207.70	214.30	110.45	236.71	255.09	235.91	220.23
Islamabad	208.45	223.20	262.66	222.78	155.54	215.49	180.58	215.81	113.01	216.22	707.37	218.08	227.86
Lahore	194.05	232.50	272.22	194.66	136.51	235.08	171.98	187.28	107.06	214.83	183.93	232.88	249.34
Gujranwala	192.88	218.27	274.02	203.61	149.73	207.67	152.43	174.82	116.83	211.78	146.91	220.86	207.44
Sialkot	189.77	215.99	266.77	175.39	155.90	179.13	141.65	181.24	128.70	303.27	150.38	198.92	179.79
Faisalabad	191.05	209.45	270.12	193.04	166.18	196.56	158.85	184.65	119.31	226.86	141.39	236.88	202.65
Multan	195.45	214.89	263.00	192.19	167.24	191.41	158.61	185.38	133.59	221.55	151.19	226.26	199.11
Sargodha	208.22	211.83	272.47	201.84	208.10	247.44	167.26	211.11	110.44	251.48	154.55	301.91	217.97
Bahawalpur	207.85	212.48	283.36	238.91	192.89	232.81	156.97	175.81	175.76	239.54	188.58	203.29	208.08
Karachi	191.08	215.01	272.24	199.75	141.08	216.18	156.80	163.93	123.00	180.02	170.36	232.06	230.73
Hyderabad	185.00	213.99	274.49	180.95	135.75	187.35	163.85	180.89	123.08	162.93	222.19	195.79	195.98
Sukkur	195.71	214.57	249.35	233.98	143.24	207.34	148.68	170.83	110.22	168.65	223.86	256.36	198.68
Larkana	211.00	219.50	272.57	210.79	196.77	213.03	255.05	180.76	132.81	175.33	161.82	254.08	263.02
Peshawar	202.81	211.33	267.85	262.48	160.60	231.41	182.91	198.31	118.45	225.38	266.09	254.60	276.22
Bannu	205.05	220.75	276.64	199.08	190.79	216.27	154.24	190.33	116.77	209.15	176.67	277.71	233.81
Quetta	192.65	215.78	272.81	172.09	166.98	180.93	165.45	188.33	118.98	176.01	232.66	229.31	192.76
Khuzdar	200.66	224.06	268.98	191.50	148.16	211.10	187.97	196.58	136.24	172.28	177.92	340.18	188.67

Income Quintile 4

Rawalpindi	209.11	223.74	272.83	230.37	185.86	219.33	210.28	214.70	112.67	214.80	233.04	239.84	225.17
Islamabad	210.16	223.32	260.15	222.70	162.06	214.95	190.38	220.04	123.81	203.30	628.66	219.32	224.23
Lahore	193.43	232.90	268.76	194.15	150.49	233.97	169.41	182.31	111.81	205.42	182.53	230.62	247.35
Gujranwala	193.05	217.47	267.66	205.83	162.31	196.78	156.74	170.89	122.28	210.34	147.14	220.73	202.18
Sialkot	190.52	215.74	270.20	176.17	170.33	173.65	142.51	180.68	136.17	271.47	150.14	196.78	176.58
Faisalabad	190.21	209.99	268.91	193.90	175.59	196.81	157.36	180.14	122.71	209.96	135.27	238.80	206.08
Multan	196.21	215.26	259.44	193.29	181.02	191.70	154.50	181.50	136.33	210.51	153.34	220.00	203.42
Sargodha	208.61	212.17	267.87	203.44	211.38	253.44	168.52	207.26	116.26	279.35	148.67	300.66	219.13
Bahawalpur	206.27	211.63	276.47	237.02	200.30	226.51	159.81	169.34	175.41	232.42	190.78	195.46	212.49
Karachi	191.98	216.27	272.91	200.06	154.35	219.70	156.52	166.89	127.08	178.23	175.26	233.60	230.36
Hyderabad	186.34	214.81	272.94	180.96	151.04	184.99	164.77	178.85	129.09	163.01	221.17	197.32	199.44
Sukkur	197.04	214.63	241.95	233.79	160.70	207.15	152.15	171.11	116.72	165.95	222.63	254.54	203.74
Larkana	213.70	223.31	249.23	209.80	203.77	210.87	266.66	176.75	140.25	174.07	181.65	255.36	272.72
Peshawar	203.61	212.08	262.62	262.75	171.94	224.26	192.98	189.94	123.94	227.66	251.74	257.22	272.33
Bannu	206.16	222.76	281.62	203.59	190.95	225.12	150.48	202.88	117.42	198.03	175.48	278.69	240.09
Quetta	193.49	215.03	265.25	176.12	175.00	179.65	164.64	190.76	121.79	172.30	241.74	228.83	192.93
Khuzdar	203.34	225.48	275.58	192.46	165.77	219.75	186.89	194.70	139.02	173.17	175.87	328.51	198.65

Contd.

**7.6 Combined Consumer Price Index Numbers by Quintile,
Major Commodity Groups for Selected Cities
November, 2014
(2007-2008=100)**

Cities	General	Food and non-alcoholic Beverages	Alcoholic Beverages, Tobacco	Clothing and footwear	Housing, water, Elec., Gas and other fuels	Furnishing and household equipment maintenance	Health	Transport	Communication	Recreation and culture	Education	Restaurants and hotels	Misc. goods and services
--------	---------	----------------------------------	------------------------------	-----------------------	--	--	--------	-----------	---------------	------------------------	-----------	------------------------	--------------------------

Income Quintile 5

Rawalpindi	208.41	225.65	250.51	230.74	186.82	216.19	201.18	208.56	125.15	199.43	249.96	235.36	249.55
Islamabad	201.80	222.72	241.17	224.37	160.41	222.42	191.93	211.37	128.33	197.93	384.37	220.38	240.85
Lahore	188.32	234.04	242.88	196.96	150.30	227.42	169.77	184.70	125.15	198.03	175.98	236.74	246.12
Gujranwala	188.40	217.70	252.05	208.35	162.73	180.30	154.28	172.06	133.76	191.30	143.54	218.62	209.23
Sialkot	186.43	215.09	247.88	178.75	169.18	172.33	147.85	181.58	137.99	248.40	146.39	199.34	183.13
Faisalabad	187.82	211.28	249.29	193.11	175.50	206.32	152.36	183.20	129.64	200.63	153.66	224.79	212.48
Multan	191.81	216.33	233.64	192.38	181.28	185.35	152.81	186.36	138.63	204.40	154.12	220.97	205.73
Sargodha	211.62	213.36	271.65	212.49	209.75	336.64	163.75	198.73	125.15	239.53	146.12	305.65	230.12
Bahawalpur	204.82	213.06	238.53	237.97	201.23	227.20	154.01	172.37	176.03	228.33	193.04	193.39	220.17
Karachi	190.59	219.21	260.34	202.73	152.79	260.62	157.39	183.71	138.37	172.30	182.39	236.44	231.94
Hyderabad	183.68	216.07	256.92	183.65	151.91	168.62	163.78	181.69	137.96	157.83	215.49	198.40	211.85
Sukkur	194.82	215.25	227.64	233.53	161.55	199.72	147.60	175.79	127.64	166.62	250.72	251.07	209.07
Larkana	212.29	223.03	237.19	209.22	205.30	206.91	278.51	177.28	143.95	165.60	234.96	254.28	261.89
Peshawar	199.89	212.69	242.92	259.94	169.93	219.54	177.53	196.57	129.50	189.35	252.73	253.93	259.33
Bannu	200.26	219.65	283.75	195.00	191.33	196.41	148.86	172.69	120.39	203.24	203.71	294.21	225.91
Quetta	192.42	214.55	232.08	176.65	177.71	166.39	159.11	188.98	129.25	169.68	242.79	234.93	200.88
Khuzdar	198.35	222.64	234.92	198.69	158.29	216.55	175.39	185.98	146.68	177.90	169.37	345.27	220.72

Aggregate

Rawalpindi	208.10	225.15	262.46	229.87	184.32	216.76	203.49	210.39	121.01	207.57	247.74	236.29	241.30
Islamabad	201.97	222.81	245.70	224.22	158.83	221.88	191.26	211.76	127.59	199.80	396.87	220.34	239.19
Lahore	190.66	233.12	260.34	195.49	147.57	229.49	170.45	184.79	118.63	204.22	178.84	234.90	247.31
Gujranwala	192.04	218.14	265.90	205.07	160.48	193.57	154.74	173.06	124.93	207.66	146.10	220.38	206.86
Sialkot	188.38	215.63	265.57	176.55	166.01	173.87	144.13	181.88	134.92	271.60	148.99	198.95	180.58
Faisalabad	190.54	209.97	266.51	193.17	173.81	201.69	156.76	184.15	124.79	215.42	146.22	237.78	206.80
Multan	194.20	215.49	254.46	192.87	177.17	188.92	155.16	185.64	136.88	211.64	153.87	223.18	203.17
Sargodha	209.63	212.89	271.97	204.53	208.63	282.78	168.02	206.39	116.93	255.87	152.01	301.88	221.92
Bahawalpur	206.82	212.87	269.40	238.09	198.18	227.48	157.20	173.19	175.81	238.23	192.43	195.03	212.46
Karachi	190.21	217.31	266.26	201.74	149.60	249.98	157.20	178.76	134.14	175.13	179.88	234.93	231.76
Hyderabad	185.30	214.78	269.99	181.57	148.63	176.88	163.90	180.85	130.43	160.52	218.01	197.77	203.29
Sukkur	196.73	214.73	242.33	233.67	157.55	204.93	151.13	172.58	118.03	166.84	232.55	255.80	203.02
Larkana	211.70	219.51	267.38	210.65	200.88	213.15	265.83	177.78	135.84	173.87	196.01	255.61	260.57
Peshawar	202.21	212.31	264.01	261.08	168.77	223.45	182.53	196.09	125.68	212.06	253.99	254.59	269.96
Bannu	205.28	220.97	277.60	197.64	193.26	216.80	151.55	189.98	116.82	207.60	186.81	283.10	231.30
Quetta	193.42	215.40	256.17	174.64	174.41	175.27	162.99	190.32	123.95	173.32	238.43	232.03	196.13
Khuzdar	202.88	223.24	271.19	195.05	162.17	211.04	181.59	200.91	136.04	172.68	177.29	343.32	196.21

**7.7 Combined Consumer Price Index Numbers by Income Groups/City
and Commodity Groups for all Centers Covered in CPI
November, 2014
(2007-2008=100)**

Cities	General	Food and non-alcoholic Beverages	Alcoholic Beverages, Tobacco	Clothing and footwear	Housing, water, Elec., Gas and other fuels	Furnishing and household equipment maintenance	Health	Transport	Communication	Recreation and culture	Education	Restaurants and hotels	Misc. goods and services	
Rawalpindi	01	208.10	225.15	262.46	229.87	184.32	216.76	203.49	210.39	121.01	207.57	247.74	236.29	241.30
Islamabad	02	201.97	222.81	245.70	224.22	158.83	221.88	191.26	211.76	127.59	199.80	396.87	220.34	239.19
Attock	03	193.55	213.82	255.19	214.83	151.41	206.53	162.69	199.52	118.99	187.90	204.70	240.72	263.19
Jhelum	04	198.52	217.65	263.58	221.26	164.02	208.12	165.20	206.99	125.78	216.00	282.78	225.23	205.58
Lahore	05	190.66	233.12	260.34	195.49	147.57	229.49	170.45	184.79	118.63	204.22	178.84	234.90	247.31
Sahiwal	06	219.90	226.65	266.78	262.67	206.61	223.00	196.78	188.29	135.48	212.70	257.34	283.66	239.76
Gujranwala	07	192.04	218.14	265.90	205.07	160.48	193.57	154.74	173.06	124.93	207.66	146.10	220.38	206.86
Wazirabad	08	201.14	222.60	273.50	203.65	180.55	193.97	147.01	179.42	128.18	215.37	145.18	198.99	204.86
Sialkot	09	188.38	215.63	265.57	176.55	166.01	173.87	144.13	181.88	134.92	271.60	148.99	198.95	180.58
Faisalabad	10	190.54	209.97	266.51	193.17	173.81	201.69	156.76	184.15	124.79	215.42	146.22	237.78	206.80
Jhang	11	209.62	214.13	268.96	261.55	195.42	199.25	225.50	192.90	134.64	218.00	161.32	233.22	202.96
Multan	12	194.20	215.49	254.46	192.87	177.17	188.92	155.16	185.64	136.88	211.64	153.87	223.18	203.17
Muzaffargarh	13	203.56	226.36	257.55	219.20	169.44	195.32	165.08	182.49	140.79	223.54	162.90	255.97	200.94
D. G. Khan	14	209.82	226.01	251.13	236.33	207.55	205.10	151.13	176.55	122.18	195.62	114.17	221.96	183.18
Vehari	15	195.09	214.36	269.26	180.01	175.81	198.38	128.54	193.69	132.00	211.07	167.27	217.17	214.48
Sargodha	16	209.63	212.89	271.97	204.53	208.63	282.78	168.02	206.39	116.93	255.87	152.01	301.88	221.92
Mianwali	17	217.46	231.92	281.86	188.27	227.97	208.51	157.20	185.76	108.19	257.31	137.84	217.91	240.48
Bahawalpur	18	206.82	212.87	269.40	238.09	198.18	227.48	157.20	173.19	175.81	238.23	192.43	195.03	212.46
Bahawalnagar	19	208.68	217.36	259.32	240.22	197.55	242.73	154.65	191.33	124.48	226.38	179.89	314.83	215.98
R. Y. Khan	20	206.83	227.23	266.78	254.74	176.09	213.55	155.10	178.98	126.32	215.18	213.65	272.47	214.78
Karachi	21	190.21	217.31	266.26	201.74	149.60	249.98	157.20	178.76	134.14	175.13	179.88	234.93	231.76
Hyderabad	22	185.30	214.78	269.99	181.57	148.63	176.88	163.90	180.85	130.43	160.52	218.01	197.77	203.29
Nawabshah	23	227.56	230.66	254.56	280.95	181.71	234.60	222.44	181.58	135.75	160.28	475.17	282.45	400.47
Mirpukhas	24	200.27	219.30	276.45	186.81	177.87	181.00	162.21	185.89	114.67	155.09	231.11	282.58	221.37
Mithi	25	213.68	219.38	280.00	190.38	225.83	178.28	154.15	183.88	112.59	132.54	279.07	288.05	248.76
Sukkur	26	196.73	214.73	242.33	233.67	157.55	204.93	151.13	172.58	118.03	166.84	232.55	255.80	203.02
Larkana	27	211.70	219.51	267.38	210.65	200.88	213.15	265.83	177.78	135.84	173.87	196.01	255.61	260.57
Dadu	28	204.77	226.45	265.25	211.51	167.65	210.08	148.53	188.76	119.98	163.15	390.87	255.06	200.11
Peshawar	29	202.21	212.31	264.01	261.08	168.77	223.45	182.53	196.09	125.68	212.06	253.99	254.59	269.96
Mardan	30	230.09	215.23	267.23	283.44	229.83	224.06	172.73	208.20	123.88	238.93	416.37	274.48	301.62
Abbottabad	31	200.34	212.64	263.04	220.69	166.21	273.08	157.13	206.07	148.61	219.04	192.52	284.13	225.21
Bannu	32	205.28	220.97	277.60	197.64	193.26	216.80	151.55	189.98	116.82	207.60	186.81	283.10	231.30
D. I. Khan	33	204.50	219.98	283.73	200.01	201.39	194.10	156.93	186.82	112.29	168.81	206.63	258.55	205.68
Mingora	34	219.17	226.63	278.20	258.32	181.23	224.45	197.56	208.90	130.35	224.15	205.98	297.70	345.44
Quetta	35	193.42	215.40	256.17	174.64	174.41	175.27	162.99	190.32	123.95	173.32	238.43	232.03	196.13
Turbat	36	203.75	212.57	299.10	189.39	204.74	215.71	174.09	172.43	118.43	146.41	174.67	214.90	206.04
Gawadar	37	199.76	221.46	248.63	196.38	171.94	208.97	162.94	171.16	108.49	119.08	206.81	214.56	204.09
Loralai	38	209.65	222.10	268.77	205.88	198.66	177.15	196.24	194.94	114.25	186.98	187.33	285.97	251.51
Khuzdar	39	202.88	223.24	271.19	195.05	162.17	211.04	181.59	200.91	136.04	172.68	177.29	343.32	196.21
D. M. Jamali	40	205.05	223.75	275.14	197.39	178.05	196.91	163.28	192.66	122.49	155.04	224.35	279.92	199.31

7.8 Index Numbers of Wholesale Prices by Commodity Groups

Year / month	General	Agriculture Forestry & Fishery Product	Ores & Minerals electricity gas & water	Food product Beverages & tobacco Textile Apparel & Leather Product	Other transportable Goods	Metal product Machinery & Equipment
(2007-08=100)						
2009-10	135.40	142.02	139.76	135.02	135.41	111.10
2010-11	164.17	183.20	159.13	166.49	155.77	128.10
2011-12	181.29	185.04	182.74	176.07	194.64	152.55
2012-13	194.61	198.23	211.17	188.39	203.93	159.29
2013-14	158.88	165.52	163.62	156.11	162.99	132.02
2013 Nov	212.22	220.76	243.77	201.99	216.87	168.01
Dec	210.11	212.36	243.89	200.91	218.3	168.65
2014 Jan	211.23	216.41	243.69	201.47	217.85	168.90
Feb	210.94	214.62	243.36	201.73	218.22	169.45
Mar	211.66	217.63	243.45	201.93	217.63	169.53
Apr	211.88	221.91	243.12	202.07	213.45	170.06
May	211.71	223.55	242.36	201.29	212.29	170.11
Jun	214.60	228.53	242.45	204.31	214.75	171.26
Jul	215.76	230.64	242.67	205.5	215.63	171.57
Aug	214.72	224.73	242.91	207.15	215.14	172.17
Sep	215.06	225.47	242.99	207.86	214.53	172.76
Oct	214.39	222.72	244.75	208.83	212.36	172.85
Nov	212.26	219.26	247.62	207.9	206.62	172.72

7.9 Index Numbers of Wholesale Prices by Commodities

AGRICULTURE FORESTRY & FISHERY											
Year/month	Wheat	Maize	Rice	Sorghum/ Jowar	Millet/ Bajra	Vege- tables	Fresh Fruits	Dry Fruits	Cotton Seeds	Other oil Seeds	Edible Roots Potatoes

(2007-08=100)

2009-10	157.54	115.02	111.40	158.39	107.75	151.74	106.02	137.88	144.08	122.94	162.12
2010-11	159.53	150.61	123.39	195.10	127.61	173.43	129.19	161.97	171.48	141.73	201.45
2011-12	163.44	159.77	149.45	191.12	153.77	211.52	175.48	181.96	189.55	166.98	175.20
2012-13	188.52	174.74	165.42	211.29	177.02	216.66	216.05	181.47	168.92	177.67	162.82
2013-14	227.13	185.28	177.67	279.98	179.06	254.41	226.73	201.66	185.58	178.30	314.12
2013 Nov	231.90	178.94	176.47	263.55	179.40	367.68	194.51	197.11	168.77	178.95	472.04
Dec	244.00	175.94	176.55	248.44	175.79	220.02	183.06	201.08	168.48	182.45	296.10
2014 Jan	243.48	176.18	177.05	276.14	174.47	215.08	187.74	203.14	188.10	184.14	217.35
Feb	246.93	178.62	177.64	277.39	171.25	183.62	195.94	205.28	191.11	183.54	227.80
Mar	250.86	180.57	178.17	289.35	174.91	195.18	213.00	207.33	197.27	183.71	288.60
Apr	232.52	188.84	179.08	304.45	173.13	236.30	258.23	208.07	209.33	172.46	400.84
May	204.31	190.14	179.49	317.54	169.81	211.50	264.24	213.82	220.44	177.64	447.26
Jun	205.99	189.74	180.08	316.79	173.02	205.05	283.76	219.20	219.90	182.36	472.92
Jul	207.97	191.76	179.66	323.08	174.47	247.48	321.25	217.95	231.50	190.46	543.47
Aug	214.37	193.63	180.50	328.11	174.19	304.25	256.65	217.97	216.43	189.39	550.88
Sep	214.19	195.66	181.27	307.35	173.72	322.71	244.99	218.98	192.17	190.46	504.54
Oct	215.03	193.55	182.99	286.45	177.35	302.11	250.21	220.55	186.82	186.54	535.17
Nov	216.76	191.93	181.10	280.16	171.52	285.84	210.77	220.92	188.86	188.07	483.87

Contd.

7.9 Index Numbers of Wholesale Prices by Commodities

Year/month	AGRICULTURE FORESTRY & FISHERY											
	Stimulant & spice crops	Pulses	Sugar crops	Fibre crops	Unmanufactured tobacco	Poultry	Milk from bovine animals	Eggs	Raw animal material / wool	Hides&fur skins wool	Fuel wood in logs	Fishes fresh or chilled

(2007-08=100)

2009-10	159.91	144.32	208.66	162.63	142.50	156.00	135.32	153.07	88.65	99.97	129.86	137.63
2010-11	212.69	169.24	287.34	280.76	156.10	163.53	157.40	148.79	113.86	106.92	151.43	136.35
2011-12	187.89	212.28	273.92	195.07	167.72	186.89	190.29	180.67	134.34	131.07	190.47	144.71
2012-13	184.68	204.81	267.92	193.56	171.49	178.40	213.81	191.02	138.84	139.08	215.48	191.11
2013-14	316.66	186.74	267.92	217.41	186.62	202.88	225.98	200.17	155.22	145.20	238.11	247.73
2013 Nov	275.65	178.53	267.92	212.61	181.11	159.59	223.35	230.34	153.55	145.71	236.04	249.22
Dec	289.64	186.65	267.92	210.20	187.30	185.85	224.04	245.62	153.55	147.61	238.23	249.61
2014 Jan	329.72	187.07	267.92	226.32	188.70	238.28	224.04	218.04	156.85	147.80	239.54	243.95
Feb	343.03	189.21	267.92	224.80	189.53	193.61	224.56	207.17	158.40	146.68	241.73	244.62
Mar	355.25	191.54	267.92	217.76	190.00	210.42	226.49	246.39	157.45	147.11	242.82	244.62
Apr	371.86	190.93	267.92	209.71	195.81	219.86	230.05	173.18	157.45	145.57	242.38	244.31
May	372.30	198.71	267.92	217.38	196.08	215.25	230.92	158.06	156.33	145.23	243.47	249.76
Jun	472.58	200.37	267.92	220.08	196.08	207.92	240.49	166.88	157.03	145.85	243.47	250.37
Jul	460.25	198.96	267.92	201.65	204.74	206.33	242.57	176.03	164.70	146.12	243.47	246.21
Aug	429.22	194.38	267.92	175.37	206.81	212.06	243.95	218.87	161.50	145.14	243.47	243.89
Sep	404.43	193.89	267.92	182.68	207.00	180.11	248.75	217.31	162.90	145.38	243.47	244.41
Oct	397.61	193.91	267.92	170.48	208.01	172.75	248.92	218.07	173.82	154.93	246.31	247.49
Nov	362.38	202.21	267.92	163.54	212.62	174.87	250.31	241.19	173.82	156.37	250.46	259.83

Contd.

7.9 Index Numbers of Wholesale Prices by Commodities

Year/Month	ORES/MINERALS, GAS & ELECT.				FOOD, BEVERAGES, TOBACCO TEXTILE, APP. LEATHER TEXTILE					
	Coal not Agglomerated	Natural Gas liquified	Salt pure sodium chloride	Electrical Energy	Meat of Animals	Vegetables & fruit Juices	Dried Fruits & Nuts	Fruits & Juices	Vegetable Oil Refined	Vegetable Ghee

(2007-08=100)

2009-10	109.77	148.27	116.89	135.22	139.74	132.75	152.66	120.39	109.33	94.75
2010-11	120.42	157.03	125.80	166.98	174.86	148.78	170.78	133.20	127.91	118.21
2011-12	149.74	193.29	155.69	176.51	214.40	175.93	197.32	155.58	153.33	141.37
2012-13	209.81	197.43	175.78	226.10	228.80	186.93	219.33	158.67	157.94	141.75
2013-14	223.53	203.85	223.53	281.02	238.93	192.48	221.32	166.33	162.31	141.51
2013 Nov	223.53	204.91	217.04	287.44	239.95	192.59	224.54	165.29	160.83	141.61
Dec	223.53	205.11	220.90	287.44	239.95	193.79	223.51	166.02	161.60	142.45
2014 Jan	223.53	204.61	228.23	287.44	239.95	193.91	222.32	166.02	161.86	142.28
Feb	223.53	203.90	231.42	287.44	240.41	193.91	218.89	166.02	161.68	140.94
Mar	223.53	204.10	231.42	287.44	240.41	191.62	218.74	166.09	164.69	144.11
Apr	223.53	203.39	231.42	287.44	241.31	191.62	218.45	166.33	164.58	142.54
May	223.53	201.77	234.11	287.44	241.31	192.16	218.45	169.52	165.54	141.65
Jun	223.53	201.86	243.18	287.44	243.10	194.02	217.80	170.89	165.47	140.01
Jul	223.53	202.34	243.18	287.44	246.01	194.12	217.80	171.20	164.33	140.35
Aug	223.53	202.79	248.50	287.44	252.65	194.12	219.98	171.34	163.56	139.94
Sep	223.53	202.94	248.50	287.44	256.74	194.12	219.98	171.34	162.58	139.10
Oct	223.53	206.65	247.16	287.44	257.41	196.79	222.26	171.93	163.22	137.60
Nov	223.53	204.85	247.16	295.61	257.41	196.79	227.45	171.93	163.13	137.39

Contd.

7.9 Index Numbers of Wholesale Prices by Commodities

FOOD, BEVERAGES, TOBACCO TEXTILE, APP. LEATHER TEXTILE													
Year / month	Oil cakes	Processed Liquid Milk	Milk & cream in solid form	Ice cream	Dairy Product N.E.C	Wheat Flour	Other cereal Flour	Sugar Refined	Choco late	Sugar Confectionary	Coffee & Tea	Spices	Other Food Product
(2007-08=100)													
2009-10	133.50	131.72	143.69	133.53	126.71	146.16	102.24	209.80	98.94	101.73	151.22	116.98	186.48
2010-11	150.73	154.76	190.61	139.71	141.43	146.53	135.02	251.13	99.77	101.52	165.31	162.42	244.90
2011-12	149.51	182.39	170.43	155.81	184.52	151.98	163.80	229.24	100.35	100.56	192.23	267.98	301.28
2012-13	166.19	207.70	171.54	172.43	207.02	172.24	194.72	201.93	99.19	101.34	203.24	279.84	319.16
2013-14	191.83	211.76	196.23	210.37	220.93	205.78	139.04	206.98	99.19	102.28	215.49	193.08	308.00
2013 Nov	181.80	205.54	190.96	209.79	217.26	209.15	132.04	229.71	99.19	102.28	229.47	194.28	308.23
Dec	183.79	210.94	193.72	209.79	217.26	214.45	136.20	202.31	99.19	102.28	226.18	194.39	308.23
2014 Jan	191.76	210.94	202.00	209.79	217.62	214.41	133.04	196.44	99.19	102.28	214.63	190.97	308.48
Feb	193.86	210.94	207.03	209.79	218.81	214.84	141.77	192.80	99.19	102.28	213.04	191.33	308.48
Mar	198.60	215.66	207.17	209.79	223.27	217.42	138.58	201.11	99.19	102.28	208.86	191.41	308.40
Apr	207.80	219.13	207.76	209.79	228.17	211.80	140.44	201.00	99.19	102.28	198.66	191.57	308.98
May	219.35	222.76	209.55	218.66	230.41	197.22	139.33	196.99	99.19	102.28	188.38	191.30	293.22
Jun	217.25	223.02	211.32	214.21	235.64	196.01	139.38	208.70	99.19	102.28	185.89	191.67	293.72
Jul	232.05	223.02	212.82	219.91	235.94	195.47	138.16	216.56	99.19	102.28	184.43	191.70	293.72
Aug	212.95	231.82	214.15	219.91	235.94	201.98	136.37	220.01	99.19	102.28	181.34	191.50	294.38
Sep	208.10	234.27	219.41	219.91	235.94	200.80	137.97	231.31	99.19	102.28	183.60	191.60	296.10
Oct	203.69	242.78	221.48	219.91	237.45	202.07	138.03	224.22	99.19	102.28	186.74	188.66	296.60
Nov	198.27	242.78	222.04	219.91	237.72	202.78	140.16	218.74	99.19	102.28	188.05	188.69	296.60

Contd.

7.9 Index number of wholesale prices by commodities

Year/month	FOOD, BEVERAGES, TOBACCO TEXTILE, APP. LEATHER TEXTILE									
	Mineral Water	Beverages	Tobacco Product	Cotton Yarn	Nylon Yarn	Blended Yarn	Woven Fabrics	Cotton Fabrics	Other Fabrics	Silk & Rayon Fabrics
(2007-08=100)										
2009-10	114.20	111.17	131.16	150.86	131.65	157.00	121.53	120.46	115.78	116.19
2010-11	127.10	120.80	168.69	182.87	174.17	195.31	129.39	137.84	126.16	125.75
2011-12	163.62	133.28	175.62	196.06	190.80	194.74	163.54	167.42	154.74	139.06
2012-13	168.78	137.45	208.80	208.38	181.46	193.63	196.76	175.90	166.96	152.04
2013-14	182.07	151.87	246.42	213.03	178.22	198.57	222.82	189.15	182.16	161.87
2013 Nov	181.84	150.11	242.41	221.66	181.73	201.89	224.64	187.77	179.06	161.09
Dec	181.84	152.77	242.41	215.52	181.73	201.89	226.82	187.77	179.06	161.09
2014 Jan	181.84	152.12	242.41	217.06	180.95	201.89	226.82	187.77	179.06	161.09
Feb	181.84	152.12	242.41	218.02	179.07	201.29	226.82	187.77	179.06	161.09
Mar	183.04	155.31	242.41	207.32	177.75	199.15	226.82	189.65	179.75	161.09
Apr	184.22	161.66	242.41	201.07	167.97	193.66	226.82	193.10	192.36	165.36
May	185.23	164.58	242.41	200.83	165.10	191.86	226.82	193.10	194.43	165.85
Jun	185.23	166.38	290.52	200.42	162.34	192.59	226.82	196.81	197.56	165.85
Jul	185.63	167.46	290.52	200.42	161.40	193.60	226.82	196.81	197.56	165.85
Aug	185.63	169.18	290.52	195.72	163.67	193.92	226.82	196.81	203.01	175.35
Sep	185.63	169.40	290.52	192.90	164.84	193.92	226.82	196.81	203.01	175.35
Oct	185.63	171.52	290.52	190.52	164.37	193.92	237.79	200.51	206.11	176.47
Nov	185.63	171.52	290.52	186.79	161.23	194.74	237.79	200.51	206.11	177.28

Contd.

7.9 Index numbers of wholesale prices by commodities

Year / month	FOOD, BEVERAGES, TOBACCO TEXTILE, APP. LEATHER TEXTILE										
	Towels	Blankets	Bedsheet	Quilt	Woolen Carpets	Synthetic Carpets	Hosiery Product	Ready made Garments	Leather without Hairs	Other Leather N.E.C	Foot wears
(2007-08=100)											
2009-10	124.68	112.40	123.12	108.77	103.57	134.23	111.76	109.52	104.89	107.27	101.48
2010-11	141.55	123.47	132.06	128.15	104.56	143.26	126.73	114.24	107.07	112.02	101.48
2011-12	181.78	150.59	165.52	144.49	105.11	147.81	155.38	125.21	109.08	120.09	110.49
2012-13	202.34	179.22	201.81	150.78	106.55	116.43	176.65	137.23	111.60	130.47	134.42
2013-14	231.49	205.36	230.69	166.21	110.96	115.50	191.70	156.73	168.48	288.58	134.22
2013 Nov	233.85	196.10	227.19	160.74	109.52	115.69	187.81	153.12	144.55	276.28	139.49
Dec	234.25	204.97	236.05	169.53	113.69	116.10	187.81	153.12	149.13	297.73	134.22
2014 Jan	234.25	219.66	236.05	172.42	113.69	116.10	195.18	153.12	161.61	341.85	134.22
Feb	234.25	219.66	236.05	172.42	113.69	116.10	195.18	153.12	167.71	370.13	134.22
Mar	234.25	219.66	236.05	172.42	113.69	116.10	195.50	153.12	209.40	339.91	134.22
Apr	242.19	219.66	242.12	172.42	113.69	116.10	196.90	169.94	203.40	314.19	134.22
May	242.19	219.66	242.12	172.42	113.69	116.10	198.64	168.50	212.68	276.72	134.22
Jun	242.19	219.66	242.12	172.42	113.69	116.10	202.13	169.33	223.51	276.72	134.22
Jul	242.19	219.66	242.12	172.42	132.14	116.10	204.27	175.43	223.51	249.44	134.22
Aug	244.18	219.66	242.12	172.42	132.14	125.42	206.13	180.12	216.45	230.78	134.22
Sep	246.16	223.55	242.12	177.63	132.14	126.27	208.91	183.14	212.86	210.44	134.22
Oct	250.33	230.00	247.46	179.47	132.14	126.27	210.35	186.77	212.86	214.36	134.22
Nov	260.85	232.93	249.35	188.74	132.14	126.27	210.35	186.77	215.02	215.39	134.22

Contd.

7.9 Index numbers of wholesale prices by commodities

Year/month	OTHER TRANSPORTABLE GOODS												
	Timber	Printing Paper	Hard Board	Coke	Motor Sprit	Diesel Oil	Kerosine Oil	Furnace Oil	Mobile Oil	Chemicals	Dying Materials	Fertilizers	Pesticides
(2007-08=100)													
2009-10	118.75	110.69	97.22	116.57	119.93	167.91	167.68	130.09	138.19	107.72	102.23	143.70	124.59
2010-11	127.27	106.84	110.16	139.84	126.84	194.78	196.30	154.78	150.55	123.06	106.61	174.65	135.09
2011-12	139.00	127.83	150.70	159.41	155.00	240.05	241.84	200.78	173.18	144.52	105.67	258.65	164.20
2012-13	149.51	158.66	193.63	163.45	168.70	257.74	260.42	177.08	183.78	154.14	105.42	261.38	195.99
2013-14	170.36	169.84	220.14	163.45	184.99	271.23	283.49	176.90	194.20	171.90	115.91	266.33	227.17
2013 Nov	166.37	167.02	214.58	163.45	190.50	279.46	288.01	184.52	193.09	169.65	106.46	263.88	224.99
Dec	173.24	169.75	229.17	163.45	190.50	279.46	288.01	184.93	193.09	172.77	107.55	266.56	225.48
2014 Jan	174.55	169.75	229.17	163.45	190.50	279.46	288.01	183.45	193.09	171.72	107.55	264.18	225.48
Feb	174.55	169.75	229.17	163.45	190.50	279.46	288.01	182.18	193.09	171.72	107.55	267.25	225.62
Mar	174.55	176.01	229.17	163.45	185.89	279.46	288.01	177.75	194.41	175.87	107.55	264.50	237.58
Apr	178.07	177.81	229.17	163.45	182.98	267.04	288.01	165.65	197.73	176.47	143.77	264.50	237.58
May	178.07	174.58	229.17	163.45	182.40	260.69	288.01	166.52	197.73	176.24	143.77	265.61	237.58
Jun	182.14	172.62	229.17	163.45	182.40	260.69	288.01	172.01	200.28	189.08	143.77	267.48	254.27
Jul	184.69	172.62	229.17	163.45	182.40	260.69	288.01	173.10	201.17	193.10	143.77	268.66	262.86
Aug	184.69	169.34	229.17	163.45	182.40	260.69	288.01	169.47	201.17	194.21	143.77	270.28	270.02
Sep	188.95	169.34	229.17	163.45	180.02	256.53	281.74	171.21	201.17	195.25	143.77	271.20	266.71
Oct	189.35	169.34	229.17	163.45	175.05	254.48	277.92	159.86	201.53	196.00	143.77	270.24	266.71
Nov	190.70	169.34	229.17	163.45	159.11	235.67	254.18	157.65	201.53	198.36	143.77	270.69	266.71

Contd.

7.9 Index Numbers of Wholesale Prices by Commodities

Year / month	OTHER TRANSPORTABLE GOODS												
	Insecticides	Paints & Varnishes	Medicines	Soaps & Detergent	Auto Tyers	Plastic Products	Glass Sheets	Other Glass Articles	Ceramics & Sanitary	Bricks Blocks & Tiles	Cement	Bed Foams	Matches
(2007-08=100)													
2009-10	112.11	135.74	108.01	117.69	136.43	123.66	146.16	156.19	126.75	129.58	117.30	105.04	108.52
2010-11	125.88	151.75	115.64	130.52	147.14	135.05	152.83	175.04	129.49	140.85	140.80	113.46	111.73
2011-12	125.90	187.97	117.18	151.04	171.17	179.77	168.41	206.10	136.90	165.89	162.19	126.38	118.84
2012-13	120.85	237.85	138.59	167.01	180.56	193.02	192.56	199.82	158.32	176.20	185.77	141.29	132.57
2013-14	143.37	260.43	139.76	180.26	185.96	201.16	207.04	212.10	182.46	193.91	203.42	148.32	143.20
2013 Nov	131.04	249.49	138.77	178.85	185.73	200.86	206.90	213.87	171.02	194.89	200.84	149.33	143.20
Dec	133.78	265.56	138.77	181.19	185.73	201.76	207.75	214.09	171.05	196.76	204.86	149.67	143.20
2014 Jan	133.78	267.31	139.69	181.22	185.73	202.31	207.75	214.09	192.64	197.12	205.56	149.67	143.20
Feb	136.69	268.31	139.69	181.22	185.73	202.33	207.75	214.09	192.64	195.96	207.30	149.67	143.20
Mar	136.47	268.31	140.31	181.82	185.73	202.33	207.75	214.09	194.56	195.96	207.69	149.67	143.20
Apr	177.92	268.31	140.59	181.82	185.73	202.70	209.86	214.09	199.50	197.05	207.45	149.67	143.20
May	178.94	269.84	141.80	182.20	186.63	203.08	209.86	218.27	199.50	196.15	207.98	149.67	143.20
Jun	181.89	275.71	142.22	183.11	188.21	203.08	209.86	218.27	201.75	200.57	207.76	150.83	143.20
Jul	181.89	275.71	144.21	183.11	188.21	203.08	209.86	218.27	200.07	201.73	207.76	150.83	143.20
Aug	181.05	276.16	144.21	175.81	188.21	205.01	209.86	218.27	200.91	202.38	207.44	150.83	143.20
Sep	178.63	279.37	145.03	176.33	188.28	206.32	209.86	218.27	207.26	203.25	207.79	150.83	143.20
Oct	179.64	280.05	144.59	177.77	188.28	210.90	209.86	227.13	212.17	204.18	210.17	150.83	143.20
Nov	177.41	280.05	144.94	177.83	188.28	214.92	209.86	230.45	212.17	205.47	209.76	155.17	143.20

Contd.

7.9 Index Numbers of Wholesale Prices by Commodities

Year/month	METAL PRODUCT MACHINERY & EQUIP									
	Pig Iron	Steel Bars & Sheets	Pipe Fittings	Steel Products	Engine & Motors	Vacuum Pumps	Air Conditioners	Cultivators	Chuff Cutter	Tractors
(2007-08=100)										
2009-10	129.91	102.51	124.35	117.63	105.29	111.45	143.04	145.95	121.31	137.08
2010-11	128.97	116.14	129.52	125.59	106.23	112.44	147.52	172.18	127.89	152.78
2011-12	128.97	133.06	140.66	152.22	109.07	115.39	165.34	184.47	131.97	177.34
2012-13	128.97	134.92	143.38	162.79	109.07	115.39	174.17	187.71	140.67	161.96
2013-14	128.97	140.15	163.38	169.47	109.07	115.39	180.79	215.46	146.36	188.81
2013 Nov	128.97	140.55	166.34	170.08	109.07	115.39	181.12	226.90	144.94	193.29
Dec	128.97	140.33	168.00	170.12	109.07	115.39	181.12	226.90	144.94	193.29
2014 Jan	128.97	140.23	168.33	170.19	109.07	115.39	181.12	226.90	144.94	193.29
Feb	128.97	139.12	168.33	170.19	109.07	115.39	181.12	226.90	144.94	193.29
Mar	128.97	138.60	168.33	170.24	109.07	115.39	181.12	226.90	149.20	193.29
Apr	128.97	138.13	168.33	170.24	109.07	115.39	181.12	226.9	149.2	214.54
May	128.97	139.53	168.33	170.24	109.07	115.39	181.12	226.9	149.2	214.54
Jun	128.97	144.3	175.34	170.24	109.07	115.39	181.12	226.9	149.2	214.54
Jul	128.97	146.08	175.34	170.24	109.07	115.39	181.12	226.9	149.2	214.54
Aug	128.97	149.75	175.34	170.24	109.07	115.39	195.53	226.9	149.2	214.54
Sep	128.97	151.35	191.63	172.77	109.07	115.39	195.53	226.9	149.2	214.54
Oct	128.97	150.97	191.94	173.74	109.07	115.39	195.53	226.9	149.2	214.54
Nov	128.97	148.95	191.94	173.80	109.07	115.39	195.53	226.90	149.20	214.54

Contd.

7.9 Index Numbers of Wholesale Prices by Commodities

METAL PRODUCT MACHINERY & EQUIP									
Year / month	Lathe Machine	Concrete Mixer	Refrige Wash & Sew mach Iron	Electrical Wires	Lighting Equipments	Radio & Television	Motor Vehicles	Motor Cycles	Bicycles

(2007-08=100)

2009-10	140.74	132.73	119.22	131.12	108.05	119.91	130.55	113.20	108.90
2010-11	142.43	135.46	138.87	142.63	115.71	122.93	142.13	116.77	134.71
2011-12	147.58	138.83	162.92	160.69	141.05	130.71	155.07	122.52	166.65
2012-13	147.68	138.83	167.54	160.01	147.57	127.52	170.90	125.06	177.20
2013-14	186.40	138.83	188.44	173.65	163.03	126.49	179.74	125.61	181.58
2013 Nov	174.96	138.83	186.98	169.09	163.43	126.49	181.77	125.41	180.99
Dec	208.81	138.83	191.24	169.55	162.71	126.49	181.93	125.41	180.99
2014 Jan	208.81	138.83	192.24	178.73	162.86	126.49	182.16	125.58	180.99
Feb	208.81	138.83	192.33	178.73	162.86	126.49	182.16	125.69	182.84
Mar	208.81	138.83	192.37	178.73	163.27	126.49	184.47	126.15	182.84
Apr	208.81	138.83	195.02	178.73	164.75	126.49	182.75	126.48	182.84
May	208.81	138.83	193.39	179.18	164.95	126.49	182.59	126.7	182.84
Jun	208.81	138.83	195.75	179.18	164.95	126.49	182.59	126.7	182.84
Jul	208.81	138.83	195.93	179.18	164.95	126.49	182.59	126.7	182.84
Aug	208.81	138.83	195.93	179.18	164.95	126.49	182.59	126.92	182.84
Sep	208.81	138.83	196.04	184.79	164.95	126.49	182.59	126.92	182.84
Oct	208.81	138.83	196.81	184.79	164.95	126.49	183.03	126.92	182.84
Nov	208.81	138.83	197.85	184.79	165.30	126.49	183.03	126.92	182.84

7.10 Intercity Wholesale Prices of Selected Commodities

Group/Commodity/Item Specification	Unit	City	Prices (Rs.)			% Change in Nov.,2014 Over	
			Nov., 2014	Oct., 2014	Nov., 2013	Oct., 2014	Nov., 2013
			1. Agriculture Forestry & Fishery				
001. Wheat							
0111201. WHEAT AVG. QLTY.	100 KG.	LAH	3475.00	3437.50	3762.50	1.09	-7.64
		FAS	3375.00	3331.00	3750.00	1.32	-10.00
		RAW	3650.00	3650.00	3575.00	0.00	2.10
		MUL	3400.00	3400.00	3625.00	0.00	-6.21
		GUJ	3325.00	3250.00	3675.00	2.31	-9.52
		SAH	3281.50	3281.50	3437.50	0.00	-4.54
		SAR	3200.00	3175.00	3687.50	0.79	-13.22
		SKT	3425.00	3425.00	3525.00	0.00	-2.84
		BPR	3462.50	3337.50	3725.00	3.75	-7.05
		GJT	3325.00	3300.00	3675.00	0.76	-9.52
		KSR	3437.50	3412.50	3690.00	0.73	-6.84
		KAR	3450.00	3400.00	3700.00	1.47	-6.76
		HYD	3410.00	3400.00	3650.00	0.29	-6.58
		SKR	3400.00	3400.00	3625.00	0.00	-6.21
		LRK	3125.00	3125.00	3500.00	0.00	-10.71
		MPK	3300.00	3300.00	3275.00	0.00	0.76
		NWB	3550.00	3550.00	3650.00	0.00	-2.74
		PSH	3400.00	3400.00	3575.00	0.00	-4.90
		BNU	3600.00	3500.00	4000.00	2.86	-10.00
002. Maize							
0112201. MAIZE AVG. QLTY.	40 KG.	LAH	1150.00	1150.00	1150.00	0.00	0.00
		FAS	925.00	1000.00	925.00	-7.50	0.00
		RAW	1175.00	1175.00	1175.00	0.00	0.00
		SAR	975.00	1000.00	1000.00	-2.50	-2.50
		KSR	1150.00	1150.00	1150.00	0.00	0.00
		KAR	1460.00	1460.00	990.00	0.00	47.47
		HYD	1275.00	1275.00	1225.00	0.00	4.08
		PSH	975.00	975.00	1040.00	0.00	-6.25
		BNU	1350.00	1350.00	1160.00	0.00	16.38
		QTA	1390.00	1390.00	1210.00	0.00	14.88
003. Rice							
0113201. RICE BASMATI SUP. QLTY.	40 KG.	LAH	4900.00	4900.00	4900.00	0.00	0.00
		FAS	4250.00	4250.00	4125.00	0.00	3.03
		RAW	5150.00	5150.00	5050.00	0.00	1.98
		MUL	4250.00	4250.00	4500.00	0.00	-5.56
		GUJ	4450.00	4750.00	4550.00	-6.32	-2.20
		SKT	4800.00	4800.00	4760.00	0.00	0.84
		KAR	5000.00	5000.00	4580.00	0.00	9.17
		HYD	4625.00	4725.00	4500.00	-2.12	2.78
		MPK	4600.00	4600.00	5120.00	0.00	-10.16
		PSH	4450.00	4875.00	4800.00	-8.72	-7.29
		MNG	4400.00	4400.00	4825.00	0.00	-8.81
		QTA	5200.00	5200.00	4750.00	0.00	9.47
0113202. RICE BASMATI BROKEN AVG. QLTY.	40 KG.	LAH	2875.00	2875.00	2760.00	0.00	4.17
		RAW	3275.00	3275.00	3275.00	0.00	0.00
		GUJ	2600.00	2600.00	2350.00	0.00	10.64
		SAH	2200.00	2200.00	2700.00	0.00	-18.52
		SKT	2550.00	2550.00	2700.00	0.00	-5.56
		BPR	2100.00	2100.00	2100.00	0.00	0.00
		GJT	2600.00	2600.00	2505.00	0.00	3.79

Contd.

7.10 Intercity Wholesale Prices of Selected Commodities

Group/Commodity/Item Specification	Unit	City	Prices (Rs.)			% Change in Nov.,2014	
						Over	
			Nov., 2014	Oct., 2014	Nov., 2013	Oct., 2014	Nov., 2013
		KSR	2825.00	2825.00	2775.00	0.00	1.80
		KAR	2840.00	2840.00	2580.00	0.00	10.08
		HYD	2450.00	2450.00	2325.00	0.00	5.38
		SKR	2500.00	2500.00	2200.00	0.00	13.64
		LRK	3200.00	3200.00	3200.00	0.00	0.00
		MPK	1900.00	1900.00	1830.00	0.00	3.83
		PSH	2600.00	2600.00	2600.00	0.00	0.00
		BNU	1650.00	1650.00	1780.00	0.00	-7.30
		QTA	3300.00	3300.00	2800.00	0.00	17.86
0113203. RICE IRRI-9 PUNJAB	40 KG.	LAH	2325.00	2325.00	2325.00	0.00	0.00
		FAS	2750.00	2750.00	2475.00	0.00	11.11
		RAW	2425.00	2425.00	2425.00	0.00	0.00
		SAR	1800.00	1800.00	1650.00	0.00	9.09
		SKT	1600.00	1600.00	1210.00	0.00	32.23
		QTA	1560.00	1560.00	1375.00	0.00	13.45
0113204. RICE IRRI-6 SINDH	40 KG.	KAR	1860.00	1860.00	1780.00	0.00	4.49
		HYD	1612.50	1625.00	1650.00	-0.77	-2.27
		SKR	1600.00	1600.00	1400.00	0.00	14.29
		LRK	1200.00	1400.00	1390.00	-14.29	-13.67
		NWB	1630.00	1630.00	1700.00	0.00	-4.12
		PSH	1530.00	1600.00	1620.00	-4.38	-5.56
		QTA	1520.00	1520.00	1425.00	0.00	6.67
004. Sorghum / Jowar							
0114201. JOWAR AVG. QLTY.	40 KG.	LAH	1750.00	1900.00	1400.00	-7.89	25.00
		FAS	1250.00	1250.00	1275.00	0.00	-1.96
		SAR	1850.00	2150.00	2250.00	-13.95	-17.78
		GJT	2000.00	1800.00	1700.00	11.11	17.65
		KAR	1100.00	1100.00	990.00	0.00	11.11
		HYD	1750.00	1750.00	1475.00	0.00	18.64
		PSH	1430.00	1430.00	1380.00	0.00	3.62
005. Millet / Bajra							
0118201. BAJRA AVG. QLTY.	40 KG.	LAH	1175.00	1125.00	1175.00	4.44	0.00
		FAS	980.00	1085.00	1050.00	-9.68	-6.67
		SAR	1150.00	1225.00	1175.00	-6.12	-2.13
		GJT	912.50	1000.00	1075.00	-8.75	-15.12
		KAR	1220.00	1220.00	1190.00	0.00	2.52
		HYD	1100.00	1150.00	1162.50	-4.35	-5.38
		PSH	1195.00	1190.00	1260.00	0.42	-5.16
006. Vegetables							
0121301. CAULIFLOWER AVG. QLTY.	100 KG.	LAH	4900.00	2550.00	5650.00	92.16	-13.27
		FAS	2200.00	1400.00	3750.00	57.14	-41.33
		MUL	3250.00	3450.00	4250.00	-5.80	-23.53
		SKT	4000.00	4450.00	7000.00	-10.11	-42.86
		KAR	2100.00	2900.00	3300.00	-27.59	-36.36
		SKR	2750.00	3000.00	4000.00	-8.33	-31.25
		MPK	1800.00	2200.00	5000.00	-18.18	-64.00
		PSH	3500.00	4550.00	4750.00	-23.08	-26.32
		QTA	4200.00	2200.00	5000.00	90.91	-16.00
0122201. CUCUMBER (KHEERA) AVG. QLTY.	100 KG.	LAH	3350.00	4250.00	3900.00	-21.18	-14.10
		FAS	3300.00	4500.00	1800.00	-26.67	83.33
		RAW	4650.00	5100.00	2550.00	-8.82	82.35
		MUL	4250.00	6750.00	3250.00	-37.04	30.77

Contd.

7.10 Intercity Wholesale Prices of Selected Commodities

Group/Commodity/Item Specification	Unit	City	Prices (Rs.)			% Change in Nov.,2014 Over	
			Nov., 2014	Oct., 2014	Nov., 2013	Oct., 2014	Nov., 2013
		GUJ	5000.00	4500.00	3050.00	11.11	63.93
		SAR	5640.00	6725.00	3200.00	-16.13	76.25
		SKT	5000.00	6750.00	3250.00	-25.93	53.85
		KAR	3300.00	3100.00	3000.00	6.45	10.00
		HYD	5250.00	6750.00	5500.00	-22.22	-4.55
		SKR	4200.00	4000.00	2571.43	5.00	63.33
		PSH	4250.00	4850.00	3500.00	-12.37	21.43
		BNU	4500.00	4500.00	3600.00	0.00	25.00
		QTA	7200.00	4200.00	6500.00	71.43	10.77
0122401. TOMATOES AVG. QLTY.	40 KG.	LAH	1325.00	2550.00	4025.00	-48.04	-67.08
		FAS	1500.00	1900.00	3000.00	-21.05	-50.00
		RAW	1665.00	1975.00	4050.00	-15.70	-58.89
		MUL	1300.00	1700.00	3900.00	-23.53	-66.67
		GUJ	1625.00	1900.00	3900.00	-14.47	-58.33
		SAH	1625.00	1625.00	5200.00	0.00	-68.75
		SAR	1450.00	1835.00	3700.00	-20.98	-60.81
		SKT	1600.00	2800.00	4400.00	-42.86	-63.64
		BPR	1020.00	1680.00	4550.00	-39.29	-77.58
		GJT	2000.00	2000.00	3800.00	0.00	-47.37
		KAR	760.00	1560.00	4400.00	-51.28	-82.73
		HYD	625.00	2400.00	5000.00	-73.96	-87.50
		SKR	900.00	2087.00	4490.00	-56.88	-79.96
		LRK	1600.00	3000.00	5600.00	-46.67	-71.43
		MPK	400.00	1400.00	3600.00	-71.43	-88.89
		PSH	1450.00	1550.00	3900.00	-6.45	-62.82
		BNU	1200.00	1700.00	3100.00	-29.41	-61.29
		MNG	1025.00	1350.00	4000.00	-24.07	-74.38
		QTA	1280.00	2100.00	2600.00	-39.05	-50.77
0123201. PEAS (MATAR) AVG. QLTY.	100 KG.	LAH	8900.00	0.00	10750.00	-----	-17.21
		FAS	7500.00	0.00	8500.00	-----	-11.76
		RAW	9100.00	0.00	11550.00	-----	-21.21
		GUJ	9500.00	0.00	10250.00	-----	-7.32
		SKT	10000.00	0.00	15000.00	-----	-33.33
		KAR	11500.00	0.00	8200.00	-----	40.24
		SKR	9000.00	0.00	10500.00	-----	-14.29
		MPK	6500.00	0.00	12000.00	-----	-45.83
		PSH	8500.00	0.00	13500.00	-----	-37.04
		BNU	7000.00	0.00	1800.00	-----	288.89
		QTA	11200.00	0.00	8750.00	-----	28.00
0124101. TURNIP AVG. QLTY.	100 KG.	LAH	3450.00	3950.00	2450.00	-12.66	40.82
		FAS	1800.00	1800.00	1100.00	0.00	63.64
		RAW	3100.00	3950.00	2450.00	-21.52	26.53
		MUL	2750.00	1300.00	2100.00	111.54	30.95
		SKT	3000.00	5000.00	3100.00	-40.00	-3.23
		KAR	1900.00	2100.00	3100.00	-9.52	-38.71
		SKR	1500.00	2200.00	1800.00	-31.82	-16.67
		PSH	2100.00	4650.00	2500.00	-54.84	-16.00
		MNG	2750.00	3500.00	1850.00	-21.43	48.65
		QTA	2000.00	2200.00	2700.00	-9.09	-25.93
0124102. CARROT AVG. QLTY.	100 KG.	LAH	3550.00	0.00	3300.00	-----	7.58
		FAS	2200.00	0.00	3250.00	-----	-32.31
		RAW	3350.00	0.00	4550.00	-----	-26.37

Contd.

7.10 Intercity Wholesale Prices of Selected Commodities

Group/Commodity/Item Specification	Unit	City	Prices (Rs.)			% Change in Nov.,2014 Over	
			Nov., 2014	Oct., 2014	Nov., 2013	Oct., 2014	Nov., 2013
		MUL	2750.00	0.00	3250.00	-----	-15.38
		GUJ	5250.00	0.00	7000.00	-----	-25.00
		SAR	3850.00	0.00	3750.00	-----	2.67
		SKT	4000.00	0.00	5000.00	-----	-20.00
		KAR	2700.00	0.00	2900.00	-----	-6.90
		SKR	3500.00	0.00	3500.00	-----	0.00
		MPK	3200.00	0.00	2500.00	-----	28.00
		PSH	4900.00	0.00	3000.00	-----	63.33
		MNG	7000.00	0.00	0.00	-----	-----
		QTA	1800.00	0.00	6500.00	-----	-72.31
0124201. GARLIC	40 KG.	LAH	4475.00	4475.00	4300.00	0.00	4.07
		FAS	3400.00	3400.00	3000.00	0.00	13.33
		RAW	3750.00	3550.00	3950.00	5.63	-5.06
		SAR	3800.00	4235.00	3350.00	-10.27	13.43
		SKT	4600.00	4000.00	4000.00	15.00	15.00
		GJT	4000.00	4000.00	3500.00	0.00	14.29
		KAR	3700.00	3700.00	3300.00	0.00	12.12
		HYD	3650.00	3600.00	3350.00	1.39	8.96
		SKR	3500.00	3700.00	3500.00	-5.41	0.00
		PSH	5550.00	5200.00	3750.00	6.73	48.00
		MNG	4600.00	3975.00	4000.00	15.72	15.00
		QTA	4200.00	4200.00	4200.00	0.00	0.00
0124301. ONIONS DRY AVG. QLTY.	40 KG.	LAH	1140.00	1410.00	1900.00	-19.15	-40.00
		FAS	1005.00	1500.00	1700.00	-33.00	-40.88
		RAW	1462.50	1625.00	2475.00	-10.00	-40.91
		MUL	900.00	1300.00	1900.00	-30.77	-52.63
		GUJ	950.00	1300.00	1850.00	-26.92	-48.65
		SAH	1000.00	1200.00	2000.00	-16.67	-50.00
		SAR	900.00	1260.00	2350.00	-28.57	-61.70
		SKT	1200.00	1600.00	2400.00	-25.00	-50.00
		BPR	840.00	1520.00	2080.00	-44.74	-59.62
		GJT	1080.00	1440.00	2300.00	-25.00	-53.04
		KSR	1100.00	1150.00	2025.00	-4.35	-45.68
		KAR	700.00	1020.00	1300.00	-31.37	-46.15
		HYD	825.00	1350.00	1650.00	-38.89	-50.00
		SKR	660.00	925.00	1600.00	-28.65	-58.75
		LRK	1200.00	1400.00	2400.00	-14.29	-50.00
		MPK	500.00	1000.00	1520.00	-50.00	-67.11
		NWB	1200.00	1600.00	2000.00	-25.00	-40.00
		PSH	1175.00	1300.00	2000.00	-9.62	-41.25
		BNU	1200.00	1300.00	1925.00	-7.69	-37.66
		MNG	1200.00	1050.00	2640.00	14.29	-54.55
		QTA	850.00	850.00	1200.00	0.00	-29.17
0124901. RADDISH AVG. QLTY.	100 KG.	RAW	1900.00	1900.00	2350.00	0.00	-19.15
		MUL	1650.00	3100.00	1550.00	-46.77	6.45
		GUJ	2050.00	1700.00	1450.00	20.59	41.38
		SAR	2235.00	2295.00	950.00	-2.61	135.26
		SKT	1200.00	3200.00	1100.00	-62.50	9.09
		KAR	1950.00	2100.00	1650.00	-7.14	18.18
		MPK	2200.00	3000.00	1500.00	-26.67	46.67
		PSH	1900.00	3750.00	2350.00	-49.33	-19.15

Contd.

7.10 Intercity Wholesale Prices of Selected Commodities

Group/Commodity/Item Specification	Unit	City	Prices (Rs.)			% Change in Nov.,2014 Over			
			Nov., 2014	Oct., 2014	Nov., 2013	Oct., 2014	Nov., 2013		
0124903. TINDA AVG. QLT.Y.	100 KG.	LAH	5050.00	5050.00	7450.00	0.00	-32.21		
		FAS	8500.00	6500.00	8250.00	30.77	3.03		
		RAW	4450.00	4550.00	2775.00	-2.20	60.36		
		MUL	7250.00	7250.00	6250.00	0.00	16.00		
		SKT	8000.00	8000.00	7250.00	0.00	10.34		
		KAR	4100.00	3900.00	1760.00	5.13	132.95		
		SKR	3000.00	3000.00	0.00	0.00	-----		
		MPK	6500.00	6500.00	5800.00	0.00	12.07		
		PSH	4450.00	6100.00	4000.00	-27.05	11.25		
		MNG	6000.00	4750.00	4250.00	26.32	41.18		
0124904. BRINJAL AVG. QLT.Y.	100 KG.	LAH	2950.00	2950.00	2250.00	0.00	31.11		
		FAS	1300.00	1100.00	1900.00	18.18	-31.58		
		MUL	2250.00	2250.00	2600.00	0.00	-13.46		
		SAR	4400.00	1660.00	2750.00	165.06	60.00		
		SKT	3000.00	2750.00	4750.00	9.09	-36.84		
		KAR	1250.00	1450.00	2210.00	-13.79	-43.44		
		SKR	1200.00	1250.00	2200.00	-4.00	-45.45		
		MPK	1100.00	1100.00	1700.00	0.00	-35.29		
		PSH	2550.00	2550.00	3500.00	0.00	-27.14		
		BNU	2000.00	1950.00	2750.00	2.56	-27.27		
QTA	2200.00	1800.00	3750.00	22.22	-41.33				
0124905. BOTTLE GOURD (LOKI)	100 KG.	LAH	2850.00	3250.00	3100.00	-12.31	-8.06		
		FAS	1500.00	900.00	1800.00	66.67	-16.67		
		RAW	4350.00	4350.00	3350.00	0.00	29.85		
		KAR	1300.00	1300.00	2000.00	0.00	-35.00		
		HYD	3500.00	3500.00	4050.00	0.00	-13.58		
		SKR	3000.00	2900.00	2700.00	3.45	11.11		
		PSH	4550.00	3350.00	3750.00	35.82	21.33		
		BNU	2500.00	2500.00	3250.00	0.00	-23.08		
		0124906. KARELLA	100 KG.	LAH	6900.00	5550.00	6300.00	24.32	9.52
				FAS	5250.00	4500.00	5500.00	16.67	-4.55
RAW	5350.00			4450.00	4550.00	20.22	17.58		
SAR	8900.00			7365.00	4600.00	20.84	93.48		
KAR	3100.00			1700.00	2700.00	82.35	14.81		
HYD	5250.00			4500.00	7100.00	16.67	-26.06		
SKR	2600.00			2400.00	4000.00	8.33	-35.00		
PSH	4550.00			3250.00	5000.00	40.00	-9.00		
BNU	5000.00			3600.00	4900.00	38.89	2.04		
007. Fresh Fruits									
0131201. BANANA AVG. QLT.Y.	DOZ.	LAH	59.00	61.00	46.50	-3.28	26.88		
		FAS	50.00	55.00	42.50	-9.09	17.65		
		RAW	52.50	55.00	45.50	-4.55	15.38		
		MUL	52.50	62.50	42.50	-16.00	23.53		
		GUJ	50.00	50.00	30.00	0.00	66.67		
		SKT	60.00	60.00	37.50	0.00	60.00		
		BPR	47.50	52.50	47.50	-9.52	0.00		
		GJT	50.00	50.00	30.00	0.00	66.67		
		KAR	31.00	31.00	25.50	0.00	21.57		
		HYD	46.50	46.50	34.00	0.00	36.76		
SKR	22.50	32.50	30.00	-30.77	-25.00				

Contd.

7.10 Intercity Wholesale Prices of Selected Commodities

Group/Commodity/Item Specification	Unit	City	Prices (Rs.)			% Change in Nov.,2014 Over	
			Nov., 2014	Oct., 2014	Nov., 2013	Oct., 2014	Nov., 2013
		MPK	25.00	25.00	15.00	0.00	66.67
		PSH	52.50	52.50	37.50	0.00	40.00
		MNG	70.00	75.00	55.00	-6.67	27.27
0131701. PAPAYA (PAPETA)	40 KG.	LAH	3350.00	3350.00	2950.00	0.00	13.56
		KAR	4200.00	3300.00	3100.00	27.27	35.48
		HYD	3200.00	2100.00	1850.00	52.38	72.97
		MPK	2800.00	1500.00	1800.00	86.67	55.56
0132301. MALTA AVG. QLTY.	100	LAH	520.00	0.00	875.00	-----	-40.57
		FAS	375.00	0.00	325.00	-----	15.38
		RAW	712.50	0.00	662.50	-----	7.55
		SAR	295.00	0.00	450.00	-----	-34.44
		HYD	900.00	0.00	572.50	-----	57.21
		QTA	380.00	0.00	0.00	-----	-----
0132302. KINO AVG. QLTY.	100	LAH	500.00	0.00	0.00	-----	-----
		FAS	225.00	0.00	0.00	-----	-----
		RAW	512.50	0.00	0.00	-----	-----
		SAR	300.00	0.00	250.00	-----	20.00
		KAR	425.00	0.00	390.00	-----	8.97
		HYD	800.00	0.00	600.00	-----	33.33
		PSH	300.00	0.00	700.00	-----	-57.14
		QTA	215.00	0.00	910.00	-----	-76.37
0134401. STRAWBURY	40 KG.	LAH	2900.00	2900.00	2100.00	0.00	38.10
		RAW	4650.00	4650.00	3425.00	0.00	35.77
		KAR	3800.00	3800.00	2900.00	0.00	31.03
		SKR	3500.00	3500.00	3200.00	0.00	9.38
0135101. APPLE AVG. QLTY.	40 KG.	LAH	2850.00	2850.00	2650.00	0.00	7.55
		RAW	2350.00	2350.00	1975.00	0.00	18.99
		MUL	3300.00	3100.00	2500.00	6.45	32.00
		KAR	1240.00	1160.00	1700.00	6.90	-27.06
		HYD	2000.00	2000.00	1625.00	0.00	23.08
		SKR	1600.00	1060.00	1750.00	50.94	-8.57
		PSH	2550.00	2550.00	2400.00	0.00	6.25
		MNG	3400.00	2900.00	2900.00	17.24	17.24
		QTA	3800.00	3800.00	3000.00	0.00	26.67
0135102. APPLE SUP. QLTY.	40 KG.	LAH	5050.00	5050.00	6650.00	0.00	-24.06
		RAW	5350.00	5350.00	5125.00	0.00	4.39
		GJT	4550.00	4550.00	4000.00	0.00	13.75
		KAR	2100.00	1900.00	2320.00	10.53	-9.48
		PSH	3100.00	3100.00	2500.00	0.00	24.00
		MNG	4000.00	3600.00	3800.00	11.11	5.26
		QTA	4800.00	4800.00	4000.00	0.00	20.00
0135901. GUAVA AVG. QLTY.	40 KG.	LAH	3250.00	4250.00	3450.00	-23.53	-5.80
		RAW	1850.00	1850.00	1775.00	0.00	4.23
		MUL	3300.00	1100.00	3100.00	200.00	6.45
		KAR	2100.00	2100.00	2640.00	0.00	-20.45
		HYD	1600.00	1750.00	1600.00	-8.57	0.00
		PSH	2100.00	2200.00	1650.00	-4.55	27.27
		QTA	2680.00	0.00	1900.00	-----	41.05
0136101. WATER MELON	40 KG.	LAH	1050.00	1050.00	1425.00	0.00	-26.32
		FAS	700.00	700.00	450.00	0.00	55.56
		RAW	1375.00	1375.00	1235.00	0.00	11.34
		MUL	750.00	750.00	750.00	0.00	0.00

Contd.

7.10 Intercity Wholesale Prices of Selected Commodities

Group/Commodity/Item Specification	Unit	City	Prices (Rs.)			% Change in Nov.,2014 Over	
			Nov., 2014	Oct., 2014	Nov., 2013	Oct., 2014	Nov., 2013
		KSR	925.00	925.00	1150.00	0.00	-19.57
		KAR	1240.00	1240.00	645.00	0.00	92.25
		HYD	1400.00	1400.00	1100.00	0.00	27.27
		SKR	1000.00	580.00	625.00	72.41	60.00
		PSH	1100.00	1100.00	750.00	0.00	46.67
		QTA	760.00	760.00	750.00	0.00	1.33
0136102. MUSK MELON (SARDA/GARMA)	40 KG.	LAH	1550.00	1550.00	3625.00	0.00	-57.24
		RAW	1275.00	1275.00	1275.00	0.00	0.00
		SKT	1200.00	1200.00	1400.00	0.00	-14.29
		KAR	1500.00	2100.00	1220.00	-28.57	22.95
		PSH	1640.00	1640.00	1000.00	0.00	64.00
0136103. SWEET MELON (KHURBOZA)	40 KG.	LAH	1750.00	1750.00	1550.00	0.00	12.90
		RAW	3050.00	2125.00	1675.00	43.53	82.09
		KAR	2100.00	2100.00	1100.00	0.00	90.91
		HYD	2500.00	2500.00	1600.00	0.00	56.25
008. Dry Fruits							
0138101. ALMOND KAGZI(IN SHELL)AVG. QLTY.	40 KG.	LAH	20500.00	20500.00	19000.00	0.00	7.89
		RAW	14250.00	11750.00	10250.00	21.28	39.02
		MUL	21000.00	21000.00	17000.00	0.00	23.53
		KAR	18000.00	17200.00	15300.00	4.65	17.65
		HYD	19000.00	19000.00	13650.00	0.00	39.19
		MPK	20000.00	16000.00	14000.00	25.00	42.86
		PSH	24500.00	24500.00	18500.00	0.00	32.43
		MNG	26400.00	26400.00	22000.00	0.00	20.00
		QTA	13200.00	13200.00	12600.00	0.00	4.76
0138401. CHHOARA (DRY DATES) AVG. QLTY.	40 KG.	LAH	3100.00	2900.00	2900.00	6.90	6.90
		FAS	1950.00	1950.00	1850.00	0.00	5.41
		RAW	3975.00	3775.00	3425.00	5.30	16.06
		MUL	3100.00	3100.00	3100.00	0.00	0.00
		KAR	3685.00	3685.00	3680.00	0.00	0.14
		HYD	3000.00	2950.00	2650.00	1.69	13.21
		MPK	1700.00	1700.00	1800.00	0.00	-5.56
		PSH	2300.00	3000.00	3000.00	-23.33	-23.33
		BNU	3700.00	3700.00	4200.00	0.00	-11.90
0138501. PISTACHIO(WITHOUT SHELL)AVG. QLTY	40 KG.	LAH	74500.00	67000.00	67000.00	11.19	11.19
		RAW	82750.00	81500.00	60500.00	1.53	36.78
		MUL	81000.00	83000.00	91000.00	-2.41	-10.99
		KAR	79000.00	75000.00	62400.00	5.33	26.60
		HYD	84000.00	84000.00	70000.00	0.00	20.00
		SKR	82000.00	80000.00	80000.00	2.50	2.50
		PSH	76000.00	76000.00	56000.00	0.00	35.71
		QTA	58000.00	58000.00	58000.00	0.00	0.00
0138901. COCONUT DRY AVG. QLTY.	40 KG.	LAH	10250.00	10250.00	5700.00	0.00	79.82
		MUL	9500.00	9750.00	7900.00	-2.56	20.25
		GJT	10600.00	10600.00	7400.00	0.00	43.24
		KAR	10200.00	10200.00	6600.00	0.00	54.55
		HYD	10000.00	9600.00	7000.00	4.17	42.86
		SKR	10400.00	10400.00	8000.00	0.00	30.00
		MPK	10000.00	10400.00	6000.00	-3.85	66.67
		PSH	10550.00	10600.00	5000.00	-0.47	111.00
		MNG	10400.00	10400.00	7600.00	0.00	36.84

Contd.

7.10 Intercity Wholesale Prices of Selected Commodities

Group/Commodity/Item Specification	Unit	City	Prices (Rs.)			% Change in Nov.,2014 Over	
			Nov., 2014	Oct., 2014	Nov., 2013	Oct., 2014	Nov., 2013
			009. Cotton Seeds				
0143101. COTTON SEEDS	40 KG.	FAS	925.00	925.00	975.00	0.00	-5.13
		MUL	1125.00	1100.00	930.00	2.27	20.97
		SAH	912.50	912.50	780.00	0.00	16.99
		SAR	1200.00	1150.00	925.00	4.35	29.73
		SKT	1300.00	1300.00	1200.00	0.00	8.33
		KSR	1425.00	1425.00	1150.00	0.00	23.91
		KAR	1940.00	1920.00	1920.00	1.04	1.04
		HYD	1137.50	1125.00	1025.00	1.11	10.98
010. Other Oil Seeds							
0144201. MUSTARD SEEDS	40 KG.	FAS	2650.00	2650.00	2500.00	0.00	6.00
		MUL	2450.00	2450.00	2300.00	0.00	6.52
		SAH	2550.00	2550.00	2200.00	0.00	15.91
		BPR	2650.00	2650.00	2450.00	0.00	8.16
		KSR	2750.00	2750.00	2750.00	0.00	0.00
		KAR	2480.00	2465.00	2312.50	0.61	7.24
		HYD	2500.00	2500.00	2200.00	0.00	13.64
		MPK	2550.00	2500.00	2300.00	2.00	10.87
		NWB	2800.00	2800.00	2800.00	0.00	0.00
		PSH	2950.00	2800.00	3240.00	5.36	-8.95
011. Edible Roots / Potatoes							
0151001. POTATOES WHITE AVG. QLTY.	40 KG.	KAR	1560.00	1560.00	1700.00	0.00	-8.24
		HYD	1825.00	2200.00	1625.00	-17.05	12.31
		SKR	1700.00	1904.00	1740.00	-10.71	-2.30
		MPK	1600.00	2000.00	1800.00	-20.00	-11.11
		QTA	1240.00	1650.00	1190.00	-24.85	4.20
0151002. POTATOES RED AVG. QLTY.	40 KG.	LAH	2475.00	2425.00	2610.00	2.06	-5.17
		FAS	1900.00	2200.00	2200.00	-13.64	-13.64
		RAW	2425.00	2875.00	2375.00	-15.65	2.11
		MUL	2300.00	2300.00	2500.00	0.00	-8.00
		GUJ	2450.00	2350.00	2100.00	4.26	16.67
		SAH	2700.00	2700.00	3200.00	0.00	-15.63
		SAR	2190.00	2275.00	1900.00	-3.74	15.26
		SKT	2750.00	2500.00	1300.00	10.00	111.54
		BPR	1960.00	2040.00	2067.50	-3.92	-5.20
		PSH	2550.00	2700.00	1600.00	-5.56	59.38
		MNG	2000.00	2400.00	2240.00	-16.67	-10.71
012. Stimulant & Spice Crops							
0165201. RED CHILLIES DRY(WHOLE)	40 KG.	LAH	8650.00	8650.00	5100.00	0.00	69.61
		FAS	7800.00	7800.00	5050.00	0.00	54.46
		RAW	9250.00	8850.00	6375.00	4.52	45.10
		MUL	8250.00	8250.00	5100.00	0.00	61.76
		KAR	9000.00	9000.00	3820.00	0.00	135.60
		HYD	7500.00	7250.00	5000.00	3.45	50.00
		MPK	7200.00	7000.00	5500.00	2.86	30.91
		PSH	8750.00	8979.00	5200.00	-2.55	68.27
		QTA	10600.00	10600.00	11200.00	0.00	-5.36
0165401. CUMINSEED WHITE 50 G.PKT.NAT.	EACH	LAH	46.80	46.80	46.80	0.00	0.00
		FAS	48.28	48.28	48.28	0.00	0.00
		RAW	46.00	46.00	46.00	0.00	0.00
		MUL	48.67	48.67	48.67	0.00	0.00
		KAR	50.00	50.00	42.00	0.00	19.05

Contd.

7.10 Intercity Wholesale Prices of Selected Commodities

Group/Commodity/Item Specification	Unit	City	Prices (Rs.)			% Change in Nov.,2014	
						Over	
			Nov., 2014	Oct., 2014	Nov., 2013	Oct., 2014	Nov., 2013
		HYD	52.00	52.00	50.00	0.00	4.00
		MPK	40.45	40.45	40.45	0.00	0.00
		PSH	51.00	51.00	47.00	0.00	8.51
		MNG	50.00	50.00	50.00	0.00	0.00
		QTA	46.00	46.00	46.00	0.00	0.00
0165402. CARDAMOM LARGE	40 KG.	LAH	90500.00	90500.00	78500.00	0.00	15.29
		RAW	71500.00	70500.00	65250.00	1.42	9.58
		MUL	109000.00	107000.00	75000.00	1.87	45.33
		KAR	94000.00	87000.00	70000.00	8.05	34.29
		HYD	102500.00	95000.00	73500.00	7.89	39.46
		MPK	100000.00	100000.00	78000.00	0.00	28.21
		PSH	109000.00	106000.00	76500.00	2.83	42.48
		QTA	104000.00	104000.00	77500.00	0.00	34.19
0165403. CARDAMOM SMALL	KG.	LAH	1090.00	1090.00	1125.00	0.00	-3.11
		RAW	1800.00	1800.00	1625.00	0.00	10.77
		MUL	1300.00	1300.00	1100.00	0.00	18.18
		KAR	1225.00	1225.00	1370.00	0.00	-10.58
		HYD	1400.00	1400.00	1400.00	0.00	0.00
		MPK	900.00	900.00	800.00	0.00	12.50
		PSH	1150.00	1200.00	1150.00	-4.17	0.00
		QTA	925.00	925.00	2750.00	0.00	-66.36
0165501. CINNAMON	40 KG.	RAW	8250.00	8250.00	5825.00	0.00	41.63
		MUL	12100.00	10300.00	7700.00	17.48	57.14
		KAR	9400.00	9000.00	7500.00	4.44	25.33
		PSH	10000.00	10200.00	7900.00	-1.96	26.58
		QTA	5100.00	5100.00	5100.00	0.00	0.00
0165701. GINGER GREEN	40 KG.	LAH	8980.00	9200.00	5550.00	-2.39	61.80
		FAS	5400.00	6500.00	3700.00	-16.92	45.95
		RAW	7650.00	9750.00	7100.00	-21.54	7.75
		SAR	6553.75	8260.00	5800.00	-20.66	13.00
		SKT	6000.00	6500.00	6000.00	-7.69	0.00
		KAR	7000.00	9000.00	5250.00	-22.22	33.33
		HYD	8800.00	8800.00	6550.00	0.00	34.35
		SKR	7200.00	7200.00	7000.00	0.00	2.86
		PSH	10900.00	11600.00	3600.00	-6.03	202.78
		MNG	9600.00	12000.00	8000.00	-20.00	20.00
		QTA	4200.00	4200.00	4200.00	0.00	0.00
013. Pulses							
0170101. KIDNEY BEANS DRY WHOLE (LOBIA)	40 KG.	LAH	5450.00	5450.00	4550.00	0.00	19.78
		RAW	4375.00	4375.00	4375.00	0.00	0.00
		MUL	4100.00	4100.00	4100.00	0.00	0.00
		KSR	5650.00	5650.00	5700.00	0.00	-0.88
		KAR	4500.00	4300.00	3920.00	4.65	14.80
		HYD	3200.00	3200.00	3400.00	0.00	-5.88
		PSH	4000.00	4000.00	5300.00	0.00	-24.53
		BNU	4500.00	4500.00	4960.00	0.00	-9.27
		QTA	3000.00	3000.00	3300.00	0.00	-9.09
0170401. MASOOR WHOLE AVG. QLTY.	100 KG.	LAH	9750.00	10250.00	8600.00	-4.88	13.37
		FAS	8800.00	8800.00	7975.00	0.00	10.34
		RAW	11250.00	11250.00	8050.00	0.00	39.75
		MUL	10750.00	9900.00	8450.00	8.59	27.22
		SAR	10500.00	9750.00	9000.00	7.69	16.67

Contd.

7.10 Intercity Wholesale Prices of Selected Commodities

Group/Commodity/Item Specification	Unit	City	Prices (Rs.)			% Change in Nov.,2014 Over	
			Nov., 2014	Oct., 2014	Nov., 2013	Oct., 2014	Nov., 2013
		SKT	11000.00	11000.00	7500.00	0.00	46.67
		BPR	10500.00	10200.00	8600.00	2.94	22.09
		GJT	10375.00	10375.00	9000.00	0.00	15.28
		KSR	9550.00	10250.00	8450.00	-6.83	13.02
		KAR	9850.00	9850.00	8800.00	0.00	11.93
		HYD	9800.00	9500.00	8200.00	3.16	19.51
		SKR	9750.00	9500.00	8300.00	2.63	17.47
		LRK	11000.00	11500.00	0.00	-4.35	-----
		MPK	10300.00	10000.00	9700.00	3.00	6.19
		PSH	12100.00	10900.00	9600.00	11.01	26.04
		QTA	13600.00	13100.00	11750.00	3.82	15.74
0170402. MASOOR SPLIT AVG. QLTY.	100 KG.	LAH	10650.00	11000.00	8950.00	-3.18	18.99
		FAS	9525.00	9525.00	8600.00	0.00	10.76
		RAW	12900.00	12650.00	9325.00	1.98	38.34
		MUL	12100.00	11100.00	9500.00	9.01	27.37
		SAR	12250.00	11875.00	11000.00	3.16	11.36
		SKT	12250.00	12250.00	9250.00	0.00	32.43
		BPR	12750.00	11250.00	9800.00	13.33	30.10
		GJT	12500.00	12500.00	10075.00	0.00	24.07
		KAR	10850.00	10850.00	9200.00	0.00	17.93
		HYD	11500.00	10600.00	9450.00	8.49	21.69
		SKR	12500.00	10000.00	9200.00	25.00	35.87
		LRK	12000.00	11800.00	10000.00	1.69	20.00
		MPK	11500.00	11100.00	9800.00	3.60	17.35
		PSH	12100.00	10900.00	9600.00	11.01	26.04
		QTA	14000.00	12450.00	11250.00	12.45	24.44
0170901. GRAM WHOLE YELLOW AVG. QLTY.	100 KG.	LAH	5000.00	5000.00	6750.00	0.00	-25.93
		FAS	5400.00	5400.00	8100.00	0.00	-33.33
		RAW	8900.00	8900.00	8750.00	0.00	1.71
		MUL	8100.00	8450.00	8350.00	-4.14	-2.99
		SAR	7062.50	7500.00	7900.00	-5.83	-10.60
		BPR	9250.00	9250.00	7700.00	0.00	20.13
		GJT	8500.00	8500.00	8000.00	0.00	6.25
		KAR	8500.00	8500.00	7900.00	0.00	7.59
		HYD	9000.00	9000.00	8750.00	0.00	2.86
		SKR	8400.00	8400.00	9000.00	0.00	-6.67
		MPK	8600.00	8600.00	8200.00	0.00	4.88
		PSH	8550.00	8550.00	7600.00	0.00	12.50
		BNU	9375.00	9375.00	9000.00	0.00	4.17
		QTA	9500.00	9500.00	13600.00	0.00	-30.15
0170902. GRAM SPLIT AVG. QLTY.	100 KG.	LAH	5350.00	5350.00	4650.00	0.00	15.05
		FAS	5300.00	5300.00	4100.00	0.00	29.27
		RAW	6750.00	6425.00	6350.00	5.06	6.30
		MUL	6100.00	5775.00	5350.00	5.63	14.02
		GUJ	6400.00	5850.00	4550.00	9.40	40.66
		SAR	6437.50	6500.00	5250.00	-0.96	22.62
		SKT	6100.00	6000.00	6000.00	1.67	1.67
		BPR	6800.00	6000.00	4800.00	13.33	41.67
		GJT	6500.00	5800.00	4375.00	12.07	48.57
		KAR	6100.00	5900.00	5300.00	3.39	15.09
		HYD	6200.00	6000.00	6000.00	3.33	3.33
		SKR	6000.00	6000.00	5400.00	0.00	11.11

Contd.

7.10 Intercity Wholesale Prices of Selected Commodities

Group/Commodity/Item Specification	Unit	City	Prices (Rs.)			% Change in Nov.,2014 Over	
			Nov., 2014	Oct., 2014	Nov., 2013	Oct., 2014	Nov., 2013
		MPK	6500.00	6600.00	4800.00	-1.52	35.42
		PSH	7100.00	6200.00	5350.00	14.52	32.71
		BNU	6700.00	6200.00	6000.00	8.06	11.67
		QTA	9600.00	9150.00	7250.00	4.92	32.41
0170903. MASH WHOLE AVG. QLTY.	100 KG.	LAH	12650.00	12650.00	9300.00	0.00	36.02
		FAS	9750.00	9750.00	8450.00	0.00	15.38
		RAW	13250.00	12750.00	9550.00	3.92	38.74
		MUL	11375.00	11375.00	9300.00	0.00	22.31
		SKT	13000.00	13000.00	11500.00	0.00	13.04
		KSR	13000.00	13000.00	8850.00	0.00	46.89
		KAR	12250.00	12250.00	8950.00	0.00	36.87
0170904. MASH SPLIT AVG. QLTY.	100 KG.	LAH	14750.00	14750.00	12250.00	0.00	20.41
		FAS	11500.00	11500.00	11000.00	0.00	4.55
		RAW	15250.00	15100.00	12150.00	0.99	25.51
		MUL	14100.00	13750.00	9750.00	2.55	44.62
		SKT	14250.00	14250.00	12500.00	0.00	14.00
		KSR	15250.00	15250.00	11300.00	0.00	34.96
		KAR	13250.00	13250.00	9650.00	0.00	37.31
		HYD	12700.00	12200.00	9000.00	4.10	41.11
		SKR	10500.00	10500.00	10250.00	0.00	2.44
		MPK	13500.00	13400.00	9600.00	0.75	40.63
		PSH	15000.00	13500.00	10650.00	11.11	40.85
		MNG	13750.00	14500.00	9200.00	-5.17	49.46
		QTA	18200.00	16200.00	13800.00	12.35	31.88
0170905. MOONG WHOLE AVG. QLTY.	100 KG.	LAH	12250.00	12250.00	9700.00	0.00	26.29
		FAS	13125.00	10500.00	8750.00	25.00	50.00
		RAW	13900.00	13900.00	8450.00	0.00	64.50
		MUL	14750.00	10500.00	9300.00	40.48	58.60
		SKT	11000.00	11000.00	10500.00	0.00	4.76
		GJT	12000.00	10250.00	9500.00	17.07	26.32
		KSR	13250.00	13250.00	9000.00	0.00	47.22
		KAR	13250.00	13250.00	9100.00	0.00	45.60
		SKR	10750.00	10500.00	11250.00	2.38	-4.44
		PSH	12250.00	10200.00	8400.00	20.10	45.83
		MNG	11400.00	9800.00	8400.00	16.33	35.71
		QTA	18900.00	15200.00	12600.00	24.34	50.00
0170906. MOONG SPLIT AVG. QLTY.	100 KG.	LAH	13350.00	13350.00	10750.00	0.00	24.19
		FAS	14500.00	11375.00	9250.00	27.47	56.76
		RAW	14400.00	14400.00	10550.00	0.00	36.49
		MUL	11750.00	11750.00	10750.00	0.00	9.30
		SKT	11500.00	11500.00	12500.00	0.00	-8.00
		GJT	13500.00	12000.00	10750.00	12.50	25.58
		KAR	14250.00	14250.00	11400.00	0.00	25.00
		HYD	15000.00	12500.00	12000.00	20.00	25.00
		SKR	12000.00	11500.00	12500.00	4.35	-4.00
		MPK	15000.00	12800.00	11700.00	17.19	28.21
		PSH	14600.00	11000.00	9200.00	32.73	58.70
		MNG	12800.00	11600.00	9000.00	10.34	42.22
		QTA	18400.00	14700.00	13200.00	25.17	39.39

Contd.

7.10 Intercity Wholesale Prices of Selected Commodities

Group/Commodity/Item Specification	Unit	City	Prices (Rs.)			% Change in Nov.,2014 Over	
			Nov., 2014	Oct., 2014	Nov., 2013	Oct., 2014	Nov., 2013
014. Sugar Crops							
0180206. SUGAR CANE (OPEN MARKET)	40 KG.	FAS	177.50	177.50	177.50	0.00	0.00
		HYD	175.00	175.00	175.00	0.00	0.00
		PSH	180.00	180.00	180.00	0.00	0.00
015. Fibre Crops							
0192101. COTTON SPOT RATE EX-KAR.	40 KG.	KAR	5464.00	5706.25	7192.33	-4.25	-24.03
0192201. JUTE BAGS LOCAL	100	LAH	12250.00	12250.00	11250.00	0.00	8.89
		FAS	9000.00	9000.00	9000.00	0.00	0.00
		KAR	10750.00	10750.00	9200.00	0.00	16.85
		PSH	9500.00	9500.00	9500.00	0.00	0.00
016. Unmanufactured Tobacco							
0197001. TOBACCO SIND KARO	40 KG.	SAR	5175.00	5000.00	4200.00	3.50	23.21
		SKR	2200.00	2200.00	2200.00	0.00	0.00
		LRK	2000.00	2000.00	1890.00	0.00	5.82
0197002. TOBACCO DESI(MITHA)	40 KG.	LAH	5450.00	5250.00	4900.00	3.81	11.22
		SAR	6550.00	6500.00	5850.00	0.77	11.97
		HYD	5000.00	5000.00	4000.00	0.00	25.00
		QTA	2800.00	2545.00	2545.00	10.02	10.02
0197003. TOBACCO SUFAID PATHA	40 KG.	MUL	6900.00	6900.00	6400.00	0.00	7.81
		SAR	4795.00	4750.00	3250.00	0.95	47.54
		KAR	2690.00	2690.00	2680.00	0.00	0.37
		HYD	4500.00	4500.00	3250.00	0.00	38.46
		QTA	5415.00	5415.00	5415.00	0.00	0.00
0197004. TOBACCO HUKKA TWISTED	40 KG.	LAH	4450.00	4300.00	3900.00	3.49	14.10
		RAW	2375.00	2500.00	2175.00	-5.00	9.20
		MUL	4700.00	4700.00	4300.00	0.00	9.30
		KSR	4650.00	4550.00	3775.00	2.20	23.18
		HYD	5000.00	5000.00	4100.00	0.00	21.95
		SKR	3600.00	3600.00	2800.00	0.00	28.57
		QTA	2970.00	2970.00	2970.00	0.00	0.00
0197005. TOBACCO HUKKA PREPARED	40 KG.	LAH	3850.00	3700.00	3000.00	4.05	28.33
		RAW	1275.00	1275.00	1125.00	0.00	13.33
		MUL	1300.00	1300.00	1000.00	0.00	30.00
		KSR	3700.00	3450.00	2850.00	7.25	29.82
		LRK	1500.00	1500.00	1400.00	0.00	7.14
		QTA	1530.00	1530.00	1530.00	0.00	0.00
017. Poultry							
0215101. CHICKEN FARM(LIVE)	1 KG.	LAH	104.50	106.50	102.50	-1.88	1.95
		FAS	125.00	120.00	108.50	4.17	15.21
		RAW	119.00	119.00	122.50	0.00	-2.86
		MUL	124.00	151.00	109.00	-17.88	13.76
		GUJ	127.00	114.00	105.00	11.40	20.95
		SKT	111.00	128.00	108.00	-13.28	2.78
		BPR	120.00	116.00	107.50	3.45	11.63
		KAR	143.00	134.00	128.00	6.72	11.72
		HYD	135.00	130.00	115.00	3.85	17.39
		SKR	125.00	125.00	127.00	0.00	-1.57
		MPK	126.00	118.00	95.00	6.78	32.63
		PSH	130.00	132.00	132.00	-1.52	-1.52
		MNG	155.00	159.00	151.00	-2.52	2.65
		QTA	170.00	140.00	145.00	21.43	17.24

Contd.

7.10 Intercity Wholesale Prices of Selected Commodities

Group/Commodity/Item Specification	Unit	City	Prices (Rs.)			% Change in Nov.,2014 Over	
			Nov., 2014	Oct., 2014	Nov., 2013	Oct., 2014	Nov., 2013
			018. Raw Milk from Bovine Animals				
0221101. FRESH MILK	40 LTR.	LAH	3000.00	3000.00	2020.00	0.00	48.51
		FAS	2200.00	2200.00	2000.00	0.00	10.00
		RAW	2975.00	2975.00	2475.00	0.00	20.20
		MUL	2450.00	2300.00	2300.00	6.52	6.52
		SAH	2000.00	2000.00	1650.00	0.00	21.21
		SKT	2600.00	2600.00	2200.00	0.00	18.18
		KSR	2225.00	2175.00	2000.00	2.30	11.25
		KAR	3000.00	3000.00	2480.00	0.00	20.97
		HYD	2800.00	2800.00	2650.00	0.00	5.66
		SKR	2800.00	2800.00	2775.00	0.00	0.90
		MPK	2560.00	2560.00	2560.00	0.00	0.00
		PSH	2200.00	2200.00	2200.00	0.00	0.00
		BNU	2600.00	2600.00	2200.00	0.00	18.18
		QTA	2800.00	2800.00	2800.00	0.00	0.00
019. Eggs							
0231001. EGGS FARM CRATE OF 30 DOZ.	EACH	LAH	3240.00	2910.00	3150.00	11.34	2.86
		FAS	3240.00	2970.00	3150.00	9.09	2.86
		RAW	3210.00	2975.00	3035.00	7.90	5.77
		MUL	3050.00	2950.00	3425.00	3.39	-10.95
		GUJ	3240.00	3000.00	3150.00	8.00	2.86
		SKT	3300.00	3100.00	3100.00	6.45	6.45
		BPR	3330.00	2970.00	3540.00	12.12	-5.93
		KAR	3330.00	3090.00	3005.00	7.77	10.82
		HYD	3400.00	3200.00	3000.00	6.25	13.33
		SKR	3200.00	2750.00	2525.00	16.36	26.73
		MPK	3300.00	2790.00	3500.00	18.28	-5.71
		PSH	3100.00	2625.00	2850.00	18.10	8.77
		MNG	3275.00	2950.00	2900.00	11.02	12.93
		QTA	3000.00	2600.00	2850.00	15.38	5.26
020. Raw Animal Materials / Wool							
0294201. WOOL PAK. SUPERIOR WHITE	40 KG.	LAH	1575.00	1575.00	775.00	0.00	103.23
		MUL	2550.00	2550.00	2300.00	0.00	10.87
		KAR	3500.00	3500.00	2820.00	0.00	24.11
		BNU	2500.00	2500.00	2500.00	0.00	0.00
0294202. WOOL PAK. SUPERIOR YELLOW	40 KG.	LAH	1375.00	1375.00	862.50	0.00	59.42
		MUL	1900.00	1900.00	1900.00	0.00	0.00
		KAR	3500.00	3500.00	2820.00	0.00	24.11
		BNU	2250.00	2250.00	2250.00	0.00	0.00
0294203. WOOL PAK MEDIUM WHITE	40 KG.	LAH	1300.00	1300.00	740.00	0.00	75.68
		MUL	2050.00	2050.00	2100.00	0.00	-2.38
		KAR	3000.00	3000.00	2410.00	0.00	24.48
		BNU	2100.00	2100.00	2100.00	0.00	0.00
0294204. WOOL PAK.MEDIUM YELLOW	40 KG.	LAH	1175.00	1175.00	640.00	0.00	83.59
		MUL	1650.00	1650.00	1500.00	0.00	10.00
		KAR	2800.00	2800.00	2270.00	0.00	23.35
		BNU	1850.00	1850.00	1850.00	0.00	0.00
0294205. WOOL COLOURED LIGHT	40 KG.	LAH	925.00	925.00	825.00	0.00	12.12
		MUL	1050.00	1050.00	1100.00	0.00	-4.55
		KAR	2100.00	2100.00	1900.00	0.00	10.53
		BNU	1600.00	1600.00	1450.00	0.00	10.34

Contd.

7.10 Intercity Wholesale Prices of Selected Commodities

Group/Commodity/Item Specification	Unit	City	Prices (Rs.)			% Change in Nov.,2014 Over	
			Nov., 2014	Oct., 2014	Nov., 2013	Oct., 2014	Nov., 2013
			0294206. WOOL COLOURED DARK	40 KG.	LAH	825.00	825.00
		MUL	850.00	850.00	900.00	0.00	-5.56
		KAR	2000.00	2000.00	1835.00	0.00	8.99
		BNU	1500.00	1500.00	1450.00	0.00	3.45
021. Hides & Fur Skins, Raw							
0295101. HIDES WET SALTED COW MEDIUM	EACH	LAH	1975.00	1975.00	1975.00	0.00	0.00
		RAW	2450.00	2250.00	1975.00	8.89	24.05
		MUL	3250.00	3250.00	3250.00	0.00	0.00
		SKT	3000.00	3000.00	2950.00	0.00	1.69
		KSR	1925.00	1925.00	1925.00	0.00	0.00
		KAR	4000.00	3900.00	3900.00	2.56	2.56
		HYD	3000.00	3000.00	1850.00	0.00	62.16
		BNU	1700.00	1700.00	1450.00	0.00	17.24
		QTA	3500.00	3500.00	3000.00	0.00	16.67
0295102. HIDES WET SALTED BUFFALO MEDIUM	EACH	LAH	1675.00	1675.00	1675.00	0.00	0.00
		RAW	2450.00	2450.00	1975.00	0.00	24.05
		MUL	2950.00	2950.00	2650.00	0.00	11.32
		SKT	3000.00	3000.00	2950.00	0.00	1.69
		KSR	1625.00	1625.00	1625.00	0.00	0.00
		KAR	2700.00	2700.00	2650.00	0.00	1.89
		HYD	1850.00	1850.00	1750.00	0.00	5.71
		BNU	1900.00	1900.00	1825.00	0.00	4.11
		QTA	2400.00	2400.00	2400.00	0.00	0.00
0295103. HIDES WET SALTED CALF MEDIUM	EACH	LAH	1225.00	1225.00	1225.00	0.00	0.00
		RAW	2050.00	1950.00	1075.00	5.13	90.70
		MUL	1250.00	1250.00	1550.00	0.00	-19.35
		SKT	700.00	700.00	600.00	0.00	16.67
		KSR	975.00	975.00	975.00	0.00	0.00
		KAR	3900.00	4100.00	1700.00	-4.88	129.41
		HYD	2050.00	2050.00	2050.00	0.00	0.00
		BNU	900.00	900.00	750.00	0.00	20.00
		QTA	2300.00	2300.00	2300.00	0.00	0.00
0295301. SHEEP SKIN MEDIUM	100	RAW	28500.00	28500.00	23500.00	0.00	21.28
		MUL	29000.00	27500.00	37500.00	5.45	-22.67
		KSR	22000.00	22000.00	22000.00	0.00	0.00
		KAR	45600.00	45600.00	48750.00	0.00	-6.46
		HYD	20500.00	20500.00	20500.00	0.00	0.00
		PSH	36500.00	35000.00	32000.00	4.29	14.06
		QTA	50000.00	46500.00	50000.00	7.53	0.00
0295302. SHEEP SKIN LARGE	100	LAH	39000.00	39000.00	39000.00	0.00	0.00
		RAW	34500.00	34500.00	29500.00	0.00	16.95
		MUL	34000.00	31000.00	52500.00	9.68	-35.24
		KSR	30500.00	30500.00	30500.00	0.00	0.00
		KAR	60000.00	60000.00	63750.00	0.00	-5.88
		HYD	31500.00	31500.00	31500.00	0.00	0.00
		PSH	53500.00	52000.00	52000.00	2.88	2.88
		QTA	55000.00	55000.00	60000.00	0.00	-8.33
0295401. GOAT SKIN LARGE	100	LAH	31000.00	31000.00	31000.00	0.00	0.00
		RAW	33250.00	33250.00	28250.00	0.00	17.70
		KSR	27500.00	27500.00	27500.00	0.00	0.00
		KAR	40000.00	40000.00	52750.00	0.00	-24.17
		HYD	36500.00	36500.00	36500.00	0.00	0.00

Contd.

7.10 Intercity Wholesale Prices of Selected Commodities

Group/Commodity/Item Specification	Unit	City	Prices (Rs.)			% Change in Nov.,2014 Over	
			Nov., 2014	Oct., 2014	Nov., 2013	Oct., 2014	Nov., 2013
0295402. GOAT SKIN EXTRA LARGE	100	PSH	35000.00	32000.00	30000.00	9.38	16.67
		QTA	43500.00	43500.00	46500.00	0.00	-6.45
		LAH	41000.00	41000.00	41000.00	0.00	0.00
		RAW	34750.00	34750.00	29750.00	0.00	16.81
		MUL	52500.00	47500.00	57500.00	10.53	-8.70
		KSR	39500.00	39500.00	39500.00	0.00	0.00
		KAR	47000.00	47000.00	64500.00	0.00	-27.13
		HYD	36750.00	36750.00	36750.00	0.00	0.00
0295403. GOAT SKIN MEDIUM	100	PSH	36000.00	35000.00	35000.00	2.86	2.86
		QTA	52500.00	52500.00	52500.00	0.00	0.00
		LAH	29000.00	29000.00	29000.00	0.00	0.00
		RAW	29750.00	29750.00	24750.00	0.00	20.20
		MUL	34000.00	31000.00	32500.00	9.68	4.62
		SKT	35000.00	35000.00	30000.00	0.00	16.67
		KSR	24500.00	24500.00	24500.00	0.00	0.00
		KAR	23000.00	23000.00	46000.00	0.00	-50.00
0295404. GOAT SKIN SMALL	100	PSH	29000.00	25000.00	25000.00	16.00	16.00
		QTA	37500.00	37500.00	37500.00	0.00	0.00
		LAH	21000.00	21000.00	21000.00	0.00	0.00
		RAW	28750.00	27250.00	23750.00	5.50	21.05
		SKT	15000.00	15000.00	15000.00	0.00	0.00
		KSR	18500.00	18500.00	18500.00	0.00	0.00
		KAR	30000.00	30000.00	33875.00	0.00	-11.44
		PSH	20000.00	18000.00	18000.00	11.11	11.11
022. Fuel Wood in Logs							
0313001. FIRE WOOD MIXED DRY	40 KG.	QTA	27000.00	27000.00	27000.00	0.00	0.00
		LAH	610.00	590.00	540.00	3.39	12.96
		FAS	380.00	380.00	380.00	0.00	0.00
		RAW	562.50	562.50	537.50	0.00	4.65
		MUL	450.00	450.00	360.00	0.00	25.00
		GJT	470.00	470.00	470.00	0.00	0.00
		KAR	520.00	455.00	400.00	14.29	30.00
		HYD	350.00	350.00	350.00	0.00	0.00
		SKR	375.00	375.00	350.00	0.00	7.14
		LRK	400.00	390.00	450.00	2.56	-11.11
		PSH	650.00	650.00	600.00	0.00	8.33
		MNG	500.00	500.00	500.00	0.00	0.00
		QTA	465.00	465.00	465.00	0.00	0.00
023. Fish Live Fresh or Chilled							
0411901. FISH RAHU RIVER	40 KG.	LAH	9100.00	9100.00	9100.00	0.00	0.00
		RAW	6475.00	6475.00	5850.00	0.00	10.68
		MUL	8800.00	8600.00	9300.00	2.33	-5.38
		HYD	8000.00	8000.00	8000.00	0.00	0.00
		SKR	10500.00	10500.00	8800.00	0.00	19.32
		PSH	9500.00	9000.00	7200.00	5.56	31.94
0411902. FISH RAHU SEA	40 KG.	KAR	3500.00	3100.00	3610.00	12.90	-3.05
0411903. FISH SURMAI (SEA)	40 KG.	KAR	7900.00	7600.00	7500.00	3.95	5.33
2. Ores/Minerals, Elec., Gas & Water							
024. Coal not Agglomerated							
1101001. COAL	MT.	LAH	14250.00	14250.00	14250.00	0.00	0.00

Contd.

7.10 Intercity Wholesale Prices of Selected Commodities

Group/Commodity/Item Specification	Unit	City	Prices (Rs.)			% Change in Nov.,2014 Over	
			Nov., 2014	Oct., 2014	Nov., 2013	Oct., 2014	Nov., 2013
025. Natural Gas Liquified							
1202001. SUI GAS GENERAL INDUSRIAL USE	MMBTU	KAR	571.23	571.23	571.23	0.00	0.00
1202002. LPG	KG.	LAH	129.79	164.60	124.00	-21.15	4.67
		RAW	143.00	155.00	132.00	-7.74	8.33
		KAR	120.00	150.00	132.50	-20.00	-9.43
		PSH	160.00	160.00	160.00	0.00	0.00
		QTA	125.00	125.00	133.50	0.00	-6.37
1202003. CNG	KG.	KAR	73.93	73.93	71.12	0.00	3.95
026. Salt & Pure Sodium Chloride							
1620001. SALT CRUSHED LAHORI	40 KG.	LAH	195.00	195.00	147.50	0.00	32.20
		RAW	345.00	345.00	282.50	0.00	22.12
		MUL	280.00	280.00	280.00	0.00	0.00
		GJT	240.00	240.00	125.00	0.00	92.00
		KAR	325.00	325.00	325.00	0.00	0.00
		SKR	275.00	275.00	275.00	0.00	0.00
		PSH	200.00	200.00	155.00	0.00	29.03
1620002. SEA SALT	40 KG.	LAH	195.00	195.00	132.50	0.00	47.17
		FAS	400.00	400.00	400.00	0.00	0.00
		KAR	122.50	122.50	122.50	0.00	0.00
		HYD	130.00	130.00	130.00	0.00	0.00
		NWB	300.00	300.00	250.00	0.00	20.00
027. Electrical Energy							
1710011. ELECTRICITY TARRIF B1	KWH.	KAR	14.83	14.75	14.75	0.54	0.54
1710012. ELECTRICITY TARRIF B2	KWH.	KAR	14.85	14.77	14.77	0.54	0.54
1710013. ELECTRICITY TARRIF B3	KWH.	KAR	15.15	15.15	15.15	0.00	0.00
1710014. ELECTRICITY TARRIF B4	KWH.	KAR	14.96	14.96	14.96	0.00	0.00
1710021. ELECTRICITY TARIFF-D1	KWH.	KAR	11.14	10.66	10.66	4.50	4.50
1710022. ELECTRICITY TARIFF-D2	KWH.	KAR	12.79	11.89	11.89	7.57	7.57
3. Food,Beverages,Tobacco,Textiles,Leather							
3a) Food Products, Beverages & Tobacco							
028. Meat of Animals							
2111101. BEEF	40 KG.	LAH	11200.00	11200.00	10700.00	0.00	4.67
		FAS	9300.00	9300.00	8500.00	0.00	9.41
		RAW	8550.00	8550.00	8550.00	0.00	0.00
		MUL	8800.00	8800.00	8800.00	0.00	0.00
		SAR	10150.00	10150.00	10000.00	0.00	1.50
		GJT	10000.00	10000.00	10000.00	0.00	0.00
		KAR	10800.00	10800.00	8300.00	0.00	30.12
		HYD	9550.00	9550.00	9550.00	0.00	0.00
		PSH	9950.00	9950.00	9900.00	0.00	0.51
		MNG	10000.00	10000.00	10000.00	0.00	0.00
		QTA	15000.00	15000.00	11500.00	0.00	30.43
2111601. MUTTON	40 KG.	LAH	25250.00	25250.00	23600.00	0.00	6.99
		FAS	19750.00	19750.00	18000.00	0.00	9.72
		RAW	24250.00	24250.00	22650.00	0.00	7.06
		MUL	20200.00	20200.00	20200.00	0.00	0.00
		KAR	21600.00	21600.00	16800.00	0.00	28.57
		HYD	19600.00	19600.00	19250.00	0.00	1.82
		PSH	22500.00	22500.00	21000.00	0.00	7.14
		MNG	16000.00	16000.00	16000.00	0.00	0.00
		QTA	23200.00	23200.00	21200.00	0.00	9.43

Contd.

7.10 Intercity Wholesale Prices of Selected Commodities

Group/Commodity/Item Specification	Unit	City	Prices (Rs.)			% Change in Nov.,2014 Over	
			Nov., 2014	Oct., 2014	Nov., 2013	Oct., 2014	Nov., 2013
			029. Vegetables & Fruit Juice				
2133101. TOMATO KETCHUP 300 GM.	DOZ.	LAH	815.00	815.00	815.00	0.00	0.00
		FAS	892.20	892.20	892.20	0.00	0.00
		RAW	1010.00	1010.00	862.50	0.00	17.10
		MUL	960.00	960.00	924.00	0.00	3.90
		GJT	900.00	900.00	840.00	0.00	7.14
		KAR	780.00	780.00	780.00	0.00	0.00
		HYD	724.00	724.00	724.00	0.00	0.00
		SKR	936.72	936.72	1052.90	0.00	-11.03
		MPK	772.00	772.00	772.00	0.00	0.00
		PSH	1050.00	1050.00	830.00	0.00	26.51
		MNG	920.00	920.00	816.00	0.00	12.75
		QTA	828.00	828.00	828.00	0.00	0.00
2133901. CHILLES & LIME PKL.IN OIL 340 G.	DOZ.	LAH	1017.00	1017.00	1017.00	0.00	0.00
		RAW	1137.50	1137.50	1137.50	0.00	0.00
		KAR	960.00	960.00	960.00	0.00	0.00
		MPK	992.76	992.76	992.76	0.00	0.00
		PSH	1080.00	1080.00	1080.00	0.00	0.00
		QTA	938.00	938.00	938.00	0.00	0.00
030. Dried Fruits & Nuts							
2141101. KISHMISH(RAISIN) AVG. QLTY.	40 KG.	LAH	9000.00	9000.00	9000.00	0.00	0.00
		RAW	8100.00	8100.00	7375.00	0.00	9.83
		MUL	11250.00	11250.00	8100.00	0.00	38.89
		KAR	9000.00	9000.00	8950.00	0.00	0.56
		HYD	9400.00	9000.00	8400.00	4.44	11.90
		MPK	11500.00	11500.00	11500.00	0.00	0.00
		PSH	7600.00	7600.00	7100.00	0.00	7.04
		BNU	8650.00	8650.00	8650.00	0.00	0.00
		QTA	5100.00	5100.00	5100.00	0.00	0.00
2141301. GROUND NUT WITH SHELL AVG. QLTY.	40 KG.	LAH	4450.00	4450.00	4550.00	0.00	-2.20
		RAW	3975.00	3975.00	5475.00	0.00	-27.40
		MUL	4100.00	4100.00	4300.00	0.00	-4.65
		KAR	6875.00	6875.00	6800.00	0.00	1.10
		HYD	4500.00	4500.00	4900.00	0.00	-8.16
		MPK	4300.00	3000.00	3500.00	43.33	22.86
		PSH	5450.00	5200.00	5800.00	4.81	-6.03
		QTA	3850.00	3850.00	3850.00	0.00	0.00
031. Fruit Juices							
2142901. ROOHAFZA(SHARBAT)	DOZ.	LAH	1512.00	1512.00	1480.00	0.00	2.16
		FAS	1560.00	1560.00	1500.00	0.00	4.00
		RAW	1575.00	1575.00	1532.50	0.00	2.77
		MUL	1540.00	1540.00	1500.00	0.00	2.67
		GUJ	1600.00	1600.00	1520.00	0.00	5.26
		BPR	1560.00	1560.00	1500.00	0.00	4.00
		GJT	1650.00	1650.00	1520.00	0.00	8.55
		KAR	1560.00	1560.00	1500.00	0.00	4.00
		HYD	1560.00	1560.00	1510.00	0.00	3.31
		SKR	1590.00	1590.00	1500.00	0.00	6.00
		LRK	1550.00	1550.00	1560.00	0.00	-0.64
		PSH	1560.00	1560.00	1430.00	0.00	9.09
		BNU	1570.00	1570.00	1470.00	0.00	6.80

Contd.

7.10 Intercity Wholesale Prices of Selected Commodities

Group/Commodity/Item Specification	Unit	City	Prices (Rs.)			% Change in Nov.,2014 Over	
			Nov., 2014	Oct., 2014	Nov., 2013	Oct., 2014	Nov., 2013
2142902. JAM-E-SHREEN	DOZ.	MNG	1560.00	1560.00	1520.00	0.00	2.63
		QTA	1596.00	1596.00	1596.00	0.00	0.00
		LAH	1550.00	1550.00	1440.00	0.00	7.64
		FAS	1550.00	1550.00	1500.00	0.00	3.33
		RAW	1610.00	1610.00	1595.00	0.00	0.94
		MUL	1545.00	1545.00	1520.00	0.00	1.64
		GUJ	1560.00	1560.00	1520.00	0.00	2.63
		BPR	1560.00	1560.00	1520.00	0.00	2.63
		KAR	1560.00	1560.00	1500.00	0.00	4.00
		HYD	1560.00	1560.00	1510.00	0.00	3.31
		SKR	1550.00	1550.00	1500.00	0.00	3.33
		PSH	1560.00	1560.00	1430.00	0.00	9.09
		BNU	1550.00	1550.00	1470.00	0.00	5.44
		MNG	1560.00	1560.00	1520.00	0.00	2.63
2142903. FRUIT JUICE TETRA PACK	DOZ.	LAH	190.00	190.00	138.00	0.00	37.68
		FAS	157.50	157.50	144.00	0.00	9.38
		RAW	157.50	157.50	137.50	0.00	14.55
		MUL	135.00	135.00	135.00	0.00	0.00
		KAR	136.00	136.00	136.00	0.00	0.00
		HYD	130.00	130.00	130.00	0.00	0.00
		SKR	180.00	180.00	180.00	0.00	0.00
		PSH	129.00	129.00	129.00	0.00	0.00
2142904. LEMON/ORANGE SQUASH MITCHELS(730ML)	DOZ.	QTA	110.00	110.00	110.00	0.00	0.00
		LAH	1540.00	1540.00	1540.00	0.00	0.00
		FAS	1560.00	1560.00	1560.00	0.00	0.00
		RAW	1615.00	1615.00	1615.00	0.00	0.00
		MUL	1612.00	1612.00	1612.00	0.00	0.00
		KAR	1560.00	1560.00	1400.00	0.00	11.43
		HYD	1620.00	1620.00	1620.00	0.00	0.00
2142905. MUREEY BREWERY (TOPS)	DOZ.	PSH	1500.00	1500.00	1410.00	0.00	6.38
		LAH	495.00	495.00	495.00	0.00	0.00
		RAW	1055.00	1055.00	1055.00	0.00	0.00
2149201. APL/MNG/ORG/MIX. FRUIT JAM 450 G.	DOZ.	KSR	435.00	435.00	435.00	0.00	0.00
		LAH	1455.00	1455.00	1455.00	0.00	0.00
		RAW	1405.00	1405.00	1337.50	0.00	5.05
		KAR	1184.00	1184.00	1184.00	0.00	0.00
		MPK	1183.00	1183.00	1183.00	0.00	0.00
2149202. MANGO/MIXED PICKLE IN OIL 340 G.	DOZ.	PSH	1520.00	1520.00	1390.00	0.00	9.35
		QTA	1320.00	1320.00	1320.00	0.00	0.00
		LAH	1080.00	1080.00	1080.00	0.00	0.00
		RAW	1137.50	1137.50	1137.50	0.00	0.00
		KAR	960.00	960.00	960.00	0.00	0.00
		MPK	992.76	992.76	992.76	0.00	0.00
032. Vegetable Oils Refined	5 LTR.	PSH	1080.00	1080.00	1080.00	0.00	0.00
		QTA	936.00	936.00	936.00	0.00	0.00
		LAH	940.00	940.00	940.00	0.00	0.00
		FAS	940.00	940.00	960.00	0.00	-2.08
		RAW	965.00	965.00	982.50	0.00	-1.78
		MUL	986.00	986.00	982.00	0.00	0.41
2154101. SOYABEAN COOKING OIL TIN	5 LTR.	KAR	985.00	985.00	985.00	0.00	0.00
		HYD	966.18	1024.00	1024.00	-5.65	-5.65

Contd.

7.10 Intercity Wholesale Prices of Selected Commodities

Group/Commodity/Item Specification	Unit	City	Prices (Rs.)			% Change in Nov.,2014				
						Over				
			Nov., 2014	Oct., 2014	Nov., 2013	Oct., 2014	Nov., 2013			
2154301. SUN FLOWER COOKING OIL	5 LTR.	SKR	980.00	980.00	960.00	0.00	2.08			
		MPK	970.00	970.00	970.00	0.00	0.00			
		PSH	1050.00	1050.00	987.50	0.00	6.33			
		BNU	1000.00	1000.00	1000.00	0.00	0.00			
		QTA	915.00	915.00	915.00	0.00	0.00			
		LAH	940.00	940.00	940.00	0.00	0.00			
		FAS	820.00	820.00	870.00	0.00	-5.75			
		RAW	965.00	965.00	982.50	0.00	-1.78			
		MUL	908.55	908.55	1045.00	0.00	-13.06			
		GJT	1045.00	1045.00	1045.00	0.00	0.00			
		KAR	985.00	985.00	985.00	0.00	0.00			
		HYD	880.00	880.00	880.00	0.00	0.00			
		SKR	880.00	880.00	870.00	0.00	1.15			
		PSH	990.00	990.00	1062.50	0.00	-6.82			
2154401. MUSTARD & RAPE SEED OIL.	40 KG.	MNG	900.00	900.00	920.00	0.00	-2.17			
		QTA	900.00	900.00	900.00	0.00	0.00			
		LAH	5850.00	5850.00	5550.00	0.00	5.41			
		RAW	7275.00	7275.00	7275.00	0.00	0.00			
		MUL	5550.00	5550.00	5100.00	0.00	8.82			
		KSR	5750.00	5750.00	5450.00	0.00	5.50			
		KAR	6700.00	6700.00	6500.00	0.00	3.08			
		HYD	5500.00	5500.00	5500.00	0.00	0.00			
		MPK	5400.00	5400.00	5250.00	0.00	2.86			
		PSH	6375.00	6588.00	7250.00	-3.23	-12.07			
		BNU	6200.00	6200.00	6700.00	0.00	-7.46			
		QTA	6000.00	6000.00	6000.00	0.00	0.00			
		2154801. COTTON SEED OIL	40 KG.	LAH	5625.00	5625.00	5425.00	0.00	3.69	
				MUL	4550.00	4550.00	4900.00	0.00	-7.14	
GUJ	5200.00			5200.00	7000.00	0.00	-25.71			
SAR	5450.00			5400.00	5081.00	0.93	7.26			
KAR	5850.00			5850.00	5850.00	0.00	0.00			
HYD	5000.00			5000.00	4900.00	0.00	2.04			
SKR	5240.00			5240.00	4570.00	0.00	14.66			
NWB	6000.00			6000.00	6000.00	0.00	0.00			
PSH	5600.00			5600.00	5900.00	0.00	-5.08			
2154901. RAFHAN CORN OIL	2.00 LT			LAH	650.00	650.00	600.00	0.00	8.33	
				FAS	710.00	710.00	615.00	0.00	15.45	
				RAW	537.50	537.50	537.50	0.00	0.00	
				MUL	703.00	703.00	606.00	0.00	16.01	
				KAR	685.00	685.00	535.00	0.00	28.04	
		HYD	705.00	705.00	617.01	0.00	14.26			
		MPK	630.00	630.00	607.00	0.00	3.79			
		PSH	690.00	680.00	620.00	1.47	11.29			
		MNG	630.00	630.00	630.00	0.00	0.00			
		QTA	730.00	730.00	535.00	0.00	36.45			
		033. Vegetable Ghee	2159001. VEGETABLE GHEE(16 KG TIN)	EACH	LAH	2430.00	2430.00	2420.00	0.00	0.41
					RAW	2435.00	2415.00	2462.50	0.83	-1.12
					MUL	2410.00	2450.00	2505.00	-1.63	-3.79
					SKT	2570.00	2570.00	2325.00	0.00	10.54
			KAR	2455.00	2455.00	2460.00	0.00	-0.20		
			SKR	2340.00	2340.00	2350.00	0.00	-0.43		

Contd.

7.10 Intercity Wholesale Prices of Selected Commodities

Group/Commodity/Item Specification	Unit	City	Prices (Rs.)			% Change in Nov.,2014 Over	
			Nov., 2014	Oct., 2014	Nov., 2013	Oct., 2014	Nov., 2013
		MPK	2040.00	2040.00	2320.00	0.00	-12.07
		PSH	2480.00	2480.00	2580.00	0.00	-3.88
		MNG	2450.00	2470.00	2570.00	-0.81	-4.67
		QTA	2450.00	2450.00	2775.00	0.00	-11.71
2159002. VEGETABLE GHEE(DALDA/TULO/HABIB/SHA)	05 KG.	LAH	995.00	995.00	995.00	0.00	0.00
		FAS	902.50	902.50	925.00	0.00	-2.43
		RAW	965.00	965.00	982.50	0.00	-1.78
		MUL	966.79	966.79	946.86	0.00	2.10
		SAR	952.00	952.00	1200.00	0.00	-20.67
		GJT	950.00	950.00	970.00	0.00	-2.06
		KAR	972.50	982.50	982.50	-1.02	-1.02
		HYD	966.00	966.00	966.00	0.00	0.00
		SKR	970.00	970.00	940.00	0.00	3.19
		PSH	960.00	965.00	970.00	-0.52	-1.03
		QTA	956.00	956.00	1015.00	0.00	-5.81
034. Oil Cakes							
2171001. COTTON SEED OIL CAKES	40 KG.	LAH	1525.00	1525.00	1125.00	0.00	35.56
		FAS	1100.00	1150.00	975.00	-4.35	12.82
		MUL	1050.00	1125.00	930.00	-6.67	12.90
		SAR	1300.00	1390.00	1075.00	-6.47	20.93
		BPR	1225.00	1225.00	1025.00	0.00	19.51
		HYD	1200.00	1250.00	945.00	-4.00	26.98
		SKR	1200.00	1368.00	926.00	-12.28	29.59
		MPK	1050.00	1006.00	850.00	4.37	23.53
		PSH	1290.00	1257.00	975.00	2.63	32.31
		QTA	925.00	925.00	925.00	0.00	0.00
2171002. MUSTARD & RAPSEED OIL CAKES	40 KG.	LAH	1250.00	1250.00	1075.00	0.00	16.28
		FAS	1315.00	1315.00	1350.00	0.00	-2.59
		MUL	1310.00	1370.00	1490.00	-4.38	-12.08
		SAR	1350.00	1415.00	1150.00	-4.59	17.39
		BPR	1325.00	1425.00	1575.00	-7.02	-15.87
		HYD	1325.00	1350.00	1250.00	-1.85	6.00
		SKR	1350.00	1497.00	1590.00	-9.82	-15.09
		MPK	1300.00	1250.00	1150.00	4.00	13.04
		PSH	1440.00	1420.00	1200.00	1.41	20.00
		QTA	950.00	950.00	950.00	0.00	0.00
035. Processed Liquid Milk							
2211002. MILK PAK/HALEEB/NESTLE (LITRE)	DOZ.	LAH	1200.00	1200.00	1019.00	0.00	17.76
		FAS	1125.00	1125.00	972.50	0.00	15.68
		RAW	1195.00	1195.00	1019.00	0.00	17.27
		KAR	1250.00	1250.00	1080.00	0.00	15.74
		HYD	1125.00	1125.00	960.00	0.00	17.19
		SKR	1140.00	1140.00	970.00	0.00	17.53
		PSH	1240.00	1240.00	1019.00	0.00	21.69
		MNG	1245.00	1245.00	1020.00	0.00	22.06
036. Milk & Cream in Solid Form							
2221101. POWD.MILK EVERYDAY(NESTLE)1KG.	EACH	LAH	620.00	620.00	590.00	0.00	5.08
		RAW	620.00	620.00	555.00	0.00	11.71
		MUL	620.33	620.33	555.58	0.00	11.65
		KAR	620.00	620.00	550.00	0.00	12.73
		HYD	621.00	621.00	555.00	0.00	11.89

Contd.

7.10 Intercity Wholesale Prices of Selected Commodities

Group/Commodity/Item Specification	Unit	City	Prices (Rs.)			% Change in Nov.,2014 Over	
			Nov., 2014	Oct., 2014	Nov., 2013	Oct., 2014	Nov., 2013
		SKR	620.00	620.00	540.00	0.00	14.81
		PSH	620.00	620.00	565.00	0.00	9.73
		BNU	630.00	630.00	550.00	0.00	14.55
		QTA	682.00	682.00	465.00	0.00	46.67
2221201. POWDERED MILK(SKIMMED)/BAG 25 KG.	EACH	LAH	11750.00	11750.00	8500.00	0.00	38.24
		RAW	11775.00	11775.00	10900.00	0.00	8.03
		MUL	10900.00	10900.00	11250.00	0.00	-3.11
		KAR	15900.00	15900.00	15000.00	0.00	6.00
		PSH	11400.00	11400.00	12500.00	0.00	-8.80
		QTA	12500.00	12500.00	7000.00	0.00	78.57
2221202. POWDERED MILK NIDO (1 KG. POLY BA	EACH	LAH	692.00	692.00	590.00	0.00	17.29
		RAW	738.00	738.00	636.00	0.00	16.04
		GUJ	738.00	738.00	578.00	0.00	27.68
		KAR	650.00	620.00	570.00	4.84	14.04
		HYD	737.74	737.74	580.00	0.00	27.20
		PSH	670.00	670.00	565.00	0.00	18.58
037. Ice Cream							
2227001. ICE CREAM POLKA/WALLS	DOZ.	LAH	324.00	324.00	324.00	0.00	0.00
		RAW	442.50	442.50	442.50	0.00	0.00
		KAR	264.00	264.00	264.00	0.00	0.00
		HYD	432.00	432.00	378.00	0.00	14.29
		SKR	240.00	240.00	198.00	0.00	21.21
		QTA	384.00	384.00	384.00	0.00	0.00
038. Dairy Products N.E.C							
2229001. MILO(200 GM. PACK) NESTLE	EACH	LAH	198.00	198.00	177.00	0.00	11.86
		FAS	185.00	185.00	160.00	0.00	15.63
		RAW	162.50	162.50	139.00	0.00	16.91
		MUL	140.00	140.00	140.00	0.00	0.00
		KAR	174.00	174.00	174.00	0.00	0.00
		HYD	134.50	134.50	134.50	0.00	0.00
		MPK	180.00	180.00	180.00	0.00	0.00
		PSH	155.00	155.00	150.00	0.00	3.33
		MNG	182.00	182.00	140.00	0.00	30.00
		QTA	150.00	150.00	150.00	0.00	0.00
2229002. LACTOGEN(SOFT PACK 400 GM)	EACH	LAH	380.00	380.00	350.00	0.00	8.57
		FAS	395.00	395.00	350.00	0.00	12.86
		RAW	395.00	395.00	355.00	0.00	11.27
		MUL	393.50	393.50	347.00	0.00	13.40
		KAR	394.00	394.00	348.00	0.00	13.22
		HYD	394.00	394.00	350.00	0.00	12.57
		MPK	400.00	400.00	350.00	0.00	14.29
		PSH	389.00	380.00	341.00	2.37	14.08
		QTA	395.00	395.00	370.00	0.00	6.76
039. Wheat Flour							
2311001. WHEAT FLOUR SUP. QLTY.	80 KG.	LAH	3375.00	3375.00	3714.00	0.00	-9.13
		FAS	3080.00	3080.00	3320.00	0.00	-7.23
		RAW	3725.00	3725.00	3687.50	0.00	1.02
		MUL	3175.00	3175.00	3450.00	0.00	-7.97
		GUJ	3265.00	3225.00	3225.00	1.24	1.24
		SAR	3040.00	3000.00	3600.00	1.33	-15.56
		SKT	3850.00	3850.00	3440.00	0.00	11.92
		GJT	3050.00	3050.00	3385.00	0.00	-9.90

Contd.

7.10 Intercity Wholesale Prices of Selected Commodities

Group/Commodity/Item Specification	Unit	City	Prices (Rs.)			% Change in Nov.,2014 Over	
			Nov., 2014	Oct., 2014	Nov., 2013	Oct., 2014	Nov., 2013
2311002. WHEAT FLOUR AVG. QLTY	80 KG.	KAR	3100.00	3100.00	3262.50	0.00	-4.98
		HYD	3525.00	3525.00	3400.00	0.00	3.68
		SKR	2970.00	2970.00	3320.00	0.00	-10.54
		LRK	3200.00	3150.00	3280.00	1.59	-2.44
		PSH	3400.00	3420.00	3445.00	-0.58	-1.31
		QTA	3200.00	3200.00	3220.00	0.00	-0.62
		LAH	3175.00	3175.00	3140.00	0.00	1.11
		FAS	2780.00	2780.00	3140.00	0.00	-11.46
		RAW	3162.50	3162.50	3162.50	0.00	0.00
		MUL	2975.00	2975.00	3130.00	0.00	-4.95
		SAH	3080.00	3080.00	2850.00	0.00	8.07
		SAR	2880.00	2800.00	3000.00	2.86	-4.00
		BPR	3152.00	3152.00	3240.00	0.00	-2.72
		GJT	2940.00	2940.00	3280.00	0.00	-10.37
		KAR	2900.00	2900.00	3137.50	0.00	-7.57
		HYD	3240.00	3240.00	3350.00	0.00	-3.28
SKR	3040.00	3040.00	3290.00	0.00	-7.60		
LRK	3040.00	3020.00	3280.00	0.66	-7.32		
MPK	2900.00	2900.00	3120.00	0.00	-7.05		
PSH	3180.00	3180.00	3320.00	0.00	-4.22		
MNG	3160.00	3160.00	3300.00	0.00	-4.24		
QTA	2950.00	2950.00	2840.00	0.00	3.87		
2311003. WHEAT FLOUR/BAG OF 10 KG.	EACH	LAH	390.00	390.00	392.00	0.00	-0.51
		FAS	370.00	370.00	410.00	0.00	-9.76
		RAW	380.00	380.00	395.00	0.00	-3.80
		MUL	380.00	380.00	395.00	0.00	-3.80
		GUJ	395.00	390.00	393.00	1.28	0.51
		SKT	380.00	350.00	395.00	8.57	-3.80
		BPR	394.00	394.00	405.00	0.00	-2.72
		GJT	370.00	370.00	385.00	0.00	-3.90
		KAR	419.00	419.00	416.50	0.00	0.60
		HYD	405.00	405.00	430.00	0.00	-5.81
		SKR	377.50	375.00	415.00	0.67	-9.04
		LRK	380.00	375.00	417.50	1.33	-8.98
		MPK	380.00	380.00	410.00	0.00	-7.32
		NWB	420.00	415.00	390.00	1.20	7.69
		PSH	385.00	390.00	417.50	-1.28	-7.78
		QTA	370.00	370.00	420.00	0.00	-11.90
2311004. MAIDA AVG. QLTY.	80 KG.	LAH	3460.00	3460.00	3700.00	0.00	-6.49
		FAS	3425.00	3475.00	3500.00	-1.44	-2.14
		RAW	3787.50	3787.50	3612.50	0.00	4.84
		MUL	3485.00	3485.00	3575.00	0.00	-2.52
		SAR	3520.00	3600.00	3700.00	-2.22	-4.86
		BPR	3650.00	3650.00	3580.00	0.00	1.96
		GJT	3600.00	3600.00	3640.00	0.00	-1.10
		KAR	3580.00	3460.00	3575.00	3.47	0.14
		HYD	3625.00	3625.00	3450.00	0.00	5.07
		SKR	3460.00	3460.00	3470.00	0.00	-0.29
		MPK	3650.00	3650.00	3500.00	0.00	4.29
		PSH	3740.00	3740.00	3850.00	0.00	-2.86
		MNG	3770.00	3770.00	3860.00	0.00	-2.33
		QTA	5200.00	5200.00	3120.00	0.00	66.67

Contd.

7.10 Intercity Wholesale Prices of Selected Commodities

Group/Commodity/Item Specification	Unit	City	Prices (Rs.)			% Change in Nov.,2014 Over	
			Nov., 2014	Oct., 2014	Nov., 2013	Oct., 2014	Nov., 2013
2311005. SUJI	85 KG.	LAH	3777.50	3777.50	3987.50	0.00	-5.27
		FAS	3650.00	3650.00	3700.00	0.00	-1.35
		RAW	3837.50	3837.50	3662.50	0.00	4.78
		MUL	3720.00	3575.00	3850.00	4.06	-3.38
		SAH	3600.00	3600.00	3700.00	0.00	-2.70
		BPR	3835.00	3835.00	3850.00	0.00	-0.39
		GJT	3825.00	3825.00	3774.00	0.00	1.35
		KAR	3804.00	3591.00	3575.00	5.93	6.41
		HYD	3750.00	3750.00	3600.00	0.00	4.17
		SKR	3850.00	3850.00	3750.00	0.00	2.67
		MPK	3950.00	3950.00	3750.00	0.00	5.33
		PSH	3720.00	3720.00	3600.00	0.00	3.33
		QTA	4600.00	4600.00	3725.00	0.00	23.49
		2311006. CERELAC WHEAT(400 GM.)	EACH	LAH	260.00	260.00	197.33
FAS	245.00			240.00	220.00	2.08	11.36
RAW	251.43			251.43	251.43	0.00	0.00
MUL	243.50			243.50	206.75	0.00	17.78
KAR	198.00			198.00	198.00	0.00	0.00
HYD	220.00			220.00	220.00	0.00	0.00
MPK	245.00			210.00	210.00	16.67	16.67
PSH	243.00			243.00	206.00	0.00	17.96
MNG	243.00			243.00	240.00	0.00	1.25
QTA	245.00			245.00	180.00	0.00	36.11
040. Other Cereal Flour							
2312001. BESAN	85 KG.	LAH	5255.00	5255.00	4475.00	0.00	17.43
		FAS	5419.00	5100.00	4040.00	6.25	34.13
		RAW	5412.50	5362.50	5900.00	0.93	-8.26
		MUL	5050.00	5050.00	4900.00	0.00	3.06
		GUJ	5525.00	5525.00	5000.00	0.00	10.50
		SAR	5400.00	5312.00	4700.00	1.66	14.89
		SKT	5500.00	5200.00	5200.00	5.77	5.77
		GJT	5580.00	5300.00	4200.00	5.28	32.86
		KSR	5300.00	5300.00	4250.00	0.00	24.71
		KAR	6035.00	5865.00	6481.50	2.90	-6.89
		HYD	5150.00	5150.00	5250.00	0.00	-1.90
		SKR	5060.00	5060.00	4675.00	0.00	8.24
		MPK	5525.00	5525.00	5100.00	0.00	8.33
		PSH	5542.50	5500.00	6400.00	0.77	-13.40
		QTA	6800.00	6800.00	7200.00	0.00	-5.56
041. Sugar Refined							
2352001. SUGAR REFINED(BAG)	50 KG.	LAH	2750.00	2950.00	2760.00	-6.78	-0.36
		FAS	2730.00	2805.00	2905.00	-2.67	-6.02
		RAW	2525.00	2862.50	2975.00	-11.79	-15.13
		MUL	2750.00	2750.00	2827.50	0.00	-2.74
		GUJ	2815.00	2815.00	2910.00	0.00	-3.26
		SKT	2750.00	2840.00	2800.00	-3.17	-1.79
		GJT	2770.00	2830.00	2920.00	-2.12	-5.14
		KAR	2762.50	2735.00	2712.50	1.01	1.84
		HYD	2670.00	2720.00	2840.00	-1.84	-5.99
		MPK	2660.00	2700.00	2825.00	-1.48	-5.84
		PSH	2760.00	2830.00	2920.00	-2.47	-5.48

Contd.

7.10 Intercity Wholesale Prices of Selected Commodities

Group/Commodity/Item Specification	Unit	City	Prices (Rs.)			% Change in Nov.,2014 Over	
			Nov., 2014	Oct., 2014	Nov., 2013	Oct., 2014	Nov., 2013
2352002. GUR AVG. QLT.	40 KG.	MNG	2750.00	2875.00	3000.00	-4.35	-8.33
		QTA	2720.00	2780.00	2875.00	-2.16	-5.39
		LAH	3175.00	2950.00	3175.00	7.63	0.00
		MUL	2300.00	2575.00	2500.00	-10.68	-8.00
		SAR	2500.00	2300.00	2750.00	8.70	-9.09
		SKT	3000.00	2650.00	3000.00	13.21	0.00
		KSR	2975.00	2900.00	3075.00	2.59	-3.25
		KAR	2640.00	2640.00	3190.00	0.00	-17.24
		HYD	2500.00	2500.00	2650.00	0.00	-5.66
		SKR	2700.00	2700.00	2150.00	0.00	25.58
		PSH	2915.00	3100.00	3200.00	-5.97	-8.91
		MNG	3040.00	3240.00	3240.00	-6.17	-6.17
QTA	3000.00	3000.00	2950.00	0.00	1.69		
042. Chocolate							
2366001. CHOCOLATE CANDY (NOW)	DOZ.	LAH	52.00	52.00	52.00	0.00	0.00
		RAW	54.50	54.50	54.50	0.00	0.00
		BPR	55.00	55.00	55.00	0.00	0.00
		KSR	52.00	52.00	52.00	0.00	0.00
		KAR	52.00	52.00	52.00	0.00	0.00
		PSH	51.00	51.00	51.00	0.00	0.00
		QTA	54.00	54.00	54.00	0.00	0.00
043. Sugar Confectionary							
2367001. TOFFEE (HILAL)	DOZ.	LAH	10.00	10.00	10.00	0.00	0.00
		RAW	10.00	10.00	10.00	0.00	0.00
		GUJ	10.00	10.00	10.00	0.00	0.00
		SKT	10.00	10.00	10.00	0.00	0.00
		BPR	10.97	10.97	10.97	0.00	0.00
		KSR	10.00	10.00	10.00	0.00	0.00
		KAR	10.00	10.00	10.00	0.00	0.00
		HYD	10.00	10.00	10.00	0.00	0.00
		LRK	10.50	10.50	10.50	0.00	0.00
		PSH	12.00	12.00	12.00	0.00	0.00
		QTA	10.00	10.00	10.00	0.00	0.00
044. Coffee & Tea							
2391301. TEA LIPTON YELLOW LABEL 200 G.PKT	06 PKT.	LAH	725.00	725.00	948.00	0.00	-23.52
		FAS	700.00	700.00	894.73	0.00	-21.76
		RAW	717.50	717.50	921.00	0.00	-22.10
		MUL	696.27	696.27	941.70	0.00	-26.06
		SKT	736.00	736.00	989.00	0.00	-25.58
		KAR	726.31	726.31	1008.00	0.00	-27.95
		HYD	697.50	697.50	985.58	0.00	-29.23
		SKR	708.88	708.88	991.26	0.00	-28.49
		PSH	730.00	730.00	1000.00	0.00	-27.00
		MNG	673.50	673.50	960.00	0.00	-29.84
		QTA	720.00	720.00	1020.00	0.00	-29.41
2391302. TEA SUPREME 200 G. PKT.	06 PKT.	LAH	682.74	682.74	880.00	0.00	-22.42
		FAS	605.30	605.30	784.20	0.00	-22.81
		RAW	662.50	662.50	781.00	0.00	-15.17
		MUL	599.25	599.25	827.58	0.00	-27.59
		SKT	699.00	699.00	720.00	0.00	-2.92
		KAR	618.95	618.95	1008.00	0.00	-38.60
		HYD	599.28	599.28	827.52	0.00	-27.58

Contd.

7.10 Intercity Wholesale Prices of Selected Commodities

Group/Commodity/Item Specification	Unit	City	Prices (Rs.)			% Change in Nov.,2014 Over	
			Nov., 2014	Oct., 2014	Nov., 2013	Oct., 2014	Nov., 2013
		SKR	600.75	600.75	871.58	0.00	-31.07
		PSH	588.00	588.00	840.00	0.00	-30.00
		MNG	570.78	570.78	878.94	0.00	-35.06
		QTA	746.00	746.00	697.00	0.00	7.03
2391303. TEA LOOSE	KG.	LAH	422.50	422.50	535.00	0.00	-21.03
		FAS	515.00	515.00	515.00	0.00	0.00
		RAW	477.50	477.50	492.50	0.00	-3.05
		MUL	475.00	475.00	475.00	0.00	0.00
		SKT	500.00	380.00	350.00	31.58	42.86
		GJT	440.00	440.00	500.00	0.00	-12.00
		KAR	450.00	450.00	490.00	0.00	-8.16
		HYD	440.00	440.00	480.00	0.00	-8.33
		SKR	465.00	465.00	480.00	0.00	-3.13
		MPK	240.00	240.00	335.00	0.00	-28.36
		PSH	440.00	440.00	520.00	0.00	-15.38
		MNG	450.00	450.00	490.00	0.00	-8.16
		QTA	410.00	410.00	400.00	0.00	2.50
2391304. TEA TAPAL MIXTURE (200 G) PKT.	06 PKT	LAH	713.00	713.00	880.00	0.00	-18.98
		FAS	694.73	694.73	831.58	0.00	-16.46
		RAW	682.50	682.50	815.00	0.00	-16.26
		MUL	621.60	621.60	846.00	0.00	-26.52
		KAR	732.63	732.63	882.50	0.00	-16.98
		HYD	679.20	679.20	870.00	0.00	-21.93
		PSH	618.00	618.00	840.00	0.00	-26.43
		MNG	690.00	690.00	730.00	0.00	-5.48
		QTA	644.00	644.00	860.00	0.00	-25.12
045. Spices							
2392101. BLACK PEPPER 50 G.PKT.(NATIONAL)	EACH	LAH	90.24	90.24	72.88	0.00	23.82
		RAW	88.00	88.00	75.00	0.00	17.33
		MUL	86.89	86.89	67.89	0.00	27.99
		SKT	86.89	86.89	67.00	0.00	29.69
		KAR	92.00	92.00	78.00	0.00	17.95
		HYD	96.00	96.00	75.00	0.00	28.00
		MPK	69.25	69.25	69.25	0.00	0.00
		PSH	87.00	87.00	72.00	0.00	20.83
		MNG	90.00	90.00	65.00	0.00	38.46
		QTA	86.00	86.00	69.00	0.00	24.64
2392201. RED CHILLIES(200 G PKT.NATIONAL)	EACH	LAH	95.00	95.00	95.00	0.00	0.00
		FAS	96.32	96.32	96.32	0.00	0.00
		RAW	96.50	96.50	96.50	0.00	0.00
		MUL	95.52	95.52	95.52	0.00	0.00
		SKT	95.52	95.52	115.00	0.00	-16.94
		KAR	100.00	100.00	100.00	0.00	0.00
		HYD	105.00	105.00	105.00	0.00	0.00
		MPK	96.50	96.50	96.50	0.00	0.00
		PSH	96.00	96.00	96.00	0.00	0.00
		MNG	105.00	105.00	105.00	0.00	0.00
		QTA	92.00	92.00	115.20	0.00	-20.14
2392402. CORRIANDER PWD.200 G. PKT.NAT.	EACH	LAH	70.93	70.93	70.93	0.00	0.00
		FAS	70.78	70.78	70.78	0.00	0.00
		RAW	77.50	77.50	67.50	0.00	14.81
		MUL	67.02	67.02	67.60	0.00	-0.86

Contd.

7.10 Intercity Wholesale Prices of Selected Commodities

Group/Commodity/Item Specification	Unit	City	Prices (Rs.)			% Change in Nov.,2014 Over	
			Nov., 2014	Oct., 2014	Nov., 2013	Oct., 2014	Nov., 2013
		SKT	70.78	70.78	70.00	0.00	1.11
		KAR	84.00	84.00	75.00	0.00	12.00
		HYD	77.00	77.00	77.00	0.00	0.00
		MPK	68.41	68.41	68.41	0.00	0.00
		PSH	70.00	70.00	66.54	0.00	5.20
		MNG	70.00	70.00	70.00	0.00	0.00
		QTA	81.60	81.60	81.60	0.00	0.00
2392601. CLOVES	40 KG.	LAH	50500.00	50500.00	55500.00	0.00	-9.01
		RAW	44750.00	44250.00	41250.00	1.13	8.48
		MUL	52500.00	52500.00	51000.00	0.00	2.94
		KAR	59000.00	59000.00	59000.00	0.00	0.00
		HYD	55500.00	55500.00	54500.00	0.00	1.83
		MPK	52000.00	52000.00	54000.00	0.00	-3.70
		PSH	50500.00	49500.00	51000.00	2.02	-0.98
		QTA	51000.00	51000.00	48000.00	0.00	6.25
046. Other Food Products							
2399401. VINEGAR SYNTHETIC (SIRKA)	DOZ.	LAH	720.00	720.00	660.00	0.00	9.09
		RAW	835.00	835.00	735.00	0.00	13.61
		KAR	490.00	490.00	430.00	0.00	13.95
		PSH	560.00	560.00	570.00	0.00	-1.75
		QTA	786.00	786.00	786.00	0.00	0.00
2399901. TURMERIC POWDER(50 G.PKT.NATIONAL)	EACH	LAH	31.50	31.50	31.50	0.00	0.00
		FAS	31.96	31.96	31.96	0.00	0.00
		RAW	30.00	30.00	30.00	0.00	0.00
		MUL	31.69	31.69	31.69	0.00	0.00
		SKT	35.00	35.00	35.00	0.00	0.00
		KAR	34.00	34.00	52.00	0.00	-34.62
		HYD	35.00	35.00	39.00	0.00	-10.26
		SKR	31.69	31.69	31.69	0.00	0.00
		MPK	32.00	32.00	32.00	0.00	0.00
		PSH	31.20	31.20	31.20	0.00	0.00
		MNG	32.50	32.50	30.00	0.00	8.33
		QTA	36.00	36.00	36.00	0.00	0.00
047. Mineral Water							
2441001. MINERAL WATER NESTLE(1.5 LTR)	DOZ.	LAH	480.00	480.00	480.00	0.00	0.00
		FAS	440.00	440.00	405.00	0.00	8.64
		RAW	467.50	467.50	467.50	0.00	0.00
		MUL	472.00	472.00	460.00	0.00	2.61
		GUJ	450.00	450.00	450.00	0.00	0.00
		SKT	419.00	419.00	419.00	0.00	0.00
		KAR	456.00	456.00	420.00	0.00	8.57
		HYD	470.00	470.00	470.00	0.00	0.00
		SKR	480.00	480.00	450.00	0.00	6.67
		MPK	418.00	418.00	418.00	0.00	0.00
		PSH	443.00	443.00	443.00	0.00	0.00
		QTA	528.00	528.00	528.00	0.00	0.00
048. Beverages							
2449001. COCA COLA(CRATE OF 24 BOTTLES)	EACH	LAH	442.00	442.00	394.00	0.00	12.18
		FAS	445.00	445.00	324.00	0.00	37.35
		RAW	382.50	382.50	362.50	0.00	5.52
		MUL	403.00	403.00	354.00	0.00	13.84
		SKT	444.00	444.00	323.00	0.00	37.46

Contd.

7.10 Intercity Wholesale Prices of Selected Commodities

Group/Commodity/Item Specification	Unit	City	Prices (Rs.)			% Change in Nov.,2014 Over	
			Nov., 2014	Oct., 2014	Nov., 2013	Oct., 2014	Nov., 2013
		GJT	444.00	444.00	425.00	0.00	4.47
		KAR	444.00	444.00	327.50	0.00	35.57
		HYD	444.00	444.00	480.00	0.00	-7.50
		SKR	432.00	432.00	325.00	0.00	32.92
		MPK	390.00	390.00	330.00	0.00	18.18
		PSH	430.00	430.00	325.00	0.00	32.31
		BNU	475.00	475.00	405.00	0.00	17.28
		MNG	430.00	430.00	395.00	0.00	8.86
		QTA	480.00	480.00	360.00	0.00	33.33
2449002. SEVEN UP (CRATE OF 24 BOTTLES)	EACH	LAH	442.00	442.00	394.00	0.00	12.18
		FAS	445.00	445.00	325.00	0.00	36.92
		RAW	382.50	382.50	362.50	0.00	5.52
		MUL	403.00	403.00	354.00	0.00	13.84
		SKT	444.00	444.00	323.00	0.00	37.46
		GJT	444.00	444.00	425.00	0.00	4.47
		KAR	444.00	444.00	327.50	0.00	35.57
		HYD	444.00	444.00	324.00	0.00	37.04
		SKR	432.00	432.00	325.00	0.00	32.92
		MPK	390.00	390.00	330.00	0.00	18.18
		PSH	445.00	445.00	325.00	0.00	36.92
		BNU	475.00	475.00	405.00	0.00	17.28
		MNG	420.00	420.00	395.00	0.00	6.33
		QTA	480.00	480.00	360.00	0.00	33.33
2449003. MAKKA COLA (CRATE OF 24 BOTTLES)	EACH	MUL	280.00	280.00	280.00	0.00	0.00
		GUJ	280.00	280.00	280.00	0.00	0.00
		SKT	270.00	270.00	270.00	0.00	0.00
		PSH	410.00	410.00	410.00	0.00	0.00
		BNU	322.00	322.00	322.00	0.00	0.00
		MNG	322.00	322.00	322.00	0.00	0.00
2449004. PEPSI COLA (CRATE OF 24 BOTTLES)	EACH	LAH	442.00	442.00	394.00	0.00	12.18
		FAS	445.00	445.00	325.00	0.00	36.92
		RAW	382.50	382.50	362.50	0.00	5.52
		MUL	403.00	403.00	354.00	0.00	13.84
		SKT	444.00	444.00	396.00	0.00	12.12
		GJT	444.00	444.00	425.00	0.00	4.47
		KAR	444.00	444.00	330.00	0.00	34.55
		HYD	444.00	444.00	324.00	0.00	37.04
		SKR	432.00	432.00	325.00	0.00	32.92
		PSH	445.00	445.00	325.00	0.00	36.92
		BNU	475.00	475.00	405.00	0.00	17.28
		MNG	420.00	420.00	395.00	0.00	6.33
		QTA	408.00	408.00	408.00	0.00	0.00
049. Tobacco Products							
2502001. CIGARETTES K-2 10'S (FILTER)	1000	KAR	2125.00	2125.00	1790.00	0.00	18.72
2502002. CIGARETTES MELBOURNE	1000	KAR	2300.00	2300.00	1892.45	0.00	21.54
2502003. CIGARETTES CAPSTAN LSFT 10 SS	1000	KAR	2300.00	2300.00	1892.45	0.00	21.54
2502004. CIGARETTES GOLD LEAF (KSFT) 20	1000	KAR	4750.00	4750.00	4184.95	0.00	13.50
3b) Textiles & Apparels							
050. Cotton Yarn							
2636001. COTTON YARN 10/1 POPULAR FIBER	10 LB.	KAR	800.00	812.50	1150.00	-1.54	-30.43
2636002. COTTON YARN 16/1 MGM	10 LB.	KAR	1065.00	1117.50	1250.00	-4.70	-14.80

Contd.

7.10 Intercity Wholesale Prices of Selected Commodities

Group/Commodity/Item Specification	Unit	City	Prices (Rs.)			% Change in Nov.,2014 Over	
			Nov., 2014	Oct., 2014	Nov., 2013	Oct., 2014	Nov., 2013
			2636003. COTTON YARN 21/1 SURIYA TEXTILE	10 LB.	KAR	1190.00	1200.00
2636004. COTTON YARN 42/1 ABDULLAH TEXTILE	10 LB.	KAR	1600.00	1600.00	1637.50	0.00	-2.29
2636005. COTTON YARN 20/2 BAJWA	10 LB.	KAR	1255.00	1280.00	1395.00	-1.95	-10.04
051. Nylon Yarn							
2643001. NYLON YARN RUPALI(PAK)50/72/00	LB.	KAR	102.00	107.00	115.00	-4.67	-11.30
2643002. NYLON YARN GRATON 50/36/00FLAT	LB.	KAR	92.00	92.00	105.00	0.00	-12.38
2643003. NYLON YARN GRATON 75/48/0 DTY	LB.	KAR	103.00	103.00	115.00	0.00	-10.43
052. Blended Yarn							
2645001. BLND.YARN 30/1 A.A TEX.Z.TW PVC	LB.	KAR	143.00	141.00	144.00	1.42	-0.69
2645002. BLND.YARN 40/1 SANA	LB.	KAR	151.00	151.00	160.00	0.00	-5.63
2645003. BLND.YARN 60/1 PP AGAR	LB.	KAR	124.00	124.00	124.00	0.00	0.00
2645004. BLND.YARN 30/1 A.A TEX.COMBED	LB.	KAR	142.50	142.00	158.00	0.35	-9.81
2645005. BLND.YARN 40/1 A.A. TEXTILE	LB.	KAR	143.00	143.00	143.00	0.00	0.00
053. Woven Fabrics							
2654001. LIGHT WEIGHT WORSTED (L.PUR)	MTR.	LAH	555.00	555.00	555.00	0.00	0.00
		RAW	1037.50	1037.50	925.00	0.00	12.16
		KAR	1475.00	1475.00	1380.00	0.00	6.88
2654002. HEAVY WEIGHT SUITING (L.PUR)	MTR.	LAH	875.00	875.00	875.00	0.00	0.00
		RAW	1325.00	1325.00	1325.00	0.00	0.00
		KAR	2250.00	2250.00	1930.00	0.00	16.58
2654003. TWEED (LAWRENCEPUR)	MTR.	LAH	777.50	777.50	777.50	0.00	0.00
		RAW	1125.00	1125.00	1125.00	0.00	0.00
		KAR	1800.00	1800.00	1610.00	0.00	11.80
2654004. WORSTED (LAWRENCEPUR)	MTR.	LAH	790.00	790.00	790.00	0.00	0.00
		RAW	1175.00	1175.00	1175.00	0.00	0.00
		KAR	1750.00	1750.00	1620.00	0.00	8.02
054. Cotton Fabrics							
2662001. LATHA GUL AHMED 90000 SUP. QLTY.	40 MTR.	LAH	7900.00	7900.00	7500.00	0.00	5.33
		FAS	8550.00	8550.00	8400.00	0.00	1.79
		RAW	5225.00	5225.00	4975.00	0.00	5.03
		MUL	8095.00	8095.00	8095.00	0.00	0.00
		KAR	8300.00	8300.00	7082.50	0.00	17.19
		HYD	7000.00	7000.00	7000.00	0.00	0.00
2662002. LATHA PRESIDENT SUP. QLTY.	40 MTR.	LAH	3450.00	3450.00	3450.00	0.00	0.00
		MUL	7140.00	7140.00	6000.00	0.00	19.00
		KAR	3682.50	3682.50	3682.50	0.00	0.00
2662003. LATHA MAST QALANDER SUP. QLTY.	40 MTR.	MUL	4920.00	4920.00	4800.00	0.00	2.50
		KAR	2810.00	2810.00	2810.00	0.00	0.00
2662004. LATHA MUGHAL-E-AZAM SUP. QLTY.	40 MTR.	LAH	3650.00	3650.00	3650.00	0.00	0.00
		FAS	5650.00	5650.00	5500.00	0.00	2.73
		RAW	5150.00	5150.00	4775.00	0.00	7.85
		MUL	5880.00	5880.00	5680.00	0.00	3.52
		KAR	5100.00	5100.00	2620.00	0.00	94.66
		HYD	6000.00	6000.00	4500.00	0.00	33.33
055. Other Fabrics							
2669001. LAWN AVG. QLTY.	MTR.	LAH	75.50	75.50	75.50	0.00	0.00
		FAS	92.50	92.50	92.50	0.00	0.00
		RAW	117.50	117.50	102.50	0.00	14.63
		MUL	125.00	125.00	115.00	0.00	8.70
		KAR	115.00	115.00	95.00	0.00	21.05

Contd.

7.10 Intercity Wholesale Prices of Selected Commodities

Group/Commodity/Item Specification	Unit	City	Prices (Rs.)			% Change in Nov.,2014	
						Over	
			Nov., 2014	Oct., 2014	Nov., 2013	Oct., 2014	Nov., 2013
		HYD	100.00	100.00	100.00	0.00	0.00
		SKR	70.00	70.00	45.00	0.00	55.56
		QTA	130.00	130.00	110.00	0.00	18.18
2669002. LAWN SUP. QLTY.	MTR.	LAH	177.50	177.50	177.50	0.00	0.00
		FAS	230.00	230.00	230.00	0.00	0.00
		RAW	195.00	195.00	172.50	0.00	13.04
		MUL	190.00	190.00	190.00	0.00	0.00
		KAR	225.00	225.00	207.50	0.00	8.43
		QTA	152.50	152.50	132.50	0.00	15.09
2669003. GREY CLOTH 52"	MTR.	LAH	45.00	45.00	39.50	0.00	13.92
		FAS	62.50	62.50	58.50	0.00	6.84
		RAW	41.00	41.00	41.00	0.00	0.00
		MUL	90.00	90.00	90.00	0.00	0.00
		KAR	67.50	67.50	67.50	0.00	0.00
		LRK	105.00	105.00	105.00	0.00	0.00
2669004. GREY CLOTH 98"	MTR.	LAH	76.50	76.50	59.50	0.00	28.57
		FAS	122.50	122.50	115.00	0.00	6.52
		KAR	125.00	125.00	80.00	0.00	56.25
2669005. DRILL DYED	MTR.	LAH	75.50	75.50	54.50	0.00	38.53
		FAS	105.00	105.00	85.00	0.00	23.53
		RAW	32.50	32.50	32.50	0.00	0.00
		KAR	105.00	105.00	67.50	0.00	55.56
		QTA	68.00	68.00	55.00	0.00	23.64
056. Silk & Reyon Fabrics							
2679001. KT. SHIRTING AL-KARAM SUP. QLTY.	MTR.	LAH	82.50	82.50	64.50	0.00	27.91
		RAW	117.50	117.50	102.50	0.00	14.63
		KAR	105.00	105.00	82.50	0.00	27.27
2679002. KT. SHIRTING TOYOBO SUP. QLTY.	MTR.	FAS	212.50	212.50	212.50	0.00	0.00
		RAW	117.50	117.50	102.50	0.00	14.63
		MUL	85.00	85.00	85.00	0.00	0.00
		KAR	72.50	72.50	72.50	0.00	0.00
		QTA	73.00	73.00	73.00	0.00	0.00
2679003. WOOLY FLAT	MTR.	LAH	47.50	47.50	30.50	0.00	55.74
		KAR	39.00	39.00	39.00	0.00	0.00
		QTA	62.50	62.50	62.50	0.00	0.00
2679004. SILK AVG. QLTY.	MTR.	LAH	59.00	59.00	49.00	0.00	20.41
		RAW	47.50	47.50	47.50	0.00	0.00
		MUL	95.00	95.00	95.00	0.00	0.00
		KAR	41.00	41.00	41.00	0.00	0.00
		SKR	35.00	35.00	30.00	0.00	16.67
		QTA	55.00	55.00	55.00	0.00	0.00
2679005. SILK SUP. QLTY.	MTR.	LAH	85.50	85.50	74.50	0.00	14.77
		FAS	237.50	237.50	237.50	0.00	0.00
		RAW	77.50	77.50	77.50	0.00	0.00
		QTA	75.00	75.00	75.00	0.00	0.00
2679006. LINEN STAR MILL KARACHI	MTR.	LAH	116.50	116.50	97.50	0.00	19.49
		KAR	107.50	97.50	97.50	10.26	10.26
		QTA	92.00	92.00	78.00	0.00	17.95
057. Towels							
2684001. TOWEL MED SIZE AVG. QLTY.	DOZ.	LAH	1725.00	1550.00	1550.00	11.29	11.29
		FAS	1650.00	1650.00	1650.00	0.00	0.00
		KSR	1725.00	1550.00	1550.00	11.29	11.29

Contd.

7.10 Intercity Wholesale Prices of Selected Commodities

Group/Commodity/Item Specification	Unit	City	Prices (Rs.)			% Change in Nov.,2014 Over	
			Nov., 2014	Oct., 2014	Nov., 2013	Oct., 2014	Nov., 2013
		KAR	2220.00	2040.00	1620.00	8.82	37.04
		SKR	1800.00	1800.00	1800.00	0.00	0.00
		PSH	2400.00	2400.00	2200.00	0.00	9.09
		QTA	1620.00	1620.00	1410.00	0.00	14.89
058. Blankets							
2711001. BLANKET MOONLITE SINGLE	EACH	LAH	2400.00	2400.00	1900.00	0.00	26.32
		RAW	2875.00	2875.00	2425.00	0.00	18.56
		KAR	2150.00	2050.00	1830.00	4.88	17.49
2711002. BLANKET MOONLITE DOUBLE	EACH	LAH	3000.00	3000.00	2500.00	0.00	20.00
		RAW	3225.00	3225.00	2825.00	0.00	14.16
		KAR	2650.00	2550.00	2335.00	3.92	13.49
059. Bed Sheets							
2712001. BED SHEET COTTON SINGLE AVG. QLTY.	DOZ.	LAH	3250.00	3250.00	3250.00	0.00	0.00
		FAS	4300.00	4300.00	4300.00	0.00	0.00
		KAR	4050.00	3750.00	3420.00	8.00	18.42
		SKR	3600.00	3600.00	3600.00	0.00	0.00
		PSH	4800.00	4800.00	3900.00	0.00	23.08
		QTA	3600.00	3600.00	2750.00	0.00	30.91
2712002. BED SHEET COTTON DOUBLE AVG. QLTY.	DOZ.	LAH	5650.00	5650.00	5650.00	0.00	0.00
		FAS	4900.00	4900.00	4900.00	0.00	0.00
		KAR	5700.00	5700.00	4200.00	0.00	35.71
		SKR	7800.00	7800.00	7800.00	0.00	0.00
		PSH	9600.00	9600.00	8400.00	0.00	14.29
		QTA	4250.00	4250.00	4250.00	0.00	0.00
060. Quilts							
2718001. READY MADE QUILT	EACH	LAH	750.00	750.00	687.50	0.00	9.09
		RAW	775.00	775.00	687.50	0.00	12.73
		KAR	1025.00	825.00	720.00	24.24	42.36
		PSH	925.00	925.00	775.00	0.00	19.35
		QTA	600.00	600.00	600.00	0.00	0.00
061. Woolen Carpets							
2721001. WOOLEN CARPET	SQ.FT.	LAH	60.00	60.00	44.50	0.00	34.83
		KAR	51.00	51.00	47.50	0.00	7.37
062. Synthetic Carpets							
2729001. SYNTHETIC CARPET	SQ.FT.	LAH	32.50	32.50	21.50	0.00	51.16
		RAW	24.50	24.50	23.50	0.00	4.26
		KAR	45.50	45.50	45.00	0.00	1.11
		QTA	46.50	46.50	46.50	0.00	0.00
063. Hosiery Products							
2821001. UNDER WEAR MED. SIZE AVG. QLTY.	DOZ.	LAH	1125.00	1125.00	780.00	0.00	44.23
		FAS	780.00	780.00	780.00	0.00	0.00
		RAW	1712.50	1712.50	1475.00	0.00	16.10
		KAR	870.00	870.00	775.00	0.00	12.26
		SKR	780.00	780.00	780.00	0.00	0.00
		PSH	1440.00	1440.00	850.00	0.00	69.41
		QTA	420.00	420.00	420.00	0.00	0.00
2821002. VEST (BANYAN)MED. SIZE AVG. QLTY.	DOZ.	LAH	1175.00	1175.00	780.00	0.00	50.64
		FAS	900.00	900.00	900.00	0.00	0.00
		RAW	1712.50	1712.50	1475.00	0.00	16.10
		KAR	888.00	888.00	775.00	0.00	14.58

Contd.

7.10 Intercity Wholesale Prices of Selected Commodities

Group/Commodity/Item Specification	Unit	City	Prices (Rs.)			% Change in Nov.,2014	
						Over	
			Nov., 2014	Oct., 2014	Nov., 2013	Oct., 2014	Nov., 2013
		SKR	1322.50	1322.50	1322.50	0.00	0.00
		PSH	1190.00	1190.00	1020.00	0.00	16.67
		QTA	720.00	720.00	720.00	0.00	0.00
2821003. SOCKS NYLON MIXED GENTS SUP. QLTY.	DOZ.	LAH	1125.00	1125.00	1032.50	0.00	8.96
		FAS	710.00	710.00	710.00	0.00	0.00
		RAW	812.50	812.50	812.50	0.00	0.00
		KAR	720.00	720.00	635.00	0.00	13.39
		SKR	860.00	860.00	860.00	0.00	0.00
		PSH	840.00	840.00	840.00	0.00	0.00
		QTA	620.00	620.00	620.00	0.00	0.00
2821004. SOCKS COTTON GENTS AVG. QLTY.	DOZ.	LAH	650.00	650.00	527.50	0.00	23.22
		FAS	510.00	510.00	510.00	0.00	0.00
		KAR	630.00	630.00	580.00	0.00	8.62
064. Readymade Garments							
2823101. PANTS GENTS (W&W) AVG. QLTY.	DOZ.	LAH	4250.00	4250.00	3575.00	0.00	18.88
		RAW	6950.00	6950.00	6250.00	0.00	11.20
		KAR	5100.00	5100.00	4900.00	0.00	4.08
2823102. SHORT	DOZ.	LAH	1250.00	1250.00	955.00	0.00	30.89
		KAR	1260.00	1260.00	1122.00	0.00	12.30
		HYD	2000.00	2000.00	2000.00	0.00	0.00
2823103. AWAMI SUIT(W&W) AVG. QLTY.	DOZ.	LAH	9000.00	9000.00	4525.00	0.00	98.90
		RAW	11250.00	11250.00	7950.00	0.00	41.51
		KAR	8100.00	8100.00	4985.00	0.00	62.49
		QTA	5400.00	5400.00	4800.00	0.00	12.50
2823201. SHIRT GENTS (W&W) AVG. QLTY.	DOZ.	LAH	3225.00	3225.00	3225.00	0.00	0.00
		RAW	4125.00	4125.00	3725.00	0.00	10.74
		KAR	4050.00	4050.00	3060.00	0.00	32.35
2823301. GIRL'S FROCK (W&W)	DOZ.	LAH	8750.00	8750.00	6650.00	0.00	31.58
		RAW	9350.00	9350.00	7100.00	0.00	31.69
		KAR	6450.00	6450.00	4560.00	0.00	41.45
3c) Leather Products							
065. Leather Without Hair							
2912001. SOLE LEATHER 5 MM GR-1	KG.	SAH	620.00	640.00	415.00	-3.13	49.40
		KSR	425.00	425.00	350.00	0.00	21.43
2912002. SOLE LEATHER 4.5 MM GR-1	KG.	SAH	710.00	680.00	420.00	4.41	69.05
		KSR	490.00	490.00	345.00	0.00	42.03
2912003. SOLE LEATHER 4 MM GR-1	KG.	SAH	740.00	710.00	425.00	4.23	74.12
		KSR	510.00	510.00	385.00	0.00	32.47
066. Other Leather N.E.C							
2913001. CHROME LEATHER COW ANALINE GR-I	DM.	SAH	26.90	26.90	35.00	0.00	-23.14
		KSR	20.00	20.00	23.00	0.00	-13.04
2913002. CHROME LEATHER COW ANALINE GR-II	DM.	SAH	20.98	23.14	33.00	-9.33	-36.42
		KSR	19.00	19.00	24.00	0.00	-20.83
2913003. CHROME LEATHER BUFF CALF (SUP)	DM.	SAH	17.76	17.22	30.00	3.14	-40.80
		KSR	17.00	17.00	20.00	0.00	-15.00
2913004. CHROME LEATHER BUFF CALF (B)	DM.	SAH	16.14	15.60	19.00	3.46	-15.05
		KSR	15.00	15.00	18.00	0.00	-16.67
067. Footwears							
2933001. GENTS SHOES PAUL BATA	PAIR	LAH	818.23	818.23	772.97	0.00	5.86
2933002. GENTS SANDAL BATA	PAIR	LAH	572.51	572.51	601.40	0.00	-4.80
2933003. GENTS SLATE CHAPPAL BATA	PAIR	LAH	110.08	110.08	110.08	0.00	0.00
2933004. LADIES SANDAL BATA (EMOZIAN)	PAIR	LAH	490.61	490.61	514.71	0.00	-4.68

Contd.

7.10 Intercity Wholesale Prices of Selected Commodities

Group/Commodity/Item Specification	Unit	City	Prices (Rs.)			% Change in Nov.,2014 Over	
			Nov., 2014	Oct., 2014	Nov., 2013	Oct., 2014	Nov., 2013
			2933005. LADIES SPOUNG CHAPPAL BATA(TROPICAL	PAIR	LAH	109.52	109.52
2933006. CHILD SHOE POWER LIFE BATA	PAIR	LAH	285.85	285.85	257.36	0.00	11.07
2933007. GENTS SHOES ART 1109 SERVIS	PAIR	LAH	477.00	477.00	477.00	0.00	0.00
2933008. CHEETAH 50 SIZE 3.5	PAIR	LAH	679.00	679.00	679.00	0.00	0.00
2933009. SERVIS SHOES WOMEN	PAIR	LAH	370.00	370.00	370.00	0.00	0.00
2933010. SERVIS SHOES CHILDREN	PAIR	LAH	257.00	257.00	257.00	0.00	0.00
4. Other Transportable Goods							
068. Timber							
3131001. TIMBER SHEESHAM	CMT.	LAH	55618.00	55618.00	51206.00	0.00	8.62
		RAW	59152.00	59152.00	55620.50	0.00	6.35
		KAR	51965.00	45425.00	45300.00	14.40	14.71
		PSH	42378.00	42378.00	36189.00	0.00	17.10
		QTA	55582.00	55582.00	43200.00	0.00	28.66
3131002. TIMBER KERUING PINE WOOD	CMT.	RAW	62683.50	62683.50	55620.50	0.00	12.70
		KAR	46900.00	46900.00	46750.00	0.00	0.32
3131003. TIMBER PERTAL	CMT.	LAH	35947.00	35947.00	24366.50	0.00	47.53
		RAW	48558.00	48558.00	41495.00	0.00	17.02
		KAR	34700.00	34700.00	34600.00	0.00	0.29
		PSH	52372.00	52372.00	38863.50	0.00	34.76
		QTA	31050.00	31050.00	31050.00	0.00	0.00
3131004. TIMBER CHIR	CMT.	LAH	25602.50	25602.50	18098.50	0.00	41.46
		RAW	43260.50	43260.50	36197.50	0.00	19.51
		KAR	26350.00	26350.00	26250.00	0.00	0.38
3131005. TIMBER DEODAR	CMT.	RAW	97998.00	97998.00	90052.50	0.00	8.82
		KAR	90950.00	90950.00	90850.00	0.00	0.11
		PSH	95358.00	95358.00	91818.00	0.00	3.86
		QTA	88000.00	88000.00	76950.00	0.00	14.36
3131006. TIMBER TEAK WOOD	CMT.	LAH	125364.50	125364.50	97997.50	0.00	27.93
		KAR	108300.00	108300.00	108300.00	0.00	0.00
069. Printing Paper							
3212901. OFFSET PAPER FLYING FINISH	KG.	KAR	85.00	85.00	85.33	0.00	-0.39
3212902. ART PAPER "LEYKAM"/CHINA	KG.	KAR	115.00	115.00	119.00	0.00	-3.36
3212903. PRINTING PAPER ROYAL CENTURY	KG.	KAR	90.00	90.00	86.00	0.00	4.65
3212904. PHOTOSTAT PAPER 210X297 A-4(80GM)	KG.	KAR	370.00	370.00	360.00	0.00	2.78
070. Hard Board							
3213301. KRAFT LINES BOARD (BRAZIL-125)	KG.	KAR	110.00	110.00	103.00	0.00	6.80
071. Coke							
3310001. COKE	MT.	KAR	60000.00	60000.00	60000.00	0.00	0.00
072. Motor Spirit							
3331001. MOTOR SPRIT 87 RON	LTR.	KAR	94.13	103.56	112.70	-9.11	-16.48
073. Diesel Oil							
3333001. DIESEL OIL LIGHT SPEED (BULK)	LTR.	KAR	83.30	91.34	101.17	-8.80	-17.66
3333002. DIESEL OIL HIGH SPEED(BULK)	LTR.	KAR	101.15	107.33	116.69	-5.76	-13.32
074. Kerosine Oil							
3334001. Kerosine Oil	LTR.	KAR	95.19	104.08	107.86	-8.54	-11.75
075. Furnace Oil							
3337001. HIGH SULPHER FURNACE OIL(HSFO)	MT.	KAR	57284.00	58088.00	67050.50	-1.38	-14.57
076. Mobil Oil							
3338001. HAVOLINE MOBIL OIL PETROL ENGN.	4 LTR.	FAS	1950.00	1950.00	1950.00	0.00	0.00
		RAW	1987.50	1987.50	1912.50	0.00	3.92
		MUL	1780.00	1780.00	1660.00	0.00	7.23
		GJT	1790.00	1790.00	1660.00	0.00	7.83

Contd.

7.10 Intercity Wholesale Prices of Selected Commodities

Group/Commodity/Item Specification	Unit	City	Prices (Rs.)			% Change in Nov.,2014 Over	
			Nov., 2014	Oct., 2014	Nov., 2013	Oct., 2014	Nov., 2013
		KAR	2157.00	2157.00	2000.00	0.00	7.85
		PSH	1640.00	1640.00	1540.00	0.00	6.49
		QTA	1670.00	1670.00	1670.00	0.00	0.00
3338002. HAVOLINE MOBIL OIL CNG ENGN.	4 LTR.	FAS	1600.00	1600.00	1600.00	0.00	0.00
		RAW	1962.50	1962.50	1887.50	0.00	3.97
		MUL	1830.00	1830.00	1720.00	0.00	6.40
		GJT	1835.00	1835.00	1720.00	0.00	6.69
		KAR	1833.00	1833.00	1720.00	0.00	6.57
		PSH	1680.00	1680.00	1640.00	0.00	2.44
		QTA	1725.00	1725.00	1685.00	0.00	2.37
077. Chemicals							
3414001. STEARIC ACID	LB.	LAH	110.00	110.00	95.00	0.00	15.79
		KAR	102.50	102.50	104.50	0.00	-1.91
3414002. ACETIC ACID	LB.	LAH	80.00	80.00	50.00	0.00	60.00
		KAR	55.50	55.50	45.50	0.00	21.98
		PSH	57.00	59.00	55.00	-3.39	3.64
3414003. TARTARIC POWDER	50 KG.	LAH	18000.00	18000.00	16500.00	0.00	9.09
		KAR	10500.00	10500.00	8987.50	0.00	16.83
3414004. CITRIC ACID	50 KG.	LAH	6500.00	6500.00	5800.00	0.00	12.07
		KAR	6250.00	6250.00	6512.50	0.00	-4.03
		PSH	6500.00	6500.00	6200.00	0.00	4.84
3414005. CHINA CLAY	M.T.	KAR	52000.00	52000.00	42000.00	0.00	23.81
3414006. BLEACHING POWDER	50 KG.	LAH	2500.00	2500.00	1850.00	0.00	35.14
		KSR	2900.00	2900.00	1700.00	0.00	70.59
		KAR	1975.00	1975.00	1800.00	0.00	9.72
		PSH	3800.00	2600.00	2000.00	46.15	90.00
3414007. GLUCOSE POWDER	50 KG.	LAH	5200.00	5200.00	5000.00	0.00	4.00
		KAR	5200.00	5200.00	5200.00	0.00	0.00
		PSH	5400.00	5300.00	5000.00	1.89	8.00
3422001. ZINC OXIDE	50 KG.	LAH	19000.00	19000.00	19000.00	0.00	0.00
		PSH	16500.00	16500.00	16000.00	0.00	3.13
3423101. CAUSTIC SODA	50 KG.	LAH	3900.00	3900.00	3900.00	0.00	0.00
		KSR	3900.00	3900.00	3900.00	0.00	0.00
		KAR	4000.00	4000.00	3790.00	0.00	5.54
		PSH	3900.00	3800.00	4500.00	2.63	-13.33
3423102. SULPHURIC ACID	100 KG.	LAH	2500.00	2500.00	2500.00	0.00	0.00
		KAR	2400.00	2400.00	2150.00	0.00	11.63
		PSH	2000.00	2000.00	2000.00	0.00	0.00
3423103. MERCURY	KG.	LAH	14000.00	14000.00	16000.00	0.00	-12.50
		KAR	14000.00	14000.00	16400.00	0.00	-14.63
		PSH	12000.00	13000.00	15000.00	-7.69	-20.00
3424001. SODA ASH LIGHT 80 KG. BAG	BAG	LAH	3800.00	3800.00	3800.00	0.00	0.00
		KSR	3725.00	3725.00	3725.00	0.00	0.00
		KAR	3360.00	3360.00	1937.50	0.00	73.42
		PSH	3360.00	3360.00	3072.00	0.00	9.38
3424002. SODIUM BI- CARBONATE.	50 KG.	LAH	2500.00	2500.00	2250.00	0.00	11.11
		KAR	2750.00	2750.00	2175.00	0.00	26.44
		PSH	2400.00	2400.00	2200.00	0.00	9.09
3424003. SALT EPSUM	100 KG.	LAH	1600.00	1600.00	1600.00	0.00	0.00
		KAR	1800.00	1800.00	1247.50	0.00	44.29
		PSH	2600.00	2600.00	1800.00	0.00	44.44

Contd.

7.10 Intercity Wholesale Prices of Selected Commodities

Group/Commodity/Item Specification	Unit	City	Prices (Rs.)			% Change in Nov.,2014 Over		
			Nov., 2014	Oct., 2014	Nov., 2013	Oct., 2014	Nov., 2013	
			078. Dyeing Material					
3431001. DYES RED B-BASE	LB.	KAR	250.00	250.00	250.00	0.00	0.00	
3431002. DYES ORITEX JAPAN RED HR-2.	LB.	KAR	225.00	225.00	225.00	0.00	0.00	
3431003. DYED REACTIVE VIOLET H-3R	LB.	KAR	250.00	250.00	136.67	0.00	82.92	
079. Fertilizers								
3461101. SONA UREA	MT.	LAH	36500.00	36500.00	34600.00	0.00	5.49	
			FAS	38000.00	38000.00	37000.00	0.00	2.70
			MUL	37000.00	37000.00	35400.00	0.00	4.52
			PSH	38000.00	38000.00	37000.00	0.00	2.70
3461102. KISAN UREA	MT.	LAH	36500.00	36500.00	34600.00	0.00	5.49	
			FAS	38000.00	37400.00	36400.00	1.60	4.40
			MUL	36600.00	36200.00	33600.00	1.10	8.93
			GUJ	34200.00	35000.00	35000.00	-2.29	-2.29
			PSH	37000.00	37600.00	36000.00	-1.60	2.78
3461401. CALCIUM AMMONIUM NITRATE	MT.	LAH	32500.00	32500.00	29400.00	0.00	10.54	
			FAS	33000.00	33000.00	30500.00	0.00	8.20
			MUL	30800.00	30400.00	28000.00	1.32	10.00
			GUJ	30000.00	30000.00	30000.00	0.00	0.00
			PSH	31000.00	31000.00	31000.00	0.00	0.00
3462101. SINGLE SUPPER PHOSPHATE (GR) 18PC	MT.	LAH	20000.00	20000.00	25400.00	0.00	-21.26	
			FAS	18000.00	19000.00	19800.00	-5.26	-9.09
			MUL	18600.00	17600.00	17400.00	5.68	6.90
			GUJ	18000.00	18000.00	18000.00	0.00	0.00
			PSH	20000.00	20000.00	21000.00	0.00	-4.76
3462102. SINGLE SUPER PHOSPHATE (PD) 18PC	MT.	LAH	21000.00	21000.00	21000.00	0.00	0.00	
			FAS	21950.00	21950.00	21950.00	0.00	0.00
			MUL	21900.00	21900.00	21900.00	0.00	0.00
			GUJ	22000.00	22000.00	22000.00	0.00	0.00
			PSH	25100.00	25100.00	25100.00	0.00	0.00
3462103. TRIPLE SUPER PHOSPHATE (GR)	MT.	LAH	61750.00	61750.00	61750.00	0.00	0.00	
			FAS	61850.00	61850.00	61850.00	0.00	0.00
			MUL	62050.00	62050.00	62050.00	0.00	0.00
			GUJ	66000.00	66000.00	68000.00	0.00	-2.94
			PSH	60000.00	60000.00	60000.00	0.00	0.00
3463201. SULPHATE OF POTASH	MT.	LAH	97000.00	97000.00	78400.00	0.00	23.72	
			MUL	83600.00	83600.00	82600.00	0.00	1.21
			KSR	97000.00	97000.00	82000.00	0.00	18.29
3464101. NITRO PHOSPHATE	MT.	LAH	50000.00	50000.00	50000.00	0.00	0.00	
			FAS	53000.00	52000.00	48000.00	1.92	10.42
			MUL	52000.00	49600.00	46200.00	4.84	12.55
			GUJ	52000.00	49000.00	48000.00	6.12	8.33
3464201. DIA-AMMONIUM PHOSPHATE	MT.	LAH	74200.00	73000.00	80000.00	1.64	-7.25	
			FAS	75000.00	73000.00	71000.00	2.74	5.63
			MUL	74000.00	71600.00	69400.00	3.35	6.63
			GUJ	73000.00	70000.00	70000.00	4.29	4.29
			PSH	74000.00	74000.00	72000.00	0.00	2.78
3464401. NITROGEN PHOSPHATE AND POTACIUM(NPK)	MT.	LAH	63000.00	63000.00	64000.00	0.00	-1.56	
			GUJ	59000.00	60000.00	62000.00	-1.67	-4.84
			SAR	59800.00	59700.00	62920.00	0.17	-4.96
			HYD	61680.00	61680.00	61760.00	0.00	-0.13

Contd.

7.10 Intercity Wholesale Prices of Selected Commodities

Group/Commodity/Item Specification	Unit	City	Prices (Rs.)			% Change in Nov.,2014 Over	
			Nov., 2014	Oct., 2014	Nov., 2013	Oct., 2014	Nov., 2013
			080. Pesticides				
3466101. THIODAN 35 EC(AGRICULTURE) 1 LTR	BOTTLE	LAH	580.00	580.00	580.00	0.00	0.00
		FAS	1050.00	1050.00	960.00	0.00	9.38
		MUL	1150.00	1150.00	850.00	0.00	35.29
		SAR	875.00	875.00	850.00	0.00	2.94
		GJT	500.00	500.00	500.00	0.00	0.00
		KAR	96.85	96.85	0.00	0.00	-----
		HYD	750.00	750.00	750.00	0.00	0.00
3466102. DURSBAN TC(TERMICIDE CONC.)	BOTTLE	LAH	1050.00	1050.00	1050.00	0.00	0.00
		FAS	1265.00	1265.00	1265.00	0.00	0.00
		MUL	1550.00	1550.00	1450.00	0.00	6.90
		SAR	1000.00	1000.00	1000.00	0.00	0.00
3466103. SARSABZ (VEGETABLES) 1 LTR.	BOTTLE	LAH	210.00	210.00	210.00	0.00	0.00
		FAS	360.00	360.00	360.00	0.00	0.00
		MUL	600.00	600.00	255.00	0.00	135.29
		SAR	250.00	250.00	250.00	0.00	0.00
		GJT	400.00	400.00	400.00	0.00	0.00
3466104. MALATHION (ALL ANIMALS) 1 LTR.	BOTTLE	LAH	800.00	800.00	470.00	0.00	70.21
		FAS	1300.00	1300.00	980.00	0.00	32.65
		GUJ	800.00	800.00	800.00	0.00	0.00
		GJT	800.00	800.00	800.00	0.00	0.00
081. Insecticides							
3471001. L-D POLYTHYLENE	LB.	KAR	100.44	101.44	96.25	-0.99	4.35
3473001. POLYSTRENE GP.	55 LB.	KAR	6229.00	6318.00	3691.00	-1.41	68.76
082. Paints & Varnishes							
3511001. SYN CLEAR VARNISH (BUXLYS)	3 LTR.	LAH	1050.00	1050.00	850.00	0.00	23.53
		KAR	1020.00	1020.00	1020.00	0.00	0.00
3511002. SYN CLEAR VARNISH (BERGER)	3 LTR.	LAH	1150.00	1150.00	890.00	0.00	29.21
		KAR	1210.00	1210.00	1210.00	0.00	0.00
3511003. SYN ENAMEL VIP (BERGER)	3.6 LTR	LAH	1700.00	1700.00	1575.00	0.00	7.94
		RAW	1355.00	1355.00	1155.00	0.00	17.32
		KAR	1440.00	1440.00	1440.00	0.00	0.00
3511004. SYN ENAMEL 413 (BUXLYS)	3.6 LTR	LAH	1370.00	1370.00	1260.00	0.00	8.73
		RAW	1345.00	1345.00	1162.50	0.00	15.70
		KAR	1440.00	1440.00	1440.00	0.00	0.00
3511005. VIP PLASTIC EMULSION (BERGER)	4 LTR.	LAH	1750.00	1750.00	1425.00	0.00	22.81
		RAW	1575.00	1575.00	1372.50	0.00	14.75
		KAR	1250.00	1250.00	850.00	0.00	47.06
3511006. PLASTIC BOUND DISTEMPER(BUXLYS)	6 KG.	LAH	1210.00	1210.00	1210.00	0.00	0.00
		RAW	1025.00	1025.00	845.00	0.00	21.30
		KAR	950.00	950.00	760.00	0.00	25.00
3511007. ICI PLASTIC EMULSION	4 LTR	LAH	1800.00	1800.00	1460.00	0.00	23.29
		RAW	1725.00	1725.00	1540.00	0.00	12.01
		KAR	1620.00	1620.00	1620.00	0.00	0.00
083. Medicines							
3526001. PANADOL TAB. (200)	PACKET	LAH	153.00	153.00	153.00	0.00	0.00
		RAW	165.00	165.00	165.00	0.00	0.00
		MUL	153.00	153.00	153.00	0.00	0.00
		KAR	165.00	165.00	187.20	0.00	-11.86
		MPK	153.00	153.00	153.00	0.00	0.00

Contd.

7.10 Intercity Wholesale Prices of Selected Commodities

Group/Commodity/Item Specification	Unit	City	Prices (Rs.)			% Change in Nov.,2014 Over	
			Nov., 2014	Oct., 2014	Nov., 2013	Oct., 2014	Nov., 2013
3526002. DISPRIN TAB. (600)	PACKET	PSH	160.00	160.00	155.00	0.00	3.23
		QTA	180.00	180.00	180.00	0.00	0.00
		LAH	525.00	525.00	525.00	0.00	0.00
		RAW	372.50	372.50	372.50	0.00	0.00
		MUL	510.00	510.00	510.00	0.00	0.00
		KAR	459.00	459.00	459.00	0.00	0.00
3526003. FLAGYL TAB. (200)	PACKET	MPK	360.00	360.00	360.00	0.00	0.00
		PSH	516.00	516.00	516.00	0.00	0.00
		QTA	440.00	440.00	440.00	0.00	0.00
		LAH	170.00	170.00	170.00	0.00	0.00
		RAW	255.00	255.00	255.00	0.00	0.00
		MUL	270.00	270.00	255.00	0.00	5.88
3526004. VENTOLIN TAB.(100)	PACKET	KAR	260.00	260.00	260.00	0.00	0.00
		MPK	260.00	260.00	260.00	0.00	0.00
		PSH	283.00	283.00	172.00	0.00	64.53
		QTA	180.00	180.00	170.00	0.00	5.88
		LAH	82.00	82.00	73.10	0.00	12.18
		RAW	73.00	73.00	73.00	0.00	0.00
3526005. DAONIL TAB. (60)	PACKET	MUL	121.00	121.00	105.20	0.00	15.02
		KAR	86.53	86.53	86.53	0.00	0.00
		MPK	73.20	73.20	73.20	0.00	0.00
		PSH	72.00	72.00	74.00	0.00	-2.70
		QTA	80.00	80.00	73.20	0.00	9.29
		LAH	75.12	75.12	75.12	0.00	0.00
3526006. ENTOX TAB. (100)	PACKET	RAW	86.50	86.50	75.00	0.00	15.33
		MUL	86.31	86.31	75.05	0.00	15.00
		KAR	88.00	88.00	88.00	0.00	0.00
		MPK	76.00	76.00	76.00	0.00	0.00
		PSH	90.00	90.00	78.00	0.00	15.38
		QTA	90.00	90.00	88.00	0.00	2.27
3526007. CALCIUM TAB. 1000 SANDOZ	06 BOTT	LAH	87.50	87.50	87.50	0.00	0.00
		RAW	73.00	73.00	73.00	0.00	0.00
		MUL	85.00	85.00	85.00	0.00	0.00
		KAR	100.00	100.00	100.00	0.00	0.00
		MPK	85.00	85.00	85.00	0.00	0.00
		PSH	100.00	100.00	86.00	0.00	16.28
3526008. RENITEC TAB. 5 MG. (20)	PACKET	QTA	85.00	85.00	85.00	0.00	0.00
		LAH	622.00	622.00	622.00	0.00	0.00
		RAW	620.00	620.00	620.00	0.00	0.00
		MUL	622.20	622.20	622.20	0.00	0.00
		KAR	732.00	732.00	732.00	0.00	0.00
		MPK	520.00	520.00	520.00	0.00	0.00
3526008. RENITEC TAB. 5 MG. (20)	PACKET	PSH	630.00	630.00	630.00	0.00	0.00
		QTA	636.00	636.00	425.00	0.00	49.65
		LAH	87.56	87.56	87.56	0.00	0.00
		RAW	99.50	99.50	90.00	0.00	10.56
		MUL	99.45	99.45	87.50	0.00	13.66
		KAR	100.00	100.00	100.00	0.00	0.00
3526008. RENITEC TAB. 5 MG. (20)	PACKET	MPK	88.00	88.00	88.00	0.00	0.00
		PSH	105.30	105.30	87.30	0.00	20.62
		QTA	102.00	102.00	87.00	0.00	17.24

Contd.

7.10 Intercity Wholesale Prices of Selected Commodities

Group/Commodity/Item Specification	Unit	City	Prices (Rs.)			% Change in Nov.,2014 Over	
			Nov., 2014	Oct., 2014	Nov., 2013	Oct., 2014	Nov., 2013
3526009. CARMINA (150 TABLETS)	06 BOTT	LAH	150.00	150.00	150.00	0.00	0.00
		RAW	120.00	120.00	120.00	0.00	0.00
		MUL	153.00	153.00	150.00	0.00	2.00
		KAR	180.00	180.00	156.00	0.00	15.38
		PSH	170.00	170.00	120.00	0.00	41.67
3526010. SUALIN (250 TAB.) STRIP	EACH	LAH	68.75	68.75	68.75	0.00	0.00
		RAW	78.00	78.00	78.00	0.00	0.00
		KAR	132.00	132.00	132.00	0.00	0.00
		PSH	150.00	150.00	150.00	0.00	0.00
3526011. SANCOS SYRUP 60 MG.	06 BOTT	LAH	331.50	331.50	331.50	0.00	0.00
		RAW	142.50	142.50	137.00	0.00	4.01
		MUL	280.50	280.50	280.50	0.00	0.00
		KAR	160.00	160.00	156.00	0.00	2.56
		MPK	285.00	285.00	285.00	0.00	0.00
		PSH	300.00	300.00	300.00	0.00	0.00
		QTA	287.00	287.00	275.00	0.00	4.36
3526012. PHENRGONE SYRUP 120 MG	06 BOTT	LAH	179.66	179.66	179.66	0.00	0.00
		RAW	168.00	168.00	142.00	0.00	18.31
		MUL	168.30	168.30	153.00	0.00	10.00
		KAR	198.00	198.00	198.00	0.00	0.00
		MPK	170.00	170.00	170.00	0.00	0.00
		PSH	170.28	170.28	170.00	0.00	0.16
		QTA	195.00	195.00	195.00	0.00	0.00
3526013. CALPOL SYRUP	06 BOTT	LAH	135.00	135.00	135.00	0.00	0.00
		RAW	143.00	143.00	132.00	0.00	8.33
		MUL	127.50	127.50	127.50	0.00	0.00
		KAR	150.00	150.00	150.00	0.00	0.00
		MPK	214.20	214.20	129.00	0.00	66.05
		PSH	144.48	144.48	129.00	0.00	12.00
		QTA	125.00	125.00	125.00	0.00	0.00
3526014. HYDERLIN SYRUP	06 BOTT	LAH	300.90	300.90	300.90	0.00	0.00
		RAW	327.50	327.50	158.00	0.00	107.28
		MUL	316.20	316.20	300.90	0.00	5.08
		KAR	312.00	312.00	312.00	0.00	0.00
		MPK	312.00	312.00	312.00	0.00	0.00
		PSH	342.00	342.00	305.00	0.00	12.13
		QTA	378.00	378.00	300.90	0.00	25.62
3526015. SAFI HAMDARD 100 ML	06 BOTT	LAH	228.00	228.00	228.00	0.00	0.00
		RAW	216.00	216.00	216.00	0.00	0.00
		MUL	210.00	210.00	210.00	0.00	0.00
		KAR	276.00	276.00	255.00	0.00	8.24
		PSH	240.00	240.00	240.00	0.00	0.00
		QTA	193.00	193.00	193.00	0.00	0.00
3526016. HONEY TUBE (HAMDARD)	06 TUBE	LAH	540.00	300.00	204.00	80.00	164.71
		KAR	552.00	552.00	510.00	0.00	8.24
		MPK	516.00	516.00	516.00	0.00	0.00
		PSH	480.00	480.00	480.00	0.00	0.00
		QTA	582.00	534.00	185.00	8.99	214.59
3526017. BETNOVATE-N OINTMENT	06 TUBE	LAH	153.12	153.12	153.12	0.00	0.00
		RAW	148.00	148.00	148.00	0.00	0.00
		MUL	170.04	170.04	147.90	0.00	14.97
		KAR	168.00	168.00	148.00	0.00	13.51

Contd.

7.10 Intercity Wholesale Prices of Selected Commodities

Group/Commodity/Item Specification	Unit	City	Prices (Rs.)			% Change in Nov.,2014 Over	
			Nov., 2014	Oct., 2014	Nov., 2013	Oct., 2014	Nov., 2013
		MPK	156.00	156.00	156.00	0.00	0.00
		PSH	150.00	150.00	150.00	0.00	0.00
		QTA	162.00	162.00	162.00	0.00	0.00
3526018. BURNOL	06 TUBE	LAH	85.08	85.08	85.08	0.00	0.00
		RAW	82.00	82.00	82.00	0.00	0.00
		MUL	82.00	82.00	81.60	0.00	0.49
		KAR	96.00	96.00	96.00	0.00	0.00
		MPK	81.60	81.60	81.60	0.00	0.00
		PSH	87.00	87.00	87.00	0.00	0.00
		QTA	81.00	81.00	81.00	0.00	0.00
3526019. O.R.S.FLAVOURED (SEARLE)	DOZEN	LAH	180.00	110.00	108.00	63.64	66.67
		RAW	183.50	163.50	163.50	12.23	12.23
		MUL	173.40	173.40	153.80	0.00	12.74
		KAR	174.00	174.00	137.70	0.00	26.36
		PSH	154.80	154.80	154.80	0.00	0.00
		QTA	156.00	156.00	350.00	0.00	-55.43
3526020. JOSHANDA HAMDARD	DOZEN	LAH	276.00	276.00	59.00	0.00	367.80
		MUL	216.00	216.00	62.40	0.00	246.15
		KAR	264.00	264.00	220.00	0.00	20.00
		MPK	123.84	123.84	123.84	0.00	0.00
		PSH	82.00	82.00	48.00	0.00	70.83
		QTA	221.00	221.00	85.00	0.00	160.00
3526021. COTTON BANDAGE 2" SIZE	06 NO.S	LAH	39.00	39.00	39.00	0.00	0.00
		RAW	48.00	48.00	48.00	0.00	0.00
		MUL	24.00	24.00	24.00	0.00	0.00
		KAR	30.00	30.00	28.50	0.00	5.26
		MPK	54.00	54.00	54.00	0.00	0.00
		PSH	22.00	22.00	22.00	0.00	0.00
084. Soaps & Detergents							
3532101. LIFE BOUY SOAP (125 GM.)	DOZ.	LAH	401.00	401.00	401.00	0.00	0.00
		RAW	377.50	377.50	377.50	0.00	0.00
		KSR	401.00	401.00	401.00	0.00	0.00
		KAR	396.00	396.00	396.00	0.00	0.00
		PSH	420.00	420.00	400.00	0.00	5.00
		QTA	370.00	370.00	360.00	0.00	2.78
3532102. LUX-STD. (70 GM.)	DOZ.	LAH	383.00	383.00	383.00	0.00	0.00
		RAW	361.00	361.00	361.00	0.00	0.00
		KAR	384.00	384.00	360.00	0.00	6.67
		PSH	380.00	380.00	342.50	0.00	10.95
		QTA	360.00	360.00	330.00	0.00	9.09
3532201. SUPER ACTIVE SURF (130 GM.)	DOZ.	LAH	230.00	230.00	228.00	0.00	0.88
		MUL	229.16	229.16	229.16	0.00	0.00
		KAR	232.00	232.00	232.00	0.00	0.00
		SKR	248.88	248.88	229.20	0.00	8.59
3532202. ARIEL (100 GM)	DOZ.	LAH	230.00	230.00	300.00	0.00	-23.33
		GUJ	228.00	228.00	228.00	0.00	0.00
		KAR	163.00	163.00	156.00	0.00	4.49
		MPK	180.00	180.00	180.00	0.00	0.00
3532203. VIM DETERGENT POLY BAG (1000 G.)	DOZ.	LAH	750.00	750.00	630.00	0.00	19.05
		RAW	715.00	715.00	595.00	0.00	20.17
		KAR	640.00	640.00	540.00	0.00	18.52
		SKR	720.00	720.00	630.67	0.00	14.16

Contd.

7.10 Intercity Wholesale Prices of Selected Commodities

Group/Commodity/Item Specification	Unit	City	Prices (Rs.)			% Change in Nov.,2014	
						Over	
			Nov., 2014	Oct., 2014	Nov., 2013	Oct., 2014	Nov., 2013
		PSH	680.00	680.00	648.00	0.00	4.94
		MNG	516.00	516.00	516.00	0.00	0.00
		QTA	624.00	624.00	486.00	0.00	28.40
3532204. MAXIMUM POWER BRITE POLYBAG(400GM)	DOZ.	LAH	1404.00	1404.00	1020.00	0.00	37.65
		RAW	862.50	862.50	862.50	0.00	0.00
		KAR	1060.00	1060.00	1020.00	0.00	3.92
		MPK	1416.00	1416.00	1250.00	0.00	13.28
3532205. EXPRESS DETERGENT(1000GM)	DOZ.	PSH	1325.00	1325.00	1325.00	0.00	0.00
3532206. WASHING SOAP BETA/SUFI/GUY	DOZ.	KAR	1328.00	1328.00	1128.00	0.00	17.73
		LAH	5720.00	5720.00	5580.00	0.00	2.51
		RAW	3825.00	3825.00	3625.00	0.00	5.52
		KSR	5580.00	5580.00	5580.00	0.00	0.00
		SKR	3440.00	3440.00	5332.80	0.00	-35.49
		PSH	6100.00	6100.00	5500.00	0.00	10.91
3532207. WASHING SOAP NYLON 101 CAKE	DOZ.	LAH	269.00	269.00	269.00	0.00	0.00
		RAW	237.50	237.50	227.50	0.00	4.40
		SAR	320.00	320.00	432.00	0.00	-25.93
		BNU	190.00	190.00	180.00	0.00	5.56
		QTA	300.00	300.00	300.00	0.00	0.00
3532301. TOOTHPASTE MACLEAN'S (LARGE SIZE)	DOZ.	RAW	575.00	575.00	575.00	0.00	0.00
		KAR	1080.00	1080.00	1080.00	0.00	0.00
3532302. TOOTHPASTE FARHAN'S (STD. SIZE)	DOZ.	KAR	492.00	492.00	492.00	0.00	0.00
3532303. TALC SAMSOL/SWISS MISS (STD.SIZE)	DOZ.	RAW	565.00	565.00	565.00	0.00	0.00
		KAR	1092.00	1092.00	1092.00	0.00	0.00
3532304. PONDS COLD CREAM (MED SIZE.)	DOZ.	LAH	1200.00	1200.00	1200.00	0.00	0.00
		RAW	1127.50	1127.50	1127.50	0.00	0.00
		KAR	1109.00	1109.00	1109.00	0.00	0.00
3532305. PONDS VANISHING CREAM (MED SIZE)	DOZ.	LAH	2450.00	2450.00	2450.00	0.00	0.00
		RAW	1127.50	1127.50	1127.50	0.00	0.00
		KAR	1009.00	1009.00	1009.00	0.00	0.00
3532306. ADMIRAL SHAVING CREAM (MED.SIZE)	DOZ.	LAH	660.00	600.00	564.00	10.00	17.02
		RAW	625.00	625.00	625.00	0.00	0.00
		KAR	600.00	600.00	600.00	0.00	0.00
3532307. HAIR BRYL CREAM (MED. SIZE).	DOZ.	RAW	1125.00	1125.00	1125.00	0.00	0.00
		KAR	940.00	940.00	940.00	0.00	0.00
3532308. JOHNSON'S BABY POWDER/MOTHER CARE	DOZ.	KAR	730.00	730.00	730.00	0.00	0.00
3532309. SUN SILK SHAMPOO LOCAL 10 ML.	DOZ.	RAW	51.00	51.00	51.00	0.00	0.00
		KAR	55.00	55.00	58.00	0.00	-5.17
085. Auto Tyres							
3611101. AUTO TYRE GEN/SUZ/ALTO/MEHRAN	EACH	LAH	2700.00	2700.00	2700.00	0.00	0.00
		RAW	3075.00	3075.00	2975.00	0.00	3.36
		KAR	2850.00	2850.00	1650.00	0.00	72.73
3611201. MOTOR CYCLE TYRE YAMAHA-100	EACH	LAH	1280.00	1280.00	1280.00	0.00	0.00
		RAW	962.50	962.50	962.50	0.00	0.00
		KAR	1200.00	1200.00	1200.00	0.00	0.00
3611202. MOTOR CYCLE TYRE HONDA CD-70	EACH	LAH	860.00	860.00	860.00	0.00	0.00
		RAW	962.50	962.50	962.50	0.00	0.00
		KAR	1200.00	1200.00	1200.00	0.00	0.00
3611203. MOTOR CYCLE TYRE SUZUKI 80 CC.	EACH	LAH	960.00	960.00	960.00	0.00	0.00
		RAW	937.50	937.50	937.50	0.00	0.00
		KAR	1200.00	1200.00	1200.00	0.00	0.00

Contd.

7.10 Intercity Wholesale Prices of Selected Commodities

Group/Commodity/Item Specification	Unit	City	Prices (Rs.)			% Change in Nov.,2014	
						Over	
			Nov., 2014	Oct., 2014	Nov., 2013	Oct., 2014	Nov., 2013
3611204. CYCLE TYRE SERVIS (28x1/2")	EACH	LAH	250.00	250.00	250.00	0.00	0.00
		KAR	200.00	200.00	200.00	0.00	0.00
3611205. CYCLE TYRE DIAMOND (28x1/2")	EACH	LAH	300.00	300.00	300.00	0.00	0.00
		RAW	287.50	287.50	265.00	0.00	8.49
3611401. AUTO TUBE GEN/SUZ/ALTO/MEHRAN	EACH	LAH	270.00	270.00	270.00	0.00	0.00
		RAW	295.00	295.00	295.00	0.00	0.00
3611402. MOTOR CYCLE TUBE YAMAHA-100	EACH	LAH	185.00	185.00	185.00	0.00	0.00
		RAW	192.50	192.50	192.50	0.00	0.00
3611403. MOTOR CYCLE TUBE HONDA CD-70	EACH	LAH	175.00	175.00	175.00	0.00	0.00
		RAW	192.50	192.50	192.50	0.00	0.00
3611404. MOTOR CYCLE TUBE SUZUKI 80 CC.	EACH	LAH	195.00	195.00	195.00	0.00	0.00
		KAR	252.50	252.50	252.50	0.00	0.00
3611405. CYCLE TUBES SERVIS (28x1/2)	EACH	LAH	105.00	105.00	105.00	0.00	0.00
		KAR	130.00	130.00	130.00	0.00	0.00
3611406. CYCLE TUBES DIAMOND (28x1/2)	EACH	LAH	115.00	115.00	115.00	0.00	0.00
		RAW	92.50	92.50	92.50	0.00	0.00
		KAR	125.00	125.00	125.00	0.00	0.00
086. Plastic Products							
3694001. WATER COOLER 9 LTR.	EACH	LAH	400.00	400.00	360.00	0.00	11.11
		KAR	465.00	465.00	380.00	0.00	22.37
		PSH	450.00	450.00	450.00	0.00	0.00
		QTA	410.00	410.00	410.00	0.00	0.00
3694002. BUCKET MED. SIZE	EACH	LAH	300.00	245.00	245.00	22.45	22.45
		GUJ	225.00	225.00	225.00	0.00	0.00
		GJT	220.00	220.00	220.00	0.00	0.00
		KAR	270.00	270.00	270.00	0.00	0.00
		PSH	355.00	355.00	337.50	0.00	5.19
3694003. DINNER SET PLASTIC 42/48/52 PIECES	EACH	LAH	1975.00	1975.00	1625.00	0.00	21.54
		RAW	4600.00	4600.00	4000.00	0.00	15.00
		MUL	2450.00	2450.00	2450.00	0.00	0.00
		KAR	2100.00	1925.00	1925.00	9.09	9.09
		PSH	2100.00	2100.00	1500.00	0.00	40.00
3694004. HOT POT PLASTIC 3 PIECES	EACH	MNG	3000.00	3000.00	3000.00	0.00	0.00
		LAH	1225.00	1225.00	1125.00	0.00	8.89
		SKT	1000.00	1000.00	660.00	0.00	51.52
		KAR	925.00	875.00	772.50	5.71	19.74
		PSH	1350.00	1350.00	925.00	0.00	45.95
3694005. THERMOS STARVAC 1 LTR.	EACH	QTA	1050.00	1050.00	830.00	0.00	26.51
		LAH	350.00	350.00	315.00	0.00	11.11
		GUJ	400.00	400.00	400.00	0.00	0.00
		KAR	420.00	420.00	420.00	0.00	0.00
		QTA	300.00	300.00	300.00	0.00	0.00
087. Glass sheets							
3711401. PL. GLASS SHEET 3 MM ABOVE 1 SQ.M	SQ.MTR.	LAH	335.00	335.00	335.00	0.00	0.00
		RAW	325.00	325.00	300.00	0.00	8.33
		KAR	435.00	435.00	435.00	0.00	0.00
		PSH	425.00	425.00	425.00	0.00	0.00

Contd.

7.10 Intercity Wholesale Prices of Selected Commodities

Group/Commodity/Item Specification	Unit	City	Prices (Rs.)			% Change in Nov.,2014	
						Over	
			Nov., 2014	Oct., 2014	Nov., 2013	Oct., 2014	Nov., 2013
3711402. FIG.GLASS SHEET ABOVE 1 SQ.M	SQ.MTR.	LAH	247.50	247.50	247.50	0.00	0.00
		RAW	285.00	285.00	260.00	0.00	9.62
		KAR	465.00	465.00	465.00	0.00	0.00
		PSH	968.00	968.00	968.00	0.00	0.00
088. Other Glass Articles							
3719101. JAR 4 LTR. LOCAL/FANCY/SILKY	DOZ.	RAW	887.50	887.50	825.00	0.00	7.58
		KAR	710.00	710.00	710.00	0.00	0.00
3719301. TUMBLER 200 ML. FANCY (OMROC)	DOZ.	RAW	310.00	310.00	297.50	0.00	4.20
		KAR	575.00	575.00	575.00	0.00	0.00
3719302. JUG DIAMOND 1.2 LTR. FANCY (OMROC)	DOZ.	LAH	1775.00	1775.00	1450.00	0.00	22.41
		RAW	1337.50	1337.50	1275.00	0.00	4.90
		KAR	1730.00	1730.00	1730.00	0.00	0.00
3719303. TEA CUP SAUCER WHITE	DOZ.	LAH	725.00	600.00	450.00	20.83	61.11
		RAW	887.50	887.50	837.50	0.00	5.97
		KAR	662.50	662.50	535.00	0.00	23.83
089. Ceramics & Sanitary Fixture							
3721001. EUROPEAN W/C (02/03) STD WHITE	EACH	LAH	1400.00	1400.00	1400.00	0.00	0.00
		RAW	1175.00	1175.00	1025.00	0.00	14.63
		GJT	1400.00	1400.00	1850.00	0.00	-24.32
		KAR	1450.00	1450.00	800.00	0.00	81.25
		PSH	4100.00	4100.00	3000.00	0.00	36.67
3721002. EUROPEAN W.C. (02/03)STD COLOUR	EACH	LAH	1500.00	1500.00	1500.00	0.00	0.00
		RAW	1275.00	1275.00	1125.00	0.00	13.33
		GJT	1600.00	1600.00	1950.00	0.00	-17.95
		KAR	1550.00	1550.00	820.00	0.00	89.02
3721003. ASIAN W.C. WHITE 18/22"	EACH	LAH	1250.00	1250.00	1250.00	0.00	0.00
		RAW	1275.00	1275.00	1125.00	0.00	13.33
		GJT	1250.00	1250.00	825.00	0.00	51.52
		KAR	875.00	875.00	360.00	0.00	143.06
3721004. ASIAN W.C. WHITE 15/22"	EACH	PSH	1050.00	1050.00	880.00	0.00	19.32
		LAH	1150.00	1150.00	925.00	0.00	24.32
		RAW	1187.50	1187.50	1025.00	0.00	15.85
		GJT	1050.00	1050.00	675.00	0.00	55.56
3721005. ASIAN W.C. COLOURED 18/22"	EACH	KAR	825.00	825.00	400.00	0.00	106.25
		PSH	900.00	900.00	850.00	0.00	5.88
		LAH	1700.00	1700.00	1100.00	0.00	54.55
		RAW	1475.00	1475.00	1325.00	0.00	11.32
		GUJ	1800.00	1800.00	1350.00	0.00	33.33
3721006. ASIAN W.C. COLOURED 15/22"	EACH	GJT	1450.00	1450.00	875.00	0.00	65.71
		KAR	975.00	975.00	420.00	0.00	132.14
		PSH	980.00	980.00	950.00	0.00	3.16
		LAH	1250.00	1250.00	950.00	0.00	31.58
		RAW	1275.00	1275.00	1125.00	0.00	13.33
3721007. WASH BASIN 50 CM WHITE STD.	EACH	GUJ	1700.00	1700.00	1200.00	0.00	41.67
		GJT	1250.00	1250.00	725.00	0.00	72.41
		KAR	925.00	925.00	550.00	0.00	68.18
		PSH	870.00	870.00	820.00	0.00	6.10
		LAH	1300.00	1300.00	1050.00	0.00	23.81
		RAW	1275.00	1275.00	1125.00	0.00	13.33
		GJT	1350.00	1350.00	850.00	0.00	58.82
		KAR	1050.00	1050.00	770.00	0.00	36.36
		PSH	1480.00	1480.00	1400.00	0.00	5.71

Contd.

7.10 Intercity Wholesale Prices of Selected Commodities

Group/Commodity/Item Specification	Unit	City	Prices (Rs.)			% Change in Nov.,2014			
			Nov., 2014	Oct., 2014	Nov., 2013	Over			
						Oct., 2014	Nov., 2013		
3721008. WASH BASIN 50 CM LIGHT COLOUR	EACH	LAH	1300.00	1300.00	1050.00	0.00	23.81		
		RAW	1375.00	1375.00	1175.00	0.00	17.02		
		GJT	1150.00	1150.00	750.00	0.00	53.33		
		KAR	1200.00	1200.00	880.00	0.00	36.36		
		PSH	1550.00	1550.00	1550.00	0.00	0.00		
3721009. SINK STAINLESS STEEL(KIT.)MED.SIZE	EACH	LAH	1250.00	1250.00	1100.00	0.00	13.64		
		RAW	2475.00	2475.00	2300.00	0.00	7.61		
		GUJ	1400.00	1400.00	1400.00	0.00	0.00		
		KAR	1265.00	1265.00	1265.00	0.00	0.00		
090. Bricks, Blocks & Tiles	1000	LAH	8150.00	8150.00	7250.00	0.00	12.41		
		RAW	7450.00	7450.00	6450.00	0.00	15.50		
		GJT	8000.00	7000.00	6000.00	14.29	33.33		
		KSR	8050.00	8050.00	7050.00	0.00	14.18		
		HYD	4800.00	4800.00	4800.00	0.00	0.00		
3732001. BRICKS	1000	SKR	5000.00	5000.00	5500.00	0.00	-9.09		
		PSH	7500.00	7500.00	7500.00	0.00	0.00		
		BNU	6000.00	6000.00	6000.00	0.00	0.00		
		QTA	6250.00	6250.00	6250.00	0.00	0.00		
		KAR	19600.00	19600.00	19600.00	0.00	0.00		
3732002. CEMENT BLOCKS	1000	KAR	19600.00	19600.00	19600.00	0.00	0.00		
3732003. TILES PLAIN WHITE 8 X 10"	SQ.MTR	LAH	525.00	525.00	525.00	0.00	0.00		
		RAW	490.00	490.00	480.00	0.00	2.08		
		MUL	800.00	800.00	650.00	0.00	23.08		
		KAR	492.50	492.50	492.50	0.00	0.00		
3732004. TILES PLAIN COLOURED 8 X 10"	SQ.MTR	LAH	555.00	555.00	555.00	0.00	0.00		
		RAW	590.00	590.00	580.00	0.00	1.72		
		MUL	825.00	825.00	700.00	0.00	17.86		
		KAR	552.50	552.50	552.50	0.00	0.00		
091. Cement	MT.	KAR	8460.00	8460.00	8460.00	0.00	0.00		
		3744001. CEMENT JAVEDAN (EX-FACTORY)	LAH	18350.00	18350.00	18350.00	0.00	0.00	
			RAW	18100.00	18100.00	18100.00	0.00	0.00	
			KAR	18500.00	18500.00	18500.00	0.00	0.00	
			SKR	20000.00	20000.00	19125.00	0.00	4.58	
		3744003. SULP. RESISTING CEMENT(JAVEDAN)	MT.	KAR	9158.00	9158.00	9158.00	0.00	0.00
		3744004. D.G. CEMENT (EX-FACTORY)	MT	LAH	9223.00	9223.00	8783.00	0.00	5.01
		3744005. LUCKY CEMENT (EX-FACTORY)	MT	KAR	10110.00	10110.00	9010.00	0.00	12.21
		3744006. FAUJI CEMENT(EX-FACTORY)	MT	RAW	9005.00	9100.00	8520.00	-1.04	5.69
		092. Bed Foam	EACH	LAH	4000.00	3500.00	3300.00	14.29	21.21
				RAW	4325.00	4225.00	4200.00	2.37	2.98
				GUJ	3000.00	3000.00	3000.00	0.00	0.00
KAR	2600.00			2600.00	2600.00	0.00	0.00		
QTA	3200.00			3200.00	3200.00	0.00	0.00		
3815002. BED FOAM COMMANDER 6.5" X 6" X5"	EACH		LAH	5800.00	5200.00	5200.00	11.54	11.54	
			FAS	6900.00	6900.00	6900.00	0.00	0.00	
			RAW	6325.00	6225.00	6200.00	1.61	2.02	
			GJT	7600.00	7600.00	7600.00	0.00	0.00	
			KAR	6000.00	6000.00	6000.00	0.00	0.00	
			HYD	5950.00	5950.00	5950.00	0.00	0.00	
			3815001. BED FOAM	EACH	LAH	4000.00	3500.00	3300.00	14.29

Contd.

7.10 Intercity Wholesale Prices of Selected Commodities

Group/Commodity/Item Specification	Unit	City	Prices (Rs.)			% Change in Nov.,2014 Over	
			Nov., 2014	Oct., 2014	Nov., 2013	Oct., 2014	Nov., 2013
093. Matches							
3899801. MATCHES (70-75 STICKS) 10 BOXES	PACKET	LAH	9.60	9.60	9.60	0.00	0.00
		RAW	9.40	9.40	9.40	0.00	0.00
		KAR	15.00	15.00	15.00	0.00	0.00
		SKR	15.00	15.00	15.00	0.00	0.00
		PSH	10.00	10.00	10.00	0.00	0.00
5. Metal Product, Machinery & Equipment							
094. Pig Iron							
4111101. PIG IRON	MT.	KAR	40000.00	40000.00	40000.00	0.00	0.00
095. Steel Bar & Sheets							
4126101. M.S. ROUND BAR 1/4"	MT.	LAH	79000.00	80500.00	75000.00	-1.86	5.33
		RAW	83000.00	83000.00	78250.00	0.00	6.07
		KAR	81000.00	83500.00	72000.00	-2.99	12.50
		HYD	77800.00	77800.00	70800.00	0.00	9.89
		PSH	79000.00	80000.00	74000.00	-1.25	6.76
		QTA	80000.00	82000.00	72000.00	-2.44	11.11
4126102. M.S. ROUND BAR 3/8"	MT.	LAH	79000.00	80500.00	75000.00	-1.86	5.33
		RAW	83000.00	83000.00	77750.00	0.00	6.75
		KAR	79000.00	81500.00	72000.00	-3.07	9.72
		HYD	77800.00	77800.00	70800.00	0.00	9.89
		PSH	79000.00	81000.00	76000.00	-2.47	3.95
		QTA	84000.00	86000.00	76000.00	-2.33	10.53
4126103. M.S.ROUND BAR 1/2"	MT.	LAH	77750.00	79500.00	73500.00	-2.20	5.78
		RAW	81750.00	81750.00	76750.00	0.00	6.51
		KAR	78000.00	81500.00	69000.00	-4.29	13.04
		HYD	77800.00	77800.00	70800.00	0.00	9.89
		PSH	79600.00	79900.00	75000.00	-0.38	6.13
		QTA	83000.00	85000.00	75000.00	-2.35	10.67
4126104. M.S. ROUND BAR 1"	MT.	LAH	77750.00	79500.00	73500.00	-2.20	5.78
		RAW	81750.00	81750.00	76750.00	0.00	6.51
		KAR	80000.00	82500.00	72000.00	-3.03	11.11
		PSH	85000.00	85000.00	78000.00	0.00	8.97
4126105. M.S.RIBBED BAR 1/2" TO 1"	MT.	LAH	80000.00	81750.00	73000.00	-2.14	9.59
		RAW	82750.00	82750.00	77750.00	0.00	6.43
		KAR	81000.00	83500.00	73000.00	-2.99	10.96
4126106. M.S.RIBBED BAR 3/8"	MT.	LAH	80000.00	81750.00	75000.00	-2.14	6.67
		RAW	81750.00	81750.00	76750.00	0.00	6.51
		KAR	82000.00	84500.00	74000.00	-2.96	10.81
4126107. G.P.SHEET CUTTING JAPAN 24-30 BG	MT.	LAH	120000.00	120000.00	115000.00	0.00	4.35
		RAW	91500.00	91500.00	92750.00	0.00	-1.35
		KAR	89000.00	89000.00	92000.00	0.00	-3.26
		PSH	110000.00	112000.00	122000.00	-1.79	-9.84
4126108. G.S.SHEET 24 G.GALV.	MT.	LAH	130000.00	130000.00	125000.00	0.00	4.00
		RAW	91500.00	91500.00	92750.00	0.00	-1.35
		KAR	90000.00	90000.00	92000.00	0.00	-2.17
		PSH	113000.00	115000.00	122000.00	-1.74	-7.38
096. Pipe Fittings							
4129201. TEE 1/2"	DOZ.	LAH	410.00	410.00	310.00	0.00	32.26
		RAW	387.50	387.50	337.50	0.00	14.81
		KAR	372.00	372.00	327.50	0.00	13.59
		QTA	180.00	180.00	180.00	0.00	0.00

Contd.

7.10 Intercity Wholesale Prices of Selected Commodities

Group/Commodity/Item Specification	Unit	City	Prices (Rs.)			% Change in Nov.,2014 Over	
			Nov., 2014	Oct., 2014	Nov., 2013	Oct., 2014	Nov., 2013
4129202. TEE 3/4"	DOZ.	LAH	475.00	475.00	405.00	0.00	17.28
		RAW	512.50	512.50	450.00	0.00	13.89
		KAR	516.00	516.00	458.00	0.00	12.66
		QTA	360.00	360.00	320.00	0.00	12.50
4129203. SOCKET 1/2"	DOZ.	LAH	275.00	275.00	210.00	0.00	30.95
		RAW	337.50	337.50	275.00	0.00	22.73
		KAR	234.00	234.00	212.50	0.00	10.12
		QTA	120.00	120.00	120.00	0.00	0.00
4129204. SOCKET 3/4"	DOZ.	LAH	365.00	365.00	305.00	0.00	19.67
		RAW	412.50	412.50	350.00	0.00	17.86
		KAR	348.00	348.00	275.00	0.00	26.55
		QTA	165.00	165.00	165.00	0.00	0.00
4129205. UNION 1/2"	DOZ.	LAH	660.00	660.00	605.00	0.00	9.09
		RAW	712.50	712.50	650.00	0.00	9.62
		KAR	804.00	804.00	745.00	0.00	7.92
		QTA	360.00	360.00	360.00	0.00	0.00
4129206. UNION 3/4"	DOZ.	LAH	755.00	755.00	705.00	0.00	7.09
		RAW	787.50	787.50	725.00	0.00	8.62
		KAR	1020.00	1020.00	935.00	0.00	9.09
4129207. BAND 1/2"	DOZ.	LAH	455.00	455.00	410.00	0.00	10.98
		RAW	687.50	687.50	625.00	0.00	10.00
		KAR	636.00	636.00	545.00	0.00	16.70
		QTA	300.00	300.00	300.00	0.00	0.00
4129208. BAND 3/4"	DOZ.	LAH	560.00	560.00	510.00	0.00	9.80
		RAW	712.50	712.50	650.00	0.00	9.62
		KAR	972.00	972.00	640.00	0.00	51.88
		QTA	480.00	480.00	480.00	0.00	0.00
4129209. ELBOW GALV CHINA 1/2"	DOZ.	LAH	310.00	310.00	235.00	0.00	31.91
		RAW	412.50	412.50	350.00	0.00	17.86
		KAR	258.00	258.00	232.50	0.00	10.97
		QTA	165.00	165.00	165.00	0.00	0.00
4129210. ELBOW GALV CHINA 3/4"	DOZ.	LAH	365.00	365.00	305.00	0.00	19.67
		RAW	462.50	462.50	400.00	0.00	15.63
		KAR	372.00	372.00	340.00	0.00	9.41
		QTA	192.00	192.00	192.00	0.00	0.00
097. Steel Products							
4291201. STAINLESS STEEL DEGCHI MED. SIZE	EACH	LAH	600.00	600.00	500.00	0.00	20.00
		GJT	455.00	455.00	455.00	0.00	0.00
		KAR	625.00	625.00	425.00	0.00	47.06
4291202. STAINLESS STEEL TABLE SPOON SUP.	EACH	LAH	350.00	350.00	300.00	0.00	16.67
		GJT	175.00	175.00	175.00	0.00	0.00
		KAR	260.00	260.00	260.00	0.00	0.00
4291203. STAINLESS STEEL PLATE LIGHT	DOZ.	LAH	700.00	700.00	700.00	0.00	0.00
		GJT	500.00	500.00	500.00	0.00	0.00
		KAR	780.00	780.00	772.00	0.00	1.04
4291204. PRESSURE COOKER 4 LTR.	EACH	LAH	1380.00	1380.00	1300.00	0.00	6.15
		GUJ	1000.00	1000.00	950.00	0.00	5.26
		SKT	1200.00	1200.00	850.00	0.00	41.18
		KAR	1625.00	1625.00	975.00	0.00	66.67
4291401. NEW TREET BLADE ORDINARY	1000	RAW	2375.00	2375.00	2375.00	0.00	0.00
		KAR	2900.00	2900.00	2900.00	0.00	0.00

Contd.

7.10 Intercity Wholesale Prices of Selected Commodities

Group/Commodity/Item Specification	Unit	City	Prices (Rs.)			% Change in Nov.,2014 Over	
			Nov., 2014	Oct., 2014	Nov., 2013	Oct., 2014	Nov., 2013
			4291402. TREET SAFETY RAZOR	DOZ.	LAH	1550.00	1550.00
		KAR	1185.00	1185.00	1185.00	0.00	0.00
4291403. GILLET SAFETY RAZOR	DOZ.	LAH	342.00	342.00	342.00	0.00	0.00
		RAW	405.00	391.00	391.00	3.58	3.58
		KAR	280.00	280.00	350.00	0.00	-20.00
098. Engines & Motors							
4321901. HOLLOW S.MOTOR 326 UP-4.40 HP 46	EACH	LAH	144500.00	144500.00	144500.00	0.00	0.00
099. Vacuum Pumps							
4323001. MULTISTAGE C.PUMPS(PCM 80-3 15 H)	EACH	LAH	77500.00	77500.00	77500.00	0.00	0.00
4323002. MULTISTAGE C.PUMPS PCM 80-5 25 H)	EACH	LAH	109000.00	109000.00	109000.00	0.00	0.00
100. Air Conditioners							
4391201. PEL AIR CONDITONER 1.5 TON	EACH	LAH	38000.00	38000.00	27500.00	0.00	38.18
		RAW	36250.00	36250.00	36250.00	0.00	0.00
		KAR	42000.00	42000.00	42000.00	0.00	0.00
4391202. WAVES AIR CONDITIONER 1.5 TON.	EACH	LAH	42000.00	42000.00	30500.00	0.00	37.70
		RAW	37750.00	37750.00	37750.00	0.00	0.00
		GJT	35000.00	35000.00	35000.00	0.00	0.00
		KAR	41000.00	41000.00	41000.00	0.00	0.00
		HYD	40000.00	40000.00	40000.00	0.00	0.00
		QTA	39200.00	39200.00	39200.00	0.00	0.00
101. Cultivators							
4411201. CULTIVATOR (ORDINARY) 9 TIMES	EACH	GUJ	45000.00	45000.00	45000.00	0.00	0.00
4411202. CULTIVATOR (SPECIAL) 11 TIMES	EACH	GUJ	60000.00	60000.00	60000.00	0.00	0.00
102. Chuff Cutter							
4412301. CHUFF CUTTER	EACH	FAS	7000.00	7000.00	6800.00	0.00	2.94
103. Tractors							
4414101. TRACTOR MF-240	EACH	LAH	754000.00	754000.00	680000.00	0.00	10.88
4414102. TRACTOR MF-385	EACH	LAH	1223800.00	1223800.00	1100000.00	0.00	11.25
104. Lathe Machines							
4421301. LATHE MACHINE 3' (PAK MADINA)	EACH	LAH	72500.00	72500.00	60000.00	0.00	20.83
4421302. LATHE MACHINE 4.5' (PAK MADINA)	EACH	LAH	100000.00	100000.00	85000.00	0.00	17.65
4421303. LATHE MACHINE 6.5' (PAK MADINA)	EACH	LAH	119000.00	119000.00	98000.00	0.00	21.43
4421304. LATHE MACHINE 10' (PAK MADINA)	EACH	LAH	222500.00	222500.00	195000.00	0.00	14.10
105. Concrete Mixture							
4444001. CONC.MIXER 7 NTR. 12HP. STAR.ENG	EACH	LAH	140000.00	140000.00	140000.00	0.00	0.00
4444002. CONC.MIXER 17 NTR. 24HP. STAR.ENG	EACH	LAH	210000.00	210000.00	210000.00	0.00	0.00
106. Fridge,WashM,SewM,Fans,Iron							
4481101. DAWLANCE 10 CFT. DOUBLE DOOR	EACH	LAH	28000.00	28000.00	24500.00	0.00	14.29
		RAW	23750.00	23750.00	23750.00	0.00	0.00
		KAR	31100.00	31100.00	25200.00	0.00	23.41
4481201. WASHING MACHINE NAT. PAK S.F.	EACH	LAH	5000.00	5000.00	5000.00	0.00	0.00
		GUJ	5550.00	5550.00	5550.00	0.00	0.00
		KAR	5000.00	5000.00	4800.00	0.00	4.17
		QTA	5500.00	5500.00	5500.00	0.00	0.00
4481202. WASHING MACHINE SINGER S.F.	EACH	LAH	9500.00	9500.00	8000.00	0.00	18.75
		RAW	9550.00	9550.00	8650.00	0.00	10.40
		KAR	10600.00	10600.00	10600.00	0.00	0.00
4481203. WASHING MACHINE DAWLANCE	EACH	LAH	9000.00	9000.00	7800.00	0.00	15.38
		FAS	8700.00	8700.00	8700.00	0.00	0.00
		GUJ	9400.00	9400.00	8000.00	0.00	17.50

Contd.

7.10 Intercity Wholesale Prices of Selected Commodities

Group/Commodity/Item Specification	Unit	City	Prices (Rs.)			% Change in Nov.,2014 Over	
			Nov., 2014	Oct., 2014	Nov., 2013	Oct., 2014	Nov., 2013
		GJT	9400.00	9400.00	7800.00	0.00	20.51
		KAR	5400.00	5400.00	5200.00	0.00	3.85
		HYD	9000.00	9000.00	9000.00	0.00	0.00
4481204. WASHING MACHINE SUPER ASIA	EACH	LAH	8000.00	8000.00	6500.00	0.00	23.08
		FAS	8800.00	8800.00	8200.00	0.00	7.32
		KAR	5000.00	5000.00	4900.00	0.00	2.04
		HYD	6500.00	6500.00	6500.00	0.00	0.00
4481401. SEWING MACHINE SINGER B.B. H.O	EACH	LAH	5691.00	5691.00	5300.00	0.00	7.38
		KAR	6200.00	6200.00	5375.00	0.00	15.35
4481402. SINGER ZIG ZAG MACHINE	EACH	LAH	13500.00	13500.00	12700.00	0.00	6.30
		KAR	11900.00	11900.00	11900.00	0.00	0.00
4481403. SEWING MACHINE SALIKA	EACH	LAH	4500.00	4500.00	4200.00	0.00	7.14
		KAR	5600.00	5600.00	5600.00	0.00	0.00
4481501. CEILING FAN MILLAT 48"	EACH	LAH	2300.00	2300.00	2300.00	0.00	0.00
		KAR	2400.00	2400.00	2400.00	0.00	0.00
4481502. CEILING FAN PAK 48"	EACH	LAH	2200.00	2200.00	2200.00	0.00	0.00
		GUJ	2400.00	2400.00	2400.00	0.00	0.00
		KAR	2400.00	2400.00	2400.00	0.00	0.00
4481503. CEILING FAN NATIONAL 56"	EACH	LAH	2200.00	2200.00	2000.00	0.00	10.00
		GUJ	2150.00	2150.00	2150.00	0.00	0.00
		GJT	2300.00	2300.00	2300.00	0.00	0.00
		KAR	2300.00	2300.00	2300.00	0.00	0.00
		HYD	2100.00	2100.00	2000.00	0.00	5.00
4481504. CEILING FAN YOUNIS 56"	EACH	LAH	2300.00	2300.00	2300.00	0.00	0.00
		FAS	2350.00	2350.00	2250.00	0.00	4.44
		GUJ	2350.00	2350.00	2350.00	0.00	0.00
		KAR	2400.00	2400.00	2400.00	0.00	0.00
		PSH	2550.00	2550.00	2450.00	0.00	4.08
		QTA	2750.00	2750.00	2750.00	0.00	0.00
4481505. PADESTAL FAN MILLAT 20"	EACH	KAR	3200.00	3200.00	3200.00	0.00	0.00
4481506. PADESTAL FAN PAK 20"	EACH	LAH	3300.00	3300.00	2900.00	0.00	13.79
		GJT	3400.00	3400.00	3400.00	0.00	0.00
		KAR	3200.00	3200.00	3200.00	0.00	0.00
		PSH	3800.00	3550.00	3350.00	7.04	13.43
4481507. EXHAUST FAN CLIMAX 12"	EACH	LAH	1600.00	1600.00	1500.00	0.00	6.67
		GUJ	1700.00	1700.00	1700.00	0.00	0.00
4481508. EXHAUST FAN MILLAT 12"	EACH	KAR	1600.00	1600.00	1600.00	0.00	0.00
4481509. EXHAUST FAN PAK. NATIONAL 12"	EACH	LAH	1500.00	1500.00	1400.00	0.00	7.14
		GUJ	1900.00	1900.00	1900.00	0.00	0.00
		GJT	1800.00	1800.00	1800.00	0.00	0.00
		KAR	1600.00	1600.00	1600.00	0.00	0.00
4481601. IRON NATIONAL PAK AUTOMATIC	EACH	LAH	400.00	400.00	350.00	0.00	14.29
		GUJ	850.00	850.00	850.00	0.00	0.00
		KAR	525.00	525.00	525.00	0.00	0.00
		PSH	800.00	800.00	650.00	0.00	23.08
4481602. IRON PHILIPS HD 1120/R	EACH	LAH	1250.00	1250.00	1250.00	0.00	0.00
		GUJ	2100.00	2100.00	2100.00	0.00	0.00
		KAR	1360.00	1100.00	850.00	23.64	60.00

Contd.

7.10 Intercity Wholesale Prices of Selected Commodities

Group/Commodity/Item Specification	Unit	City	Prices (Rs.)			% Change in Nov.,2014 Over	
			Nov., 2014	Oct., 2014	Nov., 2013	Oct., 2014	Nov., 2013
			107. Electric Wires				
4634001. FLEXIBLE WIRE 2999-14 0076	90 MTR.	LAH	525.00	525.00	462.50	0.00	13.51
		MUL	900.00	900.00	750.00	0.00	20.00
		KAR	890.00	890.00	880.00	0.00	1.14
		PSH	800.00	800.00	700.00	0.00	14.29
		QTA	505.00	505.00	505.00	0.00	0.00
4634002. PVC WIRE SINGLE CORE	90 MTR.	LAH	850.00	850.00	762.50	0.00	11.48
		MUL	1400.00	1400.00	1250.00	0.00	12.00
		KAR	890.00	890.00	880.00	0.00	1.14
		PSH	925.00	925.00	800.00	0.00	15.63
		QTA	600.00	600.00	600.00	0.00	0.00
108. Lighting Equipments							
4653101. PHILIPS TL. LAMP 40 W.	EACH	GUJ	96.00	96.00	96.00	0.00	0.00
		GJT	96.00	96.00	96.00	0.00	0.00
		KAR	85.00	85.00	85.00	0.00	0.00
		PSH	97.50	97.50	97.50	0.00	0.00
		QTA	90.00	90.00	90.00	0.00	0.00
4653102. PHILIPS ELECTRIC BULB 100W(GLS)	100 BUL	LAH	2000.00	2000.00	1750.00	0.00	14.29
		RAW	2950.00	2525.00	2350.00	16.83	25.53
		KAR	2800.00	2800.00	2100.00	0.00	33.33
		PSH	2900.00	2900.00	2400.00	0.00	20.83
4653103. PHILIPS ENERGY SAVER 14 W (GLS)	EACH	LAH	110.00	110.00	110.00	0.00	0.00
		RAW	139.00	139.00	134.00	0.00	3.73
		KAR	155.00	155.00	142.50	0.00	8.77
		PSH	170.00	170.00	185.00	0.00	-8.11
		QTA	172.00	172.00	172.00	0.00	0.00
109. Radio & Television							
4731201. RADIO 3-5 BAND (CHINA BRAND)	EACH	LAH	175.00	175.00	175.00	0.00	0.00
		RAW	287.50	287.50	287.50	0.00	0.00
		KAR	325.00	325.00	325.00	0.00	0.00
4731301. PHILIPS COLOUR TV. 14"	EACH	LAH	8150.00	8150.00	8150.00	0.00	0.00
		RAW	8250.00	8250.00	8250.00	0.00	0.00
		KAR	8400.00	8400.00	8400.00	0.00	0.00
4731302. L.G.COLOUR TV. 14"	EACH	LAH	8100.00	8100.00	8100.00	0.00	0.00
		RAW	7900.00	7900.00	7900.00	0.00	0.00
		KAR	8150.00	8150.00	8150.00	0.00	0.00
4731303. SONY COLOUR TV 14"	EACH	LAH	13000.00	13000.00	13000.00	0.00	0.00
		RAW	10250.00	10250.00	10250.00	0.00	0.00
		KAR	8000.00	8000.00	8000.00	0.00	0.00
4731304. PANASONIC COLOUR TV 14"	EACH	RAW	9250.00	9250.00	9250.00	0.00	0.00
		KAR	7750.00	7750.00	7750.00	0.00	0.00
4731305. PHILIPS COLOUR TV. 20"	EACH	LAH	11000.00	11000.00	11000.00	0.00	0.00
		RAW	13900.00	13900.00	13900.00	0.00	0.00
		KAR	12750.00	12750.00	12750.00	0.00	0.00
4731306. L.G.COLOUR TV. 20"	EACH	LAH	13400.00	13400.00	13400.00	0.00	0.00
		RAW	12250.00	12250.00	12250.00	0.00	0.00
		KAR	13000.00	13000.00	13000.00	0.00	0.00
4731307. L.G. COLOUR TV. 21"	EACH	LAH	14700.00	14700.00	14700.00	0.00	0.00
		RAW	12250.00	12250.00	12250.00	0.00	0.00
		KAR	16100.00	16100.00	16100.00	0.00	0.00

Contd.

7.10 Intercity Wholesale Prices of Selected Commodities

Group/Commodity/Item Specification	Unit	City	Prices (Rs.)			% Change in Nov.,2014 Over	
			Nov., 2014	Oct., 2014	Nov., 2013	Oct., 2014	Nov., 2013
			4731308. SONY COLOUR TV 20"	EACH	LAH	18800.00	18800.00
		RAW	17100.00	17100.00	17100.00	0.00	0.00
		KAR	17200.00	17200.00	17200.00	0.00	0.00
110. Motor Vehicles							
4911301. CAR SUZUKI MEHRAN 800CC SB308R VX	EACH	KAR	625000.00	625000.00	610000.00	0.00	2.46
4911302. SUZUKI CULTUS 1000CC SF410 VXR M PE	EACH	KAR	1039000.00	1039000.00	1029000.00	0.00	0.97
4911303. SUZUKI RAVI 800 CC PICKUP(ST 308R)	EACH	KAR	637000.00	637000.00	637000.00	0.00	0.00
4911304. CAR TOYOTA 1300 CC XLI	EACH	KAR	1539000.00	1539000.00	1568000.00	0.00	-1.85
4911305. CAR HONDA CIVIC 1800CC(iVTEC MANUAL)	EACH	LAH	2021000.00	2021000.00	2021000.00	0.00	0.00
4911306. ISUZU BUS CHASIS MT 112 K	EACH	KAR	3325000.00	3325000.00	3325000.00	0.00	0.00
4911401. ISUZU TRUCK CHASIS FTR 12 K	EACH	KAR	3850000.00	3850000.00	3850000.00	0.00	0.00
111. Motorcycles							
4991201. MOTOR CYCLE YB-100ROYAL YAMAHA	EACH	KAR	75375.00	75375.00	75375.00	0.00	0.00
4991202. MOTOR CYCLE CD-70 HONDA	EACH	KAR	66350.00	66350.00	65495.00	0.00	1.31
4991203. MOTOR CYCLE PAK HERO 70 CC.	EACH	LAH	42000.00	42000.00	41500.00	0.00	1.20
		MUL	42000.00	42000.00	42000.00	0.00	0.00
		KAR	46000.00	46000.00	42500.00	0.00	8.24
4991204. MOTOR CYCLE SUPER ASIA 70 CC.	EACH	LAH	42500.00	42500.00	42500.00	0.00	0.00
		MUL	45000.00	45000.00	43000.00	0.00	4.65
		KAR	42500.00	42500.00	42500.00	0.00	0.00
		HYD	42000.00	42000.00	42000.00	0.00	0.00
4991205. MOTOR CYCLE SUZUKI STD 110CC.	EACH	KAR	71300.00	71300.00	71300.00	0.00	0.00
112. Bicycles							
4992101. BICYCLE PECO FOR GENTS POPULAR	EACH	LAH	5000.00	5000.00	5000.00	0.00	0.00
4992102. BICYCLE PECO FOR BMX SHAHEEN	EACH	LAH	3500.00	3500.00	3500.00	0.00	0.00
4992103. BICYCLE SOHRAB SUPER	EACH	LAH	5950.00	5950.00	5850.00	0.00	1.71
		KAR	6450.00	6450.00	6250.00	0.00	3.20
4992104. BICYCLE SOHRAB VIP STUDENT	EACH	LAH	5900.00	5900.00	5800.00	0.00	1.72
		KAR	5700.00	5700.00	5500.00	0.00	3.64

7.11 Intercity Consumer Prices November, 2014

Description	Unit	Rawalpindi	Islamabad	Attock	Jehlum	Lahore	Sahiwal	Gujranwala	Wazirabad
WHEAT	10 KG.	365.00	365.00	347.50	350.00	348.75	340.75	344.00	336.50
WHEAT FLOUR FINE/SUPERIOR.	KG.	55.58	58.63	45.50	47.00	48.00	45.00	42.00	42.00
WHEAT FLOUR AVG. QLTY	KG.	40.81	40.84	39.44	41.50	42.50	40.00	40.00	40.00
WHEAT FLOUR BAG	10 KG.	408.13	408.44	394.38	415.00	399.00	392.50	400.00	400.00
MAIDA	KG.	56.50	58.50	51.00	60.00	59.29	50.00	50.00	50.00
SUJI	KG.	57.42	59.00	51.00	60.00	63.04	50.00	55.00	55.00
BESAN AV. QLTY.	KG.	78.75	87.50	72.50	75.00	78.57	70.00	70.00	70.00
RICE BASMATI SUP. QLTY.	KG.	153.75	158.75	160.00	145.00	144.64	155.00	122.50	126.25
RICE BASMATI 385/386	KG.	136.25	145.00	125.00	95.00	118.57	100.00	72.50	110.00
RICE BASMATI BROKEN AV.QLTY	KG.	80.83	86.25	92.50	80.00	79.29	77.50	72.50	70.00
RICE IRRI-6 (SINDH/PUNJAB)	KG.	60.83	62.50	50.00	60.00	65.32	45.00	47.50	52.50
VERMICELLI	KG.	91.25	96.25	92.50	80.00	101.07	70.00	75.00	80.00
BREAD PLAIN MEDIUM SIZE	EACH	40.00	40.00	40.00	37.50	40.00	40.00	40.00	40.00
RUSK (PAPAY)	KG.	240.00	261.25	160.00	230.00	198.75	230.00	160.00	160.00
BISCUITS-PACKED	PKT	35.00	35.00	35.00	35.00	35.00	35.00	35.00	35.00
BISCUIT-BAKERY (LOOSE)	250 GM	100.42	110.00	72.50	95.00	92.50	110.00	110.00	100.00
CORNFLAKS FAUJI 225 GM.	PKT	176.40	176.40	176.40	176.40	176.40	176.40	180.00	180.00
SAMOSA (VEGATABLE)	EACH	13.25	14.25	12.00	12.50	15.18	15.00	15.00	10.00
PASTRY AV.QLTY.	EACH	32.92	33.44	37.50	30.00	30.18	30.00	35.00	30.00
PATTIES (VEGATABLES)	EACH	27.50	28.25	21.00	25.00	30.18	30.00	20.00	15.00
NIMCO	250 GM	80.00	79.38	57.50	65.00	65.00	90.00	50.00	50.00
CHIPS	250 GM	93.33	95.00	72.50	82.50	77.32	90.00	65.00	62.50
BEEF WITH BONE AV.QLTY.	KG	317.50	321.25	260.00	290.00	328.57	250.00	280.00	280.00
MUTTON AV.QLTY.	KG	658.33	658.75	575.00	600.00	680.36	500.00	600.00	550.00
CHICKEN FARM BROILER (LIVE)	KG	125.42	136.50	133.00	137.00	110.36	120.00	120.00	115.00
FISH-RAHU MEDIUM SIZE	KG	290.83	330.00	310.00	265.00	300.00	250.00	300.00	280.00
MILK FRESH (UNBOILED)	LTR.	83.33	87.50	72.50	72.50	77.21	60.00	77.50	70.00
CURD	KG.	93.75	103.75	77.50	75.00	83.04	70.00	87.50	80.00
MILK TETRA PACK 1/2 LTR.	PKT.	60.83	60.00	60.00	60.00	60.00	60.00	60.00	60.00
LACTOGEN 400 GRAMS	PKT.	425.00	425.00	425.00	425.00	425.00	425.00	420.00	420.00
POWDER MILK NIDO 400GM.	PKT	350.00	350.00	350.00	350.00	350.00	350.00	350.00	350.00
MILK POWDER LOOSE/PACKED	KG.	527.50	552.50	510.00	500.00	504.29	470.00	480.00	480.00
BUTTER LOCAL PACKED	50 GM.	27.00	27.00	27.00	35.00	32.00	25.00	30.00	30.00
EGGS FARM	DOZ	110.00	116.56	114.00	110.00	110.29	110.00	110.00	112.00
MUSTARD OIL AV.QLTY.	KG.	232.50	240.00	245.00	210.00	183.21	170.00	155.00	170.00
COOKING OIL (DALDA)	2.5LTR	520.00	520.00	520.00	520.00	535.00	510.00	545.00	545.00
COOKING OIL (PAKWAN) OTHER BRAND SPECIFY	2.5 LTR	425.00	432.50	445.00	450.00	545.00	510.00	530.00	530.00
VEGETABLE GHEE TIN	2.5KG.	505.00	505.00	505.00	505.00	505.00	505.00	505.00	505.00
VEGETABLE GHEE (LOOSE)	KG.	160.25	165.00	146.50	170.00	158.21	190.00	145.00	145.00
DATES AV.QLTY.	KG.	205.00	228.75	210.00	205.00	188.57	200.00	152.50	160.00
PISTACHIO AV.QLTY.	50 GM.	130.83	136.88	122.50	125.00	107.86	135.00	120.00	130.00
ALMONDS WHOLE AV.QLTY.	KG.	571.25	600.00	490.00	490.00	643.57	600.00	325.00	375.00
COCONUT DRY AV.QLTY.	KG.	324.17	350.00	290.00	345.00	322.50	310.00	320.00	300.00
RAISINS AV.QLTY.	50 GM.	23.50	26.50	23.50	22.50	30.43	20.00	20.00	20.00
GROUNDNUTS (WITH SHELL)	KG.	173.33	190.00	155.00	215.00	217.14	245.00	210.00	200.00
MALTA/MOSAMBI	DOZ	110.00	142.50	90.00	95.00	96.07	92.50	100.00	100.00
KINNU	DOZ	0.00	0.00	0.00	0.00	0.00	0.00	0.00	0.00
APPLE	KG	100.83	145.00	105.00	105.00	137.86	110.00	105.00	100.00
ALOO BUKHARA	KG	0.00	0.00	0.00	0.00	0.00	0.00	0.00	0.00
POMEGRANATE (ANNAR)	KG	180.00	201.25	145.00	145.00	283.93	150.00	147.50	150.00
GRAPES	KG	0.00	0.00	0.00	0.00	0.00	0.00	0.00	0.00
BANANAS	DOZ	90.00	105.63	70.00	65.00	74.64	55.00	60.00	60.00
MANGO KALMI	KG	0.00	0.00	0.00	0.00	0.00	0.00	0.00	0.00
GUAVA	KG	97.08	132.50	125.00	95.00	119.29	0.00	110.00	100.00
WATERMELON (TURBOOZ)	KG	0.00	0.00	0.00	0.00	0.00	0.00	0.00	0.00
MUSKMELON (KHARBOOZA)	KG	0.00	0.00	0.00	0.00	0.00	0.00	0.00	0.00
SWEETMELON (GARMA)	KG	0.00	0.00	0.00	0.00	0.00	0.00	0.00	0.00
PULSE MASOOR (WHOLE)	KG.	129.58	143.13	125.00	120.00	139.46	130.00	112.50	115.00
PULSE MASOOR (WASHED)	KG.	137.08	148.75	125.00	135.00	144.46	135.00	157.50	160.00
PULSE MOONG (WASHED)	KG.	157.08	164.38	137.50	155.00	155.71	155.00	160.00	160.00
PULSE MASH (WASHED)	KG.	167.08	180.63	165.00	180.00	176.96	170.00	170.00	170.00
PULSE GRAM	KG.	78.75	87.50	70.00	70.00	67.32	70.00	70.00	75.00

Contd.

7.11 Intercity Consumer Prices November, 2014

Description	Unit	Rawal-pindi	Islama-bad	Attock	Jehlum	Lahore	Sahiwal	Gujran-wala	Wazira-bad
GRAM WHOLE BLACK AV.QLTY.	KG.	76.25	85.00	67.00	71.00	62.32	70.00	70.00	70.00
GRAM WHOLE YELLOW AV.QLTY	KG.	113.75	123.75	102.50	105.00	68.21	110.00	100.00	100.00
BEANS (LAL LOBIA)	KG.	164.58	172.50	155.00	160.00	196.43	180.00	142.50	130.00
POTATOES	KG	73.33	75.31	57.00	60.00	73.93	70.00	71.00	67.50
ONION	KG	45.42	49.38	29.00	37.50	36.07	30.00	32.50	32.50
TURNIP	KG	47.08	56.25	25.00	35.00	49.64	50.00	40.00	40.00
RADISH	KG	43.33	43.75	20.00	35.00	32.68	30.00	30.00	30.00
TOMATOES	KG	50.83	61.88	39.00	40.00	46.07	55.00	50.00	50.00
CABBAGE	KG	0.00	0.00	0.00	0.00	0.00	0.00	0.00	0.00
CAULIFLOWER	KG	55.00	65.63	40.00	45.00	70.36	42.50	40.00	40.00
BRINJAL	KG	48.75	60.00	35.00	22.50	43.21	22.50	30.00	30.00
PUMPKIN	KG	0.00	0.00	0.00	0.00	0.00	0.00	0.00	0.00
BOTTLEGOURD	KG	69.17	70.00	80.00	45.00	54.29	40.00	60.00	60.00
LADY FINGER	KG	0.00	0.00	0.00	0.00	0.00	0.00	0.00	0.00
PEAS	KG	108.33	115.00	100.00	85.00	156.43	105.00	115.00	120.00
SPINACH	KG	24.58	28.13	27.50	35.00	31.07	17.50	30.00	30.00
TINDA	KG	79.17	85.00	60.00	55.00	86.43	80.00	80.00	80.00
TURAI	KG	78.33	81.25	75.00	75.00	76.79	55.00	45.00	42.50
KARAILA	KG	80.83	92.50	57.50	75.00	119.64	80.00	100.00	100.00
ARVI	KG	55.83	70.00	42.50	75.00	68.21	30.00	50.00	60.00
CHILLIES GREEN	KG	90.83	97.50	50.00	75.00	83.93	50.00	70.00	70.00
CARROT	KG	73.33	72.50	60.00	55.00	70.36	35.00	50.00	50.00
COCUMBER (KHEERA)	KG	73.75	73.13	80.00	75.00	60.71	70.00	60.00	60.00
LEMON	250GM	36.25	42.50	32.50	15.00	33.04	30.00	40.00	30.00
SUGAR REFINED	KG.	59.13	61.75	57.00	59.00	58.79	56.00	57.50	58.00
GUR AV.QLTY	KG.	95.00	107.50	92.50	95.00	98.21	80.00	82.50	80.00
HONEY LANGANESE 500 GM.	BOTTLE	882.92	897.50	845.00	842.50	860.00	680.00	780.00	780.00
MILO 200 GM.	BOTTLE	199.17	203.75	195.00	190.00	218.18	220.00	173.33	173.33
CUSTARD POWDER RAFHAN 300 GM.	PKT	75.00	75.00	75.00	75.00	75.00	75.00	75.00	75.00
TOFFEE (HILAL)	EACH	1.00	1.00	1.00	1.00	1.00	2.00	1.00	1.00
CHOWKELATE CANDY (SMALL SIZE)	EACH	5.00	5.00	5.00	5.00	5.00	5.00	5.00	5.00
SWEETMEAT (MIXED)	KG	355.83	380.00	270.00	350.00	261.43	370.00	360.00	270.00
ICE CREAM WALLS	CUP.	40.00	40.00	40.00	40.00	40.00	40.00	40.00	40.00
ICE	KG	15.00	15.00	15.00	15.00	15.00	10.00	5.00	5.00
JAM AHMED/MITCHELLES	BOTTLE	140.00	140.00	140.00	140.00	135.00	140.00	130.00	130.00
SQUASH-MITCHELLES	BOTTLE	150.00	150.00	150.00	150.00	150.00	150.00	145.00	145.00
ROOH AFZA	BOTTLE	140.00	140.00	140.00	140.00	140.00	140.00	140.00	140.00
JAM-E-SHIREEN	BOTTLE	150.00	150.00	150.00	150.00	150.00	150.00	150.00	145.00
SAUNF	50 GM	19.00	19.00	15.50	17.50	20.00	15.00	20.00	20.00
CINAMON LOOSE AV. QLTY	50 GM.	20.58	21.00	21.00	35.00	29.29	20.00	21.00	25.00
CUMINSEED WHITE NATIONAL	50 GM.	52.00	52.00	52.00	52.00	50.00	50.00	52.00	52.00
PEPPER BLACK NATIONAL	50 GM.	96.00	96.00	96.00	96.00	96.00	96.00	96.00	96.00
CLOVES LOOSE AV.QLTY	50 GM.	94.58	97.50	105.00	95.00	93.21	115.00	100.00	100.00
CARDAMOM LARGE LOOSE AV.QLTY	50 GM.	138.75	141.88	165.00	155.00	172.14	180.00	160.00	150.00
CARDAMOM SMALL AV.QLTY	50 GM.	117.50	127.50	125.00	107.50	74.14	120.00	100.00	100.00
SALT-POWDERED (LAHORI) LOOSE	KG.	10.83	11.00	9.00	12.00	10.00	10.00	10.00	10.00
SALT POWDERED (NATIONAL/SHAN)	PKT	25.00	25.00	25.00	25.00	25.00	25.00	25.00	25.00
CHILLIES POWD.NATIONAL 200GM	PKT	105.00	105.00	105.00	105.00	105.00	105.00	105.00	105.00
CHILLIES POWDER LOOS	KG.	295.83	307.50	245.00	270.00	260.71	235.00	280.00	280.00
CORRIANDER SEED POWD.NATIONAL	PKT	88.00	88.00	88.00	88.00	90.00	78.00	88.00	88.00
CORRIANDER SEED (LOOSE)	KG.	232.92	248.75	290.00	275.00	295.36	320.00	260.00	280.00
TURMERIC POWD.NATIONAL 50GM	PKT.	35.00	35.00	35.00	35.00	35.00	35.00	35.00	35.00
CURRY POWD. NATIONAL 200 GM	PKT.	87.00	87.00	87.00	87.00	88.00	86.00	87.00	87.00
TOMATO KETCHUP AHMED/MITCHL	BOTTLE	97.50	97.50	105.00	95.00	85.00	85.00	80.00	80.00
PICKLES AHMED/MITCHELLES	BOTTLE	105.00	105.00	105.00	105.00	100.00	95.00	95.00	90.00
VINEGAR SYNTHETIC (SIRKA)	BOTTLE	100.00	100.00	77.50	75.00	80.00	80.00	70.00	70.00
GARLIC	KG	152.50	173.75	131.25	120.00	167.14	125.00	130.00	110.00
GINGER	KG	283.33	323.75	195.00	255.00	254.29	235.00	250.00	250.00
TAPAL DANEDAR TEA 200GM PACKET	PKT	126.32	126.32	126.32	126.32	126.32	126.32	113.68	113.68
TEA LIPTON YELLOW LABEL 200GM.	PKT.	128.42	128.42	128.42	128.42	128.42	128.42	128.42	128.42
TEA LOOSE KENYA AV.QLTY 250GM.	PKT.	131.79	132.50	147.50	135.00	116.07	132.50	160.00	125.00
COFFEE-NESCAFE 75 GM.	** BOTTLE	345.00	345.00	350.00	340.00	300.00	330.00	320.00	280.00

Contd.

7.11 Intercity Consumer Prices November, 2014

Description	Unit	Rawalpindi	Islamabad	Attock	Jehlum	Lahore	Sahiwal	Gujranwala	Wazirabad
COLD DRINK (STANDARD SIZ)	BOTTLE	25.00	25.00	20.00	25.00	21.00	25.00	20.00	20.00
FRUIT JUICE TETRA PACK	PKT.	17.50	17.50	15.00	17.50	20.00	18.00	25.00	25.00
MINERAL WATER NESTLE 1.5 LTR	BOTTLE	45.00	45.00	45.00	45.00	45.00	50.00	45.00	45.00
CIGARETTES K-2 10'S **	PKT	45.00	45.00	45.00	44.00	45.00	46.00	45.00	45.00
CIGARETTES CAPSTAN 10'S **	PKT	50.00	50.00	50.00	48.50	50.00	50.00	50.00	50.00
CIGARETTES GOLD LEAF 20'S	PKT	100.00	100.00	100.00	98.00	100.00	100.00	100.00	100.00
CIGARETTES MORVEN GOLD 20'S	PKT	50.00	50.00	50.00	48.50	50.00	50.00	50.00	50.00
BETEL LEAVES	50GM.	88.33	90.63	70.00	65.00	73.39	60.00	70.00	70.00
BETEL NUTS	KG.	455.00	485.00	410.00	305.00	322.86	280.00	350.00	350.00
LONG CLOTH 57" GUL AHMED/AL-KARAM	METER	175.00	185.00	175.00	255.00	247.14	222.50	137.50	150.00
SHIRTING AV.QLTY.	METER	165.00	172.50	165.00	165.00	118.57	245.00	175.00	140.00
PANT CLOTH W & WEAR AV.QLTY	METER	412.92	396.25	412.50	385.00	277.14	425.00	355.00	312.50
LAWN PRINTED GUL AHMED/AL-KARAM	METER	252.50	265.00	250.00	235.00	261.07	387.50	205.00	197.50
GEORGETTE AV.QLTY	METER	152.50	155.00	152.50	145.00	110.54	110.00	132.50	115.00
LINEN AV.QLTY ***	METER	153.75	161.25	155.00	155.00	160.18	215.00	112.50	100.00
HEAVY WT SUITING LAWERNCPUR AVG QLTY	METER	1425.00	1425.00	1425.00	1425.00	1175.00	1050.00	1050.00	1050.00
HEAVY WT SUITING LAWERNCPUR SUP QLTY	METER	1825.00	1825.00	1825.00	1825.00	1475.00	1200.00	2350.00	2350.00
TROPICAL SUITING LAW.PUR	METER	1325.00	1325.00	1325.00	1325.00	825.00	950.00	925.00	925.00
PANT BOY 24"/26" LENGTH.	EACH	525.00	550.00	537.50	512.50	350.71	562.50	625.00	625.00
SHIRT BOY 24"/26" LENGTH	EACH	359.58	375.00	362.50	375.00	331.79	425.00	425.00	425.00
SCHOOL UNI. PANT,SHIRT BOYS	SUIT	510.00	545.63	525.00	540.00	523.21	700.00	975.00	1000.00
SCHOOL UNI. KAMEEZ,SHAL.BOYS	SUIT	507.92	550.00	512.50	482.50	448.21	475.00	925.00	1000.00
SCHOOL UNI. KAMEEZ,SHAL.GIRL	SUIT	475.00	471.88	485.00	455.00	471.43	437.50	925.00	900.00
FROCK W/WEAR GIRLS	EACH	1837.50	1868.75	1825.00	1162.50	1078.57	1100.00	925.00	875.00
AWAMI-SUIT W & W(BOY) 24"/26	SUIT	1783.33	1825.00	1675.00	1275.00	939.29	1550.00	1125.00	1050.00
AWAMI-SUIT W&W (GENTS)AV.QLTY	SUIT	1854.17	1893.75	1750.00	1600.00	1060.71	1550.00	1125.00	1050.00
PULLOVER GENTS OXFORD/BON.	EACH	2850.00	2850.00	2850.00	2935.00	2890.00	2820.00	3050.00	3050.00
PULLOVER LADIES OXFORD/BON.	EACH	2850.00	2850.00	2850.00	2935.00	2970.00	2540.00	2850.00	2850.00
PULLOVER (GENTS) OTHERS A.QTY	EACH	1141.67	1156.25	1100.00	875.00	967.86	850.00	525.00	550.00
SECOND-HAND COAT FOR MEN	EACH	500.00	500.00	425.00	437.50	576.79	300.00	550.00	475.00
SECONDHAND SWEETER FOR MEN DUP QLTY	EACH	302.08	0.00	235.00	167.50	467.86	250.00	600.00	525.00
SECONDHAND WINTER JACKET	EACH	575.00	0.00	475.00	462.50	617.86	350.00	650.00	575.00
UNDERWEAR AV.QLTY MEDIUM SIZE	EACH	191.67	195.00	165.00	182.50	140.54	150.00	125.00	150.00
VEST FOR MEN AV.QLTY.	EACH	194.17	195.00	155.00	182.50	146.07	160.00	125.00	105.00
VEST/SHAMEEZ (WOMEN) AVG. QLTY	EACH	213.33	220.00	205.00	145.00	198.21	175.00	142.50	130.00
SOCKS NYLON (PAKISTANI)	PAIR	89.58	102.50	77.50	87.50	90.71	115.00	110.00	90.00
BRASSIER AV.QLTY.	EACH	234.17	240.00	190.00	105.00	125.36	210.00	172.50	127.50
BRASSIER SUP QLTY	EACH	536.25	579.38	500.00	305.00	607.14	542.50	335.00	270.00
DOPATTA GEORGETTE AV.QLTY.	EACH	350.00	362.50	327.50	325.00	317.86	275.00	275.00	235.00
DOPATTA COTTON AV GLTY	EACH	316.25	337.50	290.00	225.00	158.57	190.00	185.00	180.00
CHADDAR (W/WEAR) (2x2.5 MTR)	EACH	392.92	418.75	387.50	412.50	329.46	375.00	275.00	270.00
LUNGI/DHOTI(COTTON) AVG. QLTY	EACH	406.67	420.63	375.00	205.00	231.07	375.00	205.00	250.00
HANDKERCHIEF AVG. QLTY PAK	EACH	28.75	32.50	27.50	22.50	25.71	50.00	50.00	40.00
HANDKERCHIEF SUP. QLTY PAK	EACH	41.25	49.69	37.50	32.50	37.50	75.00	75.00	60.00
GLOVES AV QLTY	PAIR	155.00	157.50	155.00	125.00	73.21	105.00	105.00	70.00
AZARBAND COTTON AVG. QLTY	EACH	17.50	17.50	17.50	22.50	15.36	15.00	25.00	25.00
SEWING THREAD/REEL(ASLI PARI)	EACH	9.00	9.00	7.50	9.00	6.00	6.00	6.00	6.00
WASHING CHARGES PAINT & SHIRT	SUIT	90.00	90.00	90.00	175.00	53.21	130.00	175.00	150.00
DRY CLEANING SUIT COAT PANT	SUIT	583.33	593.75	280.00	475.00	370.00	337.50	400.00	400.00
WASHING CH. (KAMIZ-SHALWAR)	PAIR	89.17	90.00	60.00	90.00	51.07	80.00	120.00	90.00
TAILORING SHIRT	EACH	366.67	387.50	275.00	475.00	333.04	400.00	300.00	375.00
TAILORING CHARGES PANT (MEN)	EACH	762.50	812.50	475.00	700.00	478.57	675.00	425.00	600.00
TAILORING COAT-PANT SUIT	SUIT	3466.67	3562.50	2900.00	3150.00	4360.71	4250.00	3050.00	3200.00
TAILORING AWAMI-SUIT (MALE)	SUIT	570.83	643.75	475.00	562.50	462.50	575.00	475.00	500.00
TAILORING SUIT FEMALE	SUIT	479.17	550.00	375.00	475.00	439.29	450.00	425.00	400.00
GENTS SHOES PAUL BATA	PAIR	1199.00	1199.00	1199.00	1199.00	1199.00	1199.00	1199.00	1199.00
GENTS SANDAL BATA	PAIR	699.00	699.00	699.00	699.00	699.00	699.00	699.00	699.00
GENTS SPOUNG CHAPPAL BATA	PAIR	179.00	179.00	179.00	179.00	179.00	179.00	179.00	179.00
LADIES SANDAL BATA	PAIR	499.00	499.00	499.00	499.00	499.00	499.00	499.00	499.00
LADIES SPOUNG CHAPPAL BATA	PAIR	179.00	179.00	179.00	179.00	179.00	179.00	179.00	179.00
CHILD SHOE POWER LITE BATA	PAIR	599.00	599.00	599.00	599.00	599.00	599.00	599.00	599.00
GENTS SHOE, ART 1109 SERVICE	PAIR	999.00	999.00	999.00	999.00	999.00	999.00	999.00	999.00

Contd.

7.11 Intercity Consumer Prices November, 2014

Description	Unit	Rawal- pindi	Islama- bad	Attock	Jehlum	Lahore	Sahiwal	Gujran- wala	Wazira- bad
NYLON JOGGER 27 SIZE 2-5 ***	PAIR	1299.00	1299.00	1299.00	1299.00	1299.00	1299.00	1299.00	1299.00
CHINA FOOT WEAR AV. QLTY (MALE) *	PAIR	925.00	975.00	825.00	825.00	744.64	450.00	450.00	650.00
CHINA FOOT WEAR AV. QLTY (FEMALE) *	PAIR	825.00	875.00	825.00	675.00	637.50	500.00	350.00	500.00
CHINA FOOT WEAR AV. QLTY (CHILDREN) *	PAIR	783.33	825.00	625.00	675.00	483.93	450.00	320.00	400.00
SHOE REPAIR HALF SOLE	PAIR	121.67	125.00	105.00	115.00	105.00	100.00	95.00	120.00
SHOES POLISH CHARGES AVERAGE SHOP	PAIR	20.00	20.00	20.00	20.00	15.00	15.00	15.00	15.00
HOUSE RENT (combined)	MONTH	12257.00	44382.00	4038.00	5586.00	12336.00	7127.00	4718.00	3027.00
rent 2	pm	12257.00	44382.00	4038.00	5586.00	12336.00	7127.00	4718.00	3027.00
RENT3	PM	12257.00	44382.00	4038.00	5586.00	12336.00	7127.00	4718.00	3027.00
RENT4	PM	12257.00	44382.00	4038.00	5586.00	12336.00	7127.00	4718.00	3027.00
RENT5	PM	12257.00	44382.00	4038.00	5586.00	12336.00	7127.00	4718.00	3027.00
RENT6	PM	12257.00	44382.00	4038.00	5586.00	12336.00	7127.00	4718.00	3027.00
SYNTHETIC ENEMAL ROBIALAC BALTI 3.64 LTR.	EACH	1770.00	1770.00	1830.00	1825.00	1935.00	1650.00	1790.00	1790.00
SYNTHETIC ENEMAL ICI BALTI 3.64 LTR.	EACH	1810.00	1810.00	1850.00	1900.00	1935.00	2050.00	1800.00	1815.00
CEMENT (LOCAL) SPECIFY BRAND NAME	BAG	520.00	525.00	502.50	510.00	512.50	500.00	515.00	500.00
BRICKS (NEW) IST CLASS	P/1000	8900.00	8900.00	7750.00	7000.00	8650.00	6000.00	8500.00	8000.00
CEMENT BLOCKS (6"x8"x12")	P/100	0.00	0.00	0.00	0.00	0.00	0.00	0.00	0.00
BAJREE	100CFT	3650.00	3650.00	3525.00	3450.00	5750.00	5000.00	5500.00	5500.00
SAND (BLACK PIT SAND)	K100CFT	2950.00	2950.00	1475.00	2295.00	2557.14	3200.00	3000.00	2000.00
TIMBER SHESHAM LOG IST QUALITY	cubmt.	62683.00	62683.00	62683.00	62650.00	64547.50	60027.00	50323.50	52111.00
IRON BAR (M.S. BAR) 1/2"	P/TON	83500.00	83500.00	78750.00	80500.00	81500.00	83500.00	81000.00	80000.00
CARPENTER WAGE RATE	P/DAY	1000.00	1000.00	725.00	775.00	780.36	675.00	737.50	650.00
MASON (RAJ) WAGE RATE	P/DAY	1000.00	1000.00	750.00	775.00	826.79	675.00	825.00	750.00
UNSKILLED LABOUR WAGE RATE	P/DAY	600.00	600.00	450.00	450.00	600.00	400.00	475.00	400.00
PLUMBER WAGE RSTE	P/DAY	1000.00	1000.00	725.00	775.00	776.79	0.00	675.00	600.00
ELECTICIAN WAGE RATE PER DAY **	P/DAY	0.00	0.00	0.00	0.00	778.57	100.00	700.00	600.00
ELECTICIAN WAGE RATE PER POINT **	P/PNT	175.00	190.00	135.00	145.00	142.50	100.00	127.50	130.00
WATER CHARGES PER HOUSE	P/MON.	139.00	96.00	80.00	80.00	300.00	30.00	100.00	70.00
ELECT.CHARGES UPTO 50 UNITS	P/UNIT	2.00	2.00	2.00	2.00	2.00	2.00	2.00	2.00
ELECT.CHARGES 01 - 100 UNIT	P/UNIT	5.79	5.79	5.79	5.79	5.79	5.79	5.79	5.79
ELECT.CHARGES 101 - 300 UNIT	P/UNIT	9.90	9.90	9.90	9.90	9.90	9.90	9.90	9.90
ELECT.CHARGES 301 - 1000 UNIT	P/UNIT	15.63	15.63	15.63	15.63	15.63	15.63	15.63	15.63
ELECT.CHARGES ABOVE 1000 UNIT	P/UNIT	17.71	17.71	17.71	17.71	17.71	17.71	17.71	17.71
ELEC	PM	10.21	10.21	10.21	10.21	10.21	10.21	10.21	10.21
GAS CHRg upto 3.3719 MMBUT	MMBTU	124.18	124.18	124.18	124.18	124.18	124.18	124.18	124.18
GAS CHRg 3.3719 - 6.7438 MMBUT	MMBTU	248.37	248.37	248.37	248.37	248.37	248.37	248.37	248.37
GAS CHRg 6.7438 - 10.1157 MMBUT	MMBTU	248.37	248.37	248.37	248.37	248.37	248.37	248.37	248.37
GAS CHRg10.1157 - 13.4876 MMBUT	MMBTU	620.91	620.91	620.91	620.91	620.91	620.91	620.91	620.91
GAS	PM	620.91	620.91	620.91	620.91	620.91	620.91	620.91	620.91
GAS	PM	372.55	372.55	372.55	372.55	372.55	372.55	372.55	372.55
KEROSENE OIL	LTR	117.50	120.00	100.00	100.00	100.50	112.00	105.50	105.00
FIREWOOD WHOLE	40 KG.	683.33	760.00	510.00	600.00	731.43	450.00	700.00	550.00
CHAIR SHESHAM WOOD WITH ARMS **	EACH	3258.33	3387.50	2600.00	2750.00	1471.43	3250.00	2250.00	2200.00
CHAIR PLASTIC (CHAIRMAN) AVERAGE QUALITY	EACH	725.00	725.00	725.00	825.00	725.00	775.00	525.00	500.00
TABLE SHESHAM WOOD (4X2X5") ***	EACH	5250.00	5250.00	4650.00	3750.00	8785.71	6500.00	10250.00	10250.00
SOFASET WOODEN WITH FOAM SEAT **	SET	19500.00	20750.00	19000.00	15750.00	15482.14	23000.00	17750.00	20000.00
COT IRON (WITH NIWAR)AV.QLTY.	EACH	1966.67	2087.50	1800.00	1550.00	2500.00	2200.00	1650.00	1700.00
ALMIRAH (STEEL) 6'X3' 20 GUAGE	EACH	8558.33	8750.00	8200.00	7750.00	9964.29	12000.00	9300.00	9000.00
DINNING TABLE 6 CHAIRS A.QLTY	SET	20666.67	23125.00	19000.00	19500.00	17357.14	27000.00	25000.00	24000.00
SINGLE BED WITHOUT FOAM MED.	EACH	4900.00	4900.00	4750.00	4750.00	7928.57	10500.00	10500.00	9000.00
MATRESS SINGLE(4"THICK)	EACH	4900.00	4900.00	4900.00	4800.00	5000.00	5700.00	5000.00	5200.00
FARSHI DARI 12'X9' AV.QLTY	EACH	1766.67	1793.75	1550.00	1025.00	1607.14	1200.00	925.00	925.00
DARI COTTON (6'x2 1/2') AV.QL	EACH	831.67	846.88	687.50	375.00	459.64	1000.00	450.00	450.00
CARPET PLAIN AV. QLTY	SQFT.	28.92	29.00	25.50	32.50	37.50	35.00	37.50	41.00
QUILT (LIHAF) 3 KG. COTTON	EACH	975.00	1031.25	875.00	625.00	1039.29	1200.00	1025.00	1050.00
BLANKET (90" x 54")	EACH	3591.67	3650.00	3100.00	2750.00	5000.00	3500.00	2900.00	2500.00
BEDSHEET SINGLE BED SUP.QLTY	EACH	514.58	546.88	475.00	475.00	546.43	550.00	475.00	375.00
BED SHEET DOUBLE WITH TWO PILLOW COVERS SUP QLTY	SET	1135.42	1225.00	1225.00	1025.00	932.14	1000.00	1150.00	800.00
TOWEL(3'x2') AV. QALTY	EACH	346.67	348.75	265.00	262.50	276.43	300.00	175.00	175.00
CEILING FAN 48" SUPER QLTY **	EACH	3175.00	3175.00	3275.00	2800.00	2750.00	3495.00	2700.00	2400.00
PEDESTAL FAN 22" SUPER QLTY	EACH	3475.00	3475.00	3700.00	3525.00	4000.00	5260.00	4100.00	3500.00
REFG. DAWLENCE 10 CFT. D.DOOR	EACH	30500.00	30500.00	29900.00	30000.00	35000.00	29900.00	29500.00	29500.00

Contd.

7.11 Intercity Consumer Prices November, 2014

Description	Unit	Rawalpindi	Islamabad	Attock	Jehlum	Lahore	Sahiwal	Gujranwala	Wazirabad
D-FREEZER WAVES 8 CFT.	EACH	29900.00	29900.00	29650.00	29900.00	28000.00	28500.00	29200.00	29200.00
AIRCONDITIONER 1.5 TON PEL	EACH	41000.00	41000.00	41000.00	42400.00	40000.00	42000.00	40000.00	40000.00
SPLIT AIR CONDITIONER 1.5 TON (SPECIFY BRAND NAME)	EACH	41500.00	41500.00	41000.00	42500.00	48000.00	46000.00	41000.00	41000.00
AIRCOOLER SUPER ASIA	EACH	8500.00	8500.00	11600.00	12250.00	13500.00	10000.00	12000.00	11500.00
WASHING MACHINE SINGER	EACH	15600.00	15600.00	16100.00	15600.00	15600.00	15600.00	15600.00	15600.00
SEWING MACHINE(SINGER)	EACH	5860.00	5860.00	5860.00	5860.00	6260.00	6260.00	5710.00	5710.00
GIZER LARGE SIZE 30 GALLON CAPACITY SUP QLTY	EACH	21400.00	21400.00	21500.00	14250.00	20900.00	21400.00	13200.00	19400.00
GAS BURNER DOUBLE SPFY.BRAND	EACH	1920.83	2050.00	1750.00	1850.00	1550.00	1250.00	1300.00	1350.00
ELECT. IRON PHILIPS MDL.1120	EACH	1900.00	1900.00	1900.00	1775.00	1300.00	2750.00	2200.00	2200.00
ELECTRIC JUICER FOR APPLE	EACH	7550.00	7550.00	7100.00	7375.00	13000.00	9250.00	4200.00	4200.00
S.STEEL DEGHCHI MEDIUM SIZE ***	EACH	641.67	650.00	515.00	612.50	735.71	475.00	1185.00	650.00
ALUMINIUM COOKING PAN (DEGCHI) MED SIZE	EACH	577.08	612.50	490.00	575.00	664.29	450.00	928.00	480.00
NON STICK COOKING PAN (DEGCHI) SUP. QLTY	EACH	985.42	1012.50	725.00	925.00	1085.71	1050.00	1550.00	1500.00
FRYING PAN STEEL AVG. QLTY MED. SIZE	EACH	462.50	487.50	375.00	375.00	630.36	450.00	575.00	500.00
TAWA IORN (MEDIUM SIZE) AVG. QLTY	EACH	290.00	323.75	240.00	255.00	482.14	475.00	412.50	275.00
S.STEEL PLATE A.QLTY.(M.SIZE)	EACH	85.83	82.50	72.50	55.00	78.93	60.00	110.00	82.50
TABLE SPOON S.STEEL SUP.QLTY.	DOZEN	386.25	384.38	290.00	375.00	366.07	450.00	575.00	350.00
WATER SET JUG+6 GLASSES (OMROC)	SET	406.67	410.00	362.50	385.00	730.36	400.00	350.00	350.00
TEA SET PAK. CHINAWARE 21 PCS.	SET	2229.17	2250.00	1900.00	1825.00	1557.14	2200.00	1550.00	1425.00
DINNER SET PLASTIC 72 PIECES SUPERIOR QLTY	SET	7408.33	7650.00	6650.00	4250.00	5785.71	6000.00	5900.00	5500.00
HOTPOT SET PLASTIC 3 PCS.	SET	1616.67	1625.00	1450.00	1375.00	1510.71	1275.00	1150.00	825.00
BUCKET(BALTI) PLASTIC MED.SIZ	EACH	257.50	273.75	245.00	315.00	478.57	300.00	300.00	250.00
LOTA PLASTIC (MED SIZE) AVERAGE QUALITY	EACH	62.92	73.13	42.50	37.50	49.64	75.00	40.00	30.00
PRESURE COOKER 4 LTR.	EACH	1775.00	1775.00	1575.00	1675.00	1540.00	1200.00	1750.00	1750.00
WATER COOLER 9/10 LTR.PLASTIC ***	EACH	605.42	625.00	475.00	512.50	512.50	650.00	700.00	612.50
THERMOS STARVAC 1 LTR	EACH	437.50	487.50	410.00	425.00	400.00	450.00	600.00	500.00
BULB PHILIPS 100-WATTS	EACH	35.00	35.00	27.50	35.00	35.00	33.50	30.00	30.00
TUBE LIGHT PHILIPS 40 WATTS	EACH	100.00	100.00	110.00	110.00	100.00	95.00	100.00	100.00
ELECTRIC BLUBS "0" WATTE LOCAL	EACH	27.50	27.50	27.50	25.00	15.00	25.00	18.00	18.00
ELECTRIC BLUB ENERGY SAVER 14 WATTS	EACH	167.50	167.50	165.00	167.50	165.00	160.00	160.00	160.00
WASHING SOAP 250 GMS SPECIFY BRAND NAME	EACH	40.00	40.00	40.00	40.00	40.00	40.00	30.00	38.00
SURF EXCEL 400 GMS POLY BAG	EACH	125.00	125.00	125.00	125.00	125.00	125.00	125.00	125.00
WASHING POWDER 1000 GRM	EACH	185.00	185.00	185.00	185.00	185.00	185.00	185.00	185.00
WASHING POWDER (WHEEL/ BONUS) 100 GRAMS	EACH	125.00	125.00	125.00	125.00	95.00	95.00	95.00	95.00
CLEANSER POWDER VIM 1000 GM	PKT.	77.78	77.78	77.78	77.78	77.78	77.78	66.67	66.67
FINIS 500 ML	BOTTLE	237.50	237.50	237.50	237.50	218.75	196.87	193.75	193.75
PHNYLE TYPHONE/FINIS/CARRANITE 3 LITRES	BOTTLE	169.09	169.09	169.09	169.09	145.00	135.00	130.00	130.00
HARPIC	BOTTLE	135.00	135.00	135.00	135.00	135.00	135.00	135.00	135.00
BOOT POLISH CHERRY/KIWI 50ML	EACH	111.11	111.11	111.11	111.11	100.00	111.11	100.00	100.00
ROBIN BLUE (35 GRAMS)	PKT.	45.00	45.00	45.00	45.00	45.00	45.00	45.00	45.00
TISSU PAPER PERFUMED 100 PCS.	PKT	100.00	100.00	100.00	100.00	115.00	95.00	95.00	95.00
TOILET PAPER ROLL (R.PETEL)	P/ROLL	38.00	38.00	38.00	38.00	38.00	38.00	38.00	38.00
BOOT POLISH LIQUID CHEERY BLOSSOM KIWI 75 ML	BOTTLE	140.00	140.00	140.00	140.00	140.00	140.00	140.00	140.00
MATCH BOX SMALL	EACH	1.00	1.00	1.00	1.00	1.00	2.00	2.00	1.00
DRY CELL 1.5 VOLT(LOCAL)	EACH	30.00	30.00	30.00	22.50	25.00	30.00	15.00	15.00
HAND STITCHING NEEDLE M.SIZE	PACKET	10.00	10.00	7.75	9.00	7.50	10.00	5.00	5.00
SEWING MACHINE NEEDLE (SINGER)	EACH	5.00	5.00	5.00	5.00	10.00	5.00	6.00	6.00
HOUSEHOLD SERVANT FEMALE P/T	P/MNTH	1666.67	1900.00	1300.00	1600.00	1792.86	1500.00	1550.00	1500.00
MARRIAGE HALL WITH FURNITURE	P/HEAD	146.25	155.00	125.00	125.00	143.57	150.00	105.00	105.00
SEPTRAN TABLETS	10TAB.	16.00	16.00	16.00	16.00	16.10	16.50	16.00	16.00
BRUFEN TABS 200-MG.	10TAB.	10.00	10.00	10.00	10.00	10.00	10.00	10.00	10.00
PANADOL TAB. EXTRA/PLAIN	10TAB.	10.00	10.00	10.00	10.00	10.00	10.00	10.00	10.00
DISPRIN TAB.	10TAB.	10.00	10.00	10.00	10.00	10.00	10.00	10.00	10.00
TRISIL TAB.	10 TAB	10.00	10.00	10.00	10.00	10.00	10.00	10.00	10.00
FLAGYL TAB. 200 MG.	10TAB.	10.00	10.00	10.00	10.00	10.00	10.00	10.00	10.00
VENTOLIN TAB. 2MG.	10TAB.	9.00	9.00	9.00	9.00	9.00	9.00	9.00	9.00
DAONIL TAB. 5 MG.	10TAB.	17.00	17.00	17.00	17.00	17.00	17.00	17.00	17.00
ENTOX TAB.	10TAB.	10.00	10.00	10.00	10.00	10.00	10.00	10.00	10.00
RENITEC TAB. 5 MG.	10TAB.	59.00	59.00	59.00	59.00	59.00	59.00	59.00	59.00
CAC. 1000 TAB	BOTTLE	122.00	122.00	122.00	122.00	122.00	122.00	122.00	122.00
AMOXIL CAPSOLE 250 MG.S	10CAP.	36.00	36.00	36.00	36.00	36.00	36.00	36.00	36.00
CALCIUM SYRUP SANDOZ	BOTTLE	64.00	64.00	64.00	64.00	64.00	64.00	64.00	64.00

Contd.

7.11 Intercity Consumer Prices November, 2014

Description	Unit	Rawalpindi	Islamabad	Attock	Jehlum	Lahore	Sahiwal	Gujranwala	Wazirabad
LEDERPLEX SYRUP	BOTTLE	35.00	35.00	35.00	35.00	35.00	35.00	35.00	35.00
SANCOS SYRUP (50 ML.)	BOTTLE	30.00	30.00	30.00	30.00	30.00	30.00	30.00	30.00
PHENERGAN SYRUP 120 ML.	BOTTLE	33.00	33.00	33.00	33.00	33.00	33.00	33.00	33.00
CALPOL SYRUP 60 ML.	BOTTLE	28.00	28.00	28.00	28.00	28.00	28.00	28.00	28.00
HYDRYLLIN SYRUP 120 ML.	BOTTLE	65.00	65.00	65.00	65.00	65.00	65.00	65.00	65.00
POLYFAX EYE OINTMENT	TUBE	21.00	21.00	21.00	21.00	21.00	21.00	21.00	21.00
BETNESOL EYE DROPS	BOTTLE	33.89	33.89	33.89	33.89	33.89	33.89	33.89	33.89
EAR DROPS (CARDISPORINE) ***	BOTTLE	21.00	21.00	21.00	21.00	21.00	21.00	21.00	21.00
BETNOVATE-N OINTMENT 5 GMS	TUBE	16.00	16.00	16.00	16.00	16.00	16.00	16.00	16.00
BURNOL CREAM 30 GRM	TUBE	16.00	16.00	16.00	16.00	16.00	16.00	16.00	16.00
VICKS VAPORUB/BALM	BOTTLE	36.00	36.00	36.00	36.00	36.00	36.00	36.00	36.00
GLYCRINE SMALL BOTTLE	BOTTLE	28.00	28.00	22.50	25.00	35.00	25.00	17.00	17.00
JOUHAR JOSHANDA	PKT.	8.00	8.00	8.00	8.00	6.00	8.00	7.00	7.00
GALXOS-D (450 GRMS)	PKT.	168.75	168.75	168.75	168.75	157.50	157.50	157.50	157.50
GRIPE-WATER WOODWARDS	BOTTLE	50.00	50.00	50.00	50.00	50.00	50.00	50.00	50.00
SANIPLAST ONE PUTTY	EACH	2.00	2.00	2.00	2.00	2.00	2.00	1.50	1.40
O.R.S. (NIMCOL)	PKT.	15.00	15.00	15.00	15.00	17.00	15.00	15.00	15.00
DETTOL (MEDIUM)	BOTTLE	46.80	46.80	46.80	46.80	46.80	46.80	46.80	46.80
COTTON BANDAGE 2" - 4"	EACH	9.00	9.00	8.00	9.00	8.00	9.00	5.00	5.00
THERMOMETER CHINA	EACH	40.00	40.00	40.00	42.50	42.50	45.00	30.00	30.00
DOCTOR (MBBS) CLINIC FEE	P/PAT.	166.67	175.00	110.00	125.00	100.00	250.00	75.00	100.00
URINE TEST (DR) CHARGES	P/TEST	100.00	108.75	80.00	90.00	130.00	100.00	100.00	100.00
BLOOD TEST (CP) CHARGES	P/TEST	265.00	270.00	200.00	250.00	425.00	225.00	300.00	300.00
SUGAR TEST (RANDOM/FASTING BOTH) CHARGES	P/TEST	155.00	200.00	170.00	197.50	150.00	110.00	200.00	200.00
ECG CHARGES	P/TEST	264.58	312.50	150.00	250.00	275.00	225.00	200.00	200.00
X-RAY (CHEST) CHARGES	P/X-RAY	333.33	375.00	275.00	375.00	375.00	300.00	400.00	300.00
CAR SUZUKI 800 CC (W/O. A/C)	EACH	659800.00	659800.00	659800.00	659800.00	637000.00	625000.00	645000.00	0.00
CAR SUZUKI 1000 CC	EACH	1081300.00	1081300.00	1081300.00	1081300.00	1065000.00	1034000.00	1060000.00	0.00
CAR TOYOTA 1300 CC	EACH	1682000.00	1682000.00	1677000.00	1682000.00	1790500.00	1645500.00	1570000.00	0.00
CAR HONDA CIVIC	EACH	2145500.00	2145500.00	2145500.00	2145500.00	2147000.00	1662000.00	2027500.00	0.00
MOTORCYCLE HONDA CD-70.	EACH	69900.00	69900.00	69900.00	69900.00	69900.00	69900.00	69900.00	69900.00
MOTORCYCLE YAMAHA 100CC.	EACH	79300.00	79300.00	79300.00	79300.00	79300.00	79300.00	79300.00	79300.00
MOTOR CYCLE HERO 70 CC	EACH	44500.00	45000.00	46750.00	48000.00	49000.00	47500.00	42500.00	42500.00
BICYCLE WITH TYRES & TUBES	EACH	7900.00	7900.00	7900.00	7200.00	7000.00	7100.00	7200.00	7000.00
TYRE CAR WITH TUBE GENERAL	EACH	3375.00	3375.00	3375.00	3450.00	3000.00	3100.00	3300.00	3000.00
TYRE MOTOR CYCLE WITHOUT TUBE	EACH	1137.50	1137.50	1250.00	1135.00	1420.00	1215.00	1250.00	1200.00
TYRE CYCLE SPECIFY BRAND NAME	EACH	345.83	355.00	370.00	387.50	330.00	350.00	330.00	330.00
TYRE CAR W/O TUBE	EACH	3275.00	3275.00	3275.00	3275.00	2700.00	3200.00	3000.00	2700.00
PETROL SUPER	LITRE	94.19	94.19	94.19	94.19	94.19	94.19	94.19	94.19
HIGH SPEED DIESEL HSD	LITRE	101.21	101.21	101.21	101.21	101.21	101.21	101.21	101.21
CNG	K.G.	76.35	76.35	76.35	0.00	71.50	71.50	71.50	71.50
GAS CYLINDER STAND. SIZE	EACH	1680.00	1700.00	1320.00	1760.00	1485.00	1540.00	1430.00	1430.00
MOTOR CYCLE SERVICE CHARGES	EACH	306.67	310.00	290.00	250.00	200.00	150.00	280.00	280.00
CAR SERVICE CHARGES	EACH	337.50	375.00	325.00	275.00	300.00	300.00	250.00	250.00
TYRE PUNCTURE CHARGES	EACH	65.00	65.00	40.00	55.00	62.50	50.00	50.00	50.00
CYCLE OVERHAULING CHARGES	EACH	716.67	725.00	290.00	375.00	319.64	300.00	160.00	200.00
CAR TAX FOR 800CC TO 1300CC	YEARLY	2650.00	432.00	2650.00	2650.00	2650.00	2650.00	2650.00	2650.00
TRAIN FARE ECO. 1-100 KM.	P/KM.	0.71	0.71	0.71	0.71	0.71	0.71	0.71	0.71
TRAIN FARE ECO. 101-500 KM.	P/KM.	1.02	1.02	1.02	1.02	1.02	1.02	1.02	1.02
TRAIN FARE ECO. > 500 KM.	P/KM.	0.93	0.93	0.93	0.93	0.93	0.93	0.93	0.93
TRAIN FARE IST SLP. 1-100KM	P/KM.	2.18	2.18	2.18	2.18	2.18	2.18	2.18	2.18
TRAIN FARE IST SLP.101-500 KM	P/KM.	2.69	2.69	2.69	2.69	2.69	2.69	2.69	2.69
TRAIN FARE IST SLP. > 500 KM	P/KM.	2.07	2.07	2.07	2.07	2.07	2.07	2.07	2.07
TRAIN FARE A/C SLP. 1-100KM.	P/KM	5.99	5.99	5.99	5.99	5.99	5.99	5.99	5.99
TRAIN FARE A/C SLP.101-500KM	P/KM.	4.77	4.77	4.77	4.77	4.77	4.77	4.77	4.77
TRAIN FARE A/C SLP > 500KM.	P/KM	4.32	4.32	4.32	4.32	4.32	4.32	4.32	4.32
PLATFORM TICKET	EACH	10.00	10.00	10.00	10.00	10.00	10.00	10.00	10.00
AUTO RICKSHAW FARES	KM/MIN	75.00	0.00	45.00	75.00	50.00	70.00	60.00	60.00
FULL TONGA CHARGES	KM/MIN	0.00	0.00	0.00	0.00	65.00	90.00	50.00	60.00
TAXI 4 SEATER FARE	KM/MIN	110.00	110.00	75.00	0.00	100.00	100.00	100.00	100.00
BUS FARE MIN (WITHIN CITY)	TICKET	15.50	15.00	0.00	15.00	12.00	0.00	10.00	10.00
BUS FARE MAX (WITHIN CIT	TICKET	28.00	28.00	0.00	28.00	24.00	0.00	20.00	15.00

Contd.

7.11 Intercity Consumer Prices November, 2014

Description	Unit	Rawal- pindi	Islama- bad	Attock	Jehlum	Lahore	Sahiwal	Gujran- wala	Wazira- bad
BUS FARE OUTSIDE CITY	P/KM.	0.96	0.96	0.96	0.96	0.96	0.96	0.96	0.96
A/C BUS FARE OUTSIDE CITY	P/KM.	1.64	1.64	1.64	1.64	2.25	1.55	1.45	1.45
MINIBUS FARE MIN.WITH IN CITY	TICKET	15.00	15.00	0.00	0.00	15.00	0.00	10.00	10.00
MINIBUS FARE MAX.WITH IN CITY	TICKET	28.00	28.00	0.00	0.00	40.00	0.00	20.00	10.00
SUZUKI FARE MIN.WITH IN CITY	TICKET	15.00	15.00	10.00	0.00	14.00	0.00	10.00	0.00
SUZUKI FARE MAXIMUM W.IN CITY	TICKET	0.96	22.00	10.00	10.00	25.00	0.00	20.00	0.00
AIR FARE ECONOMY CLASS.	P/KM.	19.26	19.26	0.00	0.00	19.26	0.00	0.00	0.00
POSTAL ENVELOPE DOMESTIC	EACH	8.00	8.00	8.00	8.00	8.00	8.00	8.00	8.00
ENVELOPE FOR SAUDI ARABIA	EACH	50.00	50.00	50.00	50.00	50.00	50.00	50.00	50.00
POSTAL REGISTRATION CHARGES	EACH	28.00	28.00	28.00	28.00	28.00	28.00	28.00	28.00
U.M.S. REG CHARGES MIN.	EACH	58.00	58.00	58.00	58.00	58.00	58.00	59.00	59.00
T.C.S. CH. MIN.WITH IN ZONE	EACH	150.00	150.00	150.00	150.00	110.00	110.00	110.00	110.00
TELEPHONE CHARGES LOCAL CALL	P/CALL	3.94	3.94	3.94	3.94	3.94	3.94	3.94	3.94
TEL CHARGES OUT SIDE CITY	P/CALL	3.94	3.94	3.94	3.94	3.94	3.94	3.94	3.94
INTERNET CHARGES	P/HOUR	27.50	27.50	27.50	50.00	15.00	12.00	20.00	20.00
MOBILE CELL CHARGES	P/UNIT	3.00	3.00	3.00	3.00	2.50	3.00	3.00	3.00
FAX CHARGES (LOCAL)	P/PAGE	12.50	12.50	12.50	12.50	10.00	20.00	30.00	30.00
TELEPHONE SET AV. QLTY	EACH	625.00	725.00	550.00	812.50	775.00	650.00	450.00	475.00
MOBILE SET NOKIA/SONY/ERICSON/SAMSUNG WITHOUT CAMERA	EACH	2133.33	2175.00	2125.00	2450.00	2700.00	2200.00	2825.00	4250.00
T.V. 20" COLORED WEGA H-A21.	EACH	18108.33	18200.00	18100.00	18100.00	20500.00	18900.00	15000.00	18500.00
T.V 20" COLOR CHINA/KORIA)	EACH	14250.00	14250.00	14250.00	14250.00	6500.00	13500.00	7000.00	7000.00
V.C.P. PANASONIC/LG/NAT	EACH	5900.00	5900.00	5550.00	5750.00	4200.00	0.00	0.00	0.00
DVD/VCD PLAYER PANASONIC/LG	EACH	3750.00	3750.00	3550.00	3750.00	6542.86	4500.00	4600.00	4100.00
RADIO WITH C.PLAYER NATIONAL	EACH	2150.00	2150.00	2150.00	2050.00	1825.00	1800.00	2262.50	2500.00
PERSONNEL COMPUTER (BRANDED)	EACH	69250.00	69250.00	69250.00	69500.00	53000.00	37000.00	37400.00	37500.00
VID. CASSETTE BLK. TDK/SONY	EACH	144.17	145.00	135.00	175.00	122.50	155.00	0.00	0.00
COM. C.D. (TDK/IMATION)	EACH	56.67	59.38	75.00	75.00	37.14	60.00	35.00	35.00
TAPE RECORDER CASSETTE BLANK	EACH	42.50	47.50	42.50	47.50	40.00	65.00	35.00	35.00
VIDEO GAME SEGA 16 BYTE	EACH	1150.00	1150.00	1175.00	1050.00	950.00	1650.00	1050.00	0.00
CINEMA A/C. HIGH CLASS	TICKET	100.00	0.00	0.00	0.00	115.71	0.00	80.00	0.00
CINEMA NON-A/C HIGH CLASS	TICKET	50.00	0.00	0.00	0.00	72.86	50.00	60.00	0.00
CABLE CHARGES	P/MON.	325.00	325.00	275.00	300.00	275.00	200.00	300.00	300.00
TV.LICENCE FEE DOMESTIC	YEARLY	420.00	420.00	420.00	420.00	420.00	420.00	420.00	420.00
ENGLISH BOOK CLASS V1	EACH	77.00	77.00	77.00	77.00	77.00	77.00	77.00	77.00
ENGLISH BOOK CLASS IX OR X	EACH	129.00	129.00	129.00	129.00	129.00	129.00	129.00	129.00
ENG. BOOK IST.YR COMPLETE SET	EACH	82.00	82.00	82.00	82.00	82.00	82.00	82.00	82.00
ENGLISH BOOK BA/B.SC	EACH	178.00	178.00	178.00	178.00	178.00	178.00	178.00	178.00
URDU BOOK CLASS V (T.B.BORD)	EACH	70.00	70.00	70.00	70.00	70.00	70.00	70.00	70.00
URDU BOOK CLASS IX(X(T.B.B)	EACH	137.00	137.00	137.00	137.00	137.00	137.00	137.00	137.00
URDU BOOK IST.YEAR/INTER	EACH	51.00	51.00	51.00	51.00	51.00	51.00	51.00	51.00
URDU BOOK BA/B.SC	EACH	140.00	140.00	140.00	140.00	140.00	140.00	140.00	140.00
MATHS BOOK CALSS V (T.B.B)	EACH	84.00	84.00	84.00	84.00	84.00	84.00	84.00	84.00
MATHS BOOK CLASS IX OR X	EACH	236.00	236.00	236.00	236.00	236.00	236.00	236.00	236.00
MATHS BOOK IST.YEAR (T.B.B)	EACH	156.00	156.00	150.00	156.00	156.00	156.00	156.00	156.00
PAKISTAN STUDIES BOOK BA/B.SC	EACH	125.00	125.00	125.00	125.00	125.00	125.00	125.00	125.00
DAILY "DAWN"	P/COPY	19.00	19.00	19.00	19.00	19.00	19.00	19.00	19.00
DAILY "JANG"	P/COPY	12.00	12.00	12.00	12.00	12.00	12.00	12.00	12.00
DAILY "NAWA-E-WAQT"	P/COPY	12.00	12.00	12.00	12.00	12.00	12.00	12.00	12.00
WEEKLY "AKHBAR-E-JAHAN"	P/COPY	55.00	55.00	55.00	55.00	55.00	55.00	55.00	55.00
WEEKLY "MAG"	P/COPY	45.00	45.00	45.00	45.00	45.00	45.00	45.00	45.00
MONTHLY "NAUNEHAL DIGEST"	P/COPY	35.00	35.00	35.00	35.00	35.00	35.00	35.00	35.00
PAPER FOOLSCAPE (27"x17")	QUIRE	57.50	57.50	57.50	55.00	25.00	25.00	30.00	30.00
EXERCISE.BOOK LINED 80/100 PGS	EACH	57.50	62.50	57.50	52.50	30.00	35.00	32.50	40.00
PENCILGOLDFISH/DEER	EACH	8.00	8.00	8.00	8.00	6.00	6.00	5.00	5.00
PEN INK DOLLOR 57 ML BOTTLE	EACH	25.00	25.00	25.00	20.00	20.00	20.00	20.00	20.00
PHOTOSTATE PAPER 70 GM	PRT	365.00	365.00	365.00	305.00	350.00	330.00	285.00	280.00
BALL PEN (local)	EACH	8.00	8.00	8.00	8.00	6.00	6.00	5.00	5.00
FOUNTAIN PEN HERO/WINGS/CHINA	EACH	47.50	47.50	47.50	46.25	45.00	50.00	40.00	40.00
PRIVATE SCHOOL FEE ENGLISH MEDIUM AVERAGE STANDARD (CLASS I)	P/ MONTH	2854.17	2618.75	712.50	1852.50	1378.57	1800.00	1550.00	1100.00
PRIVATE SCHOOL FEE ENGLISH MEDIUM AVERAGE STANDARD (CLASS V)	P/ MONTH	2833.33	2650.00	787.50	1802.50	1571.43	1800.00	1650.00	1300.00
PRIVATE SCHOOL FEE ENGLISH MEDIUM AVERAGE STANDARD (CLASS VI)	P/ MONTH	2850.00	2925.00	812.50	1822.50	1787.50	1875.00	1800.00	1400.00
PRIVATE SCHOOL FEE ENGLISH MEDIUM AVERAGE STANDARD (CLASS X)	P/ MONTH	3070.83	3275.00	962.50	1927.50	2157.14	2050.00	1850.00	1500.00

Contd.

7.11 Intercity Consumer Prices November, 2014

Description	Unit	Rawalpindi	Islamabad	Attock	Jehlum	Lahore	Sahiwal	Gujranwala	Wazirabad
PRIVATE MEDICLE COLLEGE FEE MBBS (IST YEAR)	P/ MONTH	50468.75	50468.75	50468.75	0.00	30208.00	0.00	0.00	0.00
PRIVATE ENGINEERING COLLEGE FEE (ISTR YEAR)	P/ MONTH	14975.25	14975.25	11011.50	0.00	19550.00	0.00	0.00	0.00
GOVT. COLLEGE FEE IST. YEAR	MONTH	50.00	195.00	50.00	50.00	60.00	50.00	50.00	50.00
GOVT. COLLEGE FEE 4TH. YEAR	MONTH	60.00	225.00	60.00	60.00	70.00	60.00	60.00	60.00
GOVT. UNIVERSITY FEE MSC.	MONTH	77.50	1000.00	77.50	80.00	97.79	80.00	115.00	77.50
GOVT. MED. COLLEGE FEE MBBS	MONTH	873.00	873.00	873.00	0.00	1250.00	1250.00	0.00	873.00
GOVT. ENGG. COLL. FEE I YEAR	MONTH	600.00	600.00	600.00	0.00	750.00	500.00	0.00	1558.00
COACHING FEE FOR CLASS IX/X	P/ MONTH	2750.00	2987.50	1550.00	3000.00	1828.57	1400.00	600.00	500.00
COACHING CHARGES FOR CLASS IST YEAR/INTER (SCIENCE)	P/ MONTH	3250.00	3450.00	2200.00	3500.00	2821.43	2300.00	1200.00	800.00
COACHING CHARGES FOR CLASS IST YEAR/INTER (COMMERCE)	P/ MONTH	2691.67	3062.50	1900.00	3500.00	2792.86	1300.00	1200.00	800.00
I.T. TUITION FEES	P/ MONTH	2100.00	2100.00	1450.00	3231.25	6066.80	1500.00	4500.00	3900.00
MBA TUITION FEES	P/ MONTH	13955.00	13955.00	7667.00	4500.00	15687.50	0.00	7000.00	2000.00
BREAD TANDOORI ST. SIZE	EACH	7.50	7.50	6.50	6.00	6.00	6.00	6.00	6.00
COOKED MUTTON (AV. HOTEL)	PLATE	145.83	150.00	190.00	145.00	200.71	150.00	120.00	120.00
COOKED BEEF (AV. HOTEL)	PLATE	81.25	83.75	75.00	80.00	78.21	80.00	60.00	60.00
COOKED DAL (AV. HOTEL)	PLATE	50.83	56.25	47.50	47.50	50.71	40.00	35.00	35.00
CHICKEN BIRYANI FULL/DOUBLE	PLATE	115.00	125.00	145.00	100.00	128.93	130.00	110.00	110.00
TEA PREPARED (ORDINARY)	CUP	20.00	20.00	20.00	17.50	19.21	20.00	17.50	15.00
HAIRCUT CHARGES FOR MEN	P/CUT	86.25	102.50	75.00	55.00	96.43	80.00	60.00	60.00
BEAUTY PORL HAIR STYL CHARGE	P/STY.	341.67	425.00	275.00	425.00	228.57	250.00	350.00	300.00
SHAVING CHARGES	PER SHV	49.58	60.00	55.00	40.00	46.43	40.00	40.00	40.00
LIPSTICK S.MISS/MEDORA	EACH	110.00	110.00	110.00	110.00	120.00	100.00	110.00	110.00
NAIL POLISH S.MISS/MEDORA	EACH	105.00	105.00	105.00	105.00	110.00	95.00	60.00	60.00
PERFUME MED.SIZE MEDORA/BROACH	EACH	180.00	180.00	180.00	200.00	180.00	170.00	120.00	120.00
HAIR-OIL AMLA/CHAMBELI	BOTTLE	100.00	100.00	110.00	100.00	130.00	110.00	110.00	110.00
TOILET SOAP LUX 95 GRAMS	EACH	40.38	40.38	40.38	40.38	40.38	40.38	40.38	40.38
TOILET SOAP LIFEBOUY 140 GRM	EACH	36.00	36.00	36.00	36.00	36.00	36.00	36.00	36.00
TOILET SOAP SAFEGUARD BATH SIZE	EACH	48.00	48.00	48.00	48.00	48.00	48.00	48.00	48.00
TOOTHPASTE MACKLINES 70 GRM	EACH	50.00	50.00	50.00	50.00	50.00	50.00	50.00	50.00
TOOTHPAST MED SIZE CLGATE 70 GMS	EACH	75.00	75.00	75.00	75.00	60.67	60.67	60.67	60.67
TOOTHBRUSH SHEILD A/PLAUQUE	EACH	22.00	22.00	22.00	22.00	35.00	55.00	50.00	45.00
TOOTHPOWDER DENTONIC 90 GRM	EACH	28.00	28.00	28.00	28.00	28.00	25.00	25.00	25.00
HAIR-COLOUR BEGIN (6 GMS)	EACH	95.00	95.00	95.00	95.00	95.00	95.00	95.00	95.00
HAIR COLOUR (KALAKOLA)	BOTTLE	130.00	130.00	120.00	130.00	120.00	120.00	130.00	130.00
FACECREAM PONDS (MEDIUM)	EACH	110.00	110.00	110.00	110.00	110.00	110.00	110.00	110.00
TALC POWDER VICE ROAY,B.CAT	EACH	135.00	135.00	135.00	135.00	130.00	150.00	135.00	135.00
BLADE TREET ORDINARY 10'S	PKT.	30.00	30.00	30.00	30.00	35.00	32.00	40.00	40.00
BLADE 7-O-CLOCK STAIN. 5'S	PKT.	35.00	35.00	35.00	35.00	32.00	30.00	35.00	35.00
SHAMPOO SUNSILK/PAINTIN 100 ML	BOTTLE	110.00	110.00	110.00	110.00	110.00	110.00	110.00	110.00
BEAUTY CREAM (FAIR & LOVELY)	EACH	65.00	65.00	65.00	65.00	99.00	155.00	155.00	155.00
HAIR REMOVING CREAM (EU-CREAM)	TUBE	65.00	65.00	65.00	65.00	65.00	65.00	65.00	65.00
GEL MEDIUM SIZE	BOTTLE	102.50	107.50	100.00	127.50	65.00	120.00	65.00	60.00
DISPOSABLE RAZOR GILLET-II	EACH	37.50	37.50	37.50	40.00	35.00	40.00	43.00	35.00
SHAVING CREAM TOUCH-ME/ADM.	EACH	65.00	65.00	65.00	65.00	60.00	60.00	60.00	60.00
GOLD TEZABI 24 CT	10 GM.	40300.00	40300.00	40320.00	40400.00	40285.00	40037.00	40300.00	40300.00
SILVER TEZABI 24 CT	10 GM.	600.00	600.00	610.00	700.00	580.00	612.00	608.00	610.00
ARTIFICIAL JEWELLARY SET	SET	1225.00	1275.00	850.00	662.50	957.14	500.00	800.00	700.00
WRIST WATCH GENTS CITIZEN (ORIGINAL) ***	EACH	4900.00	4900.00	4900.00	3750.00	6535.71	4250.00	2500.00	2500.00
WRIST WATCH LADIES CITIZEN (ORIGINAL) ***	EACH	4900.00	4900.00	4900.00	3750.00	7500.00	4250.00	2500.00	2400.00
WALL CLOCK QUARTZ AV.QLTY	EACH	520.83	550.00	550.00	310.00	725.00	600.00	487.50	425.00
SUITCASE REXIN (24"x16"x6")	EACH	1583.33	1587.50	1425.00	775.00	932.14	1050.00	725.00	775.00
TRUNK MEDIUM SIZE ***	EACH	2250.00	2243.75	1975.00	1950.00	2246.43	2000.00	1525.00	1500.00
PURSE LADIES (LEATHER) AVERAGE QUALITY	EACH	529.17	612.50	525.00	437.50	1021.43	712.50	712.50	700.00

7.11 Intercity Consumer Prices November, 2014

Description	Unit	Sialkot	Faisalabad	Jhang	Multan	Muzaffargarh	D.G. Khan	Vehari	Sargodha
WHEAT	10 KG.	357.50	337.50	345.00	340.00	335.00	337.50	335.00	337.50
WHEAT FLOUR FINE/SUPERIOR.	KG.	50.00	41.00	40.00	42.00	42.00	40.00	42.00	40.50
WHEAT FLOUR AVG. QLTY	KG.	42.00	37.00	39.00	39.00	39.00	37.75	40.00	37.00
WHEAT FLOUR BAG	10 KG.	400.00	365.00	380.00	390.00	390.00	377.50	392.50	397.50
MAIDA	KG.	55.00	51.25	48.00	50.00	50.00	50.00	50.00	51.00
SUJI	KG.	55.00	51.25	50.00	50.00	50.00	50.00	50.00	51.00
BESAN AV. QLTY.	KG.	77.50	80.00	72.00	72.50	77.50	80.00	80.00	70.00
RICE BASMATI SUP. QLTY.	KG.	130.00	137.50	120.00	132.50	132.50	120.00	135.00	130.00
RICE BASMATI 385/386	KG.	100.00	95.00	80.00	80.00	82.50	80.00	87.50	75.00
RICE BASMATI BROKEN AV.QLTY	KG.	70.00	83.75	67.50	77.50	67.50	75.00	75.00	67.50
RICE IRRI-6 (SINDH/PUNJAB)	KG.	52.50	65.00	45.00	41.00	41.00	40.00	45.00	52.50
VERMICELLI	KG.	65.00	75.00	70.00	80.00	80.00	80.00	80.00	70.00
BREAD PLAIN MEDIUM SIZE	EACH	40.00	40.00	40.00	45.00	45.00	45.00	40.00	40.00
RUSK (PAPAY)	KG.	140.00	195.00	150.00	208.33	200.00	180.00	190.00	180.00
BISCUITS-PACKED	PKT	35.00	35.00	35.00	35.00	35.00	35.00	35.00	35.00
BISCUIT-BAKERY (LOOSE)	250 GM	80.00	73.75	65.00	90.00	70.00	80.00	75.00	75.00
CORNFLAKS FAUJI 225 GM.	PKT	166.50	171.00	166.50	175.50	175.50	166.50	176.40	166.50
SAMOSAS (VEGETABLE)	EACH	15.00	19.00	15.00	14.33	13.50	10.00	15.00	17.50
PASTRY AV.QLTY.	EACH	25.00	23.75	30.00	35.00	22.50	30.00	30.00	30.00
PATTIES (VEGETABLES)	EACH	20.00	23.75	30.00	26.67	25.00	20.00	15.00	30.00
NIMCO	250 GM	50.00	67.50	65.00	67.50	67.50	60.00	70.00	65.00
CHIPS	250 GM	65.00	66.25	100.00	83.33	82.50	65.00	60.00	90.00
BEEF WITH BONE AV.QLTY.	KG	280.00	275.00	260.00	290.00	270.00	275.00	250.00	275.00
MUTTON AV.QLTY.	KG	600.00	600.00	550.00	590.00	490.00	575.00	450.00	550.00
CHICKEN FARM BROILER (LIVE)	KG	121.00	117.50	130.00	132.50	132.50	130.00	120.00	128.00
FISH-RAHU MEDIUM SIZE	KG	237.50	265.00	340.00	275.00	270.00	260.00	290.00	235.00
MILK FRESH (UNBOILED)	LTR.	70.00	70.00	60.00	75.00	70.00	70.00	65.00	60.00
CURD	KG.	80.00	80.00	70.00	85.00	80.00	85.00	71.25	70.00
MILK TETRA PACK 1/2 LTR.	PKT.	60.00	60.00	60.00	60.00	60.00	60.00	60.00	60.00
LACTOGEN 400 GRAMS	PKT.	425.00	425.00	425.00	425.00	425.00	425.00	425.00	425.00
POWDER MILK NIDO 400GM.	PKT	350.00	350.00	350.00	350.00	350.00	350.00	350.00	350.00
MILK POWDER LOOSE/PACKED	KG.	460.00	525.00	400.00	537.50	550.00	640.00	590.00	525.00
BUTTER LOCAL PACKED	50 GM.	25.00	32.00	30.00	27.00	27.00	30.00	25.00	30.00
EGGS FARM	DOZ	120.00	115.00	110.00	114.17	119.00	120.00	111.00	112.00
MUSTARD OIL AV.QLTY.	KG.	160.00	195.00	170.00	172.50	180.00	170.00	175.00	190.00
COOKING OIL (DALDA)	2.5LTR	545.00	545.00	530.00	540.00	540.00	545.00	540.00	520.00
COOKING OIL (PAKWAN) OTHER BRAND SPECIFY	2.5 LTR	505.00	525.00	530.00	545.00	545.00	545.00	540.00	445.00
VEGETABLE GHEE TIN	2.5KG.	505.00	510.00	510.00	505.00	505.00	510.00	510.00	505.00
VEGETABLE GHEE (LOOSE)	KG.	150.00	143.00	165.00	155.50	157.00	155.00	194.00	145.00
DATES AV.QLTY.	KG.	210.00	177.50	200.00	168.33	180.00	180.00	190.00	135.00
PISTACHIO AV.QLTY.	50 GM.	150.00	77.50	80.00	122.50	125.00	120.00	150.00	125.00
ALMONDS WHOLE AV.QLTY.	KG.	500.00	475.00	500.00	356.67	335.00	550.00	512.50	462.50
COCONUT DRY AV.QLTY.	KG.	280.00	250.00	280.00	290.00	310.00	280.00	290.00	290.00
RAISINS AV.QLTY.	50 GM.	20.00	21.25	20.00	19.00	21.00	15.00	21.00	17.50
GROUNDNUTS (WITH SHELL)	KG.	200.00	200.00	160.00	175.00	185.00	150.00	145.00	160.00
MALTA/MOSAMBI	DOZ	100.00	110.00	55.00	100.00	90.00	100.00	95.00	55.00
KINNU	DOZ	0.00	0.00	0.00	0.00	0.00	0.00	0.00	0.00
APPLE	KG	65.00	100.00	90.00	128.33	130.00	80.00	125.00	62.50
ALOO BUKHARA	KG	0.00	0.00	0.00	0.00	0.00	0.00	0.00	0.00
POMEGRANATE (ANNAR)	KG	145.00	135.00	200.00	155.00	155.00	130.00	190.00	140.00
GRAPES	KG	0.00	0.00	0.00	0.00	0.00	0.00	0.00	0.00
BANANAS	DOZ	65.00	55.00	55.00	67.50	65.00	60.00	65.00	45.00
MANGO KALMI	KG	0.00	0.00	0.00	0.00	0.00	0.00	0.00	0.00
GUAVA	KG	100.00	45.00	100.00	115.00	110.00	60.00	100.00	0.00
WATERMELON (TURBOOZ)	KG	0.00	0.00	0.00	0.00	0.00	0.00	0.00	0.00
MUSKMELON (KHARBOOZA)	KG	0.00	0.00	0.00	0.00	0.00	0.00	0.00	0.00
SWEETMELON (GARMA)	KG	0.00	0.00	0.00	0.00	0.00	0.00	0.00	0.00
PULSE MASOOR (WHOLE)	KG.	115.00	122.50	110.00	117.50	117.50	110.00	125.00	105.00
PULSE MASOOR (WASHED)	KG.	120.00	165.00	140.00	133.33	132.50	120.00	135.00	150.00
PULSE MOONG (WASHED)	KG.	160.00	165.00	160.00	167.50	155.00	150.00	175.00	135.00
PULSE MASH (WASHED)	KG.	175.00	177.50	145.00	157.50	157.50	180.00	165.00	160.00
PULSE GRAM	KG.	70.00	70.00	68.00	69.17	72.50	70.00	72.50	67.50

Contd.

7.11 Intercity Consumer Prices November, 2014

Description	Unit	Sialkot	Faisalabad	Jhang	Multan	Muzaffargarh	D.G. Khan	Vehari	Sargodha
GRAM WHOLE BLACK AV QLTY.	KG.	65.00	75.00	68.00	70.00	67.50	70.00	62.50	72.50
GRAM WHOLE YELLOW AV.QLTY	KG.	110.00	110.00	72.00	104.17	115.00	100.00	125.00	110.00
BEANS (LAL LOBIA)	KG.	145.00	140.00	100.00	180.00	190.00	180.00	190.00	170.00
POTATOES	KG	80.00	60.00	65.00	75.00	72.50	70.00	62.50	60.00
ONION	KG	40.00	30.00	32.50	32.50	32.50	30.00	22.50	27.50
TURNIP	KG	40.00	28.75	45.00	37.50	47.50	40.00	25.00	45.00
RADISH	KG	40.00	12.50	27.50	24.17	27.50	20.00	15.00	27.50
TOMATOES	KG	50.00	43.75	45.00	39.67	42.50	40.00	37.50	40.00
CABBAGE	KG	0.00	0.00	0.00	0.00	0.00	0.00	0.00	0.00
CAULIFLOWER	KG	55.00	32.50	42.50	37.50	35.00	40.00	37.50	55.00
BRINJAL	KG	40.00	28.75	30.00	32.50	35.00	40.00	22.50	35.00
PUMPKIN	KG	0.00	0.00	0.00	0.00	0.00	0.00	0.00	0.00
BOTTLEGOURD	KG	60.00	38.75	30.00	41.67	37.50	40.00	25.00	55.00
LADY FINGER	KG	0.00	0.00	0.00	0.00	0.00	0.00	0.00	0.00
PEAS	KG	120.00	112.50	80.00	107.00	110.00	100.00	110.00	110.00
SPINACH	KG	37.50	16.25	20.00	18.00	22.50	20.00	12.50	22.50
TINDA	KG	100.00	42.50	75.00	80.00	60.00	60.00	75.00	110.00
TURAI	KG	80.00	70.00	45.00	57.50	42.50	50.00	30.00	45.00
KARAILA	KG	105.00	112.50	80.00	62.50	55.00	80.00	62.50	110.00
ARVI	KG	50.00	45.00	45.00	57.50	55.00	80.00	40.00	55.00
CHILLIES GREEN	KG	80.00	62.50	45.00	56.67	55.00	60.00	40.00	55.00
CARROT	KG	55.00	46.25	45.00	37.50	45.00	50.00	40.00	55.00
COCUMBER (KHEERA)	KG	60.00	67.50	55.00	58.13	55.00	70.00	60.00	65.00
LEMON	250GM	30.00	15.00	20.00	27.50	32.50	30.00	37.50	27.50
SUGAR REFINED	KG.	58.00	56.75	56.00	55.67	56.00	56.00	55.50	56.00
GUR AV.QLTY	KG.	87.50	83.75	80.00	72.50	77.50	70.00	77.50	67.50
HONEY LANGANESE 500 GM.	BOTTLE	692.00	790.00	840.00	850.00	850.00	925.00	880.00	875.00
MILO 200 GM.	BOTTLE	222.00	210.00	167.00	200.00	200.00	265.00	200.00	200.00
CUSTARD POWDER RAFHAN 300 GM.	PKT	72.50	75.00	75.00	75.00	75.00	75.00	75.00	75.00
TOFFEE (HILAL)	EACH	1.00	2.00	2.00	1.00	1.00	1.00	2.00	2.00
CHOWKELATE CANDY (SMALL SIZE)	EACH	5.00	5.00	5.00	5.00	5.00	5.00	5.00	5.00
SWEETMEAT (MIXED)	KG	250.00	255.00	240.00	291.67	280.00	280.00	280.00	250.00
ICE CREAM WALLS	CUP.	40.00	40.00	40.00	40.00	40.00	40.00	40.00	40.00
ICE	KG	10.00	10.00	4.00	4.50	3.50	6.00	7.50	10.00
JAM AHMED/MITCHELLES	BOTTLE	120.00	130.00	120.00	130.00	130.00	140.00	135.00	130.00
SQUASH-MITCHELLES	BOTTLE	135.00	150.00	140.00	150.00	150.00	150.00	135.00	150.00
ROOH AFZA	BOTTLE	150.00	150.00	140.00	140.00	140.00	145.00	140.00	140.00
JAM-E-SHIREEN	BOTTLE	150.00	150.00	145.00	150.00	150.00	150.00	150.00	150.00
SAUNF	50 GM	17.50	15.75	15.00	15.67	19.00	10.00	19.00	15.00
CINAMON LOOSE AV. QLTY	50 GM.	20.00	25.00	30.00	16.33	19.00	15.00	20.00	27.50
CUMINSEED WHITE NATIONAL	50 GM.	52.00	54.00	55.00	52.00	52.00	52.00	52.00	50.00
PEPPER BLACK NATIONAL	50 GM.	96.00	96.00	96.00	96.00	96.00	96.00	96.00	96.00
CLOVES LOOSE AV.QLTY	50 GM.	95.00	98.25	80.00	97.50	97.50	80.00	95.00	135.00
CARDAMOM LARGE LOOSE AV.QLTY	50 GM.	105.00	102.50	140.00	145.50	147.50	150.00	155.00	170.00
CARDAMOM SMALL AV.QLTY	50 GM.	95.00	77.50	100.00	96.67	105.00	70.00	110.00	125.00
SALT-POWDERED (LAHORI) LOOSE	KG.	10.00	9.00	6.00	9.00	9.00	10.00	11.00	9.00
SALT POWDERED (NATIONAL/SHAN)	PKT	25.00	25.00	25.00	25.00	25.00	25.00	25.00	25.00
CHILLIES POWD.NATIONAL 200GM	PKT	105.00	105.00	105.00	105.00	105.00	105.00	105.00	105.00
CHILLIES POWDER LOOS	KG.	260.00	270.00	230.00	255.00	245.00	240.00	230.00	280.00
CORRIANDER SEED POWD.NATIONAL	PKT	78.00	88.00	78.00	88.00	88.00	78.00	78.00	78.00
CORRIANDER SEED (LOOSE)	KG.	200.00	230.00	280.00	275.00	270.00	240.00	265.00	275.00
TURMERIC POWD.NATIONAL 50GM	PKT.	35.00	35.00	35.00	35.00	35.00	35.00	35.00	35.00
CURRY POWD. NATIONAL 200 GM	PKT.	87.00	87.00	87.00	86.00	86.00	86.00	87.00	87.00
TOMATO KETCHUP AHMED/MITCHL	BOTTLE	85.00	85.00	80.00	80.00	80.00	80.00	85.00	75.00
PICKLES AHMED/MITCHELLES	BOTTLE	100.00	110.00	90.00	95.00	95.00	90.00	120.00	110.00
VINEGAR SYNTHETIC (SIRKA)	BOTTLE	80.00	95.00	80.00	75.00	75.00	80.00	80.00	50.00
GARLIC	KG	140.00	110.00	120.00	127.50	130.00	120.00	120.00	115.00
GINGER	KG	200.00	230.00	125.00	173.33	190.00	250.00	220.00	220.00
TAPAL DANEDAR TEA 200GM PACKET	PKT	126.32	113.68	126.32	126.32	126.32	113.68	108.42	126.32
TEA LIPTON YELLOW LABEL 200GM.	PKT.	128.42	128.42	128.42	128.42	128.42	128.42	128.42	128.42
TEA LOOSE KENYA AV.QLTY 250GM.	PKT.	115.00	145.75	115.00	115.83	120.00	122.50	120.00	130.00
COFFEE-NESCAFE 75 GM. **	BOTTLE	275.00	360.00	330.00	320.00	320.00	350.00	300.00	325.00
COLD DRINK (STANDARD SIZ)	BOTTLE	20.00	25.00	22.00	20.00	20.00	25.00	22.00	23.50

Contd.

7.11 Intercity Consumer Prices November, 2014

Description	Unit	Sialkot	Faisalabad	Jhang	Multan	Muzaffargarh	D.G. Khan	Vehari	Sargodha
FRUIT JUICE TETRA PACK	PKT.	15.00	20.00	18.00	18.00	18.00	15.00	15.00	20.00
MINERAL WATER NESTLE 1.5 LTR	BOTTLE	45.00	45.00	50.00	45.00	45.00	45.00	50.00	45.00
CIGARETTES K-2 10'S **	PKT	50.00	45.00	50.00	43.00	43.00	43.00	48.00	48.00
CIGARETTES CAPSTAN 10'S **	PKT	50.00	50.00	50.00	47.00	47.00	47.00	50.00	50.00
CIGARETTES GOLD LEAF 20'S	PKT	100.00	100.00	100.00	96.00	96.00	96.00	100.00	100.00
CIGARETTES MORVEN GOLD 20'S	PKT	50.00	50.00	50.00	47.00	47.00	47.00	50.00	50.00
BETEL LEAVES	50GM.	57.50	76.25	50.00	50.00	55.00	60.00	57.50	70.00
BETEL NUTS	KG.	400.00	330.00	390.00	290.00	275.00	225.00	387.50	290.00
LONG CLOTH 57" GUL AHMED/AL-KARAM	METER	135.00	237.50	360.00	250.00	250.00	237.50	165.00	225.00
SHIRTING AV.QLTY.	METER	175.00	125.00	300.00	210.00	190.00	175.00	155.00	140.00
PANT CLOTH W & WEAR AV.QLTY	METER	215.00	475.00	400.00	342.50	342.50	325.00	412.50	425.00
LAWN PRINTED GUL AHMED/AL-KARAM	METER	177.50	240.00	360.00	290.00	270.00	237.50	175.00	360.00
GEORGETTE AV.QLTY	METER	130.00	160.00	350.00	108.00	115.00	125.00	145.00	162.50
LINEN AV.QLTY ***	METER	140.00	140.00	250.00	230.00	210.00	137.50	160.00	135.00
HEAVY WT SUITING LAWERNCPUR AVG QLTY	METER	925.00	1375.00	1600.00	1200.00	1200.00	1200.00	1200.00	950.00
HEAVY WT SUITING LAWERNCPUR SUP QLTY	METER	950.00	1525.00	1800.00	1950.00	1950.00	1950.00	1950.00	1200.00
TROPICAL SUITING LAW.PUR	METER	800.00	1100.00	1600.00	1200.00	1200.00	700.00	1000.00	950.00
PANT BOY 24"/26" LENGTH.	EACH	380.00	400.00	550.00	380.00	365.00	550.00	525.00	400.00
SHIRT BOY 24"/26" LENGTH	EACH	355.00	277.50	450.00	310.00	290.00	350.00	275.00	275.00
SCHOOL UNI. PANT,SHIRT BOYS	SUIT	625.00	475.00	700.00	573.33	525.00	650.00	412.50	462.50
SCHOOL UNI. KAMEEZ,SHAL.BOYS	SUIT	625.00	475.00	750.00	518.00	675.00	750.00	412.50	550.00
SCHOOL UNI. KAMEEZ,SHAL.GIRL	SUIT	575.00	562.50	700.00	516.67	675.00	750.00	412.50	530.00
FROCK W/WEAR GIRLS	EACH	625.00	675.00	1200.00	1325.00	1650.00	900.00	625.00	925.00
AWAMI-SUIT W & W(BOY) 24"/26	SUIT	825.00	556.25	1100.00	775.00	775.00	950.00	587.50	750.00
AWAMI-SUIT W&W (GENTS)AV.QLTY	SUIT	950.00	837.50	1350.00	985.00	1275.00	1450.00	1150.00	1750.00
PULLOVER GENTS OXFORD/BON.	EACH	2780.00	3100.00	3280.00	2830.00	2830.00	2600.00	3275.00	3400.00
PULLOVER LADIES OXFORD/BON.	EACH	2780.00	2500.00	2300.00	2450.00	2450.00	2500.00	3275.00	2500.00
PULLOVER (GENTS) OTHERS A.QTY	EACH	650.00	687.50	600.00	950.00	975.00	500.00	575.00	875.00
SECOND-HAND COAT FOR MEN	EACH	475.00	425.00	500.00	375.00	375.00	200.00	200.00	150.00
SECONDHAND SWEETER FOR MEN DUP QLTY	EACH	287.50	225.00	150.00	212.50	175.00	50.00	95.00	150.00
SECONDHAND WINTER JACKET	EACH	325.00	425.00	500.00	280.00	262.50	150.00	212.50	250.00
UNDERWEAR AV.QLTY MEDIUM SIZE	EACH	100.00	75.00	120.00	148.33	145.00	135.00	87.50	120.00
VEST FOR MEN AV.QLTY.	EACH	112.50	110.00	130.00	126.67	145.00	110.00	115.00	110.00
VEST/SHAMEEZ (WOMEN) AVG. QLTY	EACH	125.00	112.50	180.00	158.00	135.00	155.00	95.00	90.00
SOCKS NYLON (PAKISTANI)	PAIR	65.00	65.00	70.00	92.50	82.50	90.00	77.50	110.00
BRASSIER AV.QLTY.	EACH	175.00	112.50	220.00	149.17	87.50	135.00	95.00	110.00
BRASSIER SUP QLTY	EACH	462.50	340.00	595.00	336.67	210.00	350.00	225.00	425.00
DOPATTA GEORGETTE AV.QLTY.	EACH	275.00	231.25	400.00	216.67	210.00	250.00	325.00	260.00
DOPATTA COTTON AV QLTY	EACH	225.00	171.25	220.00	210.00	205.00	250.00	195.00	250.00
CHADDAR (WWEAR) (2x2.5 MTR)	EACH	275.00	331.25	500.00	375.00	475.00	450.00	375.00	350.00
LUNG/DHOTI(COTTON) AVG. QLTY	EACH	195.00	262.50	350.00	228.33	265.00	325.00	287.50	275.00
HANDKERCHIEF AVG. QLTY PAK	EACH	30.00	35.00	50.00	40.00	42.50	50.00	30.00	35.00
HANDKERCHIEF SUP. QLTY PAK	EACH	42.50	55.00	80.00	52.50	57.50	72.50	60.00	55.00
GLOVES AV QLTY	PAIR	75.00	77.50	80.00	96.67	110.00	160.00	72.50	90.00
AZARBAND COTTON AVG. QLTY	EACH	10.00	13.50	15.00	13.00	13.50	20.00	15.00	17.50
SEWING THREAD/REEL(ASLI PARI)	EACH	5.00	5.50	7.00	7.00	10.00	5.00	12.00	6.50
WASHING CHARGES PAINT & SHIRT	SUIT	150.00	65.00	100.00	106.67	105.00	60.00	100.00	135.00
DRY CLEANING SUIT COAT PANT	SUIT	350.00	307.50	300.00	278.00	262.50	250.00	325.00	325.00
WASHING CH. (KAMIZ-SHALWAR)	PAIR	90.00	65.00	70.00	75.00	75.00	60.00	80.00	80.00
TAILORING SHIRT	EACH	325.00	300.00	300.00	358.33	300.00	325.00	325.00	375.00
TAILORING CHARGES PANT (MEN)	EACH	625.00	450.00	500.00	470.00	475.00	750.00	512.50	750.00
TAILORING COAT-PANT SUIT	SUIT	3250.00	3750.00	3500.00	3450.00	3350.00	3250.00	3650.00	3250.00
TAILORING AWAMI-SUIT (MALE)	SUIT	475.00	550.00	475.00	516.67	475.00	550.00	425.00	475.00
TAILORING SUIT FEMALE	SUIT	500.00	375.00	475.00	335.00	350.00	500.00	387.50	550.00
GENTS SHOES PAUL BATA	PAIR	1199.00	1199.00	1199.00	1199.00	1199.00	1199.00	1199.00	1199.00
GENTS SANDAL BATA	PAIR	699.00	699.00	699.00	699.00	699.00	699.00	699.00	699.00
GENTS SPOUNG CHAPPAL BATA	PAIR	179.00	179.00	179.00	179.00	179.00	179.00	179.00	179.00
LADIES SANDAL BATA	PAIR	499.00	499.00	499.00	499.00	499.00	499.00	499.00	499.00
LADIES SPOUNG CHAPPAL BATA	PAIR	179.00	179.00	179.00	179.00	179.00	179.00	179.00	179.00
CHILD SHOE POWER LITE BATA	PAIR	599.00	599.00	599.00	599.00	599.00	599.00	599.00	599.00
GENTS SHOE, ART 1109 SERVICE	PAIR	999.00	999.00	999.00	999.00	999.00	999.00	999.00	999.00
NYLON JOGGER 27 SIZE 2-5 ***	PAIR	1299.00	1299.00	1299.00	1299.00	1299.00	1299.00	1299.00	1299.00
CHINA FOOT WEAR AV. QLTY (MALE) *	PAIR	475.00	525.00	800.00	516.67	525.00	450.00	675.00	550.00

Contd.

7.11 Intercity Consumer Prices November, 2014

Description	Unit	Sialkot	Faisalabad	Jhang	Multan	Muzaffargarh	D.G. Khan	Vehari	Sargodha
CHINA FOOT WEAR AV. QLTY (FEMALE) *	PAIR	325.00	325.00	700.00	325.00	325.00	325.00	325.00	550.00
CHINA FOOT WEAR AV. QLTY (CHILDREN) *	PAIR	325.00	250.00	500.00	275.00	225.00	275.00	262.50	400.00
SHOE REPAIR HALF SOLE	PAIR	60.00	130.00	125.00	126.67	72.50	75.00	55.00	150.00
SHOES POLISH CHARGES AVERAGE SHOP	PAIR	10.00	17.50	20.00	17.50	17.50	20.00	15.00	20.00
HOUSE RENT (combined)	MONTH	5746.00	5276.00	4260.00	6242.00	4417.00	3793.00	4498.00	5649.00
rent 2	pm	5746.00	5276.00	4260.00	6242.00	4417.00	3793.00	4498.00	5649.00
RENT3	PM	5746.00	5276.00	4260.00	6242.00	4417.00	3793.00	4498.00	5649.00
RENT4	PM	5746.00	5276.00	4260.00	6242.00	4417.00	3793.00	4498.00	5649.00
RENT5	PM	5746.00	5276.00	4260.00	6242.00	4417.00	3793.00	4498.00	5649.00
RENT6	PM	5746.00	5276.00	4260.00	6242.00	4417.00	3793.00	4498.00	5649.00
SYNTHETIC ENEMAL ROBIALAC BALTI 3.64 LTR.	EACH	2093.00	1720.00	1900.00	2083.00	2083.00	1600.00	2087.00	1947.74
SYNTHETIC ENEMAL ICI BALTI 3.64 LTR.	EACH	2080.00	1785.00	1900.00	2077.00	2077.00	1749.00	2077.00	1938.84
CEMENT (LOCAL) SPECIFY BRAND NAME	BAG	510.00	510.00	520.00	500.00	505.00	500.00	500.00	502.50
BRICKS (NEW) IST CLASS	P/1000	8100.00	6250.00	6000.00	5800.00	5200.00	4550.00	5000.00	6150.00
CEMENT BLOCKS (6"x8"x12")	P/100	0.00	0.00	0.00	0.00	0.00	0.00	0.00	0.00
BAJREE	100CFT	5200.00	5000.00	3600.00	5000.00	3100.00	2500.00	5350.00	2950.00
SAND (BLACK PIT SAND)	K100CFT	3500.00	2500.00	2300.00	2000.00	1600.00	1800.00	1400.00	1475.00
TIMBER SHESHAM LOG IST QUALITY	cubmt.	39500.00	63558.00	38846.00	71000.00	52965.00	52900.00	42377.00	63566.00
IRON BAR (M.S. BAR) 1/2"	P/TON	80000.00	79500.00	78000.00	81500.00	79000.00	80500.00	86750.00	84000.00
CARPANTER WAGE RATE	P/DAY	700.00	600.00	800.00	775.00	625.00	800.00	575.00	650.00
MASON (RAJ) WAGE RATE	P/DAY	825.00	800.00	800.00	725.00	700.00	800.00	600.00	750.00
UNSKILLED LABOUR WAGE RATE	P/DAY	475.00	475.00	400.00	425.00	400.00	400.00	350.00	450.00
PLUMBER WAGE RSTE	P/DAY	0.00	625.00	800.00	775.00	700.00	800.00	575.00	625.00
ELECTICIAN WAGE RATE PER DAY **	P/DAY	0.00	0.00	800.00	0.00	0.00	0.00	575.00	600.00
ELECTICIAN WAGE RATE PER POINT **	P/PNT	127.50	115.00	85.00	95.00	80.00	70.00	70.00	110.00
WATER CHARGES PER HOUSE	P/MON.	100.00	128.75	60.00	100.00	0.00	75.00	50.00	25.00
ELECT.CHARGES UPTO 50 UNITS	P/UNIT	2.00	2.00	2.00	2.00	2.00	2.00	2.00	2.00
ELECT.CHARGES 01 - 100 UNIT	P/UNIT	5.79	5.79	5.79	5.79	5.79	5.79	5.79	5.79
ELECT.CHARGES 101 - 300 UNIT	P/UNIT	9.90	9.90	9.90	9.90	9.90	9.90	9.90	9.90
ELECT.CHARGES 301 - 1000 UNIT	P/UNIT	15.63	15.63	15.63	15.63	15.63	15.63	15.63	15.63
ELECT.CHARGES ABOVE 1000 UNIT	P/UNIT	17.71	17.71	17.71	17.71	17.71	17.71	17.71	17.71
ELEC	PM	10.21	10.21	10.21	10.21	10.21	10.21	10.21	10.21
GAS CHRg upto 3.3719 MMBUT	MMBTU	124.18	124.18	124.18	124.18	124.18	124.18	0.00	124.18
GAS CHRg 3.3719 - 6.7438 MMBUT	MMBTU	248.37	248.37	248.37	248.37	248.37	248.37	0.00	248.37
GAS CHRg 6.7438 - 10.1157 MMBUT	MMBTU	248.37	248.37	248.37	248.37	248.37	248.37	0.00	248.37
GAS CHRg10.1157 - 13.4876 MMBUT	MMBTU	620.91	620.91	620.91	620.91	620.91	620.91	0.00	620.91
GAS	PM	620.91	620.91	620.91	620.91	620.91	620.91	0.00	620.91
GAS	PM	372.55	372.55	372.55	372.55	372.55	372.55	0.00	372.55
KEROSENE OIL	LTR	114.00	92.50	101.00	104.50	104.50	100.00	110.00	104.00
FIREWOOD WHOLE	40 KG.	625.00	600.00	500.00	545.00	525.00	500.00	530.00	475.00
CHAIR SHESHAM WOOD WITH ARMS **	EACH	1850.00	1450.00	2000.00	1450.00	1450.00	1500.00	1900.00	2000.00
CHAIR PLASTIC (CHAIRMAN) AVERAGE QUALITY	EACH	500.00	725.00	725.00	675.00	650.00	575.00	650.00	850.00
TABLE SHESHAM WOOD (4X2X5") ***	EACH	6500.00	4750.00	3500.00	4020.00	4250.00	3000.00	3000.00	3750.00
SOFASET WOODEN WITH FOAM SEAT **	SET	12500.00	17500.00	18000.00	13500.00	12250.00	16000.00	14500.00	18000.00
COT IRON (WITH NIWAR)AV.QLTY.	EACH	1550.00	1550.00	2200.00	1850.00	1750.00	1550.00	1450.00	1900.00
ALMIRAH (STEEL) 6'X3' 20 GUAGE	EACH	7900.00	9550.00	8000.00	7000.00	7000.00	9000.00	12000.00	11000.00
DINNING TABLE 6 CHAIRS A.QLTY	SET	13100.00	17500.00	25000.00	18250.00	16500.00	19500.00	21000.00	23500.00
SINGLE BED WITHOUT FOAM MED.	EACH	5500.00	4350.00	8000.00	5625.00	4900.00	4750.00	5000.00	5500.00
MATRESS SINGLE(4"THICK)	EACH	3250.00	4970.00	5240.00	5200.00	5200.00	5400.00	5100.00	4900.00
FARSHI DARI 12'X9' AV.QLTY	EACH	925.00	1125.00	2500.00	1200.00	1300.00	1000.00	1175.00	1250.00
DARI COTTON (6'x2 1/2') AV.QL	EACH	387.50	512.50	475.00	450.00	600.00	400.00	325.00	550.00
CARPET PLAIN AV. QLTY	SQFT.	35.00	57.50	35.00	31.83	30.00	25.00	29.00	37.50
QUILT (LIHAF) 3 KG. COTTON	EACH	725.00	1000.00	1200.00	956.25	725.00	500.00	775.00	1400.00
BLANKET (90" x 54")	EACH	2300.00	4750.00	4200.00	3750.00	3750.00	2500.00	4250.00	4500.00
BEDSHEET SINGLE BED SUP.QLTY	EACH	360.00	825.00	700.00	633.33	525.00	650.00	625.00	700.00
BED SHEET DOUBLE WITH TWO PILLOW COVERS SUP QLTY	SET	1100.00	1625.00	1200.00	1258.33	1150.00	1100.00	1225.00	1350.00
TOWEL(3'x2') AV. QALTY	EACH	105.00	180.00	250.00	242.00	235.00	200.00	275.00	190.00
CEILING FAN 48" SUPER QLTY **	EACH	2400.00	2895.00	2850.00	3295.00	3095.00	3095.00	3095.00	3400.00
PEDESTAL FAN 22" SUPER QLTY	EACH	3300.00	4500.00	4200.00	5150.00	4750.00	4600.00	4750.00	4000.00
REFG. DAWLENCE 10 CFT. D.DOOR	EACH	34500.00	29400.00	29800.00	29700.00	29400.00	31500.00	29200.00	33000.00
D-FREEZER WAVES 8 CFT.	EACH	28400.00	28000.00	30800.00	30400.00	30400.00	27000.00	30200.00	28500.00
AIRCONDITIONER 1.5 TON PEL	EACH	30000.00	41000.00	41500.00	40000.00	40000.00	42000.00	35000.00	35000.00
SPLIT AIR CONDITIONER 1.5 TON (SPECIFY BRAND NAME)	EACH	41000.00	44000.00	48000.00	48400.00	48400.00	49500.00	42500.00	42250.00

Contd.

7.11 Intercity Consumer Prices November, 2014

Description	Unit	Sialkot	Faisalabad	Jhang	Multan	Muzaffargarh	D.G. Khan	Vehari	Sargodha
AIRCOOLER SUPER ASIA	EACH	10000.00	12000.00	13500.00	13000.00	13000.00	14500.00	14400.00	13250.00
WASHING MACHINE SINGER	EACH	15600.00	15900.00	15450.00	15600.00	15600.00	15650.00	15500.00	15900.00
SEWING MACHINE(SINGER)	EACH	5895.00	5830.00	5800.00	5860.00	6420.00	6650.00	6210.00	5810.00
GIZER LARGE SIZE 30 GALLON CAPACITY SUP QLTY	EACH	13750.00	19500.00	19500.00	21400.00	21400.00	20900.00	19400.00	19000.00
GAS BURNER DOUBLE SPFY.BRAND	EACH	1250.00	1550.00	2000.00	1475.00	1500.00	1300.00	1250.00	1800.00
ELECT. IRON PHILIPS MDL.1120	EACH	1450.00	1780.00	1500.00	2200.00	1600.00	2100.00	1500.00	2500.00
ELECTRIC JUICER FOR APPLE	EACH	6000.00	5750.00	7875.00	8400.00	8200.00	3600.00	8250.00	4250.00
S.STEEL DEGHCHI MEDIUM SIZE ***	EACH	430.00	575.00	400.00	767.50	400.00	350.00	737.50	425.00
ALUMINIUM COOKING PAN (DEGCHI) MED SIZE	EACH	460.00	475.00	550.00	296.25	285.00	350.00	565.00	475.00
NON STICK COOKING PAN (DEGCHI) SUP. QLTY	EACH	675.00	1075.00	800.00	765.71	650.00	800.00	765.00	725.00
FRYING PAN STEEL AVG. QLTY MED. SIZE	EACH	310.00	312.50	400.00	295.00	195.00	300.00	255.00	225.00
TAWA IORN (MEDIUM SIZE) AVG. QLTY	EACH	275.00	225.00	275.00	192.50	190.00	200.00	210.00	237.50
S.STEEL PLATE A.QLTY.(M.SIZE)	EACH	67.50	57.50	80.00	75.00	55.00	60.00	72.50	65.00
TABLE SPOON S.STEEL SUP.QLTY.	DOZEN	305.00	325.00	350.00	275.83	245.00	350.00	390.00	400.00
WATER SET JUG+6 GLASSES (OMROC)	SET	737.50	725.00	450.00	431.25	475.00	400.00	390.00	800.00
TEA SET PAK. CHINAWARE 21 PCS.	SET	1025.00	1500.00	2000.00	1637.50	1875.00	2000.00	2050.00	1900.00
DINNER SET PLASTIC 72 PIECES SUPERIOR QLTY	SET	2750.00	8250.00	4500.00	4675.00	4750.00	5250.00	5500.00	5250.00
HOTPOT SET PLASTIC 3 PCS.	SET	825.00	1212.50	1350.00	1275.00	1050.00	1600.00	1425.00	1350.00
BUCKET(BALTI) PLASTIC MED.SIZ	EACH	205.00	325.00	300.00	290.00	255.00	350.00	312.50	375.00
LOTA PLASTIC (MED SIZE) AVERAGE QUALITY	EACH	35.00	40.00	50.00	46.67	55.00	50.00	52.50	45.00
PRESURE COOKER 4 LTR.	EACH	912.50	1250.00	1620.00	1650.00	1650.00	1000.00	1575.00	1250.00
WATER COOLER 9/10 LTR.PLASTIC ***	EACH	400.00	675.00	900.00	513.00	525.00	600.00	575.00	675.00
THERMOS STARVAC 1 LTR	EACH	600.00	431.25	450.00	425.00	425.00	370.00	462.50	450.00
BULB PHILIPS 100-WATTS	EACH	25.00	25.00	30.00	30.00	30.00	30.00	30.00	27.50
TUBE LIGHT PHILIPS 40 WATTS	EACH	95.00	97.50	95.00	100.00	100.00	95.00	99.00	100.00
ELECTRIC BLUBS "0" WATTE LOCAL	EACH	20.00	20.00	20.00	20.00	20.00	20.00	20.00	20.00
ELECTRIC BLUB ENERGY SAVER 14 WATTS	EACH	155.00	162.50	140.00	165.00	165.00	165.00	170.00	165.00
WASHING SOAP 250 GMS SPECIFY BRAND NAME	EACH	20.00	25.00	20.00	22.00	20.00	25.00	40.00	40.00
SURF EXCEL 400 GMS POLY BAG	EACH	125.00	125.00	125.00	125.00	125.00	125.00	125.00	125.00
WASHING POWDER 1000 GRM	EACH	185.00	185.00	185.00	185.00	185.00	185.00	185.00	185.00
WASHING POWDER (WHEEL/ BONUS) 100 GRAMS	EACH	95.00	95.00	95.00	95.00	95.00	90.00	95.00	95.00
CLEANSER POWDER VIM 1000 GM	PKT.	66.67	72.22	72.22	72.22	72.22	72.22	72.22	77.78
FINIS 500 ML	BOTTLE	193.75	185.00	185.00	185.00	185.00	195.00	150.00	225.00
PHNYLE TYPHONE/FINIS/CARRANITE 3 LITRES	BOTTLE	120.00	145.00	130.00	150.00	150.00	169.09	145.00	145.00
HARPIC	BOTTLE	135.00	130.00	130.00	135.00	135.00	135.00	135.00	135.00
BOOT POLISH CHERRY/KIWI 50ML	EACH	100.00	100.00	100.00	100.00	100.00	100.00	105.56	100.00
ROBIN BLUE (35 GRAMS)	PKT.	40.00	45.00	45.00	45.00	45.00	45.00	45.00	45.00
TISSU PAPER PERFUMED 100 PCS.	PKT	90.00	90.00	90.00	95.00	95.00	95.00	95.00	95.00
TOILET PAPER ROLL (R.PETEL)	P/ROLL	35.00	38.00	38.00	38.00	38.00	38.00	38.00	38.00
BOOT POLISH LIQUID CHEERY BLOSSOM KIWI 75 ML	BOTTLE	120.00	140.00	140.00	140.00	140.00	140.00	140.00	130.00
MATCH BOX SMALL	EACH	2.00	1.50	2.00	1.50	1.50	2.00	2.00	2.00
DRY CELL 1.5 VOLT(LOCAL)	EACH	15.00	25.00	25.00	25.00	25.00	25.00	25.00	22.50
HAND STITCHING NEEDLE M.SIZE	PACKET	10.00	9.00	10.00	10.00	10.00	7.00	10.00	10.00
SEWING MACHINE NEEDLE (SINGER)	EACH	8.00	7.00	6.00	8.60	8.60	5.00	5.00	5.00
HOUSEHOLD SERVANT FEMALE P/T	P/MNTH	1050.00	2250.00	2200.00	1500.00	1200.00	1350.00	1500.00	3250.00
MARRIAGE HALL WITH FURNITURE	P/HEAD	77.50	130.00	150.00	84.17	72.50	110.00	95.00	165.00
SEPTRAN TABLETS	10TAB.	16.00	15.00	16.00	16.00	16.00	16.10	15.00	15.00
BRUFEN TABS 200-MG.	10TAB.	10.00	10.00	10.00	10.00	10.00	10.00	10.00	10.00
PANADOL TAB. EXTRA/PLAIN	10TAB.	10.00	10.00	10.00	10.00	10.00	10.00	10.00	10.00
DISPRIN TAB.	10TAB.	10.00	10.00	10.00	10.00	10.00	10.00	10.00	10.00
TRISIL TAB.	10 TAB	10.00	10.00	10.00	10.00	10.00	10.00	10.00	10.00
FLAGYL TAB. 200 MG.	10TAB.	10.00	10.00	10.00	10.00	10.00	10.00	10.00	10.00
VENTOLIN TAB. 2MG.	10TAB.	9.00	9.00	9.00	9.00	9.00	9.00	9.00	9.00
DAONIL TAB. 5 MG.	10TAB.	17.00	17.00	17.00	17.00	17.00	17.00	17.00	17.00
ENTOX TAB.	10TAB.	10.00	10.00	10.00	10.00	10.00	10.00	10.00	10.00
RENITEC TAB. 5 MG.	10TAB.	59.00	59.00	59.00	59.00	59.00	59.00	59.00	59.00
CAC. 1000 TAB	BOTTLE	122.00	122.00	122.00	122.00	122.00	122.00	122.00	122.00
AMOXIL CAPSOLE 250 MG.S	10CAP.	36.00	36.00	36.00	36.00	36.00	36.00	36.00	36.00
CALCIUM SYRUP SANDOZ	BOTTLE	64.00	64.00	64.00	64.00	64.00	64.00	64.00	64.00
LEDERPLEX SYRUP	BOTTLE	35.00	35.00	35.00	35.00	35.00	35.00	35.00	35.00
SANCOS SYRUP (50 ML.)	BOTTLE	30.00	30.00	30.00	30.00	30.00	30.00	30.00	30.00
PHENERGAN SYRUP 120 ML.	BOTTLE	33.00	33.00	33.00	33.00	33.00	33.00	33.00	33.00
CALPOL SYRUP 60 ML.	BOTTLE	28.00	28.00	28.00	28.00	28.00	28.00	28.00	28.00

Contd.

7.11 Intercity Consumer Prices November, 2014

Description	Unit	Sialkot	Faisalabad	Jhang	Multan	Muzaffargarh	D.G. Khan	Vehari	Sargodha
HYDRYLLIN SYRUP 120 ML.	BOTTLE	59.00	59.00	65.00	65.00	65.00	65.00	65.00	65.00
POLYFAX EYE OINTMENT	TUBE	21.00	21.00	21.00	21.00	21.00	21.00	21.00	21.00
BETNESOL EYE DROPS	BOTTLE	33.89	33.89	33.89	33.89	33.89	33.89	33.89	33.89
EAR DROPS (CARDISPORINE) ***	BOTTLE	21.00	21.00	21.00	21.00	21.00	21.00	21.00	21.00
BETNOVATE-N OINTMENT 5 GMS	TUBE	16.00	16.00	16.00	16.00	16.00	16.00	16.00	16.00
BURNOL CREAM 30 GRM	TUBE	16.00	16.00	16.00	16.00	16.00	16.00	16.00	16.00
VICKS VAPORUB/BALM	BOTTLE	36.00	36.00	36.00	36.00	36.00	36.00	36.00	36.00
GLYCRINE SMALL BOTTLE	BOTTLE	17.50	20.00	30.00	18.00	18.00	20.00	15.00	20.00
JOUHAR JOSHANDA	PKT.	6.00	6.00	6.00	8.00	8.00	6.00	8.00	8.00
GALXOS-D (450 GRMS)	PKT.	151.88	168.75	168.75	168.75	168.75	157.50	157.50	157.50
GRIPE-WATER WOODWARDS	BOTTLE	50.00	50.00	50.00	50.00	50.00	50.00	50.00	50.00
SANIPLAST ONE PUTTY	EACH	1.40	2.00	2.00	1.40	1.40	1.40	2.00	2.00
O.R.S. (NIMCOL)	PKT.	15.00	17.00	15.00	17.00	17.00	17.00	15.00	15.00
DETTOL (MEDIUM)	BOTTLE	46.80	46.80	46.80	46.80	46.80	46.80	46.80	46.80
COTTON BANDAGE 2" - 4"	EACH	5.00	7.50	8.25	7.00	10.00	7.00	8.00	5.00
THERMOMETER CHINA	EACH	40.00	42.50	35.00	42.50	57.50	40.00	45.00	45.00
DOCTOR (MBBS) CLINIC FEE	P/PAT.	100.00	90.00	300.00	100.00	100.00	100.00	100.00	175.00
URINE TEST (DR) CHARGES	P/TEST	150.00	55.00	60.00	75.00	55.00	70.00	50.00	50.00
BLOOD TEST (CP) CHARGES	P/TEST	350.00	225.00	200.00	290.00	225.00	200.00	237.50	225.00
SUGAR TEST (RANDOM/FASTING BOTH) CHARGES	P/TEST	200.00	180.00	120.00	122.50	100.00	100.00	60.00	90.00
ECG CHARGES	P/TEST	150.00	200.00	200.00	300.00	125.00	275.00	150.00	225.00
X-RAY (CHEST) CHARGES	P/X-RAY	200.00	350.00	350.00	250.00	185.00	300.00	200.00	350.00
CAR SUZUKI 800 CC (W/O. A/C)	EACH	625000.00	652800.00	640000.00	655400.00	0.00	651800.00	651800.00	625000.00
CAR SUZUKI 1000 CC	EACH	1078300.00	1092800.00	1059000.00	1082800.00	0.00	1077300.00	1076800.00	1050000.00
CAR TOYOTA 1300 CC	EACH	1561500.00	1520500.00	1770500.00	1645500.00	0.00	1686000.00	0.00	1589500.00
CAR HONDA CIVIC	EACH	2027500.00	0.00	1700000.00	2072000.00	0.00	0.00	0.00	2142000.00
MOTORCYCLE HONDA CD-70.	EACH	69900.00	69900.00	69900.00	69900.00	69900.00	69900.00	69900.00	69900.00
MOTORCYCLE YAMAHA 100CC.	EACH	79300.00	79300.00	79300.00	80000.00	80000.00	79300.00	79500.00	79500.00
MOTOR CYCLE HERO 70 CC	EACH	45000.00	47500.00	44500.00	47500.00	0.00	45000.00	43000.00	42500.00
BICYCLE WITH TYRES & TUBES	EACH	6900.00	7600.00	8200.00	7500.00	7500.00	7750.00	7550.00	7350.00
TYRE CAR WITH TUBE GENERAL	EACH	3000.00	3650.00	4300.00	2800.00	2900.00	2800.00	3800.00	3750.00
TYRE MOTOR CYCLE WITHOUT TUBE	EACH	1120.00	1250.00	1250.00	970.00	990.00	850.00	1165.00	1150.00
TYRE CYCLE SPECIFY BRAND NAME	EACH	337.50	425.00	360.00	365.00	370.00	320.00	372.50	400.00
TYRE CAR W/O TUBE	EACH	2900.00	3600.00	4000.00	2800.00	0.00	2800.00	2965.00	3250.00
PETROL SUPER	LITRE	94.19	94.19	94.19	94.19	94.19	94.19	94.19	94.19
HIGH SPEED DIESEL HSD	LITRE	101.21	101.21	101.21	101.21	101.21	101.21	101.21	101.21
CNG	K.G.	71.50	71.50	0.00	71.50	71.50	0.00	0.00	0.00
GAS CYLINDER STAND. SIZE	EACH	1815.00	1625.00	1400.00	1420.00	1590.00	1350.00	1500.00	1500.00
MOTOR CYCLE SERVICE CHARGES	EACH	175.00	225.00	270.00	230.00	240.00	200.00	190.00	275.00
CAR SERVICE CHARGES	EACH	375.00	300.00	250.00	275.00	225.00	225.00	250.00	325.00
TYRE PUNCTURE CHARGES	EACH	75.00	70.00	50.00	70.00	65.00	30.00	45.00	50.00
CYCLE OVERHAULING CHARGES	EACH	337.50	275.00	400.00	281.00	290.00	275.00	195.00	325.00
CAR TAX FOR 800CC TO 1300CC	YEARLY	2650.00	2650.00	2650.00	2650.00	2650.00	2650.00	2650.00	2650.00
TRAIN FARE ECO. 1-100 KM.	P/KM.	0.71	0.71	0.71	0.71	0.71	0.71	0.71	0.71
TRAIN FARE ECO. 101-500 KM.	P/KM.	1.02	1.02	1.02	1.02	1.02	1.02	1.02	1.02
TRAIN FARE ECO. > 500 KM.	P/KM.	0.93	0.93	0.93	0.93	0.93	0.93	0.93	0.93
TRAIN FARE IST SLP. 1-100KM	P/KM.	2.18	2.18	2.18	2.18	2.18	2.18	2.18	2.18
TRAIN FARE IST SLP. 101-500 KM	P/KM.	2.69	2.69	2.69	2.69	2.69	2.69	2.69	2.69
TRAIN FARE IST SLP. > 500 KM	P/KM.	2.07	2.07	2.07	2.07	2.07	2.07	2.07	2.07
TRAIN FARE A/C SLP. 1-100KM.	P/KM.	5.99	5.99	5.99	5.99	5.99	5.99	5.99	5.99
TRAIN FARE A/C SLP. 101-500KM	P/KM.	4.77	4.77	4.77	4.77	4.77	4.77	4.77	4.77
TRAIN FARE A/C SLP > 500KM.	P/KM.	4.32	4.32	4.32	4.32	4.32	4.32	4.32	4.32
PLATFORM TICKET	EACH	10.00	10.00	10.00	10.00	10.00	10.00	10.00	10.00
AUTO RICKSHAW FARES	KM/MIN	60.00	65.00	50.00	30.00	30.00	80.00	35.00	60.00
FULL TONGA CHARGES	KM/MIN	60.00	75.00	80.00	49.38	50.00	56.00	0.00	0.00
TAXI 4 SEATER FARE	KM/MIN	100.00	60.00	100.00	100.00	100.00	50.00	50.00	50.00
BUS FARE MIN (WITHIN CITY)	TICKET	0.00	15.00	0.00	13.00	0.00	0.00	0.00	15.00
BUS FARE MAX (WITHIN CIT	TICKET	0.00	30.00	0.00	25.00	0.00	0.00	0.00	27.50
BUS FARE OUTSIDE CITY	P/KM.	0.96	0.96	0.96	0.96	0.96	0.96	0.96	0.96
A/C BUS FARE OUTSIDE CITY	P/KM.	1.11	1.74	1.63	1.40	1.40	1.40	1.45	2.00
MINIBUS FARE MIN.WITH IN CITY	TICKET	0.00	0.00	0.00	15.00	0.00	0.00	0.00	0.00
MINIBUS FARE MAX.WITH IN CITY	TICKET	0.00	0.00	0.00	29.00	0.00	0.00	0.00	0.00
SUZUKI FARE MIN.WITH IN CITY	TICKET	15.00	15.00	15.00	12.00	0.00	8.00	0.00	15.00

Contd.

7.11 Intercity Consumer Prices November, 2014

Description	Unit	Sialkot	Faisalabad	Jhang	Multan	Muzaffargarh	D.G. Khan	Vehari	Sargodha
SUZUKI FARE MAXIMUM W.IN CITY	TICKET	20.00	27.50	20.00	25.00	0.00	8.00	0.00	20.00
AIR FARE ECONOMY CLASS.	P/KM.	0.00	19.26	0.00	19.26	0.00	0.00	0.00	0.00
POSTAL ENVELOPE DOMESTIC	EACH	8.00	8.00	8.00	8.00	8.00	8.00	8.00	8.00
ENVELOPE FOR SAUDI ARABIA	EACH	50.00	50.00	50.00	50.00	50.00	50.00	50.00	50.00
POSTAL REGISTRATION CHARGES	EACH	28.00	28.00	28.00	28.00	28.00	28.00	28.00	28.00
U.M.S. REG CHARGES MIN.	EACH	58.00	58.00	58.00	58.00	58.00	58.00	59.00	58.00
T.C.S. CH. MIN.WITH IN ZONE	EACH	110.00	110.00	110.00	150.00	150.00	110.00	150.00	150.00
TELEPHONE CHARGES LOCAL CALL	P/CALL	3.94	3.94	3.94	3.94	3.94	3.94	3.94	3.94
TEL CHARGES OUT SIDE CITY	P/CALL	3.94	3.94	3.94	3.94	3.94	3.94	3.94	3.94
INTERNET CHARGES	P/HOUR	25.00	22.50	40.00	17.50	17.50	20.00	50.00	50.00
MOBILE CELL CHARGES	P/UNIT	3.06	3.00	3.00	3.00	4.00	3.00	3.00	3.00
FAX CHARGES (LOCAL)	P/PAGE	10.00	12.50	30.00	10.00	15.00	15.00	20.00	20.00
TELEPHONE SET AV. QLTY	EACH	300.00	475.00	900.00	775.00	450.00	900.00	975.00	825.00
MOBILE SET NOKIA/SONY/ERICSON/SAMSUNG WITHOUT CAMERA	EACH	2600.00	2200.00	2900.00	3200.00	3200.00	2600.00	3200.00	2150.00
T.V. 20" COLORED WEGA H-A21.	EACH	20000.00	24500.00	16500.00	23500.00	23500.00	23500.00	19000.00	22000.00
T.V 20" COLOR CHINA/KORIA)	EACH	13500.00	16350.00	11900.00	14500.00	15000.00	14900.00	6650.00	6850.00
V.C.P. PANASONIC/LG/NAT	EACH	5450.00	5750.00	0.00	5000.00	0.00	5000.00	0.00	0.00
DVD/VCD PLAYER PANASONIC/LG	EACH	4500.00	4000.00	4000.00	4420.00	4200.00	4000.00	4100.00	5500.00
RADIO WITH C.PLAYER NATIONAL	EACH	2250.00	2175.00	1650.00	3333.33	0.00	3000.00	1500.00	4500.00
PERSONNEL COMPUTER (BRANDED)	EACH	35000.00	38820.00	45000.00	48200.00	48200.00	35000.00	40000.00	25000.00
VID. CASSETTE BLK. TDK/SONY	EACH	100.00	150.00	0.00	180.00	170.00	150.00	190.00	165.00
COM. C.D. (TDK/IMATION)	EACH	42.50	67.50	40.00	60.00	50.00	60.00	95.00	45.00
TAPE RECORDER CASSETTE BLANK	EACH	30.00	65.00	60.00	50.00	42.50	40.00	75.00	50.00
VIDEO GAME SEGA 16 BYTE	EACH	1250.00	1500.00	1150.00	1300.00	0.00	1600.00	1050.00	0.00
CINEMA A/C. HIGH CLASS	TICKET	40.00	150.00	0.00	150.00	0.00	0.00	0.00	100.00
CINEMA NON-A/C HIGH CLASS	TICKET	40.00	100.00	50.00	80.00	40.00	35.00	0.00	0.00
CABLE CHARGES	P/MON.	250.00	300.00	300.00	300.00	275.00	350.00	300.00	250.00
TV.LICENCE FEE DOMESTIC	YEARLY	420.00	420.00	420.00	420.00	420.00	420.00	420.00	420.00
ENGLISH BOOK CLASS V1	EACH	77.00	77.00	77.00	77.00	77.00	77.00	77.00	77.00
ENGLISH BOOK CLASS IX OR X	EACH	129.00	129.00	129.00	129.00	129.00	129.00	129.00	129.00
ENG. BOOK IST.YR COMPLETE SET	EACH	82.00	82.00	82.00	82.00	82.00	82.00	82.00	82.00
ENGLISH BOOK BA/B.SC	EACH	178.00	178.00	178.00	178.00	178.00	178.00	178.00	178.00
URDU BOOK CLASS V (T.B.BORD)	EACH	70.00	70.00	70.00	70.00	70.00	70.00	70.00	70.00
URDU BOOK CLASS IX/X(T.B.B)	EACH	137.00	137.00	137.00	137.00	137.00	137.00	137.00	137.00
URDU BOOK IST.YEAR/INTER	EACH	51.00	51.00	51.00	51.00	51.00	51.00	51.00	51.00
URDU BOOK BA/B.SC	EACH	140.00	140.00	140.00	140.00	140.00	140.00	140.00	140.00
MATHS BOOK CALSS V (T.B.B)	EACH	84.00	84.00	84.00	84.00	84.00	84.00	84.00	84.00
MATHS BOOK CLASS IX OR X	EACH	236.00	236.00	236.00	236.00	236.00	236.00	236.00	236.00
MATHS BOOK IST.YEAR (T.B.B)	EACH	156.00	156.00	156.00	156.00	156.00	156.00	156.00	156.00
PAKISTAN STUDIES BOOK BA/B.SC	EACH	125.00	125.00	125.00	125.00	125.00	125.00	125.00	125.00
DAILY "DAWN"	P/COPY	19.00	19.00	19.00	19.00	19.00	19.00	19.00	19.00
DAILY "JANG"	P/COPY	12.00	12.00	12.00	12.00	12.00	12.00	12.00	12.00
DAILY "NAWA-E-WAQT"	P/COPY	12.00	12.00	12.00	12.00	12.00	12.00	12.00	12.00
WEEKLY "AKHBAR-E-JAHAN"	P/COPY	55.00	55.00	55.00	55.00	55.00	55.00	55.00	55.00
WEEKLY "MAG"	P/COPY	45.00	45.00	45.00	45.00	45.00	45.00	45.00	45.00
MONTHLY "NAUNEHAL DIGEST"	P/COPY	35.00	35.00	35.00	35.00	35.00	35.00	35.00	35.00
PAPER FOOLSCAPE (27"x17")	QUIRE	30.00	45.00	55.00	37.50	32.50	27.50	47.50	55.00
EXERCISE.BOOK LINED 80/100 PGS	EACH	80.00	57.50	60.00	32.50	27.50	27.50	42.50	60.00
PENCILGOLDFISH/DEER	EACH	7.00	6.00	6.00	6.50	6.00	6.00	6.00	6.00
PEN INK DOLLOR 57 ML BOTTLE	EACH	25.00	20.00	20.00	20.00	20.00	20.00	20.00	20.00
PHOTOSTATE PAPER 70 GM	PRT	275.00	345.00	325.00	267.50	330.00	360.00	295.00	365.00
BALL PEN (local)	EACH	5.00	5.00	6.00	5.50	6.00	6.00	5.00	7.00
FOUNTAIN PEN HERO/WINGS/CHINA	EACH	40.00	50.00	50.00	45.00	45.00	35.00	50.00	47.50
PRIVATE SCHOOL FEE ENGLISH MEDIUM AVERAGE STANDARD (CLASS I)	P/ MONTH	700.00	1600.00	1275.00	1733.33	687.50	1300.00	1125.00	900.00
PRIVATE SCHOOL FEE ENGLISH MEDIUM AVERAGE STANDARD (CLASS V)	P/ MONTH	800.00	1800.00	1275.00	1808.33	812.50	1350.00	1125.00	1250.00
PRIVATE SCHOOL FEE ENGLISH MEDIUM AVERAGE STANDARD (CLASS VI)	P/ MONTH	900.00	1800.00	1400.00	1866.67	900.00	1400.00	1350.00	1350.00
PRIVATE SCHOOL FEE ENGLISH MEDIUM AVERAGE STANDARD (CLASS X)	P/ MONTH	1000.00	2000.00	1500.00	2200.00	1150.00	2250.00	1425.00	1750.00
PRIVATE MEDICLE COLLEGE FEE MBBS (IST YEAR)	P/ MONTH	0.00	25000.00	0.00	48750.00	0.00	0.00	0.00	0.00
PRIVATE ENGINEERING COLLEGE FEE (ISTR YEAR)	P/ MONTH	0.00	3200.00	0.00	0.00	0.00	0.00	0.00	0.00
GOVT. COLLEGE FEE IST. YEAR	MONTH	50.00	50.00	50.00	50.00	50.00	50.00	50.00	50.00
GOVT. COLLEGE FEE 4TH. YEAR	MONTH	60.00	60.00	60.00	60.00	60.00	60.00	60.00	60.00
GOVT. UNIVERSITY FEE MSC.	MONTH	0.00	70.00	115.00	217.00	217.00	330.00	183.33	80.00
GOVT. MED. COLLEGE FEE MBBS	MONTH	0.00	1250.00	0.00	1250.00	873.00	1250.00	0.00	0.00

Contd.

7.11 Intercity Consumer Prices November, 2014

Description	Unit	Sialkot	Faisalabad	Jhang	Multan	Muzaffargarh	D.G. Khan	Vehari	Sargodha
GOVT. ENGG. COLL. FEE I YEAR	MONTH	0.00	3200.00	0.00	1666.67	500.00	0.00	0.00	600.00
COACHING FEE FOR CLASS IX/X	P/ MONTH	550.00	1200.00	1200.00	800.00	500.00	500.00	1200.00	400.00
COACHING CHARGES FOR CLASS 1ST YEAR/INTER (SCIENCE)	P/ MONTH	1900.00	1700.00	1800.00	1200.00	900.00	1500.00	1800.00	900.00
COACHING CHARGES FOR CLASS 1ST YEAR/INTER (COMMERCE)	P/ MONTH	2400.00	1375.00	1800.00	1133.33	900.00	1000.00	1500.00	600.00
I.T. TUITION FEES	P/ MONTH	0.00	1550.00	1000.00	1133.00	0.00	2000.00	2583.00	1500.00
MBA TUITION FEES	P/ MONTH	0.00	15000.00	0.00	6666.67	0.00	2000.00	2583.00	0.00
BREAD TANDOORI ST. SIZE	EACH	7.00	6.00	6.00	6.00	6.00	5.00	5.00	6.50
COOKED MUTTON (AV. HOTEL)	PLATE	125.00	135.00	140.00	105.00	110.00	95.00	120.00	200.00
COOKED BEEF (AV. HOTEL)	PLATE	62.50	72.50	70.00	70.00	80.00	65.00	70.00	95.00
COOKED DAL (AV. HOTEL)	PLATE	32.50	42.50	60.00	32.50	45.00	35.00	40.00	40.00
CHICKEN BIRYANI FULL/DOUBLE	PLATE	120.00	120.00	180.00	122.50	80.00	85.00	145.00	120.00
TEA PREPARED (ORDINARY)	CUP	15.00	20.00	15.00	20.00	17.50	20.00	15.00	18.50
HAIRCUT CHARGES FOR MEN	P/CUT	50.00	62.50	50.00	58.33	47.50	50.00	65.00	70.00
BEAUTY PORL HAIR STYL CHARGE	P/STY.	160.00	212.50	120.00	192.50	190.00	175.00	262.50	200.00
SHAVING CHARGES	PER SHV	30.00	32.50	25.00	30.00	27.50	30.00	30.00	50.00
LIPSTICK S.MISS/MEDORA	EACH	90.00	110.00	110.00	110.00	110.00	110.00	110.00	110.00
NAIL POLISH S.MISS/MEDORA	EACH	52.50	105.00	100.00	95.00	95.00	55.00	60.00	110.00
PERFUME MED.SIZE MEDORA/BROACH	EACH	180.00	180.00	180.00	120.00	120.00	180.00	180.00	180.00
HAIR-OIL AMLA/CHAMBELI	BOTTLE	100.00	120.00	110.00	110.00	110.00	100.00	110.00	110.00
TOILET SOAP LUX 95 GRAMS	EACH	40.38	40.38	40.38	40.38	40.38	40.38	40.38	40.38
TOILET SOAP LIFEBOUY 140 GRM	EACH	36.00	36.00	36.00	36.00	36.00	36.00	36.00	36.00
TOILET SOAP SAFEGUARD BATH SIZE	EACH	46.00	48.00	48.00	48.00	48.00	48.00	48.00	48.00
TOOTHPASTE MACKLINES 70 GRM	EACH	50.00	50.00	50.00	50.00	50.00	50.00	50.00	50.00
TOOTHPAST MED SIZE CLGATE 70 GMS	EACH	60.67	60.67	60.67	60.67	60.67	60.67	60.67	60.67
TOOTHBRUSH SHEILD A/PLAQUE	EACH	40.00	60.00	55.00	30.00	25.00	35.00	35.00	37.50
TOOTHPOWDER DENTONIC 90 GRM	EACH	25.00	25.00	25.00	28.00	28.00	28.00	25.00	25.00
HAIR-COLOUR BEGIN (6 GMS)	EACH	90.00	90.00	95.00	95.00	95.00	95.00	95.00	95.00
HAIR COLOUR (KALAKOLA)	BOTTLE	120.00	120.00	120.00	120.00	120.00	120.00	120.00	120.00
FACECREAM POND'S (MEDIUM)	EACH	105.00	105.00	110.00	110.00	110.00	110.00	105.00	110.00
TALC POWDER VICE ROAY,B.CAT	EACH	120.00	150.00	130.00	135.00	135.00	135.00	140.00	150.00
BLADE TREET ORDINARY 10'S	PKT.	30.00	30.00	30.00	29.67	30.00	35.00	35.00	40.00
BLADE 7-O-CLOCK STAIN. 5'S	PKT.	30.00	30.00	35.00	30.00	30.00	35.00	30.00	30.00
SHAMPOO SUNSILK/PAINTIN 100 ML	BOTTLE	110.00	110.00	110.00	110.00	110.00	110.00	110.00	110.00
BEAUTY CREAM (FAIR & LOVELY)	EACH	85.00	65.00	155.00	155.00	155.00	115.00	155.00	155.00
HAIR REMOVING CREAM (EU-CREAM)	TUBE	60.00	55.00	60.00	60.00	60.00	60.00	60.00	60.00
GEL MEDIUM SIZE	BOTTLE	65.00	95.00	60.00	90.00	90.00	130.00	60.00	85.00
DISPOSABLE RAZOR GILLET-II	EACH	35.00	37.50	40.00	35.00	35.00	35.00	40.00	40.00
SHAVING CREAM TOUCH-ME/ADM.	EACH	50.00	55.00	60.00	60.00	60.00	60.00	60.00	60.00
GOLD TEZABI 24 CT	10 GM.	39690.00	40470.00	39700.00	40123.67	40294.00	39780.00	39993.50	36941.58
SILVER TEZABI 24 CT	10 GM.	625.00	600.00	630.00	600.00	600.00	600.00	611.00	592.78
ARTIFICIAL JEWELLARY SET	SET	187.50	575.00	350.00	631.25	525.00	450.00	525.00	550.00
WRIST WATCH GENTS CITIZEN (ORIGINAL) ***	EACH	2450.00	4750.00	5000.00	2500.00	2600.00	2500.00	3500.00	7000.00
WRIST WATCH LADIES CITIZEN (ORIGINAL) ***	EACH	2450.00	4750.00	5000.00	2500.00	2500.00	2500.00	3500.00	7000.00
WALL CLOCK QUARTZ AV.QLTY	EACH	310.00	450.00	1000.00	400.00	325.00	450.00	525.00	550.00
SUITCASE REXIN (24"x16"x6")	EACH	692.50	1150.00	800.00	775.00	725.00	1200.00	810.00	1750.00
TRUNK MEDIUM SIZE ***	EACH	1325.00	1450.00	1000.00	1191.67	1225.00	1500.00	962.50	1800.00
PURSE LADIES (LEATHER) AVERAGE QUALITY	EACH	450.00	475.00	900.00	1200.00	1050.00	450.00	512.50	550.00

7.11 Intercity Consumer Prices November, 2014

Description	Unit	Mianwali	Bahawal- pur	Bahawal- nagar	R.Y. Khan	Karachi	Hyder- abad	Nawab- shah	Mirpur- khas
WHEAT	10 KG.	355.00	348.75	335.00	342.50	345.00	350.00	370.00	340.00
WHEAT FLOUR FINE/SUPERIOR.	KG.	45.00	41.50	41.00	40.00	48.62	49.00	43.00	48.00
WHEAT FLOUR AVG. QLTY	KG.	40.00	40.00	38.50	40.00	40.62	42.00	41.00	40.00
WHEAT FLOUR BAG	10 KG.	410.00	400.00	380.00	380.00	433.08	420.00	420.00	400.00
MAIDA	KG.	52.00	50.00	52.50	50.00	53.08	49.25	50.00	48.00
SUJI	KG.	55.00	50.00	52.50	50.00	53.08	50.63	60.00	50.00
BESAN AV. QLTY.	KG.	70.00	80.00	77.50	74.00	83.08	80.00	80.00	70.00
RICE BASMATI SUP. QLTY.	KG.	145.00	135.00	140.00	150.00	173.08	130.00	140.00	125.00
RICE BASMATI 385/386	KG.	100.00	120.00	77.50	90.00	103.08	76.88	85.00	70.00
RICE BASMATI BROKEN AV.QLTY	KG.	80.00	62.50	60.00	80.00	81.54	77.50	70.00	50.00
RICE IRRI-6 (SINDH/PUNJAB)	KG.	60.00	52.50	50.00	40.00	61.54	50.00	43.00	40.00
VERMICELLI	KG.	100.00	75.00	80.00	80.00	81.54	80.00	80.00	85.00
BREAD PLAIN MEDIUM SIZE	EACH	40.00	45.00	40.00	35.00	45.00	44.00	48.00	45.00
RUSK (PAPAY)	KG.	200.00	190.00	190.00	200.00	186.15	160.00	200.00	140.00
BISCUITS-PACKED	PKT	35.00	35.00	35.00	35.00	35.00	35.00	35.00	35.00
BISCUIT-BAKERY (LOOSE)	250 GM	80.00	85.00	70.00	75.00	71.54	63.75	90.00	50.00
CORNFLAKS FAUJI 225 GM.	PKT	166.50	175.50	171.00	176.40	162.00	166.50	225.00	180.00
SAMOSA (VEGATABLE)	EACH	20.00	10.00	20.00	15.00	12.92	10.00	6.00	10.00
PASTRY AV.QLTY.	EACH	30.00	30.00	30.00	30.00	18.62	18.00	20.00	15.00
PATTIES (VEGATABLES)	EACH	30.00	20.00	25.00	25.00	14.62	10.50	6.00	15.00
NIMCO	250 GM	80.00	60.00	80.00	80.00	81.54	52.50	90.00	60.00
CHIPS	250 GM	80.00	70.00	140.00	128.00	96.54	70.00	90.00	60.00
BEEF WITH BONE AV.QLTY.	KG	280.00	265.00	260.00	250.00	346.15	300.00	350.00	240.00
MUTTON AV.QLTY.	KG	500.00	562.50	500.00	500.00	659.23	575.00	550.00	550.00
CHICKEN FARM BROILER (LIVE)	KG	130.00	126.00	128.00	132.00	153.08	145.00	150.00	136.00
FISH-RAHU MEDIUM SIZE	KG	300.00	275.00	320.00	300.00	307.69	300.00	350.00	275.00
MILK FRESH (UNBOILED)	LTR.	60.00	60.00	60.00	60.00	84.00	80.00	80.00	70.00
CURD	KG.	80.00	70.00	75.00	80.00	120.00	106.00	100.00	80.00
MILK TETRA PACK 1/2 LTR.	PKT.	60.00	60.00	60.00	60.00	60.00	50.00	60.00	60.00
LACTOGEN 400 GRAMS	PKT.	425.00	425.00	425.00	425.00	425.00	425.00	415.00	400.00
POWDER MILK NIDO 400GM.	PKT	345.00	350.00	350.00	350.00	350.00	350.00	340.00	325.00
MILK POWDER LOOSE/PACKED	KG.	425.00	475.00	550.00	550.00	540.00	562.50	560.00	480.00
BUTTER LOCAL PACKED	50 GM.	40.00	35.00	21.42	27.00	24.00	27.00	52.00	25.00
EGGS FARM	DOZ	104.00	114.00	110.00	116.00	115.31	116.50	100.00	110.00
MUSTARD OIL AV.QLTY.	KG.	180.00	160.00	180.00	180.00	176.54	160.00	170.00	140.00
COOKING OIL (DALDA)	2.5LTR	540.00	520.00	520.00	530.00	545.00	520.00	520.00	550.00
COOKING OIL (PAKWAN) OTHER BRAND SPECIFY	2.5 LTR	540.00	535.00	520.00	530.00	525.00	520.00	450.00	540.00
VEGETABLE GHEE TIN	2.5KG.	510.00	505.00	505.00	505.00	505.00	505.00	340.00	530.00
VEGETABLE GHEE (LOOSE)	KG.	180.00	160.00	147.50	155.00	161.54	155.00	150.00	180.00
DATES AV.QLTY.	KG.	160.00	190.00	215.00	160.00	232.31	152.50	200.00	90.00
PISTACHIO AV.QLTY.	50 GM.	90.00	105.00	150.00	110.00	146.15	130.00	100.00	90.00
ALMONDS WHOLE AV.QLTY.	KG.	400.00	425.00	600.00	600.00	930.77	575.00	600.00	560.00
COCONUT DRY AV.QLTY.	KG.	360.00	272.50	300.00	280.00	375.38	292.50	220.00	260.00
RAISINS AV.QLTY.	50 GM.	20.00	23.00	17.50	16.00	26.54	20.00	20.00	20.00
GROUNDNUTS (WITH SHELL)	KG.	200.00	230.00	160.00	190.00	306.15	160.00	130.00	120.00
MALTA/MOSAMBI	DOZ	0.00	110.00	80.00	100.00	152.31	120.00	220.00	180.00
KINNU	DOZ	0.00	0.00	0.00	0.00	0.00	0.00	0.00	0.00
APPLE	KG	120.00	105.00	110.00	100.00	106.15	60.00	150.00	90.00
ALOO BUKHARA	KG	0.00	0.00	0.00	0.00	0.00	0.00	0.00	0.00
POMEGRANATE (ANNAR)	KG	160.00	212.50	150.00	150.00	152.31	138.75	200.00	150.00
GRAPES	KG	0.00	0.00	0.00	0.00	0.00	0.00	0.00	0.00
BANANAS	DOZ	50.00	50.00	50.00	60.00	63.08	50.63	50.00	50.00
MANGO KALMI	KG	0.00	0.00	0.00	0.00	0.00	0.00	0.00	0.00
GUAVA	KG	0.00	90.00	80.00	60.00	86.15	50.00	100.00	70.00
WATERMELON (TURBOOZ)	KG	0.00	0.00	0.00	0.00	0.00	0.00	0.00	0.00
MUSKMELON (KHARBOOZA)	KG	0.00	0.00	0.00	0.00	0.00	0.00	0.00	0.00
SWEETMELON (GARMA)	KG	0.00	0.00	0.00	0.00	0.00	0.00	0.00	0.00
PULSE MASOOR (WHOLE)	KG.	130.00	110.00	115.00	110.00	115.85	103.75	100.00	110.00
PULSE MASOOR (WASHED)	KG.	160.00	140.00	117.50	125.00	123.08	126.25	120.00	120.00
PULSE MOONG (WASHED)	KG.	140.00	175.00	147.50	160.00	163.08	162.50	140.00	160.00
PULSE MASH (WASHED)	KG.	165.00	160.00	147.50	160.00	153.08	150.00	140.00	148.00
PULSE GRAM	KG.	75.00	70.00	75.00	70.00	78.08	72.50	80.00	72.00

Contd.

7.11 Intercity Consumer Prices November, 2014

Description	Unit	Mianwali	Bahawal- pur	Bahawal- nagar	R.Y. Khan	Karachi	Hyder- abad	Nawab- shah	Mirpur- khas
GRAM WHOLE BLACK AV QLTY.	KG.	65.00	65.00	70.00	65.00	73.08	72.50	70.00	65.00
GRAM WHOLE YELLOW AV.QLTY	KG.	100.00	130.00	115.00	110.00	126.15	112.50	100.00	95.00
BEANS (LAL LOBIA)	KG.	200.00	150.00	200.00	140.00	153.08	132.50	0.00	120.00
POTATOES	KG	60.00	60.00	60.00	80.00	53.08	53.75	50.00	45.00
ONION	KG	40.00	27.50	25.00	25.00	31.54	28.75	30.00	20.00
TURNIP	KG	0.00	47.50	33.75	30.00	43.08	50.00	40.00	50.00
RADISH	KG	20.00	22.50	20.00	20.00	33.08	40.00	40.00	40.00
TOMATOES	KG	80.00	32.50	40.00	40.00	33.08	21.25	30.00	20.00
CABBAGE	KG	0.00	0.00	0.00	0.00	0.00	0.00	0.00	0.00
CAULIFLOWER	KG	60.00	37.50	35.00	30.00	33.08	52.50	50.00	30.00
BRINJAL	KG	25.00	47.50	40.00	30.00	43.08	32.50	35.00	20.00
PUMPKIN	KG	0.00	0.00	0.00	0.00	0.00	0.00	0.00	0.00
BOTTLEGOURD	KG	30.00	47.50	20.00	24.00	46.15	42.50	40.00	30.00
LADY FINGER	KG	0.00	0.00	0.00	0.00	0.00	0.00	0.00	0.00
PEAS	KG	120.00	135.00	105.00	120.00	146.15	157.50	0.00	100.00
SPINACH	KG	20.00	17.50	20.00	20.00	23.08	32.50	30.00	40.00
TINDA	KG	30.00	52.50	80.00	100.00	43.08	55.00	0.00	80.00
TURAI	KG	30.00	52.50	60.00	80.00	86.15	72.50	40.00	80.00
KARAILA	KG	30.00	62.50	80.00	60.00	66.15	62.50	70.00	80.00
ARVI	KG	40.00	55.00	80.00	80.00	53.08	60.00	80.00	80.00
CHILLIES GREEN	KG	50.00	45.00	50.00	50.00	46.15	40.00	100.00	50.00
CARROT	KG	0.00	50.00	40.00	40.00	43.08	50.00	60.00	50.00
COCUMBER (KHEERA)	KG	30.00	55.00	70.00	50.00	53.08	60.00	60.00	80.00
LEMON	250GM	30.00	17.50	30.00	40.00	46.15	40.00	50.00	40.00
SUGAR REFINED	KG.	58.00	56.00	56.50	55.00	57.23	56.00	57.00	55.00
GUR AV.QLTY	KG.	100.00	67.50	75.00	70.00	91.54	82.50	80.00	75.00
HONEY LANGANESE 500 GM.	BOTTLE	880.00	850.00	850.00	750.00	800.00	700.00	800.00	740.00
MILO 200 GM.	BOTTLE	220.00	220.00	220.00	190.00	210.00	150.00	170.00	209.00
CUSTARD POWDER RAFHAN 300 GM.	PKT	75.00	75.00	75.00	75.00	75.00	70.00	70.00	75.00
TOFFEE (HILAL)	EACH	1.00	1.00	2.00	2.00	1.00	1.00	1.00	1.00
CHOWKELATE CANDY (SMALL SIZE)	EACH	5.00	5.00	5.00	5.00	5.00	5.00	5.00	5.00
SWEETMEAT (MIXED)	KG	300.00	335.00	280.00	330.00	459.23	312.50	350.00	300.00
ICE CREAM WALLS	CUP.	40.00	40.00	40.00	40.00	40.00	40.00	40.00	40.00
ICE	KG	3.00	7.50	10.00	8.00	10.00	10.00	6.00	10.00
JAM AHMED/MITCHELLES	BOTTLE	140.00	130.00	130.00	140.00	131.54	130.00	120.00	120.00
SQUASH-MITCHELLES	BOTTLE	150.00	150.00	150.00	150.00	140.00	150.00	140.00	135.00
ROOH AFZA	BOTTLE	150.00	140.00	140.00	145.00	140.00	140.00	150.00	140.00
JAM-E-SHIREEN	BOTTLE	150.00	150.00	150.00	145.00	145.00	150.00	150.00	145.00
SAUNF	50 GM	15.00	22.00	15.00	14.00	21.54	20.00	20.00	12.00
CINAMON LOOSE AV. QLTY	50 GM.	20.00	20.00	25.00	25.00	26.54	20.50	35.00	25.00
CUMINSEED WHITE NATIONAL	50 GM.	52.00	52.00	54.00	54.00	52.00	52.00	50.00	50.00
PEPPER BLACK NATIONAL	50 GM.	100.00	96.00	96.00	96.00	96.00	96.00	96.00	92.00
CLOVES LOOSE AV.QLTY	50 GM.	94.75	105.00	100.00	90.00	85.00	89.38	90.00	75.00
CARDAMOM LARGE LOOSE AV.QLTY	50 GM.	120.00	127.50	180.00	160.00	166.15	141.25	100.00	150.00
CARDAMOM SMALL AV.QLTY	50 GM.	120.00	115.00	107.50	95.00	156.15	97.50	100.00	60.00
SALT-POWDERED (LAHORI) LOOSE	KG.	10.00	10.00	10.00	10.00	12.00	10.00	8.00	8.00
SALT POWDERED (NATIONAL/SHAN)	PKT	25.00	25.00	25.00	25.00	25.00	25.00	25.00	20.00
CHILLIES POWD.NATIONAL 200GM	PKT	105.00	105.00	105.00	105.00	105.00	105.00	105.00	105.00
CHILLIES POWDER LOOS	KG.	275.00	210.00	280.00	280.00	307.69	280.00	200.00	200.00
CORRIANDER SEED POWD.NATIONAL	PKT	78.00	88.00	78.00	78.00	88.00	88.00	88.00	78.00
CORRIANDER SEED (LOOSE)	KG.	280.00	300.00	280.00	280.00	236.15	210.00	200.00	240.00
TURMERIC POWD.NATIONAL 50GM	PKT.	35.00	35.00	35.00	35.00	35.00	35.00	35.00	35.00
CURRY POWD. NATIONAL 200 GM	PKT.	87.00	87.00	86.00	87.00	86.00	87.00	200.00	86.00
TOMATO KETCHUP AHMED/MITCHL	BOTTLE	80.00	70.00	100.00	120.00	80.00	75.00	100.00	85.00
PICKLES AHMED/MITCHELLES	BOTTLE	100.00	105.00	105.00	110.00	100.00	105.00	95.00	90.00
VINEGAR SYNTHETIC (SIRKA)	BOTTLE	60.00	50.00	90.00	80.00	60.00	50.00	80.00	50.00
GARLIC	KG	125.00	140.00	120.00	120.00	153.08	125.00	160.00	120.00
GINGER	KG	300.00	145.00	180.00	200.00	292.31	250.00	230.00	240.00
TAPAL DANEDAR TEA 200GM PACKET	PKT	113.68	126.32	113.68	113.68	126.32	126.32	126.32	126.32
TEA LIPTON YELLOW LABEL 200GM.	PKT.	128.42	128.42	128.42	128.42	128.42	128.42	128.42	128.42
TEA LOOSE KENYA AV.QLTY 250GM.	PKT.	150.00	142.50	125.00	127.50	126.54	110.00	160.00	140.00
COFFEE-NESCAFE 75 GM. **	BOTTLE	320.00	360.00	355.00	355.00	300.00	300.00	320.00	300.00

Contd.

7.11 Intercity Consumer Prices November, 2014

Description	Unit	Mianwali	Bahawal- pur	Bahawal- nagar	R.Y. Khan	Karachi	Hyder- abad	Nawab- shah	Mirpur- khas
COLD DRINK (STANDARD SIZ)	BOTTLE	25.00	22.00	25.00	25.00	25.00	25.00	20.00	25.00
FRUIT JUICE TETRA PACK	PKT.	20.00	15.00	15.00	15.00	18.00	18.00	15.00	15.00
MINERAL WATER NESTLE 1.5 LTR	BOTTLE	50.00	45.00	50.00	50.00	50.00	45.00	50.00	45.00
CIGARETTES K-2 10'S **	PKT	47.00	45.00	45.00	45.00	45.00	46.00	46.00	50.00
CIGARETTES CAPSTAN 10'S **	PKT	50.00	50.00	50.00	50.00	50.00	50.00	50.00	50.00
CIGARETTES GOLD LEAF 20'S	PKT	100.00	98.00	100.00	100.00	100.00	105.00	100.00	100.00
CIGARETTES MORVEN GOLD 20'S	PKT	50.00	50.00	50.00	50.00	50.00	50.00	50.00	50.00
BETEL LEAVES	50GM.	75.00	105.00	50.00	60.00	80.00	62.50	70.00	60.00
BETEL NUTS	KG.	290.00	355.00	280.00	250.00	266.15	260.00	240.00	260.00
LONG CLOTH 57" GUL AHMED/AL-KARAM	METER	200.00	180.00	270.00	270.00	170.00	210.00	300.00	170.00
SHIRTING AV.QLTY.	METER	150.00	115.00	190.00	200.00	138.08	130.00	200.00	100.00
PANT CLOTH W & WEAR AV.QLTY	METER	400.00	525.00	550.00	500.00	379.62	387.50	450.00	300.00
LAWN PRINTED GUL AHMED/AL-KARAM	METER	200.00	366.00	360.00	360.00	360.00	215.00	360.00	215.00
GEORGETTE AV.QLTY	METER	105.00	110.00	225.00	225.00	114.62	110.00	225.00	130.00
LINEN AV.QLTY ***	METER	140.00	125.00	240.00	240.00	126.15	130.00	150.00	140.00
HEAVY WT SUITING LAWERNCPUR AVG QLTY	METER	950.00	1425.00	1500.00	1300.00	1415.38	1250.00	1400.00	1400.00
HEAVY WT SUITING LAWERNCPUR SUP QLTY	METER	1200.00	2050.00	2000.00	1600.00	1815.38	2250.00	2000.00	1500.00
TROPICAL SUITING LAW.PUR	METER	950.00	1250.00	1400.00	1100.00	1200.00	1100.00	925.00	900.00
PANT BOY 24"/26" LENGTH.	EACH	350.00	462.50	550.00	400.00	424.62	343.75	900.00	300.00
SHIRT BOY 24"/26" LENGTH	EACH	255.00	387.50	400.00	400.00	330.77	300.00	800.00	250.00
SCHOOL UNI. PANT,SHIRT BOYS	SUIT	600.00	725.00	800.00	800.00	496.15	583.33	900.00	600.00
SCHOOL UNI. KAMEEZ,SHAL.BOYS	SUIT	600.00	725.00	800.00	700.00	450.00	583.33	800.00	500.00
SCHOOL UNI. KAMEEZ,SHAL.GIRL	SUIT	650.00	687.50	800.00	750.00	500.00	500.00	900.00	650.00
FROCK W/WEAR GIRLS	EACH	1000.00	2100.00	1500.00	990.00	773.08	983.33	850.00	550.00
AWAMI-SUIT W & W(BOY) 24"/26	SUIT	1200.00	775.00	1400.00	1000.00	796.15	600.00	850.00	700.00
AWAMI-SUIT W&W (GENTS)AV.QLTY	SUIT	1300.00	1150.00	1500.00	1485.00	1292.31	1000.00	1200.00	1000.00
PULLOVER GENTS OXFORD/BON.	EACH	2300.00	2550.00	3080.00	2880.00	2661.54	2410.00	2800.00	2000.00
PULLOVER LADIES OXFORD/BON.	EACH	2300.00	2380.00	2980.00	2795.00	2800.00	2310.00	2500.00	1800.00
PULLOVER (GENTS) OTHERS A.QTY	EACH	800.00	950.00	1400.00	800.00	861.54	900.00	1500.00	600.00
SECOND-HAND COAT FOR MEN	EACH	420.00	1350.00	500.00	425.00	400.00	300.00	350.00	400.00
SECONDHAND SWEETER FOR MEN DUP QLTY	EACH	150.00	425.00	250.00	175.00	250.00	140.00	300.00	300.00
SECONDHAND WINTER JACKET	EACH	300.00	650.00	450.00	325.00	475.00	225.00	450.00	280.00
UNDERWEAR AV.QLTY MEDIUM SIZE	EACH	150.00	110.00	225.00	225.00	159.23	76.88	150.00	70.00
VEST FOR MEN AV.QLTY.	EACH	150.00	187.50	220.00	220.00	166.15	95.00	100.00	60.00
VEST/SHAMEEZ (WOMEN) AVG. QLTY	EACH	150.00	175.00	200.00	175.00	140.00	80.00	300.00	60.00
SOCKS NYLON (PAKISTANI)	PAIR	100.00	115.00	100.00	95.00	76.15	60.00	100.00	50.00
BRASSIER AV.QLTY.	EACH	200.00	160.00	230.00	210.00	179.23	106.25	250.00	125.00
BRASSIER SUP QLTY	EACH	400.00	387.50	595.00	595.00	306.15	195.00	400.00	300.00
DOPATTA GEORGETTE AV.QLTY.	EACH	200.00	337.50	410.00	412.50	243.08	200.00	350.00	300.00
DOPATTA COTTON AV GLTY	EACH	180.00	337.50	400.00	250.00	226.15	150.00	300.00	190.00
CHADDAR (W/WEAR) (2x2.5 MTR)	EACH	300.00	425.00	650.00	450.00	480.77	312.50	1000.00	350.00
LUNGI/DHOTI(COTTON) AVG. QLTY	EACH	295.00	287.50	400.00	300.00	315.38	287.50	300.00	350.00
HANDKERCHIEF AVG. QLTY PAK	EACH	40.00	32.50	50.00	35.00	53.08	27.50	60.00	40.00
HANDKERCHIEF SUP. QLTY PAK	EACH	60.00	77.50	60.00	60.00	86.15	60.00	120.00	65.00
GLOVES AV QLTY	PAIR	115.00	115.00	100.00	95.00	53.08	60.00	80.00	70.00
AZARBAND COTTON AVG. QLTY	EACH	15.00	13.50	15.00	15.00	15.00	11.00	25.00	10.00
SEWING THREAD/REEL(ASLI PARI)	EACH	6.00	5.00	6.00	6.00	7.00	6.00	7.00	5.00
WASHING CHARGES PAINT & SHIRT	SUIT	140.00	125.00	70.00	70.00	63.08	90.00	50.00	60.00
DRY CLEANING SUIT COAT PANT	SUIT	390.00	487.50	350.00	400.00	286.15	246.67	150.00	200.00
WASHING CH. (KAMIZ-SHALWAR)	PAIR	70.00	95.00	60.00	60.00	60.00	56.25	80.00	50.00
TAILORING SHIRT	EACH	300.00	425.00	300.00	400.00	350.00	325.00	350.00	200.00
TAILORING CHARGES PANT (MEN)	EACH	400.00	500.00	500.00	450.00	661.54	525.00	500.00	250.00
TAILORING COAT-PANT SUIT	SUIT	3050.00	5250.00	4000.00	4000.00	4592.31	3450.00	4000.00	3000.00
TAILORING AWAMI-SUIT (MALE)	SUIT	450.00	525.00	450.00	650.00	526.92	475.00	600.00	350.00
TAILORING SUIT FEMALE	SUIT	300.00	500.00	350.00	500.00	480.77	287.50	500.00	350.00
GENTS SHOES PAUL BATA	PAIR	1199.00	1199.00	1199.00	1199.00	1199.00	1199.00	1199.00	1199.00
GENTS SANDAL BATA	PAIR	699.00	699.00	699.00	699.00	699.00	699.00	699.00	699.00
GENTS SPOUNG CHAPPAL BATA	PAIR	179.00	179.00	179.00	179.00	179.00	179.00	179.00	179.00
LADIES SANDAL BATA	PAIR	499.00	499.00	499.00	499.00	499.00	499.00	499.00	499.00
LADIES SPOUNG CHAPPAL BATA	PAIR	179.00	179.00	179.00	179.00	179.00	179.00	179.00	179.00
CHILD SHOE POWER LITE BATA	PAIR	599.00	599.00	599.00	599.00	599.00	599.00	599.00	599.00
GENTS SHOE, ART 1109 SERVICE	PAIR	999.00	999.00	999.00	999.00	999.00	999.00	999.00	999.00

Contd.

7.11 Intercity Consumer Prices November, 2014

Description	Unit	Mianwali	Bahawal- pur	Bahawal- nagar	R.Y. Khan	Karachi	Hyder- abad	Nawab- shah	Mirpur- khas
NYLON JOGGER 27 SIZE 2-5 ***	PAIR	1299.00	1299.00	1299.00	1299.00	1299.00	1299.00	1299.00	1299.00
CHINA FOOT WEAR AV. QLTY (MALE) *	PAIR	400.00	1150.00	500.00	500.00	730.77	550.00	600.00	450.00
CHINA FOOT WEAR AV. QLTY (FEMALE) *	PAIR	400.00	1150.00	400.00	400.00	630.77	400.00	400.00	250.00
CHINA FOOT WEAR AV. QLTY (CHILDREN) *	PAIR	400.00	875.00	400.00	400.00	565.38	400.00	380.00	200.00
SHOE REPAIR HALF SOLE	PAIR	80.00	110.00	100.00	90.00	106.15	80.00	80.00	70.00
SHOES POLISH CHARGES AVERAGE SHOP	PAIR	15.00	20.00	20.00	20.00	20.00	11.00	20.00	12.50
HOUSE RENT (combined)	MONTH	3494.00	6967.00	4238.00	3741.00	9976.00	5475.00	3061.00	4556.00
rent 2	pm	3494.00	6967.00	4238.00	3741.00	9976.00	5475.00	3061.00	4556.00
RENT3	PM	3494.00	6967.00	4238.00	3741.00	9976.00	5475.00	3061.00	4556.00
RENT4	PM	3494.00	6967.00	4238.00	3741.00	9976.00	5475.00	3061.00	4556.00
RENT5	PM	3494.00	6967.00	4238.00	3741.00	9976.00	5475.00	3061.00	4556.00
RENT6	PM	3494.00	6967.00	4238.00	3741.00	9976.00	5475.00	3061.00	4556.00
SYNTHETIC ENEMAL ROBIALAC BALTI 3.64 LTR.	EACH	1700.00	2087.00	2083.00	2085.00	1750.00	1609.50	1580.00	1850.00
SYNTHETIC ENEMAL ICI BALTI 3.64 LTR.	EACH	1950.00	2080.00	2076.00	2076.00	1730.00	2070.00	1890.00	1850.00
CEMENT (LOCAL) SPECIFY BRAND NAME	BAG	500.00	515.00	530.00	500.00	543.08	535.00	545.00	550.00
BRICKS (NEW) 1ST CLASS	P/1000	4800.00	4900.00	4550.00	5500.00	0.00	5000.00	5500.00	4300.00
CEMENT BLOCKS (6"x8"x12")	P/100	0.00	0.00	0.00	0.00	2861.54	0.00	0.00	0.00
BAJREE	100CFT	2500.00	4750.00	5000.00	5500.00	3061.54	2862.50	2200.00	3200.00
SAND (BLACK PIT SAND)	K100CFT	2500.00	2500.00	2100.00	1600.00	0.00	0.00	2000.00	0.00
TIMBER SHESHAM LOG 1ST QUALITY	cubmt.	44000.00	45909.50	56496.00	56494.00	52965.00	38845.00	0.00	0.00
IRON BAR (M.S. BAR) 1/2"	P/TON	82000.00	87250.00	81500.00	78500.00	78646.15	78000.00	75500.00	78000.00
CARPANTER WAGE RATE	P/DAY	800.00	600.00	675.00	700.00	792.31	800.00	900.00	700.00
MASON (RAJ) WAGE RATE	P/DAY	800.00	650.00	675.00	700.00	861.54	800.00	1000.00	700.00
UNSKILLED LABOUR WAGE RATE	P/DAY	400.00	400.00	375.00	400.00	530.77	500.00	450.00	400.00
PLUMBER WAGE RSTE	P/DAY	800.00	600.00	700.00	700.00	761.54	800.00	800.00	700.00
ELECTICIAN WAGE RATE PER DAY **	P/DAY	800.00	0.00	600.00	0.00	700.00	700.00	700.00	0.00
ELECTICIAN WAGE RATE PER POINT **	P/PNT	100.00	95.00	100.00	70.00	159.23	90.00	160.00	100.00
WATER CHARGES PER HOUSE	P/MON.	65.00	60.00	50.00	50.00	117.50	191.00	40.00	40.00
ELECT.CHARGES UPTO 50 UNITS	P/UNIT	2.00	2.00	2.00	2.00	2.00	2.00	2.00	2.00
ELECT.CHARGES 01 - 100 UNIT	P/UNIT	5.79	5.79	5.79	5.79	5.79	5.79	5.79	5.79
ELECT.CHARGES 101 - 300 UNIT	P/UNIT	9.90	9.90	9.90	9.90	9.90	9.90	9.90	9.90
ELECT.CHARGES 301 - 1000 UNIT	P/UNIT	15.63	15.63	15.63	15.63	15.63	15.63	15.63	15.63
ELECT.CHARGES ABOVE 1000 UNIT	P/UNIT	17.71	17.71	17.71	17.71	17.71	17.71	17.71	17.71
ELEC	PM	10.21	10.21	10.21	10.21	10.21	10.21	10.21	10.21
GAS CHRGR upto 3.3719 MMBTU	MMBTU	0.00	124.18	0.00	124.18	124.18	124.18	124.18	124.18
GAS CHRGR 3.3719 - 6.7438 MMBTU	MMBTU	0.00	248.37	0.00	248.37	248.37	248.37	248.37	248.37
GAS CHRGR 6.7438 - 10.1157 MMBTU	MMBTU	0.00	248.37	0.00	248.37	248.37	248.37	248.37	248.37
GAS CHRGR10.1157 - 13.4876 MMBTU	MMBTU	0.00	620.91	0.00	620.91	620.91	620.91	620.91	620.91
GAS	PM	0.00	620.91	0.00	620.91	620.91	620.91	620.91	620.91
GAS	PM	0.00	372.55	0.00	372.55	372.55	372.55	372.55	372.55
KEROSENE OIL	LTR	125.00	109.00	108.00	105.00	117.85	115.00	135.00	112.00
FIREWOOD WHOLE	40 KG.	300.00	565.00	600.00	550.00	533.08	400.00	450.00	400.00
CHAIR SHESHAM WOOD WITH ARMS **	EACH	1800.00	2900.00	2500.00	1400.00	1430.77	900.00	2000.00	1000.00
CHAIR PLASTIC (CHAIRMAN) AVERAGE QUALITY	EACH	800.00	1150.00	800.00	850.00	780.77	650.00	800.00	500.00
TABLE SHESHAM WOOD (4X2X5") ***	EACH	3600.00	7800.00	10000.00	6000.00	6000.00	3616.67	6000.00	2600.00
SOFASET WOODEN WITH FOAM SEAT **	SET	15000.00	27500.00	18000.00	20000.00	16000.00	11166.67	18000.00	12000.00
COT IRON (WITH NIWAR)AV.QLTY.	EACH	1700.00	3900.00	2200.00	2350.00	2000.00	1500.00	2500.00	2000.00
ALMIRAH (STEEL) 6'X3' 20 GUAGE	EACH	8300.00	14500.00	12000.00	7750.00	9307.69	6416.67	10000.00	6500.00
DINNING TABLE 6 CHAIRS A.QLTY	SET	12000.00	29500.00	25000.00	30000.00	14615.38	11500.00	21000.00	11000.00
SINGLE BED WITHOUT FOAM MED.	EACH	4000.00	9250.00	7000.00	6500.00	4500.00	5533.33	6800.00	3500.00
MATRESS SINGLE(4"THICK)	EACH	4500.00	5700.00	5700.00	5700.00	4800.00	4750.00	4800.00	6100.00
FARSHI DARI 12'X9' AV.QLTY	EACH	1500.00	1950.00	1300.00	1300.00	1361.54	866.67	1400.00	800.00
DARI COTTON (6'x2 1/2') AV.QL	EACH	725.00	1550.00	1200.00	450.00	495.00	323.33	700.00	400.00
CARPET PLAIN AV. QLTY	SQFT.	55.00	27.50	42.00	35.00	60.00	36.00	36.00	35.00
QUILT (LIHAF) 3 KG. COTTON	EACH	1000.00	1350.00	1200.00	750.00	1530.77	512.50	900.00	550.00
BLANKET (90" x 54")	EACH	3200.00	4900.00	4000.00	4000.00	2792.31	2400.00	4000.00	1800.00
BEDSHEET SINGLE BED SUP.QLTY	EACH	500.00	1350.00	800.00	450.00	730.77	316.67	700.00	400.00
BED SHEET DOUBLE WITH TWO PILLOW COVERS SUP QLTY	SET	850.00	2150.00	2000.00	1800.00	1292.31	525.00	1300.00	600.00
TOWEL(3'x2') AV. QALTY	EACH	280.00	187.50	300.00	300.00	226.15	180.00	300.00	100.00
CEILING FAN 48" SUPER QLTY **	EACH	3350.00	2550.00	3095.00	2800.00	3400.00	2480.00	3000.00	2500.00
PEDESTAL FAN 22" SUPER QLTY	EACH	3500.00	3775.00	4720.00	3850.00	4400.00	3700.00	3800.00	4000.00
REFG. DAWLENCE 10 CFT. D.DOOR	EACH	28000.00	30500.00	32000.00	30500.00	31100.00	30400.00	27500.00	27000.00

Contd.

7.11 Intercity Consumer Prices November, 2014

Description	Unit	Mianwali	Bahawal- pur	Bahawal- nagar	R.Y. Khan	Karachi	Hyder- abad	Nawab- shah	Mirpur- khas
D-FREEZER WAVES 8 CFT.	EACH	25000.00	30500.00	30500.00	31000.00	28100.00	27900.00	28000.00	28900.00
AIRCONDITIONER 1.5 TON PEL	EACH	41000.00	38500.00	38500.00	41000.00	40000.00	41800.00	41000.00	41800.00
SPLIT AIR CONDITIONER 1.5 TON (SPECIFY BRAND NAME)	EACH	41000.00	45000.00	47000.00	43000.00	44000.00	40000.00	45000.00	46000.00
AIRCOOLER SUPER ASIA	EACH	10000.00	14600.00	14500.00	11000.00	9200.00	8500.00	9000.00	10000.00
WASHING MACHINE SINGER	EACH	15000.00	15700.00	15575.00	14700.00	15600.00	15600.00	14700.00	15600.00
SEWING MACHINE(SINGER)	EACH	5210.00	5250.00	6260.00	6260.00	6200.00	5895.00	5200.00	5860.00
GIZER LARGE SIZE 30 GALLON CAPACITY SUP QLTY	EACH	12500.00	14025.00	15900.00	20900.00	20500.00	21100.00	20000.00	15500.00
GAS BURNER DOUBLE SPFY.BRAND	EACH	1550.00	1750.00	2200.00	1500.00	1861.54	1500.00	1800.00	1400.00
ELECT. IRON PHILIPS MDL.1120	EACH	1600.00	1300.00	2100.00	2100.00	1400.00	1700.00	1600.00	1200.00
ELECTRIC JUICER FOR APPLE	EACH	6375.00	4700.00	6000.00	4500.00	3930.77	3600.00	6000.00	3000.00
S.STEEL DEGHCHI MEDIUM SIZE ***	EACH	525.00	1150.00	570.00	570.00	666.15	450.00	700.00	480.00
ALUMINIUM COOKING PAN (DEGCHI) MED SIZE	EACH	500.00	1050.00	1500.00	1500.00	646.15	450.00	360.00	370.00
NON STICK COOKING PAN (DEGCHI) SUP. QLTY	EACH	800.00	2000.00	1450.00	1450.00	886.15	500.00	1000.00	550.00
FRYING PAN STEEL AVG. QLTY MED. SIZE	EACH	350.00	700.00	570.00	570.00	306.15	200.00	350.00	260.00
TAWA IORN (MEDIUM SIZE) AVG. QLTY	EACH	350.00	325.00	360.00	235.00	265.38	218.75	350.00	250.00
S.STEEL PLATE A.QLTY.(M.SIZE)	EACH	90.00	95.00	75.00	75.00	83.08	40.63	80.00	55.00
TABLE SPOON S.STEEL SUP.QLTY.	DOZEN	300.00	587.50	450.00	360.00	270.00	250.00	320.00	250.00
WATER SET JUG+6 GLASSES (OMROC)	SET	400.00	675.00	450.00	456.00	615.38	350.00	480.00	350.00
TEA SET PAK. CHINAWARE 21 PCS.	SET	1500.00	2300.00	2000.00	2000.00	1624.62	950.00	1700.00	1250.00
DINNER SET PLASTIC 72 PIECES SUPERIOR QLTY	SET	3550.00	7250.00	7800.00	7800.00	5653.85	3000.00	5000.00	2600.00
HOTPOT SET PLASTIC 3 PCS.	SET	1200.00	2050.00	1250.00	1250.00	1311.54	1012.50	1200.00	1000.00
BUCKET(BALTI) PLASTIC MED.SIZ	EACH	250.00	462.50	370.00	220.00	359.23	270.00	700.00	280.00
LOTA PLASTIC (MED SIZE) AVERAGE QUALITY	EACH	60.00	55.00	80.00	50.00	73.08	50.00	60.00	50.00
PRESURE COOKER 4 LTR.	EACH	1225.00	2100.00	1580.00	1580.00	1661.54	900.00	1800.00	850.00
WATER COOLER 9/10 LTR.PLASTIC ***	EACH	750.00	925.00	600.00	480.00	615.38	400.00	800.00	500.00
THERMOS STARVAC 1 LTR	EACH	400.00	600.00	450.00	250.00	365.38	300.00	500.00	350.00
BULB PHILIPS 100-WATTS	EACH	25.00	30.00	30.00	30.00	35.00	30.00	32.00	30.00
TUBE LIGHT PHILIPS 40 WATTS	EACH	100.00	100.00	100.00	100.00	100.00	100.00	110.00	110.00
ELECTRIC BLUBS "0" WATTE LOCAL	EACH	20.00	20.00	25.00	25.00	25.00	25.00	25.00	20.00
ELECTRIC BLUB ENERGY SAVER 14 WATTS	EACH	150.00	175.00	170.00	170.00	170.00	160.00	160.00	110.00
WASHING SOAP 250 GMS SPECIFY BRAND NAME	EACH	35.00	40.00	40.00	40.00	20.00	30.00	35.00	27.00
SURF EXCEL 400 GMS POLY BAG	EACH	125.00	125.00	125.00	125.00	125.00	125.00	125.00	125.00
WASHING POWDER 1000 GRM	EACH	185.00	185.00	185.00	185.00	185.00	185.00	175.00	175.00
WASHING POWDER (WHEEL/ BONUS) 100 GRAMS	EACH	95.00	95.00	95.00	95.00	95.00	95.00	90.00	85.00
CLEANSER POWDER VIM 1000 GM	PKT.	72.22	77.78	72.22	72.22	72.22	72.22	72.22	66.67
FINIS 500 ML	BOTTLE	155.00	237.50	180.00	175.00	160.00	225.00	200.00	125.00
PHNYLE TYPHONE/FINIS/CARRANITE 3 LITRES	BOTTLE	165.00	165.00	150.00	155.00	120.00	120.00	150.00	110.00
HARPIC	BOTTLE	135.00	135.00	135.00	135.00	135.00	135.00	125.00	125.00
BOOT POLISH CHERRY/KIWI 50ML	EACH	100.00	111.11	100.00	100.00	100.00	100.00	100.00	80.00
ROBIN BLUE (35 GRAMS)	PKT.	45.00	45.00	45.00	45.00	35.00	25.67	35.00	30.00
TISSU PAPER PERFUMED 100 PCS.	PKT	110.00	100.00	115.00	95.00	123.08	100.00	100.00	90.00
TOILET PAPER ROLL (R.PETEL)	P/ROLL	35.00	38.00	38.00	38.00	35.00	32.00	40.00	35.00
BOOT POLISH LIQUID CHEERY BLOSSOM KIWI 75 ML	BOTTLE	120.00	140.00	140.00	140.00	130.00	135.00	120.00	120.00
MATCH BOX SMALL	EACH	2.00	2.50	2.00	2.00	2.00	2.00	2.00	2.00
DRY CELL 1.5 VOLT(LOCAL)	EACH	25.00	20.00	30.00	25.00	15.00	15.00	22.00	20.00
HAND STITCHING NEEDLE M.SIZE	PACKET	9.00	10.00	6.00	6.00	6.00	6.00	8.00	5.00
SEWING MACHINE NEEDLE (SINGER)	EACH	5.00	5.00	8.50	8.50	5.00	6.00	8.00	5.00
HOUSEHOLD SERVANT FEMALE P/T	P/MNTH	2000.00	1900.00	1800.00	1000.00	1861.54	950.00	2000.00	600.00
MARRIAGE HALL WITH FURNITURE	P/HEAD	60.00	95.00	105.00	70.00	301.54	95.63	70.00	90.00
SEPTRAN TABLETS	10TAB.	16.00	16.00	16.00	16.00	15.00	15.00	15.00	15.00
BRUFEN TABS 200-MG.	10TAB.	10.00	10.00	10.00	10.00	10.00	10.00	10.00	10.00
PANADOL TAB. EXTRA/PLAIN	10TAB.	10.00	10.00	10.00	10.00	10.00	10.00	10.00	10.00
DISPRIN TAB.	10TAB.	10.00	10.00	10.00	10.00	10.00	10.00	10.00	10.00
TRISIL TAB.	10 TAB	10.00	10.00	10.00	10.00	10.00	10.00	10.00	10.00
FLAGYL TAB. 200 MG.	10TAB.	10.00	10.00	10.00	10.00	10.00	10.00	10.00	10.00
VENTOLIN TAB. 2MG.	10TAB.	9.00	9.00	9.00	9.00	9.00	9.00	9.00	9.00
DAONIL TAB. 5 MG.	10TAB.	17.00	17.00	17.00	17.00	17.00	17.00	17.00	17.00
ENTOX TAB.	10TAB.	10.00	10.00	10.00	10.00	10.00	10.00	10.00	10.00
RENITEC TAB. 5 MG.	10TAB.	59.00	59.00	59.00	59.00	59.00	59.00	59.00	59.00
CAC. 1000 TAB	BOTTLE	122.00	122.00	122.00	122.00	122.00	122.00	122.00	122.00
AMOXIL CAPSOLE 250 MG.S	10CAP.	36.00	36.00	36.00	36.00	36.00	36.00	36.00	36.00
CALCIUM SYRUP SANDOZ	BOTTLE	64.00	64.00	64.00	64.00	64.00	64.00	64.00	64.00

Contd.

7.11 Intercity Consumer Prices November, 2014

Description	Unit	Mianwali	Bahawal- pur	Bahawal- nagar	R.Y. Khan	Karachi	Hyder- abad	Nawab- shah	Mirpur- khas
LEDERPLEX SYRUP	BOTTLE	35.00	35.00	35.00	35.00	35.00	35.00	35.00	35.00
SANCOS SYRUP (50 ML.)	BOTTLE	30.00	30.00	30.00	30.00	30.00	30.00	30.00	30.00
PHENERGAN SYRUP 120 ML.	BOTTLE	33.00	33.00	33.00	33.00	33.00	33.00	33.00	33.00
CALPOL SYRUP 60 ML.	BOTTLE	28.00	28.00	28.00	28.00	28.00	28.00	28.00	28.00
HYDRYLLIN SYRUP 120 ML.	BOTTLE	59.00	65.00	65.00	65.00	65.00	65.00	65.00	65.00
POLYFAX EYE OINTMENT	TUBE	21.00	21.00	21.00	21.00	21.00	21.00	21.00	21.00
BETNESOL EYE DROPS	BOTTLE	33.89	33.89	33.89	33.89	33.89	33.89	33.89	33.89
EAR DROPS (CARDISPORINE) ***	BOTTLE	21.00	21.00	21.00	21.00	21.00	21.00	21.00	21.00
BETNOVATE-N OINTMENT 5 GMS	TUBE	16.00	16.00	16.00	16.00	16.00	16.00	16.00	16.00
BURNOL CREAM 30 GRM	TUBE	16.00	16.00	16.00	16.00	16.00	16.00	16.00	16.00
VICKS VAPORUB/BALM	BOTTLE	36.00	36.00	36.00	36.00	36.00	36.00	36.00	36.00
GLYCRINE SMALL BOTTLE	BOTTLE	25.00	20.00	25.00	20.00	20.00	25.00	25.00	20.00
JOUHAR JOSHANDA	PKT.	6.00	8.00	8.00	8.00	7.00	6.00	6.00	6.00
GALXOS-D (450 GRMS)	PKT.	151.88	168.75	157.50	157.50	157.50	157.50	151.88	151.88
GRYPE-WATER WOODWARDS	BOTTLE	50.00	50.00	50.00	50.00	50.00	50.00	50.00	50.00
SANIPLAST ONE PUTTY	EACH	2.00	2.00	1.50	1.50	2.00	2.00	2.00	1.00
O.R.S. (NIMCOL)	PKT.	15.00	17.00	15.00	15.00	15.00	15.00	15.00	15.00
DETTOL (MEDIUM)	BOTTLE	46.80	46.80	46.80	46.80	46.80	46.80	46.80	46.80
COTTON BANDAGE 2" - 4"	EACH	10.00	7.00	8.00	8.00	8.62	6.00	8.00	15.00
THERMOMETER CHINA	EACH	50.00	45.00	40.00	40.00	40.00	30.00	40.00	40.00
DOCTOR (MBBS) CLINIC FEE	P/PAT.	300.00	200.00	200.00	300.00	100.00	100.00	200.00	100.00
URINE TEST (DR) CHARGES	P/TEST	60.00	90.00	50.00	60.00	100.00	90.00	140.00	70.00
BLOOD TEST (CP) CHARGES	P/TEST	210.00	225.00	120.00	100.00	230.00	212.50	300.00	200.00
SUGAR TEST (RANDOM/FASTING BOTH) CHARGES	P/TEST	120.00	120.00	100.00	150.00	256.15	160.00	240.00	200.00
ECG CHARGES	P/TEST	225.00	175.00	150.00	150.00	265.38	213.13	350.00	200.00
X-RAY (CHEST) CHARGES	P/IX-RAY	300.00	200.00	200.00	250.00	300.00	209.38	400.00	200.00
CAR SUZUKI 800 CC (W/O. A/C)	EACH	625000.00	650800.00	645000.00	640000.00	625000.00	625000.00	625000.00	625000.00
CAR SUZUKI 1000 CC	EACH	1050000.00	1075800.00	1040000.00	1070000.00	1034000.00	1034000.00	1044000.00	1044000.00
CAR TOYOTA 1300 CC	EACH	1441000.00	1643000.00	1570000.00	1620000.00	1682500.00	1561500.00	1568000.00	0.00
CAR HONDA CIVIC	EACH	0.00	0.00	2125000.00	2150000.00	2035000.00	0.00	2033000.00	0.00
MOTORCYCLE HONDA CD-70.	EACH	68500.00	69900.00	69900.00	69900.00	69900.00	69900.00	69000.00	68000.00
MOTORCYCLE YAMAHA 100CC.	EACH	79500.00	80500.00	84500.00	85000.00	78600.00	79300.00	79300.00	0.00
MOTOR CYCLE HERO 70 CC	EACH	44500.00	47500.00	50000.00	48500.00	46000.00	43000.00	44000.00	44500.00
BICYCLE WITH TYRES & TUBES	EACH	7500.00	7350.00	7700.00	7500.00	6000.00	7550.00	9300.00	7500.00
TYRE CAR WITH TUBE GENERAL	EACH	3200.00	3800.00	3000.00	2950.00	3500.00	2800.00	3800.00	3300.00
TYRE MOTOR CYCLE WITHOUT TUBE	EACH	1250.00	1283.00	1300.00	1230.00	1357.69	950.00	1210.00	1250.00
TYRE CYCLE SPECIFY BRAND NAME	EACH	350.00	350.00	350.00	360.00	300.00	325.00	400.00	400.00
TYRE CAR W/O TUBE	EACH	2800.00	4200.00	2800.00	2950.00	2730.77	2700.00	3200.00	3200.00
PETROL SUPER	LITRE	94.19	94.19	94.19	94.19	94.19	94.19	94.19	94.19
HIGH SPEED DIESEL HSD	LITRE	101.21	101.21	101.21	101.21	101.21	101.21	101.21	101.21
CNG	K.G.	0.00	0.00	0.00	71.50	71.50	71.50	0.00	71.50
GAS CYLINDER STAND. SIZE	EACH	1500.00	1495.00	1580.00	1650.00	1320.00	1430.00	1683.00	1500.00
MOTOR CYCLE SERVICE CHARGES	EACH	300.00	225.00	250.00	250.00	350.00	250.00	250.00	250.00
CAR SERVICE CHARGES	EACH	400.00	275.00	250.00	250.00	365.38	350.00	500.00	300.00
TYRE PUNCTURE CHARGES	EACH	50.00	55.00	80.00	50.00	50.00	60.00	60.00	60.00
CYCLE OVERHAULING CHARGES	EACH	350.00	200.00	300.00	150.00	200.00	250.00	275.00	200.00
CAR TAX FOR 800CC TO 1300CC	YEARLY	2650.00	2650.00	2650.00	2650.00	1750.00	1750.00	1750.00	1750.00
TRAIN FARE ECO. 1-100 KM.	P/KM.	0.71	0.71	0.00	0.71	0.71	0.71	0.71	0.71
TRAIN FARE ECO. 101-500 KM.	P/KM.	1.02	1.02	0.00	1.02	1.02	1.02	1.02	1.02
TRAIN FARE ECO. > 500 KM.	P/KM.	0.93	0.93	0.00	0.93	0.93	0.93	0.93	0.93
TRAIN FARE IST SLP. 1-100KM	P/KM.	2.18	2.18	0.00	2.18	2.18	2.18	2.18	2.18
TRAIN FARE IST SLP.101-500 KM	P/KM.	2.69	2.69	0.00	2.69	2.69	2.69	2.69	2.69
TRAIN FARE IST SLP. > 500 KM	P/KM.	2.07	2.07	0.00	2.07	2.07	2.07	2.07	2.07
TRAIN FARE A/C SLP. 1-100KM.	P/KM	5.99	5.99	0.00	5.99	5.99	5.99	5.99	5.99
TRAIN FARE A/C SLP.101-500KM	P/KM.	4.77	4.77	0.00	4.77	4.77	4.77	4.77	4.77
TRAIN FARE A/C SLP > 500KM.	P/KM	4.32	4.32	0.00	4.32	4.32	4.32	4.32	4.32
PLATFORM TICKET	EACH	10.00	10.00	0.00	10.00	10.00	10.00	10.00	10.00
AUTO RICKSHAW FARES	KM/MIN	75.00	80.00	50.00	50.00	75.00	40.00	80.00	60.00
FULL TONGA CHARGES	KM/MIN	75.00	70.00	0.00	0.00	70.00	60.00	35.00	40.00
TAXI 4 SEATER FARE	KM/MIN	50.00	60.00	100.00	100.00	75.00	60.00	100.00	90.00
BUS FARE MIN (WITHIN CITY)	TICKET	0.00	0.00	0.00	0.00	10.00	10.00	0.00	10.00
BUS FARE MAX (WITHIN CIT	TICKET	0.00	0.00	0.00	25.00	15.00	15.00	0.00	15.00

Contd.

7.11 Intercity Consumer Prices November, 2014

Description	Unit	Mianwali	Bahawal- pur	Bahawal- nagar	R.Y. Khan	Karachi	Hyder- abad	Nawab- shah	Mirpur- khas
BUS FARE OUTSIDE CITY	P/KM.	0.96	0.96	0.96	0.96	0.88	0.88	0.88	0.88
A/C BUS FARE OUTSIDE CITY	P/KM.	1.30	1.56	1.40	1.80	1.50	1.50	1.50	1.50
MINIBUS FARE MIN.WITH IN CITY	TICKET	0.00	0.00	0.00	0.00	10.00	10.00	0.00	0.00
MINIBUS FARE MAX.WITH IN CITY	TICKET	0.00	0.00	0.00	0.00	16.00	16.00	0.00	0.00
SUZUKI FARE MIN.WITH IN CITY	TICKET	15.00	10.00	15.00	0.00	10.00	10.00	0.00	10.00
SUZUKI FARE MAXIMUM W.IN CITY	TICKET	25.00	20.00	30.00	0.00	16.54	15.00	0.00	10.00
AIR FARE ECONOMY CLASS.	P/KM.	0.00	0.00	0.00	0.00	19.26	19.26	19.26	0.00
POSTAL ENVELOPE DOMESTIC	EACH	8.00	8.00	8.00	8.00	8.00	8.00	8.00	8.00
ENVELOPE FOR SAUDI ARABIA	EACH	50.00	50.00	50.00	50.00	50.00	50.00	50.00	50.00
POSTAL REGISTRATION CHARGES	EACH	28.00	28.00	28.00	28.00	28.00	28.00	28.00	28.00
U.M.S. REG CHARGES MIN.	EACH	58.00	59.00	58.00	58.00	58.00	59.00	58.00	58.00
T.C.S. CH. MIN.WITH IN ZONE	EACH	110.00	150.00	110.00	150.00	110.00	110.00	110.00	110.00
TELEPHONE CHARGES LOCAL CALL	P/CALL	3.94	3.94	3.94	3.94	3.94	3.94	3.94	3.94
TEL CHARGES OUT SIDE CITY	P/CALL	3.94	3.94	3.94	3.94	3.94	3.94	3.94	3.94
INTERNET CHARGES	P/HOUR	45.00	40.00	27.50	27.50	20.00	25.00	30.00	20.00
MOBILE CELL CHARGES	P/UNIT	3.00	4.50	2.50	3.06	3.00	3.00	3.06	3.00
FAX CHARGES (LOCAL)	P/PAGE	15.00	10.00	17.50	17.50	15.00	20.00	15.00	15.00
TELEPHONE SET AV. QLTY	EACH	525.00	1150.00	825.00	650.00	815.38	500.00	500.00	600.00
MOBILE SET NOKIA/SONY/ERICSON/SAMSUNG WITHOUT CAMERA	EACH	3000.00	5200.00	3650.00	3650.00	2600.00	2200.00	2500.00	2250.00
T.V. 20" COLORED WEGA H-A21.	EACH	23250.00	23800.00	18000.00	17500.00	19500.00	17300.00	18000.00	18000.00
T.V 20" COLOR CHINA/KORIA)	EACH	14250.00	15300.00	13000.00	12000.00	12000.00	10750.00	11000.00	10000.00
V.C.P. PANASONIC/LG/NAT	EACH	6500.00	5500.00	5000.00	0.00	4000.00	5000.00	5000.00	6000.00
DVD/VCD PLAYER PANASONIC/LG	EACH	4500.00	4950.00	5000.00	5500.00	4500.00	3500.00	5000.00	3500.00
RADIO WITH C.PLAYER NATIONAL	EACH	3000.00	2100.00	1800.00	1250.00	2000.00	3500.00	3500.00	1500.00
PERSONNEL COMPUTER (BRANDED)	EACH	43250.00	35000.00	66000.00	50000.00	40000.00	31200.00	58000.00	46000.00
VID. CASSETTE BLK. TDK/SONY	EACH	150.00	200.00	180.00	100.00	140.00	120.00	200.00	120.00
COM. C.D. (TDK/IMATION)	EACH	30.00	45.00	50.00	35.00	50.00	80.00	60.00	50.00
TAPE RECORDER CASSETTE BLANK	EACH	50.00	55.00	50.00	40.00	50.00	60.00	50.00	50.00
VIDEO GAME SEGA 16 BYTE	EACH	1500.00	1650.00	1150.00	1150.00	1400.00	1000.00	1100.00	1800.00
CINEMA A/C. HIGH CLASS	TICKET	0.00	0.00	0.00	0.00	100.00	60.00	0.00	30.00
CINEMA NON-A/C HIGH CLASS	TICKET	0.00	35.00	0.00	30.00	70.00	40.00	50.00	20.00
CABLE CHARGES	P/MON.	250.00	275.00	300.00	250.00	400.00	300.00	250.00	300.00
TV.LICENCE FEE DOMESTIC	YEARLY	420.00	420.00	420.00	420.00	420.00	420.00	420.00	420.00
ENGLISH BOOK CLASS V1	EACH	77.00	77.00	77.00	77.00	35.10	35.10	35.10	35.10
ENGLISH BOOK CLASS IX OR X	EACH	129.00	129.00	129.00	129.00	40.30	40.30	40.30	40.30
ENG. BOOK IST.YR COMPLETE SET	EACH	82.00	82.00	82.00	82.00	118.15	118.15	118.15	118.15
ENGLISH BOOK BA/B.SC	EACH	178.00	178.00	178.00	178.00	150.00	150.00	150.00	150.00
URDU BOOK CLASS V (T.B.BORD)	EACH	70.00	70.00	70.00	70.00	54.10	54.10	54.10	54.10
URDU BOOK CLASS IX/X(T.B.B)	EACH	137.00	137.00	137.00	137.00	50.55	50.55	50.55	50.55
URDU BOOK IST.YEAR/INTER	EACH	51.00	51.00	51.00	51.00	43.30	43.30	43.30	43.30
URDU BOOK BA/B.SC	EACH	140.00	140.00	140.00	140.00	120.00	120.00	120.00	120.00
MATHS BOOK CALSS V (T.B.B)	EACH	84.00	84.00	84.00	84.00	50.90	50.90	50.90	50.90
MATHS BOOK CLASS IX OR X	EACH	236.00	236.00	236.00	236.00	187.20	187.20	187.20	187.20
MATHS BOOK IST.YEAR (T.B.B)	EACH	156.00	156.00	156.00	156.00	112.45	112.45	112.45	112.45
PAKISTAN STUDIES BOOK BA/B.SC	EACH	125.00	125.00	125.00	125.00	125.00	125.00	125.00	125.00
DAILY "DAWN"	P/COPY	19.00	19.00	19.00	19.00	19.00	19.00	19.00	19.00
DAILY "JANG"	P/COPY	12.00	12.00	12.00	12.00	12.00	12.00	12.00	12.00
DAILY "NAWA-E-WAQT"	P/COPY	12.00	12.00	12.00	12.00	12.00	12.00	12.00	12.00
WEEKLY "AKHBAR-E-JAHAN"	P/COPY	55.00	55.00	55.00	55.00	55.00	55.00	55.00	55.00
WEEKLY "MAG"	P/COPY	45.00	45.00	45.00	45.00	45.00	45.00	45.00	45.00
MONTHLY "NAUNEHAL DIGEST"	P/COPY	35.00	35.00	35.00	35.00	35.00	35.00	35.00	35.00
PAPER FOOLSCAPE (27"x17")	QUIRE	45.00	27.50	50.00	50.00	46.54	30.00	27.00	30.00
EXERCISE.BOOK LINED 80/100 PGS	EACH	45.00	70.00	70.00	70.00	31.54	18.00	30.00	15.00
PENCILGOLDFISH/DEER	EACH	6.00	5.00	7.00	7.00	6.00	6.00	6.00	5.00
PEN INK DOLLOR 57 ML BOTTLE	EACH	20.00	20.00	25.00	25.00	20.00	20.00	20.00	25.00
PHOTOSTATE PAPER 70 GM	PRT	310.00	280.00	350.00	350.00	460.00	225.00	360.00	300.00
BALL PEN (local)	EACH	6.00	5.00	8.00	7.00	8.00	6.00	7.00	5.00
FOUNTAIN PEN HERO/WINGS/CHINA	EACH	40.00	45.00	50.00	50.00	40.00	25.00	50.00	20.00
PRIVATE SCHOOL FEE ENGLISH MEDIUM AVG.. STAND. (CLASS I)	P/ MONTH	800.00	2920.00	875.00	1000.00	761.54	912.50	1550.00	500.00
PRIVATE SCHOOL FEE ENGLISH MEDIUM AVG.. STAND. (CLASS V)	P/ MONTH	1000.00	2945.00	1087.50	1400.00	861.54	918.75	1550.00	700.00
PRIVATE SCHOOL FEE ENGLISH MEDIUM AVG.. STAND. (CLASS VI)	P/ MONTH	1300.00	2995.00	1125.00	1500.00	1261.54	862.50	1550.00	800.00
PRIVATE SCHOOL FEE ENGLISH MEDIUM AVG.. STAND. (CLASS X)	P/ MONTH	1800.00	3150.00	1650.00	1700.00	1723.08	1162.50	2000.00	1000.00

Contd.

7.11 Intercity Consumer Prices November, 2014

Description	Unit	Mianwali	Bahawal- pur	Bahawal- nagar	R.Y. Khan	Karachi	Hyder- abad	Nawab- shah	Mirpur- khas
PRIVATE MEDICLE COLLEGE FEE MBBS (1ST YEAR)	P/ MONTH	0.00	0.00	0.00	0.00	54166.66	50000.00	0.00	29166.00
PRIVATE ENGINEERING COLLEGE FEE (ISTR YEAR)	P/ MONTH	0.00	0.00	0.00	0.00	8333.33	0.00	0.00	0.00
GOVT. COLLEGE FEE 1ST. YEAR	MONTH	50.00	50.00	50.00	50.00	45.00	35.00	40.00	35.00
GOVT. COLLEGE FEE 4TH. YEAR	MONTH	60.00	60.00	60.00	60.00	75.00	75.00	67.50	67.50
GOVT. UNIVERSITY FEE MSC.	MONTH	100.00	110.00	110.00	110.00	1300.00	385.00	1550.00	354.17
GOVT. MED. COLLEGE FEE MBBS	MONTH	0.00	1289.00	0.00	1050.00	2417.00	2200.00	2000.00	0.00
GOVT. ENGG. COLL. FEE I YEAR	MONTH	0.00	2000.00	0.00	500.00	1480.00	1000.00	333.33	0.00
COACHING FEE FOR CLASS IX/X	P/ MONTH	1500.00	1500.00	1100.00	500.00	1800.00	500.00	1200.00	500.00
COACHING CHARGES FOR CLASS 1ST YEAR/INTER (SCIENCE)	P/ MONTH	2500.00	1750.00	1500.00	700.00	2000.00	1000.00	1200.00	800.00
COACHING CHARGES FOR CLASS 1ST YEAR/INTER (COMMERCE)	P/ MONTH	1000.00	1500.00	1500.00	600.00	1800.00	600.00	1200.00	600.00
I.T. TUITION FEES	P/ MONTH	0.00	2417.00	0.00	2000.00	3000.00	2000.00	1600.00	0.00
MBA TUITION FEES	P/ MONTH	0.00	2750.00	0.00	4585.00	8153.85	2500.00	0.00	0.00
BREAD TANDOORI ST. SIZE	EACH	6.00	5.00	7.00	6.00	8.31	10.00	7.00	7.00
COOKED MUTTON (AV. HOTEL)	PLATE	140.00	95.00	150.00	150.00	126.15	123.75	150.00	100.00
COOKED BEEF (AV. HOTEL)	PLATE	100.00	65.00	120.00	70.00	71.54	65.00	70.00	70.00
COOKED DAL (AV. HOTEL)	PLATE	40.00	37.50	50.00	52.50	50.00	41.25	60.00	50.00
CHICKEN BIRYANI FULL/DOUBLE	PLATE	140.00	110.00	150.00	120.00	133.08	90.00	100.00	90.00
TEA PREPARED (ORDINARY)	CUP	15.00	15.00	20.00	20.00	15.00	15.00	20.00	25.00
HAIRCUT CHARGES FOR MEN	P/CUT	50.00	95.00	60.00	60.00	66.15	57.50	100.00	50.00
BEAUTY PORL HAIR STYL CHARGE	P/STY.	250.00	390.00	300.00	300.00	380.77	193.75	250.00	150.00
SHAVING CHARGES	PER SHV	30.00	35.00	30.00	30.00	43.08	21.25	50.00	20.00
LIPSTICK S.MISS/MEDORA	EACH	110.00	90.00	120.00	120.00	90.00	110.00	120.00	110.00
NAIL POLISH S.MISS/MEDORA	EACH	95.00	95.00	60.00	60.00	90.00	60.00	95.00	80.00
PERFUME MED.SIZE MEDORA/BROACH	EACH	110.00	200.00	220.00	200.00	186.15	120.00	175.00	190.00
HAIR-OIL AMLA/CHAMBELI	BOTTLE	110.00	110.00	110.00	110.00	115.00	110.00	100.00	110.00
TOILET SOAP LUX 95 GRAMS	EACH	40.38	40.38	40.38	40.38	40.38	40.38	40.38	40.38
TOILET SOAP LIFEBOUY 140 GRM	EACH	36.00	36.00	36.00	36.00	36.00	36.00	36.00	36.00
TOILET SOAP SAFEGUARD BATH SIZE	EACH	48.00	48.00	48.00	48.00	46.00	48.00	48.00	48.00
TOOTHPASTE MACKLINES 70 GRM	EACH	50.00	50.00	50.00	50.00	50.00	50.00	50.00	50.00
TOOTHPAST MED SIZE CLGATE 70 GMS	EACH	60.67	60.67	60.67	60.67	60.67	60.67	60.67	60.67
TOOTHBRUSH SHEILD A/PLAQUE	EACH	50.00	25.00	30.00	25.00	35.00	35.00	40.00	35.00
TOOTHPOWDER DENTONIC 90 GRM	EACH	25.00	28.00	28.00	28.00	25.00	25.00	25.00	25.00
HAIR-COLOUR BEGIN (6 GMS)	EACH	95.00	95.00	95.00	95.00	95.00	95.00	90.00	96.00
HAIR COLOUR (KALAKOLA)	BOTTLE	120.00	130.00	120.00	120.00	120.00	120.00	120.00	120.00
FACECREAM PONDS (MEDIUM)	EACH	105.00	110.00	110.00	110.00	110.00	110.00	110.00	110.00
TALC POWDER VICE ROAY,B.CAT	EACH	120.00	135.00	135.00	150.00	120.00	130.00	130.00	130.00
BLADE TREET ORDINARY 10'S	PKT.	30.00	30.00	35.00	30.00	38.00	35.00	40.00	35.00
BLADE 7-O-CLOCK STAIN. 5'S	PKT.	35.00	30.00	35.00	30.00	35.00	30.00	40.00	30.00
SHAMPOO SUNSILK/PAINTIN 100 ML	BOTTLE	110.00	110.00	110.00	110.00	110.00	110.00	110.00	110.00
BEAUTY CREAM (FAIR & LOVELY)	EACH	155.00	155.00	155.00	155.00	99.00	155.00	155.00	155.00
HAIR REMOVING CREAM (EU-CREAM)	TUBE	65.00	60.00	65.00	60.00	60.00	60.00	60.00	60.00
GEL MEDIUM SIZE	BOTTLE	85.00	100.00	130.00	100.00	60.00	55.00	67.50	55.00
DISPOSABLE RAZOR GILLET-II	EACH	40.00	40.00	45.00	40.00	35.00	40.00	35.00	35.00
SHAVING CREAM TOUCH-ME/ADM.	EACH	60.00	65.00	65.00	60.00	60.00	55.00	55.00	55.00
GOLD TEZABI 24 CT	10 GM.	41600.00	40536.00	39780.00	40022.00	40294.00	40928.00	42000.00	40291.00
SILVER TEZABI 24 CT	10 GM.	700.00	600.00	622.00	596.00	581.54	592.00	640.00	574.00
ARTIFICIAL JEWELLARY SET	SET	900.00	725.00	1000.00	300.00	1261.54	400.00	1700.00	350.00
WRIST WATCH GENTS CITIZEN (ORIGINAL) ***	EACH	4100.00	7200.00	3200.00	3000.00	2000.00	3100.00	3750.00	2500.00
WRIST WATCH LADIES CITIZEN (ORIGINAL) ***	EACH	4100.00	7000.00	3200.00	3000.00	2000.00	3050.00	3750.00	2500.00
WALL CLOCK QUARTZ AV.QLTY	EACH	600.00	1100.00	600.00	500.00	400.00	312.50	500.00	350.00
SUITCASE REXIN (24"x16"x6")	EACH	1000.00	1600.00	1500.00	1200.00	1061.54	750.00	1600.00	800.00
TRUNK MEDIUM SIZE ***	EACH	1990.00	1800.00	1400.00	1200.00	1592.31	1050.00	1600.00	1000.00
PURSE LADIES (LEATHER) AVERAGE QUALITY	EACH	700.00	1100.00	1200.00	1100.00	761.54	375.00	800.00	500.00

7.11 Intercity Consumer Prices November, 2014

Description	Unit	Mithi	Sukkar	Larkana	Dadu	Peshawar	Mardan	Abbotta- bad	Bannu
WHEAT	10 KG.	340.00	340.00	312.50	340.00	390.00	370.00	425.00	350.00
WHEAT FLOUR FINE/SUPERIOR.	KG.	47.25	41.00	40.00	45.00	45.83	43.50	50.00	44.00
WHEAT FLOUR AVG. QLTY	KG.	40.00	39.00	38.00	40.00	41.83	42.00	45.00	41.00
WHEAT FLOUR BAG	10 KG.	400.00	385.00	380.00	400.00	402.08	405.00	427.50	415.00
MAIDA	KG.	55.00	50.00	45.50	50.00	55.42	55.00	56.25	65.00
SUJI	KG.	58.00	55.00	47.50	50.00	55.83	55.00	56.25	55.00
BESAN AV. QLTY.	KG.	72.00	85.00	80.00	80.00	81.25	85.00	80.00	80.00
RICE BASMATI SUP. QLTY.	KG.	130.00	150.00	140.00	140.00	139.17	142.50	150.00	127.50
RICE BASMATI 385/386	KG.	72.00	85.00	75.00	90.00	118.33	117.50	120.00	122.50
RICE BASMATI BROKEN AV.QLTY	KG.	65.00	75.00	80.00	70.00	77.50	85.00	90.00	51.00
RICE IRRI-6 (SINDH/PUNJAB)	KG.	42.00	52.50	32.00	40.00	48.75	50.00	52.50	52.50
VERMICELLI	KG.	85.00	80.00	70.00	70.00	74.17	80.00	85.00	70.00
BREAD PLAIN MEDIUM SIZE	EACH	45.00	50.00	40.00	45.00	35.00	35.00	35.00	35.00
RUSK (PAPAY)	KG.	150.00	230.00	200.00	240.00	173.33	200.00	150.00	140.00
BISCUITS-PACKED	PKT	35.00	35.00	35.00	35.00	35.00	35.00	35.00	35.00
BISCUIT-BAKERY (LOOSE)	250 GM	50.00	60.00	100.00	60.00	65.83	57.50	50.00	52.50
CORNFLAKS FAUJI 225 GM.	PKT	180.00	176.40	180.00	166.50	171.00	207.00	166.50	110.00
SAMOSAS (VEGATABLE)	EACH	8.00	11.00	12.00	15.00	6.67	8.00	10.00	17.50
PASTRY AV.QLTY.	EACH	10.00	12.50	37.50	20.00	24.17	30.00	17.50	20.00
PATTIES (VEGATABLES)	EACH	10.00	12.50	18.00	10.00	23.33	22.50	20.00	30.00
NIMCO	250 GM	60.00	70.00	60.00	50.00	53.33	60.00	60.00	50.00
CHIPS	250 GM	60.00	75.00	80.00	60.00	56.67	50.00	80.00	85.00
BEEF WITH BONE AV.QLTY.	KG	0.00	290.00	290.00	280.00	274.17	270.00	257.50	270.00
MUTTON AV.QLTY.	KG	500.00	522.50	600.00	560.00	589.17	495.00	500.00	480.00
CHICKEN FARM BROILER (LIVE)	KG	146.00	135.00	140.00	170.00	136.00	140.00	130.00	168.00
FISH-RAHU MEDIUM SIZE	KG	300.00	300.00	275.00	340.00	250.00	230.00	210.00	290.00
MILK FRESH (UNBOILED)	LTR.	60.00	75.00	80.00	70.00	72.50	72.50	72.50	72.50
CURD	KG.	78.00	90.00	95.00	100.00	79.58	82.50	80.00	82.50
MILK TETRA PACK 1/2 LTR.	PKT.	60.00	60.00	60.00	60.00	50.00	50.00	70.00	56.00
LACTOGEN 400 GRAMS	PKT.	400.00	425.00	425.00	425.00	425.00	425.00	425.00	425.00
POWDER MILK NIDO 400GM.	PKT	325.00	350.00	350.00	350.00	350.00	350.00	350.00	350.00
MILK POWDER LOOSE/PACKED	KG.	480.00	480.00	450.00	365.00	593.33	560.00	516.67	540.00
BUTTER LOCAL PACKED	50 GM.	25.00	27.50	27.00	30.00	25.00	25.00	25.00	40.00
EGGS FARM	DOZ	120.00	118.00	110.00	110.00	117.50	110.00	114.00	120.00
MUSTARD OIL AV.QLTY.	KG.	150.00	147.50	200.00	160.00	221.67	210.00	250.00	180.00
COOKING OIL (DALDA)	2.5LTR	550.00	545.00	530.00	520.00	540.00	540.00	535.00	540.00
COOKING OIL (PAKWAN) OTHER BRAND SPECIFY	2.5 LTR	540.00	545.00	420.00	520.00	396.67	436.00	420.00	470.00
VEGETABLE GHEE TIN	2.5KG.	530.00	525.00	520.00	520.00	505.00	505.00	510.00	510.00
VEGETABLE GHEE (LOOSE)	KG.	180.00	160.00	130.00	130.00	161.67	162.50	170.00	165.00
DATES AV.QLTY.	KG.	80.00	230.00	165.00	200.00	188.33	140.00	220.00	207.50
PISTACHIO AV.QLTY.	50 GM.	95.00	150.00	140.00	100.00	79.17	90.00	90.00	75.00
ALMONDS WHOLE AV.QLTY.	KG.	540.00	1000.00	1050.00	610.00	691.67	650.00	400.00	475.00
COCONUT DRY AV.QLTY.	KG.	260.00	300.00	280.00	340.00	296.67	290.00	300.00	240.00
RAISINS AV.QLTY.	50 GM.	15.00	27.50	20.00	25.00	23.33	17.50	19.00	12.50
GROUNDNUTS (WITH SHELL)	KG.	125.00	240.00	170.00	150.00	166.67	155.00	200.00	140.00
MALTA/MOSAMBI	DOZ	185.00	120.00	70.00	150.00	0.00	0.00	0.00	140.00
KINNU	DOZ	0.00	0.00	0.00	0.00	0.00	0.00	0.00	0.00
APPLE	KG	90.00	80.00	80.00	100.00	115.00	90.00	90.00	125.00
ALOO BUKHARA	KG	0.00	0.00	0.00	0.00	0.00	0.00	0.00	0.00
POMEGRANATE (ANNAR)	KG	170.00	125.00	180.00	200.00	158.33	130.00	150.00	190.00
GRAPES	KG	0.00	0.00	0.00	0.00	0.00	0.00	0.00	0.00
BANANAS	DOZ	50.00	45.00	45.00	30.00	59.17	70.00	62.50	55.00
MANGO KALMI	KG	0.00	0.00	0.00	0.00	0.00	0.00	0.00	0.00
GUAVA	KG	80.00	0.00	0.00	0.00	85.00	65.00	55.00	60.00
WATERMELON (TURBOOZ)	KG	0.00	0.00	0.00	0.00	0.00	0.00	0.00	0.00
MUSKMELON (KHARBOOZA)	KG	0.00	0.00	0.00	0.00	0.00	0.00	0.00	0.00
SWEETMELON (GARMA)	KG	0.00	0.00	0.00	0.00	0.00	0.00	0.00	0.00
PULSE MASOOR (WHOLE)	KG.	120.00	110.00	110.00	120.00	130.00	125.00	120.00	132.50
PULSE MASOOR (WASHED)	KG.	120.00	140.00	122.50	120.00	126.67	125.00	120.00	130.00
PULSE MOONG (WASHED)	KG.	165.00	155.00	160.00	160.00	153.33	145.00	172.50	160.00
PULSE MASH (WASHED)	KG.	150.00	150.00	150.00	160.00	156.67	165.00	165.00	150.00
PULSE GRAM	KG.	70.00	75.00	77.50	80.00	79.17	80.00	75.00	70.00
GRAM WHOLE BLACK AV QLTY.	KG.	60.00	82.50	90.00	80.00	91.67	90.00	75.00	52.50

Contd.

7.11 Intercity Consumer Prices November, 2014

Description	Unit	Mithi	Sukkar	Larkana	Dadu	Peshawar	Mardan	Abbotta- bad	Bannu
GRAM WHOLE YELLOW AV.QLTY	KG.	105.00	120.00	115.00	100.00	104.17	105.00	100.00	95.00
BEANS (LAL LOBIA)	KG.	125.00	150.00	140.00	140.00	121.67	115.00	155.00	107.50
POTATOES	KG	45.00	50.00	55.00	50.00	69.17	65.00	62.50	60.00
ONION	KG	20.00	27.50	30.00	25.00	41.67	30.00	38.75	30.00
TURNIP	KG	55.00	30.00	30.00	35.00	35.83	27.50	25.00	30.00
RADISH	KG	45.00	30.00	22.50	30.00	22.50	22.50	20.00	30.00
TOMATOES	KG	20.00	35.00	40.00	30.00	48.33	45.00	40.00	37.50
CABBAGE	KG	0.00	0.00	0.00	0.00	0.00	0.00	0.00	0.00
CAULIFLOWER	KG	30.00	50.00	40.00	30.00	43.33	45.00	40.00	50.00
BRINJAL	KG	25.00	20.00	20.00	20.00	50.00	22.50	40.00	40.00
PUMPKIN	KG	0.00	0.00	0.00	0.00	0.00	0.00	0.00	0.00
BOTTLEGOURD	KG	30.00	45.00	40.00	30.00	60.00	50.00	60.00	32.50
LADY FINGER	KG	0.00	0.00	0.00	0.00	0.00	0.00	0.00	0.00
PEAS	KG	120.00	130.00	120.00	140.00	112.50	110.00	65.00	120.00
SPINACH	KG	40.00	20.00	20.00	20.00	28.33	17.50	20.00	30.00
TINDA	KG	75.00	55.00	0.00	25.00	56.67	55.00	50.00	40.00
TURAI	KG	80.00	55.00	60.00	40.00	63.33	55.00	0.00	60.00
KARAILA	KG	80.00	60.00	52.50	40.00	75.00	45.00	65.00	70.00
ARVI	KG	80.00	70.00	0.00	60.00	53.33	45.00	46.67	50.00
CHILLIES GREEN	KG	50.00	40.00	35.00	40.00	88.33	75.00	95.00	100.00
CARROT	KG	60.00	50.00	65.00	55.00	71.67	55.00	60.00	25.00
COCUMBER (KHEERA)	KG	80.00	42.50	50.00	60.00	55.00	50.00	60.00	60.00
LEMON	250GM	45.00	30.00	110.00	40.00	25.00	20.00	20.00	30.00
SUGAR REFINED	KG.	55.00	55.00	54.50	55.00	59.00	59.00	60.00	57.00
GUR AV.QLTY	KG.	78.00	70.00	72.50	80.00	89.83	81.25	100.00	92.50
HONEY LANGANESE 500 GM.	BOTTLE	740.00	750.00	820.00	720.00	860.00	860.00	850.00	350.00
MILO 200 GM.	BOTTLE	190.00	206.00	200.00	200.00	170.00	170.00	200.00	200.00
CUSTARD POWDER RAFHAN 300 GM.	PKT	75.00	75.00	70.00	75.00	75.00	75.00	75.00	75.00
TOFFEE (HILAL)	EACH	1.00	1.00	2.00	1.00	1.50	1.50	1.00	1.00
CHOWKELATE CANDY (SMALL SIZE)	EACH	5.00	5.00	5.00	5.00	5.00	5.00	5.00	5.00
SWEETMEAT (MIXED)	KG	300.00	380.00	440.00	350.00	271.67	250.00	230.00	180.00
ICE CREAM WALLS	CUP.	40.00	40.00	40.00	40.00	40.00	40.00	40.00	40.00
ICE	KG	10.00	8.00	15.00	10.00	11.67	15.00	8.00	12.00
JAM AHMED/MITCHELLES	BOTTLE	120.00	130.00	120.00	125.00	135.00	140.00	130.00	110.00
SQUASH-MITCHELLES	BOTTLE	135.00	150.00	135.00	135.00	150.00	150.00	150.00	140.00
ROOH AFZA	BOTTLE	140.00	140.00	140.00	140.00	140.00	140.00	140.00	145.00
JAM-E-SHIREEN	BOTTLE	145.00	145.00	140.00	140.00	145.00	145.00	145.00	145.00
SAUNF	50 GM	16.00	20.00	20.00	20.00	20.00	17.50	20.00	15.00
CINAMON LOOSE AV. QLTY	50 GM.	25.00	20.00	20.00	20.00	20.00	20.00	27.50	30.00
CUMINSEED WHITE NATIONAL	50 GM.	50.00	52.00	50.00	54.00	54.00	54.00	52.00	52.00
PEPPER BLACK NATIONAL	50 GM.	92.00	96.00	96.00	96.00	96.00	96.00	96.00	96.00
CLOVES LOOSE AV.QLTY	50 GM.	85.00	90.00	90.00	90.00	113.33	120.00	125.00	100.00
CARDAMOM LARGE LOOSE AV.QLTY	50 GM.	150.00	130.00	150.00	160.00	190.00	180.00	140.00	90.00
CARDAMOM SMALL AV.QLTY	50 GM.	65.00	100.00	100.00	90.00	125.00	110.00	115.00	120.00
SALT-POWDERED (LAHORI) LOOSE	KG.	10.00	9.00	10.00	10.00	10.00	10.00	10.00	8.00
SALT POWDERED (NATIONAL/SHAN)	PKT	20.00	25.00	25.00	25.00	25.00	25.00	25.00	20.00
CHILLIES POWD.NATIONAL 200GM	PKT	105.00	105.00	105.00	105.00	105.00	105.00	105.00	105.00
CHILLIES POWDER LOOS	KG.	200.00	250.00	225.00	280.00	233.33	240.00	290.00	270.00
CORRIANDER SEED POWD.NATIONAL	PKT	78.00	88.00	78.00	88.00	78.00	78.00	88.00	77.00
CORRIANDER SEED (LOOSE)	KG.	240.00	200.00	220.00	240.00	228.33	250.00	280.00	280.00
TURMERIC POWD.NATIONAL 50GM	PKT.	35.00	35.00	35.00	35.00	35.00	35.00	35.00	35.00
CURRY POWD. NATIONAL 200 GM	PKT.	86.00	128.00	33.00	86.00	87.00	87.00	87.00	86.00
TOMATO KETCHUP AHMED/MITCHL	BOTTLE	85.00	80.00	80.00	90.00	91.67	90.00	80.00	70.00
PICKLES AHMED/MITCHELLES	BOTTLE	90.00	110.00	110.00	125.00	110.00	120.00	100.00	100.00
VINEGAR SYNTHETIC (SIRKA)	BOTTLE	55.00	90.00	85.00	85.00	78.33	60.00	75.00	40.00
GARLIC	KG	130.00	120.00	105.00	120.00	151.67	140.00	105.00	150.00
GINGER	KG	250.00	200.00	200.00	280.00	297.50	220.00	210.00	380.00
TAPAL DANEDAR TEA 200GM PACKET	PKT	126.32	126.32	126.32	126.32	126.32	126.32	126.32	126.32
TEA LIPTON YELLOW LABEL 200GM.	PKT.	128.42	124.21	128.42	124.21	128.42	128.42	124.21	124.21
TEA LOOSE KENYA AV.QLTY 250GM.	PKT.	140.00	120.00	125.00	135.00	127.50	120.00	150.00	122.50
COFFEE-NESCAFE 75 GM. **	BOTTLE	300.00	320.00	345.00	360.00	300.00	300.00	330.00	280.00
COLD DRINK (STANDARD SIZ)	BOTTLE	25.00	25.00	25.00	25.00	25.00	25.00	21.25	25.00
FRUIT JUICE TETRA PACK	PKT.	15.00	15.00	15.00	15.00	15.00	15.00	17.50	17.50

Contd.

7.11 Intercity Consumer Prices November, 2014

Description	Unit	Mithi	Sukkar	Larkana	Dadu	Peshawar	Mardan	Abbotta- bad	Bannu
MINERAL WATER NESTLE 1.5 LTR	BOTTLE	45.00	45.00	45.00	50.00	45.00	45.00	46.25	47.50
CIGARETTES K-2 10'S **	PKT	50.00	45.00	45.00	46.00	45.00	45.00	45.00	45.00
CIGARETTES CAPSTAN 10'S **	PKT	50.00	45.00	50.00	48.00	50.00	50.00	50.00	50.00
CIGARETTES GOLD LEAF 20'S	PKT	100.00	96.00	97.50	100.00	100.00	100.00	100.00	100.00
CIGARETTES MORVEN GOLD 20'S	PKT	50.00	45.00	50.00	48.00	50.00	50.00	50.00	50.00
BETEL LEAVES	50GM.	65.00	60.00	65.00	100.00	70.00	90.00	60.00	72.50
BETEL NUTS	KG.	265.00	330.00	220.00	300.00	433.33	425.00	270.00	290.00
LONG CLOTH 57" GUL AHMED/AL-KARAM	METER	170.00	230.00	195.00	230.00	300.00	300.00	195.00	165.00
SHIRTING AV.QLTY.	METER	100.00	120.00	130.00	130.00	283.33	287.50	152.50	140.00
PANT CLOTH W & WEAR AV.QLTY	METER	300.00	450.00	350.00	300.00	375.00	350.00	375.00	595.00
LAWN PRINTED GUL AHMED/AL-KARAM	METER	220.00	375.00	333.00	230.00	340.00	290.00	300.00	177.50
GEORGETTE AV.QLTY	METER	140.00	150.00	130.00	100.00	110.00	110.00	80.00	97.50
LINEN AV.QLTY ***	METER	150.00	140.00	175.00	120.00	155.00	165.00	125.00	141.25
HEAVY WT SUITING LAWERNCPUR AVG QLTY	METER	1400.00	1250.00	1100.00	900.00	2250.00	2050.00	1200.00	850.00
HEAVY WT SUITING LAWERNCPUR SUP QLTY	METER	1500.00	1500.00	1300.00	1300.00	2500.00	2500.00	2500.00	950.00
TROPICAL SUITING LAW.PUR	METER	900.00	1000.00	900.00	750.00	1400.00	1400.00	1100.00	680.00
PANT BOY 24"/26" LENGTH.	EACH	325.00	400.00	325.00	500.00	500.00	550.00	625.00	675.00
SHIRT BOY 24"/26" LENGTH	EACH	250.00	400.00	320.00	400.00	341.67	335.00	625.00	315.00
SCHOOL UNI. PANT,SHIRT BOYS	SUIT	650.00	600.00	500.00	540.00	737.50	750.00	630.00	700.00
SCHOOL UNI. KAMEEZ,SHAL.BOYS	SUIT	500.00	600.00	520.00	475.00	666.67	650.00	800.00	650.00
SCHOOL UNI. KAMEEZ,SHAL.GIRL	SUIT	680.00	600.00	520.00	540.00	816.67	850.00	670.00	650.00
FROCK W/WEAR GIRLS	EACH	400.00	900.00	480.00	630.00	1000.00	950.00	1050.00	725.00
AWAMI-SUIT W & W(BOY) 24"/26	SUIT	700.00	900.00	570.00	685.00	976.67	912.50	1050.00	750.00
AWAMI-SUIT W&W (GENTS)AV.QLTY	SUIT	800.00	1000.00	820.00	960.00	1616.67	1450.00	1900.00	1750.00
PULLOVER GENTS OXFORD/BON.	EACH	2000.00	2200.00	2085.00	2800.00	3188.33	3187.50	2895.00	2750.00
PULLOVER LADIES OXFORD/BON.	EACH	1800.00	2000.00	1800.00	2400.00	2830.00	2840.00	2895.00	2750.00
PULLOVER (GENTS) OTHERS A.QTY	EACH	700.00	800.00	700.00	600.00	1016.67	975.00	1955.00	1300.00
SECOND-HAND COAT FOR MEN	EACH	525.00	400.00	375.00	300.00	608.33	525.00	525.00	300.00
SECONDHAND SWEETER FOR MEN DUP QLTY	EACH	325.00	225.00	275.00	200.00	841.67	850.00	375.00	200.00
SECONDHAND WINTER JACKET	EACH	260.00	400.00	425.00	250.00	791.67	950.00	500.00	175.00
UNDERWEAR AV.QLTY MEDIUM SIZE	EACH	70.00	90.00	140.00	60.00	115.00	90.00	150.00	87.50
VEST FOR MEN AV.QLTY.	EACH	60.00	100.00	95.00	100.00	132.50	110.00	150.00	77.50
VEST/SHAMEEZ (WOMEN) AVG. QLTY	EACH	65.00	120.00	140.00	140.00	162.50	130.00	200.00	127.50
SOCKS NYLON (PAKISTANI)	PAIR	50.00	90.00	82.50	50.00	97.50	85.00	77.50	62.50
BRASSIER AV.QLTY.	EACH	80.00	120.00	180.00	100.00	121.67	110.00	85.00	150.00
BRASSIER SUP QLTY	EACH	300.00	300.00	280.00	200.00	236.67	190.00	190.00	220.00
DOPATTA GEORGETTE AV.QLTY.	EACH	300.00	225.00	300.00	250.00	260.00	260.00	387.50	240.00
DOPATTA COTTON AV GLTY	EACH	200.00	175.00	220.00	200.00	225.00	235.00	250.00	265.00
CHADDAR (W/WEAR) (2x2.5 MTR)	EACH	300.00	275.00	520.00	350.00	1016.67	950.00	487.50	450.00
LUNG/DHOTI(COTTON) AVG. QLTY	EACH	310.00	250.00	480.00	250.00	275.00	300.00	350.00	380.00
HANDKERCHIEF AVG. QLTY PAK	EACH	40.00	50.00	50.00	45.00	27.50	27.50	30.00	20.00
HANDKERCHIEF SUP. QLTY PAK	EACH	60.00	77.50	75.00	120.00	51.67	45.00	45.00	37.50
GLOVES AV QLTY	PAIR	60.00	70.00	55.00	50.00	110.00	110.00	80.00	52.50
AZARBAND COTTON AVG. QLTY	EACH	8.00	20.00	22.50	15.00	26.67	25.00	11.00	15.00
SEWING THREAD/REEL(ASLI PARI)	EACH	5.00	7.00	7.00	7.00	8.50	8.50	6.00	5.00
WASHING CHARGES PAINT & SHIRT	SUIT	50.00	55.00	60.00	40.00	200.00	110.00	50.00	70.00
DRY CLEANING SUIT COAT PANT	SUIT	200.00	250.00	270.00	160.00	383.33	325.00	350.00	250.00
WASHING CH. (KAMIZ-SHALWAR)	PAIR	50.00	50.00	50.00	30.00	76.67	65.00	50.00	60.00
TAILORING SHIRT	EACH	250.00	400.00	350.00	200.00	483.33	425.00	300.00	300.00
TAILORING CHARGES PANT (MEN)	EACH	250.00	600.00	500.00	300.00	1250.00	775.00	700.00	900.00
TAILORING COAT-PANT SUIT	SUIT	3000.00	4000.00	3200.00	3200.00	5166.67	4250.00	4200.00	2750.00
TAILORING AWAMI-SUIT (MALE)	SUIT	300.00	550.00	575.00	475.00	608.33	575.00	500.00	500.00
TAILORING SUIT FEMALE	SUIT	300.00	550.00	575.00	250.00	525.00	475.00	300.00	450.00
GENTS SHOES PAUL BATA	PAIR	1199.00	1199.00	1199.00	1199.00	1199.00	1199.00	1199.00	1199.00
GENTS SANDAL BATA	PAIR	699.00	699.00	699.00	699.00	699.00	699.00	699.00	699.00
GENTS SPOUNG CHAPPAL BATA	PAIR	179.00	179.00	179.00	179.00	179.00	179.00	179.00	179.00
LADIES SANDAL BATA	PAIR	499.00	499.00	499.00	499.00	499.00	499.00	499.00	499.00
LADIES SPOUNG CHAPPAL BATA	PAIR	179.00	179.00	179.00	179.00	179.00	179.00	179.00	179.00
CHILD SHOE POWER LITE BATA	PAIR	599.00	599.00	599.00	599.00	599.00	599.00	599.00	599.00
GENTS SHOE, ART 1109 SERVICE	PAIR	999.00	999.00	999.00	999.00	999.00	999.00	999.00	999.00
NYLON JOGGER 27 SIZE 2-5 ***	PAIR	1299.00	1299.00	1299.00	1299.00	1299.00	1299.00	1299.00	1299.00
CHINA FOOT WEAR AV. QLTY (MALE) *	PAIR	400.00	500.00	750.00	800.00	920.83	950.00	875.00	850.00
CHINA FOOT WEAR AV. QLTY (FEMALE) *	PAIR	240.00	425.00	300.00	450.00	825.00	850.00	837.50	700.00

Contd.

7.11 Intercity Consumer Prices November, 2014

Description	Unit	Mithi	Sukkar	Larkana	Dadu	Peshawar	Mardan	Abbotta- bad	Bannu
CHINA FOOT WEAR AV. QLTY (CHILDREN) *	PAIR	220.00	425.00	300.00	500.00	508.33	525.00	500.00	450.00
SHOE REPAIR HALF SOLE	PAIR	50.00	65.00	150.00	50.00	131.67	110.00	100.00	80.00
SHOES POLISH CHARGES AVERAGE SHOP	PAIR	10.00	15.00	20.00	10.00	20.00	20.00	20.00	17.50
HOUSE RENT (combined)	MONTH	3095.00	4900.00	3915.00	3174.00	7119.00	3102.00	8441.00	3321.00
rent 2	pm	3095.00	4900.00	3915.00	3174.00	7119.00	3102.00	8441.00	3321.00
RENT3	PM	3095.00	4900.00	3915.00	3174.00	7119.00	3102.00	8441.00	3321.00
RENT4	PM	3095.00	4900.00	3915.00	3174.00	7119.00	3102.00	8441.00	3321.00
RENT5	PM	3095.00	4900.00	3915.00	3174.00	7119.00	3102.00	8441.00	3321.00
RENT6	PM	3095.00	4900.00	3915.00	3174.00	7119.00	3102.00	8441.00	3321.00
SYNTHETIC ENEMAL ROBIALAC BALTI 3.64 LTR.	EACH	1850.00	1900.00	2100.00	1450.00	1800.00	1800.00	1950.00	1775.00
SYNTHETIC ENEMAL ICI BALTI 3.64 LTR.	EACH	1850.00	1900.00	2100.00	1450.00	1850.00	1900.00	1950.00	1825.00
CEMENT (LOCAL) SPECIFY BRAND NAME	BAG	550.00	550.00	540.00	540.00	501.67	495.00	517.50	510.00
BRICKS (NEW) IST CLASS	P/1000	5500.00	5000.00	4700.00	3940.00	7916.67	7250.00	8250.00	6200.00
CEMENT BLOCKS (6"x8"x12")	P/100	0.00	0.00	0.00	0.00	0.00	0.00	0.00	0.00
BAJREE	100CFT	5100.00	2650.00	3900.00	2600.00	3500.00	3350.00	3200.00	1800.00
SAND (BLACK PIT SAND)	K100CFT	2000.00	1500.00	1400.00	2000.00	1983.33	1600.00	2800.00	1400.00
TIMBER SHESHAM LOG IST QUALITY	cbmt.	0.00	37044.00	42377.00	55500.00	42378.00	42378.00	0.00	35000.00
IRON BAR (M.S. BAR) 1/2"	P/TON	80000.00	78000.00	79000.00	78000.00	79866.67	80000.00	82500.00	80000.00
CARPANTER WAGE RATE	P/DAY	600.00	750.00	800.00	600.00	741.67	750.00	800.00	850.00
MASON (RAJ) WAGE RATE	P/DAY	600.00	750.00	800.00	800.00	900.00	750.00	800.00	1150.00
UNSKILLED LABOUR WAGE RATE	P/DAY	400.00	375.00	350.00	350.00	483.33	400.00	400.00	450.00
PLUMBER WAGE RSTE	P/DAY	600.00	750.00	600.00	450.00	900.00	800.00	0.00	800.00
ELECTICIAN WAGE RATE PER DAY **	P/DAY	0.00	0.00	600.00	400.00	933.33	800.00	0.00	700.00
ELECTICIAN WAGE RATE PER POINT **	P/PNT	75.00	87.50	120.00	60.00	100.00	100.00	122.50	90.00
WATER CHARGES PER HOUSE	P/MON.	200.00	57.50	150.00	35.00	150.00	120.00	175.00	200.00
ELECT.CHARGES UPTO 50 UNITS	P/UNIT	2.00	2.00	2.00	2.00	2.00	2.00	2.00	2.00
ELECT.CHARGES 01 - 100 UNIT	P/UNIT	5.79	5.79	5.79	5.79	5.79	5.79	5.79	5.79
ELECT.CHARGES 101 - 300 UNIT	P/UNIT	9.90	9.90	9.90	9.90	9.90	9.90	9.90	9.90
ELECT.CHARGES 301 - 1000 UNIT	P/UNIT	15.63	15.63	15.63	15.63	15.63	15.63	15.63	15.63
ELECT.CHARGES ABOVE 1000 UNIT	P/UNIT	17.71	17.71	17.71	17.71	17.71	17.71	17.71	17.71
ELEC	PM	10.21	10.21	10.21	10.21	10.21	10.21	10.21	10.08
GAS CHRg upto 3.3719 MMBUT	MMBTU	0.00	124.18	124.18	124.18	124.18	124.18	124.18	124.18
GAS CHRg 3.3719 - 6.7438 MMBUT	MMBTU	0.00	248.37	248.37	248.37	248.37	248.37	248.37	248.37
GAS CHRg 6.7438 - 10.1157 MMBUT	MMBTU	0.00	248.37	248.37	248.37	248.37	248.37	248.37	248.37
GAS CHRg10.1157 - 13.4876 MMBUT	MMBTU	0.00	620.91	620.91	620.91	620.91	620.91	620.91	620.91
GAS	PM	0.00	620.91	620.91	620.91	620.91	620.91	620.91	620.91
GAS	PM	0.00	372.55	372.55	372.55	372.55	372.55	372.55	372.55
KEROSENE OIL	LTR	113.00	100.00	130.00	130.00	112.33	112.50	112.00	120.00
FIREWOOD WHOLE	40 KG.	350.00	400.00	400.00	400.00	675.00	550.00	387.50	490.00
CHAIR SHESHAM WOOD WITH ARMS **	EACH	1100.00	1750.00	2450.00	1200.00	1833.33	1800.00	1600.00	1025.00
CHAIR PLASTIC (CHAIRMAN) AVERAGE QUALITY	EACH	650.00	700.00	850.00	800.00	1033.33	1000.00	915.00	660.00
TABLE SHESHAM WOOD (4X2X5") ***	EACH	2800.00	4500.00	7700.00	5000.00	5916.67	5250.00	6000.00	5500.00
SOFASET WOODEN WITH FOAM SEAT **	SET	12000.00	12500.00	15000.00	20000.00	22833.33	19000.00	16500.00	14750.00
COT IRON (WITH NIWAR)AV.QLTY.	EACH	2000.00	2250.00	3100.00	2600.00	2100.00	2100.00	2200.00	1737.50
ALMIRAH (STEEL) 6'X3' 20 GUAGE	EACH	7000.00	12000.00	9600.00	14000.00	9000.00	8500.00	14500.00	8900.00
DINNING TABLE 6 CHAIRS A.QLTY	SET	11000.00	19500.00	17000.00	25000.00	26500.00	23500.00	17000.00	11500.00
SINGLE BED WITHOUT FOAM MED.	EACH	3800.00	8000.00	5000.00	6500.00	6166.67	5500.00	3750.00	3500.00
MATRESS SINGLE(4"THICK)	EACH	6100.00	4500.00	4900.00	6100.00	4796.67	4750.00	4800.00	4200.00
FARSHI DARI 12'X9' AV.QLTY	EACH	800.00	900.00	1300.00	800.00	1366.67	1150.00	1400.00	1450.00
DARI COTTON (6'x2 1/2') AV.QL	EACH	500.00	350.00	575.00	300.00	350.00	375.00	300.00	450.00
CARPET PLAIN AV. QLTY	SQFT.	40.00	32.50	90.00	22.00	38.83	41.50	47.50	44.50
QUILT (LIHAF) 3 KG. COTTON	EACH	600.00	900.00	780.00	600.00	1075.00	1125.00	850.00	900.00
BLANKET (90" x 54")	EACH	2000.00	3000.00	3000.00	3500.00	2483.33	2500.00	3000.00	2800.00
BEDSHEET SINGLE BED SUP.QLTY	EACH	400.00	425.00	850.00	600.00	816.67	825.00	575.00	450.00
BED SHEET DOUBLE WITH TWO PILLOW COVERS SUP QLTY	SET	600.00	800.00	1250.00	1100.00	1583.33	1650.00	2200.00	1275.00
TOWEL(3'x2') AV. QALTY	EACH	110.00	237.50	235.00	150.00	300.00	225.00	475.00	250.00
CELING FAN 48" SUPER QLTY **	EACH	2500.00	2850.00	3600.00	2500.00	2925.00	3000.00	2895.00	3500.00
PEDESTAL FAN 22" SUPER QLTY	EACH	4000.00	3850.00	4600.00	3600.00	4700.00	4350.00	4390.00	4200.00
REFG. DAWLENCE 10 CFT. D.DOOR	EACH	27300.00	32500.00	32000.00	28500.00	30000.00	30000.00	30400.00	30000.00
D-FREEZER WAVES 8 CFT.	EACH	29000.00	30000.00	33000.00	25000.00	30000.00	30500.00	28900.00	30500.00
AIRCONDITIONER 1.5 TON PEL	EACH	41800.00	52000.00	47000.00	55000.00	40000.00	41000.00	40000.00	45000.00
SPLIT AIR CONDITIONER 1.5 TON (SPECIFY BRAND NAME)	EACH	46500.00	41000.00	43500.00	43000.00	42500.00	45000.00	44000.00	45000.00
AIRCOOLER SUPER ASIA	EACH	9000.00	12300.00	12000.00	11000.00	14500.00	14500.00	10500.00	10500.00

Contd.

7.11 Intercity Consumer Prices November, 2014

Description	Unit	Mithi	Sukkar	Larkana	Dadu	Peshawar	Mardan	Abbotta- bad	Bannu
WASHING MACHINE SINGER	EACH	15600.00	15900.00	14700.00	14700.00	15500.00	15600.00	15600.00	14700.00
SEWING MACHINE(SINGER)	EACH	5860.00	5860.00	5210.00	5200.00	5905.00	5860.00	5860.00	5910.00
GIZER LARGE SIZE 30 GALLON CAPACITY SUP QLTY	EACH	15600.00	16000.00	15500.00	14000.00	21000.00	21350.00	20500.00	15200.00
GAS BURNER DOUBLE SPFY.BRAND	EACH	1500.00	1900.00	1625.00	2000.00	3406.67	2500.00	1725.00	2500.00
ELECT. IRON PHILIPS MDL.1120	EACH	1500.00	1700.00	2100.00	2000.00	2733.33	1600.00	1650.00	1500.00
ELECTRIC JUICER FOR APPLE	EACH	3000.00	1700.00	5000.00	3500.00	4533.33	4500.00	4000.00	4700.00
S.STEEL DEGHCHI MEDIUM SIZE ***	EACH	490.00	600.00	500.00	500.00	746.67	650.00	525.00	550.00
ALUMINIUM COOKING PAN (DEGCHI) MED SIZE	EACH	380.00	450.00	460.00	450.00	675.00	650.00	350.00	570.00
NON STICK COOKING PAN (DEGCHI) SUP. QLTY	EACH	560.00	550.00	495.00	900.00	1016.67	625.00	600.00	562.50
FRYING PAN STEEL AVG. QLTY MED. SIZE	EACH	260.00	300.00	440.00	190.00	416.67	375.00	325.00	470.00
TAWA IORN (MEDIUM SIZE) AVG. QLTY	EACH	250.00	300.00	400.00	190.00	383.33	425.00	387.50	560.00
S.STEEL PLATE A.QLTY.(M.SIZE)	EACH	60.00	70.00	120.00	60.00	71.67	67.50	75.00	65.00
TABLE SPOON S.STEEL SUP.QLTY.	DOZEN	280.00	350.00	450.00	250.00	483.33	425.00	300.00	470.00
WATER SET JUG+6 GLASSES (OMROC)	SET	370.00	550.00	370.00	600.00	458.33	450.00	450.00	450.00
TEA SET PAK. CHINAWARE 21 PCS.	SET	1450.00	1750.00	1125.00	2000.00	2466.67	2200.00	2100.00	1225.00
DINNER SET PLASTIC 72 PIECES SUPERIOR QLTY	SET	2200.00	6250.00	2800.00	6200.00	8666.67	8000.00	5250.00	3700.00
HOTPOT SET PLASTIC 3 PCS.	SET	1000.00	1500.00	1450.00	1200.00	1200.00	1100.00	1500.00	1487.50
BUCKET(BALTI) PLASTIC MED.SIZ	EACH	275.00	300.00	260.00	300.00	375.00	400.00	375.00	405.00
LOTA PLASTIC (MED SIZE) AVERAGE QUALITY	EACH	50.00	67.50	55.00	50.00	53.33	47.50	47.50	31.25
PRESURE COOKER 4 LTR.	EACH	900.00	1500.00	1000.00	1300.00	1300.00	1150.00	900.00	1400.00
WATER COOLER 9/10 LTR.PLASTIC ***	EACH	525.00	600.00	350.00	400.00	508.33	475.00	575.00	450.00
THERMOS STARVAC 1 LTR	EACH	350.00	650.00	460.00	500.00	475.00	425.00	550.00	450.00
BULB PHILIPS 100-WATTS	EACH	30.00	30.00	30.00	35.00	40.00	40.00	30.00	30.00
TUBE LIGHT PHILIPS 40 WATTS	EACH	110.00	97.50	320.00	120.00	100.00	100.00	110.00	95.00
ELECTRIC BLUBS "0" WATTE LOCAL	EACH	20.00	22.00	20.00	20.00	21.67	25.00	20.00	20.00
ELECTRIC BLUB ENERGY SAVER 14 WATTS	EACH	110.00	155.00	175.00	120.00	170.00	170.00	160.00	160.00
WASHING SOAP 250 GMS SPECIFY BRAND NAME	EACH	25.00	30.00	35.00	30.00	40.00	40.00	40.00	37.00
SURF EXCEL 400 GMS POLY BAG	EACH	125.00	125.00	125.00	125.00	125.00	125.00	125.00	125.00
WASHING POWDER 1000 GRM	EACH	175.00	185.00	185.00	185.00	185.00	185.00	185.00	175.00
WASHING POWDER (WHEEL/ BONUS) 100 GRAMS	EACH	85.00	95.00	85.00	90.00	95.00	95.00	95.00	95.00
CLEANSER POWDER VIM 1000 GM	PKT.	66.67	72.22	66.67	66.67	72.22	72.22	72.22	72.22
FINIS 500 ML	BOTTLE	125.00	180.00	165.00	180.00	138.33	125.00	180.00	120.00
PHNYLE TYPHONE/FINIS/CARRANITE 3 LITRES	BOTTLE	110.00	130.00	120.00	140.00	130.00	120.00	125.00	115.00
HARPIC	BOTTLE	125.00	135.00	135.00	125.00	135.00	135.00	125.00	130.00
BOOT POLISH CHERRY/KIWI 50ML	EACH	80.00	100.00	100.00	100.00	95.00	90.00	100.00	100.00
ROBIN BLUE (35 GRAMS)	PKT.	30.00	30.00	30.00	45.00	45.00	45.00	30.00	40.00
TISSU PAPER PERFUMED 100 PCS.	PKT	90.00	100.00	100.00	95.00	110.00	115.00	110.00	80.00
TOILET PAPER ROLL (R.PETEL)	P/ROLL	35.00	35.00	35.00	30.00	38.00	38.00	35.00	35.00
BOOT POLISH LIQUID CHEERY BLOSSOM KIWI 75 ML	BOTTLE	120.00	120.00	120.00	130.00	135.00	135.00	120.00	120.00
MATCH BOX SMALL	EACH	2.00	2.00	2.00	2.00	1.67	1.50	1.00	1.50
DRY CELL 1.5 VOLT(LOCAL)	EACH	20.00	25.00	20.00	25.00	25.00	25.00	20.00	23.50
HAND STITCHING NEEDLE M.SIZE	PACKET	5.00	10.00	9.00	6.00	5.83	6.00	9.00	6.00
SEWING MACHINE NEEDLE (SINGER)	EACH	5.00	8.00	7.00	5.00	5.83	6.00	7.50	5.00
HOUSEHOLD SERVANT FEMALE P/T	P/MNTH	800.00	1500.00	1250.00	1500.00	1516.67	1150.00	2500.00	1500.00
MARRIAGE HALL WITH FURNITURE	P/HEAD	60.00	100.00	150.00	60.00	233.33	250.00	105.00	80.00
SEPTRAN TABLETS	10TAB.	15.00	15.00	15.00	15.00	15.00	15.00	15.00	15.00
BRUFEN TABS 200-MG.	10TAB.	10.00	10.00	10.00	10.00	10.00	10.00	10.00	10.00
PANADOL TAB. EXTRA/PLAIN	10TAB.	10.00	10.00	10.00	10.00	10.00	10.00	10.00	10.00
DISPRIN TAB.	10TAB.	10.00	10.00	10.00	10.00	10.00	10.00	10.00	10.00
TRISIL TAB.	10 TAB	10.00	10.00	10.00	10.00	10.00	10.00	10.00	10.00
FLAGYL TAB. 200 MG.	10TAB.	10.00	10.00	10.00	10.00	10.00	10.00	10.00	10.00
VENTOLIN TAB. 2MG.	10TAB.	9.00	9.00	9.00	9.00	9.00	9.00	9.00	9.00
DAONIL TAB. 5 MG.	10TAB.	17.00	17.00	17.00	17.00	17.00	17.00	17.00	17.00
ENTOX TAB.	10TAB.	10.00	10.00	10.00	10.00	10.00	10.00	10.00	10.00
RENITEC TAB. 5 MG.	10TAB.	59.00	59.00	59.00	59.00	59.00	59.00	59.00	59.00
CAC. 1000 TAB	BOTTLE	122.00	122.00	122.00	122.00	122.00	122.00	122.00	122.00
AMOXIL CAPSOLE 250 MG.S	10CAP.	36.00	36.00	36.00	36.00	36.00	36.00	36.00	36.00
CALCIUM SYRUP SANDOZ	BOTTLE	64.00	64.00	64.00	64.00	64.00	64.00	64.00	64.00
LEDERPLEX SYRUP	BOTTLE	35.00	35.00	35.00	35.00	35.00	35.00	35.00	35.00
SANCOS SYRUP (50 ML.)	BOTTLE	30.00	30.00	30.00	30.00	30.00	30.00	30.00	30.00
PHENERGAN SYRUP 120 ML.	BOTTLE	33.00	33.00	33.00	33.00	33.00	33.00	33.00	33.00
CALPOL SYRUP 60 ML.	BOTTLE	28.00	28.00	28.00	28.00	28.00	28.00	28.00	28.00
HYDRYLLIN SYRUP 120 ML.	BOTTLE	65.00	65.00	65.00	65.00	65.00	65.00	65.00	65.00

Contd.

7.11 Intercity Consumer Prices November, 2014

Description	Unit	Mithi	Sukkar	Larkana	Dadu	Peshawar	Mardan	Abbotta- bad	Bannu
POLYFAX EYE OINTMENT	TUBE	21.00	21.00	21.00	21.00	21.00	21.00	21.00	21.00
BETNESOL EYE DROPS	BOTTLE	33.89	33.89	33.89	33.89	33.89	33.89	33.89	33.89
EAR DROPS (CARDISPORINE) ***	BOTTLE	21.00	21.00	21.00	21.00	21.00	21.00	21.00	21.00
BETNOVATE-N OINTMENT 5 GMS	TUBE	16.00	16.00	16.00	16.00	16.00	16.00	16.00	16.00
BURNOL CREAM 30 GRM	TUBE	16.00	16.00	16.00	16.00	16.00	16.00	16.00	16.00
VICKS VAPORUB/BALM	BOTTLE	36.00	36.00	36.00	36.00	36.00	36.00	36.00	36.00
GLYCRINE SMALL BOTTLE	BOTTLE	15.00	15.00	15.00	27.50	20.00	20.00	35.00	25.00
JOUHAR JOSHANDA	PKT.	6.00	8.00	6.00	6.00	8.00	8.00	6.00	6.00
GALXOS-D (450 GRMS)	PKT.	151.88	157.50	157.50	151.88	157.50	157.50	151.88	157.50
GRIPE-WATER WOODWARDS	BOTTLE	50.00	50.00	50.00	50.00	50.00	50.00	50.00	50.00
SANIPLAST ONE PUTTY	EACH	1.00	2.00	2.00	2.00	2.00	2.00	2.00	2.00
O.R.S. (NIMCOL)	PKT.	15.00	15.00	15.00	15.00	15.00	15.00	15.00	15.00
DETTOL (MEDIUM)	BOTTLE	46.80	46.80	46.80	46.80	46.80	46.80	46.80	46.80
COTTON BANDAGE 2" - 4"	EACH	15.00	12.50	15.00	10.00	9.00	9.00	10.50	10.00
THERMOMETER CHINA	EACH	35.00	40.00	35.00	50.00	41.50	42.00	47.50	40.00
DOCTOR (MBBS) CLINIC FEE	P/PAT.	100.00	100.00	300.00	150.00	220.83	225.00	150.00	150.00
URINE TEST (DR) CHARGES	P/TEST	70.00	170.00	100.00	50.00	100.00	100.00	60.00	100.00
BLOOD TEST (CP) CHARGES	P/TEST	200.00	290.00	200.00	200.00	200.00	200.00	100.00	175.00
SUGAR TEST (RANDOM/FASTING BOTH) CHARGES	P/TEST	200.00	200.00	240.00	120.00	200.00	200.00	140.00	90.00
ECG CHARGES	P/TEST	200.00	350.00	200.00	200.00	200.00	200.00	200.00	243.75
X-RAY (CHEST) CHARGES	P/X-RAY	200.00	300.00	350.00	170.00	200.00	180.00	200.00	180.00
CAR SUZUKI 800 CC (W/O. A/C)	EACH	0.00	625000.00	632000.00	0.00	708800.00	708800.00	645000.00	0.00
CAR SUZUKI 1000 CC	EACH	0.00	0.00	0.00	0.00	1083000.00	1085800.00	1105000.00	0.00
CAR TOYOTA 1300 CC	EACH	0.00	0.00	0.00	0.00	1648000.00	1648000.00	1590000.00	0.00
CAR HONDA CIVIC	EACH	0.00	0.00	0.00	0.00	2475000.00	2475000.00	2180000.00	0.00
MOTORCYCLE HONDA CD-70.	EACH	68500.00	70000.00	70000.00	69000.00	69900.00	69900.00	69900.00	69000.00
MOTORCYCLE YAMAHA 100CC.	EACH	0.00	78500.00	79300.00	0.00	80000.00	80000.00	79300.00	84000.00
MOTOR CYCLE HERO 70 CC	EACH	0.00	43000.00	42500.00	0.00	44000.00	43000.00	46000.00	43000.00
BICYCLE WITH TYRES & TUBES	EACH	7900.00	7600.00	7700.00	7000.00	8000.00	7600.00	9800.00	8900.00
TYRE CAR WITH TUBE GENERAL	EACH	3400.00	3200.00	3800.00	4000.00	3750.00	3550.00	3350.00	4800.00
TYRE MOTOR CYCLE WITHOUT TUBE	EACH	1280.00	1200.00	1300.00	1300.00	1300.00	1275.00	1500.00	1325.00
TYRE CYCLE SPECIFY BRAND NAME	EACH	415.00	350.00	370.00	420.00	385.00	370.00	450.00	545.00
TYRE CAR W/O TUBE	EACH	3200.00	2700.00	2700.00	3600.00	3380.00	3250.00	3300.00	4400.00
PETROL SUPER	LITRE	94.19	94.19	94.19	94.19	94.19	94.19	94.19	94.19
HIGH SPEED DIESEL HSD	LITRE	101.21	101.21	101.21	101.21	101.21	101.21	101.21	101.21
CNG	K.G.	0.00	71.50	71.50	71.50	76.35	0.00	0.00	0.00
GAS CYLINDER STAND. SIZE	EACH	1550.00	1650.00	1518.00	1760.00	1760.00	1540.00	1700.00	1520.00
MOTOR CYCLE SERVICE CHARGES	EACH	250.00	250.00	350.00	250.00	296.67	280.00	337.50	325.00
CAR SERVICE CHARGES	EACH	300.00	350.00	550.00	400.00	300.00	300.00	400.00	0.00
TYRE PUNCTURE CHARGES	EACH	50.00	70.00	75.00	80.00	50.00	50.00	75.00	70.00
CYCLE OVERHAULING CHARGES	EACH	200.00	200.00	300.00	200.00	350.00	350.00	275.00	550.00
CAR TAX FOR 800CC TO 1300CC	YEARLY	1750.00	1750.00	1750.00	1750.00	1075.00	1075.00	1075.00	1075.00
TRAIN FARE ECO. 1-100 KM.	P/KM.	0.00	0.71	0.71	0.71	0.71	0.00	0.71	0.71
TRAIN FARE ECO. 101-500 KM.	P/KM.	0.00	1.02	1.02	1.02	1.02	0.00	1.02	1.02
TRAIN FARE ECO. > 500 KM.	P/KM.	0.00	0.93	0.93	0.93	0.93	0.00	0.93	0.93
TRAIN FARE IST SLP. 1-100KM	P/KM.	0.00	2.18	2.18	2.18	2.18	0.00	2.18	2.18
TRAIN FARE IST SLP. 101-500 KM	P/KM.	0.00	2.69	2.69	2.69	2.69	0.00	2.69	2.69
TRAIN FARE IST SLP. > 500 KM	P/KM.	0.00	2.07	2.07	2.07	2.07	0.00	2.07	2.07
TRAIN FARE A/C SLP. 1-100KM.	P/KM	0.00	5.99	5.99	5.99	5.99	0.00	5.99	5.99
TRAIN FARE A/C SLP. 101-500KM	P/KM.	0.00	4.77	4.77	4.77	4.77	0.00	4.77	4.77
TRAIN FARE A/C SLP > 500KM.	P/KM	0.00	4.32	4.32	4.32	4.32	0.00	4.32	4.32
PLATEFORM TICKET	EACH	0.00	10.00	10.00	10.00	10.00	0.00	10.00	10.00
AUTO RICKSHAW FARES	KM/MIN	90.00	80.00	50.00	40.00	55.00	60.00	50.00	45.00
FULL TONGA CHARGES	KM/MIN	0.00	80.00	65.00	0.00	60.00	60.00	60.00	40.00
TAXI 4 SEATER FARE	KM/MIN	90.00	80.00	60.00	60.00	100.00	100.00	65.00	50.00
BUS FARE MIN (WITHIN CITY)	TICKET	0.00	0.00	0.00	0.00	10.00	10.00	10.00	10.00
BUS FARE MAX (WITHIN CIT	TICKET	0.00	0.00	0.00	0.00	20.00	19.00	10.00	25.00
BUS FARE OUTSIDE CITY	P/KM.	0.88	0.88	0.88	0.88	0.80	0.80	0.80	0.80
A/C BUS FARE OUTSIDE CITY	P/KM.	1.50	1.50	1.50	1.50	0.90	0.90	0.90	0.90
MINIBUS FARE MIN.WITH IN CITY	TICKET	0.00	0.00	0.00	0.00	10.00	0.00	0.00	0.00
MINIBUS FARE MAX.WITH IN CITY	TICKET	0.00	0.00	0.00	0.00	20.00	0.00	0.00	0.00
SUZUKI FARE MIN.WITH IN CITY	TICKET	0.00	7.00	10.00	0.00	10.00	10.00	10.00	0.00
SUZUKI FARE MAXIMUM W.IN CITY	TICKET	0.00	15.00	10.00	0.00	20.00	15.00	13.00	0.00

Contd.

7.11 Intercity Consumer Prices November, 2014

Description	Unit	Mithi	Sukkar	Larkana	Dadu	Peshawar	Mardan	Abbotta- bad	Bannu
AIR FARE ECONOMY CLASS.	P/KM.	0.00	19.26	19.26	0.00	19.26	0.00	0.00	0.00
POSTAL ENVELOPE DOMESTIC	EACH	8.00	8.00	8.00	8.00	8.00	8.00	8.00	8.00
ENVELOPE FOR SAUDI ARABIA	EACH	50.00	50.00	50.00	45.00	50.00	50.00	50.00	50.00
POSTAL REGISTRATION CHARGES	EACH	28.00	28.00	28.00	28.00	28.00	28.00	28.00	28.00
U.M.S. REG CHARGES MIN.	EACH	58.00	59.00	58.00	58.00	58.00	58.00	58.00	58.00
T.C.S. CH. MIN.WITH IN ZONE	EACH	110.00	110.00	110.00	110.00	110.00	110.00	110.00	110.00
TELEPHONE CHARGES LOCAL CALL	P/CALL	3.94	3.94	3.94	3.94	3.94	3.94	3.94	3.94
TEL CHARGES OUT SIDE CITY	P/CALL	3.94	3.94	3.94	3.94	3.94	3.94	3.94	3.94
INTERNET CHARGES	P/HOUR	20.00	20.00	15.00	30.00	30.00	30.00	30.00	25.00
MOBILE CELL CHARGES	P/UNIT	3.00	3.00	3.50	3.06	2.88	2.88	4.00	2.88
FAX CHARGES (LOCAL)	P/PAGE	20.00	15.00	15.00	20.00	20.00	20.00	17.50	15.00
TELEPHONE SET AV. QLTY	EACH	650.00	575.00	875.00	550.00	1200.00	1250.00	1400.00	1012.50
MOBILE SET NOKIA/SONY/ERICSON/SAMSUNG WITHOUT CAMERA	EACH	2300.00	2700.00	3200.00	2400.00	2700.00	2650.00	3550.00	2500.00
T.V. 20" COLORED WEGA H-A21.	EACH	18000.00	17500.00	20500.00	17000.00	18600.00	19000.00	20000.00	22000.00
T.V 20" COLOR CHINA/KORIA)	EACH	10000.00	12000.00	9000.00	11000.00	8083.33	9000.00	10500.00	9000.00
V.C.P. PANASONIC/LG/NAT	EACH	6000.00	5600.00	4800.00	4500.00	3916.67	0.00	6500.00	6500.00
DVD/VCD PLAYER PANASONIC/LG	EACH	3000.00	4500.00	3000.00	2750.00	3066.67	4000.00	4600.00	2500.00
RADIO WITH C.PLAYER NATIONAL	EACH	1500.00	2000.00	2900.00	2000.00	2616.67	2600.00	2800.00	2175.00
PERSONNEL COMPUTER (BRANDED)	EACH	46000.00	45000.00	45000.00	27000.00	50000.00	48800.00	35000.00	52000.00
VID. CASSETTE BLK. TDK/SONY	EACH	120.00	140.00	170.00	160.00	100.00	100.00	150.00	110.00
COM. C.D. (TDK/IMATION)	EACH	55.00	50.00	50.00	40.00	40.00	40.00	50.00	65.00
TAPE RECORDER CASSETTE BLANK	EACH	55.00	50.00	50.00	50.00	33.33	30.00	60.00	25.00
VIDEO GAME SEGA 16 BYTE	EACH	0.00	1200.00	1500.00	1150.00	1250.00	1250.00	1800.00	1450.00
CINEMA A/C. HIGH CLASS	TICKET	0.00	0.00	0.00	0.00	40.00	30.00	0.00	0.00
CINEMA NON-A/C HIGH CLASS	TICKET	0.00	0.00	60.00	20.00	40.00	30.00	30.00	40.00
CABLE CHARGES	P/MON.	200.00	300.00	375.00	300.00	200.00	300.00	250.00	300.00
TV.LICENCE FEE DOMESTIC	YEARLY	420.00	420.00	420.00	420.00	420.00	420.00	420.00	420.00
ENGLISH BOOK CLASS V1	EACH	35.10	35.10	35.10	35.10	78.00	78.00	78.00	78.00
ENGLISH BOOK CLASS IX OR X	EACH	40.30	40.30	40.30	40.30	76.00	76.00	76.00	76.00
ENG. BOOK IST.YR COMPLETE SET	EACH	118.15	118.15	118.15	118.15	80.00	80.00	80.00	80.00
ENGLISH BOOK BA/B.SC	EACH	150.00	150.00	150.00	150.00	120.00	120.00	120.00	120.00
URDU BOOK CLASS V (T.B.BORD)	EACH	54.10	54.10	54.10	54.10	76.00	76.00	76.00	76.00
URDU BOOK CLASS IX/X(T.B.B)	EACH	50.55	50.55	50.55	50.55	65.50	65.50	65.50	65.50
URDU BOOK IST.YEAR/INTER	EACH	43.30	43.30	43.30	43.30	76.00	76.00	76.00	76.00
URDU BOOK BA/B.SC	EACH	120.00	120.00	120.00	120.00	170.00	160.00	160.00	160.00
MATHS BOOK CALSS V (T.B.B)	EACH	50.90	50.90	50.90	50.90	77.00	77.00	77.00	77.00
MATHS BOOK CLASS IX OR X	EACH	187.20	187.20	187.20	187.20	133.00	133.00	133.00	133.00
MATHS BOOK IST.YEAR (T.B.B)	EACH	112.45	112.45	112.45	112.45	160.00	160.00	160.00	160.00
PAKISTAN STUDIES BOOK BA/B.SC	EACH	125.00	125.00	125.00	125.00	120.00	120.00	120.00	120.00
DAILY "DAWN"	P/COPY	19.00	19.00	19.00	19.00	19.00	19.00	19.00	19.00
DAILY "JANG"	P/COPY	12.00	12.00	12.00	12.00	12.00	12.00	12.00	12.00
DAILY "NAWA-E-WAQT"	P/COPY	12.00	12.00	12.00	12.00	12.00	12.00	12.00	12.00
WEEKLY "AKHBAR-E-JAHAN"	P/COPY	55.00	55.00	55.00	55.00	55.00	55.00	55.00	55.00
WEEKLY "MAG"	P/COPY	45.00	45.00	45.00	45.00	45.00	45.00	45.00	45.00
MONTHLY "NAUNEHAL DIGEST"	P/COPY	35.00	35.00	35.00	35.00	35.00	35.00	35.00	35.00
PAPER FOOLSCAPE (27"x17")	QUIRE	25.00	45.00	50.00	35.00	20.00	20.00	37.50	32.50
EXERCISE.BOOK LINED 80/100 PGS	EACH	15.00	40.00	20.00	20.00	70.00	65.00	60.00	55.00
PENCILGOLDFISH/DEER	EACH	5.00	6.00	6.00	5.00	5.17	5.00	5.50	5.00
PEN INK DOLLOR 57 ML BOTTLE	EACH	25.00	25.00	25.00	20.00	20.00	20.00	20.00	20.00
PHOTOSTATE PAPER 70 GM	PRT	325.00	400.00	340.00	340.00	313.33	330.00	320.00	282.50
BALL PEN (local)	EACH	5.00	7.00	5.50	6.00	5.50	6.00	7.00	5.00
FOUNTAIN PEN HERO/WINGS/CHINA	EACH	25.00	40.00	42.50	30.00	41.67	50.00	55.00	35.00
PRIVATE SCHOOL FEE ENGLISH MEDIUM AVG.. STAND. (CLASS I)	P/ MONTH	350.00	700.00	775.00	1665.00	1916.67	1800.00	1587.50	550.00
PRIVATE SCHOOL FEE ENGLISH MEDIUM AVG.. STAND. (CLASS V)	P/ MONTH	450.00	900.00	775.00	1665.00	2016.67	2000.00	1797.50	650.00
PRIVATE SCHOOL FEE ENGLISH MEDIUM AVG.. STAND. (CLASS VI)	P/ MONTH	500.00	900.00	775.00	1965.00	2033.33	2150.00	1847.50	750.00
PRIVATE SCHOOL FEE ENGLISH MEDIUM AVG.. STAND. (CLASS X)	P/ MONTH	500.00	1100.00	775.00	2100.00	2125.00	2600.00	2287.50	850.00
PRIVATE MEDICLE COLLEGE FEE MBBS (IST YEAR)	P/ MONTH	0.00	0.00	0.00	0.00	50000.00	0.00	50000.00	0.00
PRIVATE ENGINEERING COLLEGE FEE (ISTR YEAR)	P/ MONTH	0.00	0.00	0.00	0.00	15000.00	15000.00	0.00	0.00
GOVT. COLLEGE FEE IST. YEAR	MONTH	35.00	35.00	35.00	35.00	42.09	42.09	42.09	42.09
GOVT. COLLEGE FEE 4TH. YEAR	MONTH	70.00	67.50	75.00	75.00	54.90	54.79	50.00	50.00
GOVT. UNIVERSITY FEE MSC.	MONTH	354.17	0.00	0.00	354.17	1487.93	1487.93	539.58	620.00
GOVT. MED. COLLEGE FEE MBBS	MONTH	2000.00	2000.00	4200.00	2000.00	641.67	641.66	641.66	642.00
GOVT. ENGG. COLL. FEE I YEAR	MONTH	0.00	0.00	1500.00	0.00	595.83	595.83	0.00	404.17

Contd.

7.11 Intercity Consumer Prices November, 2014

Description	Unit	Mithi	Sukkar	Larkana	Dadu	Peshawar	Mardan	Abbotta- bad	Bannu
COACHING FEE FOR CLASS IX/X	P/ MONTH	600.00	1000.00	600.00	500.00	2500.00	2500.00	1200.00	700.00
COACHING CHARGES FOR CLASS 1ST YEAR/INTER (SCIENCE)	P/ MONTH	700.00	2000.00	700.00	500.00	3000.00	3000.00	1500.00	700.00
COACHING CHARGES FOR CLASS 1ST YEAR/INTER (COMMERCE)	P/ MONTH	600.00	1080.00	600.00	500.00	3000.00	3000.00	1000.00	750.00
I.T. TUITION FEES	P/ MONTH	0.00	1500.00	1500.00	600.00	5277.83	5000.00	4166.00	2500.00
MBA TUITION FEES	P/ MONTH	0.00	6300.00	2500.00	0.00	6369.50	6000.00	3000.00	3000.00
BREAD TANDOORI ST. SIZE	EACH	7.00	8.00	6.00	6.00	10.00	10.00	10.00	10.00
COOKED MUTTON (AV. HOTEL)	PLATE	100.00	115.00	100.00	70.00	150.00	120.00	150.00	140.00
COOKED BEEF (AV. HOTEL)	PLATE	50.00	100.00	70.00	50.00	120.00	100.00	90.00	90.00
COOKED DAL (AV. HOTEL)	PLATE	50.00	50.00	60.00	40.00	60.00	60.00	57.50	47.50
CHICKEN BIRYANI FULL/DOUBLE	PLATE	90.00	150.00	190.00	120.00	133.33	120.00	140.00	120.00
TEA PREPARED (ORDINARY)	CUP	25.00	20.00	22.50	20.00	15.00	20.00	17.50	15.00
HAIRCUT CHARGES FOR MEN	P/CUT	50.00	60.00	95.00	50.00	141.67	120.00	85.00	60.00
BEAUTY PORL HAIR STYL CHARGE	P/STY.	100.00	175.00	325.00	250.00	250.00	225.00	400.00	155.00
SHAVING CHARGES	PER SHV	20.00	35.00	50.00	30.00	76.67	60.00	25.00	37.50
LIPSTICK S.MISS/MEDORA	EACH	110.00	100.00	105.00	90.00	110.00	120.00	100.00	95.00
NAIL POLISH S.MISS/MEDORA	EACH	80.00	85.00	60.00	50.00	100.00	100.00	105.00	90.00
PERFUME MED.SIZE MEDORA/BROACH	EACH	210.00	120.00	180.00	185.00	186.67	190.00	110.00	120.00
HAIR-OIL AMLA/CHAMBELI	BOTTLE	110.00	120.00	110.00	110.00	115.00	115.00	120.00	100.00
TOILET SOAP LUX 95 GRAMS	EACH	40.38	40.38	40.38	40.38	40.38	40.38	40.38	40.38
TOILET SOAP LIFEBOUY 140 GRM	EACH	36.00	36.00	36.00	36.00	36.00	36.00	36.00	36.00
TOILET SOAP SAFEGUARD BATH SIZE	EACH	48.00	48.00	48.00	48.00	48.00	48.00	48.00	48.00
TOOTHPASTE MACKLINES 70 GRM	EACH	50.00	50.00	50.00	50.00	50.00	50.00	50.00	50.00
TOOTHPAST MED SIZE CLGATE 70 GMS	EACH	60.67	60.67	60.67	60.67	60.67	60.67	60.67	60.67
TOOTHBRUSH SHEILD A/PLAQUE	EACH	40.00	40.00	40.00	35.00	45.00	45.00	42.50	32.50
TOOTHPOWDER DENTONIC 90 GRM	EACH	25.00	28.00	25.00	25.00	25.00	25.00	25.00	25.00
HAIR-COLOUR BEGIN (6 GMS)	EACH	96.00	100.00	95.00	90.00	95.00	95.00	90.00	95.00
HAIR COLOUR (KALAKOLA)	BOTTLE	120.00	130.00	120.00	120.00	130.00	120.00	120.00	120.00
FACECREAM PONDS (MEDIUM)	EACH	110.00	120.00	105.00	110.00	110.00	110.00	110.00	120.00
TALC POWDER VICE ROAY,B.CAT	EACH	135.00	130.00	150.00	140.00	120.00	145.00	120.00	120.00
BLADE TREET ORDINARY 10'S	PKT.	30.00	45.00	45.00	40.00	30.83	35.00	30.00	30.00
BLADE 7-O-CLOCK STAIN. 5'S	PKT.	32.00	30.00	32.50	35.00	35.00	35.00	30.00	30.00
SHAMPOO SUNSILK/PAINTIN 100 ML	BOTTLE	110.00	95.00	110.00	110.00	100.00	100.00	100.00	100.00
BEAUTY CREAM (FAIR & LOVELY)	EACH	155.00	155.00	155.00	155.00	85.00	85.00	155.00	85.00
HAIR REMOVING CREAM (EU-CREAM)	TUBE	60.00	65.00	60.00	60.00	60.00	55.00	60.00	55.00
GEL MEDIUM SIZE	BOTTLE	75.00	70.00	70.00	120.00	120.00	120.00	120.00	65.00
DISPOSABLE RAZOR GILLET-II	EACH	35.00	40.00	37.50	35.00	45.00	45.00	35.00	35.00
SHAVING CREAM TOUCH-ME/ADM.	EACH	60.00	55.00	60.00	60.00	60.00	60.00	60.00	55.00
GOLD TEZABI 24 CT	10 GM.	40291.00	40400.00	40291.00	40858.00	41564.00	41208.00	40294.00	39866.00
SILVER TEZABI 24 CT	10 GM.	574.00	582.00	642.00	630.00	677.00	708.00	643.00	730.00
ARTIFICIAL JEWELLARY SET	SET	500.00	600.00	900.00	250.00	950.00	850.00	725.00	750.00
WRIST WATCH GENTS CITIZEN (ORIGINAL) ***	EACH	2600.00	2600.00	3000.00	2500.00	4000.00	4000.00	2000.00	2500.00
WRIST WATCH LADIES CITIZEN (ORIGINAL) ***	EACH	2600.00	2500.00	2500.00	2500.00	4000.00	4000.00	1800.00	2500.00
WALL CLOCK QUARTZ AV.QLTY	EACH	300.00	475.00	450.00	200.00	1350.00	1350.00	525.00	425.00
SUITCASE REXIN (24"x16"x6")	EACH	850.00	1275.00	1100.00	900.00	783.33	900.00	1000.00	675.00
TRUNK MEDIUM SIZE ***	EACH	950.00	2000.00	1000.00	1150.00	4250.00	3800.00	1150.00	1650.00
PURSE LADIES (LEATHER) AVERAGE QUALITY	EACH	450.00	600.00	950.00	300.00	1266.67	975.00	700.00	675.00

7.11 Intercity Consumer Prices November, 2014

Description	Unit	D.I. Khan	Mingora	Quetta	Turbat	Gawadar	Loralai	Khuzdar	D.M. Jamali
WHEAT	10 KG.	340.00	345.00	385.00	480.00	480.00	380.00	450.00	315.00
WHEAT FLOUR FINE/SUPERIOR.	KG.	41.00	50.00	43.00	60.00	58.00	40.00	50.00	43.00
WHEAT FLOUR AVG. QLTY	KG.	37.00	45.00	41.00	50.00	50.00	39.00	48.00	40.00
WHEAT FLOUR BAG	10 KG.	410.00	395.00	410.00	490.00	515.00	390.00	480.00	425.00
MAIDA	KG.	50.00	55.00	60.00	75.00	80.00	58.00	52.00	50.00
SUJI	KG.	50.00	57.50	60.00	80.00	80.00	60.00	70.00	50.00
BESAN AV. QLTY.	KG.	80.00	80.00	90.00	110.00	120.00	100.00	110.00	90.00
RICE BASMATI SUP. QLTY.	KG.	130.00	127.50	160.00	170.00	180.00	140.00	110.00	125.00
RICE BASMATI 385/386	KG.	107.50	77.50	95.00	90.00	105.00	120.00	75.00	100.00
RICE BASMATI BROKEN AV.QLTY	KG.	65.00	60.00	90.00	67.50	70.00	100.00	60.00	55.00
RICE IRRI-6 (SINDH/PUNJAB)	KG.	65.00	50.00	50.00	55.00	56.00	50.00	50.00	42.50
VERMICELLI	KG.	70.00	80.00	75.00	80.00	70.00	70.00	70.00	70.00
BREAD PLAIN MEDIUM SIZE	EACH	30.00	35.00	40.00	30.00	30.00	35.00	40.00	30.00
RUSK (PAPAY)	KG.	140.00	300.00	135.00	160.00	160.00	160.00	150.00	120.00
BISCUITS-PACKED	PKT	35.00	35.00	35.00	35.00	35.00	35.00	35.00	35.00
BISCUIT-BAKERY (LOOSE)	250 GM	55.00	65.00	55.00	56.00	60.00	55.00	80.00	70.00
CORNFLAKS FAUJI 225 GM.	PKT	165.00	170.00	162.00	153.00	154.00	120.00	153.00	180.00
SAMOSA (VEGATABLE)	EACH	10.00	10.00	12.00	7.00	6.00	15.00	6.00	10.00
PASTRY AV.QLTY.	EACH	25.00	20.00	22.50	20.00	20.00	22.50	15.00	20.00
PATTIES (VEGATABLES)	EACH	20.00	15.00	25.00	20.00	20.00	20.00	15.00	17.00
NIMCO	250 GM	50.00	50.00	45.00	70.00	70.00	75.00	80.00	65.00
CHIPS	250 GM	55.00	60.00	50.00	65.00	80.00	60.00	80.00	65.00
BEEF WITH BONE AV.QLTY.	KG	270.00	265.00	400.00	350.00	360.00	300.00	320.00	260.00
MUTTON AV.QLTY.	KG	550.00	400.00	600.00	650.00	650.00	560.00	520.00	540.00
CHICKEN FARM BROILER (LIVE)	KG	155.00	155.00	175.00	260.00	285.00	200.00	220.00	165.00
FISH-RAHU MEDIUM SIZE	KG	250.00	250.00	320.00	360.00	350.00	260.00	250.00	275.00
MILK FRESH (UNBOILED)	LTR.	60.00	80.00	85.00	110.00	110.00	85.00	80.00	80.00
CURD	KG.	80.00	95.00	100.00	120.00	120.00	90.00	90.00	120.00
MILK TETRA PACK 1/2 LTR.	PKT.	60.00	55.00	60.00	64.00	60.00	60.00	50.00	50.00
LACTOGEN 400 GRAMS	PKT.	425.00	425.00	425.00	425.00	425.00	425.00	395.00	425.00
POWDER MILK NIDO 400GM.	PKT	350.00	350.00	350.00	350.00	350.00	350.00	350.00	345.00
MILK POWDER LOOSE/PACKED	KG.	430.00	625.00	400.00	500.00	490.00	480.00	675.00	475.00
BUTTER LOCAL PACKED	50 GM.	35.00	25.00	24.00	30.00	30.00	0.00	30.00	30.00
EGGS FARM	DOZ	110.00	120.00	125.00	140.00	145.00	140.00	110.00	120.00
MUSTARD OIL AV.QLTY.	KG.	160.00	220.00	190.00	200.00	215.00	200.00	190.00	190.00
COOKING OIL (DALDA)	2.5LTR	540.00	531.25	540.00	520.00	547.50	520.00	550.00	515.00
COOKING OIL (PAKWAN) OTHER BRAND SPECIFY	2.5 LTR	492.00	350.00	515.00	520.00	540.00	500.00	550.00	460.00
VEGETABLE GHEE TIN	2.5KG.	500.00	420.00	510.00	540.00	530.00	500.00	550.00	500.00
VEGETABLE GHEE (LOOSE)	KG.	160.00	153.00	190.00	185.00	182.00	176.25	170.00	170.00
DATES AV.QLTY.	KG.	190.00	185.00	160.00	75.00	100.00	205.00	95.00	200.00
PISTACHIO AV.QLTY.	50 GM.	60.00	110.00	60.00	60.00	65.00	60.00	130.00	55.00
ALMONDS WHOLE AV.QLTY.	KG.	400.00	660.00	445.00	480.00	450.00	400.00	800.00	725.00
COCONUT DRY AV.QLTY.	KG.	300.00	270.00	240.00	200.00	200.00	200.00	400.00	350.00
RAISINS AV.QLTY.	50 GM.	14.50	25.00	22.50	20.00	20.00	20.00	60.00	27.50
GROUNDNUTS (WITH SHELL)	KG.	155.00	135.00	140.00	145.00	145.00	180.00	180.00	240.00
MALTA/MOSAMBI	DOZ	0.00	0.00	60.00	130.00	140.00	0.00	0.00	100.00
KINNU	DOZ	0.00	0.00	0.00	0.00	0.00	0.00	0.00	0.00
APPLE	KG	110.00	335.00	90.00	125.00	135.00	70.00	75.00	60.00
ALOO BUKHARA	KG	0.00	0.00	0.00	0.00	0.00	0.00	0.00	0.00
POMEGRANATE (ANNAR)	KG	155.00	0.00	140.00	165.00	195.00	116.25	100.00	90.00
GRAPES	KG	0.00	0.00	0.00	0.00	0.00	0.00	0.00	0.00
BANANAS	DOZ	55.00	70.00	60.00	80.00	80.00	70.00	100.00	45.00
MANGO KALMI	KG	0.00	0.00	0.00	0.00	0.00	0.00	0.00	0.00
GUAVA	KG	70.00	150.00	80.00	85.00	80.00	50.00	0.00	80.00
WATERMELON (TURBOOZ)	KG	0.00	0.00	0.00	0.00	0.00	0.00	0.00	0.00
MUSKMELON (KHARBOOZA)	KG	0.00	0.00	0.00	0.00	0.00	0.00	0.00	0.00
SWEETMELON (GARMA)	KG	0.00	0.00	0.00	0.00	0.00	0.00	0.00	0.00
PULSE MASOOR (WHOLE)	KG.	110.00	110.00	145.00	120.00	120.00	120.00	100.00	140.00
PULSE MASOOR (WASHED)	KG.	120.00	120.00	150.00	127.50	125.00	125.00	110.00	155.00
PULSE MOONG (WASHED)	KG.	140.00	130.00	190.00	135.00	135.00	140.00	140.00	162.50
PULSE MASH (WASHED)	KG.	160.00	150.00	190.00	150.00	152.50	160.00	135.00	145.00
PULSE GRAM	KG.	80.00	70.00	105.00	100.00	100.00	121.25	85.00	80.00
GRAM WHOLE BLACK AV QLTY.	KG.	50.00	60.00	100.00	120.00	120.00	120.00	150.00	110.00

Contd.

7.11 Intercity Consumer Prices November, 2014

Description	Unit	D.I. Khan	Mingora	Quetta	Turbat	Gawadar	Loralai	Khuzdar	D.M. Jamali
GRAM WHOLE YELLOW AV.QLTY	KG.	110.00	105.00	145.00	160.00	160.00	120.00	170.00	160.00
BEANS (LAL LOBIA)	KG.	140.00	130.00	125.00	90.00	90.00	140.00	140.00	125.00
POTATOES	KG	55.00	60.00	40.00	75.00	85.00	80.00	60.00	50.00
ONION	KG	30.00	38.75	30.00	50.00	55.00	45.00	35.00	25.00
TURNIP	KG	30.00	30.00	30.00	45.00	60.00	35.00	25.00	30.00
RADISH	KG	30.00	25.00	37.50	35.00	35.00	45.00	30.00	30.00
TOMATOES	KG	35.00	30.00	40.00	75.00	80.00	35.00	50.00	35.00
CABBAGE	KG	0.00	0.00	0.00	0.00	0.00	0.00	0.00	0.00
CAULIFLOWER	KG	30.00	57.50	47.50	75.00	80.00	35.00	25.00	40.00
BRINJAL	KG	30.00	50.00	30.00	55.00	60.00	25.00	35.00	25.00
PUMPKIN	KG	0.00	0.00	0.00	0.00	0.00	0.00	0.00	0.00
BOTTLEGOURD	KG	0.00	60.00	37.50	60.00	50.00	25.00	30.00	50.00
LADY FINGER	KG	0.00	0.00	0.00	0.00	0.00	0.00	0.00	0.00
PEAS	KG	100.00	120.00	117.50	170.00	180.00	95.00	70.00	0.00
SPINACH	KG	35.00	32.50	27.50	30.00	30.00	20.00	10.00	40.00
TINDA	KG	55.00	80.00	77.50	75.00	75.00	15.00	0.00	45.00
TURAI	KG	50.00	0.00	77.50	60.00	70.00	60.00	0.00	80.00
KARAILA	KG	50.00	80.00	97.50	100.00	100.00	80.00	50.00	40.00
ARVI	KG	50.00	55.00	57.50	56.00	70.00	80.00	0.00	75.00
CHILLIES GREEN	KG	60.00	80.00	57.50	125.00	150.00	30.00	65.00	45.00
CARROT	KG	0.00	80.00	25.00	75.00	65.00	30.00	0.00	35.00
CUCUMBER (KHEERA)	KG	60.00	80.00	77.50	85.00	85.00	60.00	0.00	45.00
LEMON	250GM	20.00	25.00	47.50	70.00	75.00	50.00	80.00	60.00
SUGAR REFINED	KG.	56.00	60.00	57.00	72.00	71.00	60.00	55.00	55.00
GUR AV.QLTY	KG.	90.00	82.50	85.00	95.00	90.00	80.00	85.00	62.50
HONEY LANGANESE 500 GM.	BOTTLE	860.00	500.00	740.00	650.00	700.00	610.00	500.00	800.00
MILO 200 GM.	BOTTLE	220.00	200.00	185.00	150.00	150.00	200.00	200.00	220.00
CUSTARD POWDER RAFHAN 300 GM.	PKT	75.00	75.00	70.00	80.00	80.00	80.00	70.00	75.00
TOFFEE (HILAL)	EACH	1.00	1.00	1.00	2.00	2.50	1.00	1.00	2.00
CHOWKELATE CANDY (SMALL SIZE)	EACH	5.00	5.00	5.00	5.00	5.00	5.00	5.00	5.00
SWEETMEAT (MIXED)	KG	242.50	250.00	250.00	350.00	350.00	250.00	300.00	285.00
ICE CREAM WALLS	CUP.	40.00	40.00	40.00	40.00	40.00	40.00	40.00	40.00
ICE	KG	9.00	15.00	15.00	10.00	15.00	12.00	20.00	10.00
JAM AHMED/MITCHELLES	BOTTLE	130.00	120.00	135.00	115.00	115.00	140.00	190.00	125.00
SQUASH-MITCHELLES	BOTTLE	150.00	150.00	135.00	142.50	150.00	150.00	160.00	150.00
ROOH AFZA	BOTTLE	130.00	145.00	145.00	150.00	155.00	140.00	145.00	150.00
JAM-E-SHIREEN	BOTTLE	145.00	145.00	145.00	150.00	150.00	145.00	150.00	150.00
SAUNF	50 GM	12.00	10.00	13.50	14.50	14.00	15.00	30.00	15.00
CINAMON LOOSE AV. QLTY	50 GM.	20.00	20.00	22.50	30.00	40.00	25.00	30.00	22.50
CUMINSEED WHITE NATIONAL	50 GM.	52.00	50.00	50.00	51.00	50.00	50.00	50.00	54.00
PEPPER BLACK NATIONAL	50 GM.	96.00	96.00	96.00	74.00	75.00	96.00	80.00	96.00
CLOVES LOOSE AV.QLTY	50 GM.	60.00	85.00	86.00	50.00	50.00	100.00	80.00	120.00
CARDAMOM LARGE LOOSE AV.QLTY	50 GM.	90.00	85.00	145.00	60.00	70.00	150.00	160.00	105.00
CARDAMOM SMALL AV.QLTY	50 GM.	75.00	85.00	180.00	150.00	150.00	150.00	180.00	95.00
SALT-POWDERED (LAHORI) LOOSE	KG.	5.00	15.00	10.00	10.00	10.00	12.00	10.00	10.00
SALT POWDERED (NATIONAL/SHAN)	PKT	25.00	20.00	25.00	20.00	20.00	25.00	25.00	25.00
CHILLIES POWD.NATIONAL 200GM	PKT	105.00	105.00	105.00	105.00	105.00	105.00	105.00	105.00
CHILLIES POWDER LOOS	KG.	220.00	220.00	290.00	350.00	375.00	300.00	200.00	255.00
CORRIANDER SEED POWD.NATIONAL	PKT	88.00	116.00	80.00	80.00	80.00	48.00	100.00	87.00
CORRIANDER SEED (LOOSE)	KG.	200.00	230.00	230.00	150.00	290.00	240.00	300.00	245.00
TURMERIC POWD.NATIONAL 50GM	PKT.	35.00	39.00	35.00	35.00	35.00	33.00	39.00	35.00
CURRY POWD. NATIONAL 200 GM	PKT.	86.00	86.00	87.00	86.00	86.00	86.00	86.00	86.00
TOMATO KETCHUP AHMED/MITCHL	BOTTLE	100.00	105.00	80.00	80.00	80.00	90.00	90.00	95.00
PICKLES AHMED/MITCHELLES	BOTTLE	95.00	102.50	90.00	100.00	100.00	100.00	110.00	92.50
VINEGAR SYNTHETIC (SIRKA)	BOTTLE	47.50	85.00	75.00	50.00	60.00	80.00	50.00	75.00
GARLIC	KG	130.00	140.00	120.00	175.00	175.00	90.00	160.00	120.00
GINGER	KG	120.00	260.00	120.00	190.00	200.00	200.00	180.00	200.00
TAPAL DANEDAR TEA 200GM PACKET	PKT	126.32	126.32	113.68	126.32	126.32	126.32	126.32	126.32
TEA LIPTON YELLOW LABEL 200GM.	PKT.	128.42	128.42	124.21	147.37	165.00	147.37	124.21	124.21
TEA LOOSE KENYA AV.QLTY 250GM.	PKT.	115.00	127.50	112.50	160.00	170.00	270.00	140.00	160.00
COFFEE-NESCAFE 75 GM. **	BOTTLE	320.00	330.00	300.00	290.00	300.00	300.00	270.00	275.00
COLD DRINK (STANDARD SIZ)	BOTTLE	25.00	25.00	25.00	30.00	30.00	25.00	25.00	25.00
FRUIT JUICE TETRA PACK	PKT.	20.00	27.50	15.00	20.00	20.00	16.50	20.00	15.00

Contd.

7.11 Intercity Consumer Prices November, 2014

Description	Unit	D.I. Khan	Mingora	Quetta	Turbat	Gawadar	Loralai	Khuzdar	D.M. Jamali
MINERAL WATER NESTLE 1.5 LTR	BOTTLE	42.50	45.00	45.00	50.00	50.00	45.00	45.00	50.00
CIGARETTES K-2 10'S **	PKT	50.00	50.00	50.00	45.00	45.00	45.00	45.00	45.00
CIGARETTES CAPSTAN 10'S **	PKT	50.00	50.00	50.00	62.50	60.00	50.00	50.00	50.00
CIGARETTES GOLD LEAF 20'S	PKT	100.00	100.00	100.00	105.00	105.00	100.00	100.00	102.50
CIGARETTES MORVEN GOLD 20'S	PKT	50.00	50.00	50.00	60.00	60.00	50.00	50.00	50.00
BETEL LEAVES	50GM.	50.00	60.00	40.00	40.00	40.00	35.00	50.00	55.00
BETEL NUTS	KG.	280.00	400.00	235.00	240.00	240.00	240.00	350.00	200.00
LONG CLOTH 57" GUL AHMED/AL-KARAM	METER	220.00	185.00	170.00	180.00	180.00	171.25	190.00	225.00
SHIRTING AV.QLTY.	METER	150.00	175.00	150.00	150.00	150.00	135.00	160.00	155.00
PANT CLOTH W & WEAR AV.QLTY	METER	265.00	650.00	300.00	270.00	300.00	370.00	180.00	200.00
LAWN PRINTED GUL AHMED/AL-KARAM	METER	260.00	181.25	180.00	150.00	150.00	190.00	180.00	205.00
GEORGETTE AV.QLTY	METER	90.00	110.00	105.00	80.00	80.00	145.00	95.00	70.00
LINEN AV.QLTY ***	METER	80.00	145.00	85.00	70.00	75.00	130.00	140.00	100.00
HEAVY WT SUITING LAWERNPCUR AVG QLTY	METER	750.00	1537.50	1100.00	1100.00	1100.00	1000.00	1100.00	900.00
HEAVY WT SUITING LAWERNPCUR SUP QLTY	METER	1200.00	1650.00	1300.00	1300.00	1300.00	1500.00	1300.00	1300.00
TROPICAL SUITING LAW.PUR	METER	750.00	1250.00	950.00	950.00	950.00	1000.00	950.00	950.00
PANT BOY 24"/26" LENGTH.	EACH	450.00	375.00	375.00	300.00	360.00	500.00	800.00	325.00
SHIRT BOY 24"/26" LENGTH	EACH	240.00	325.00	275.00	300.00	330.00	300.00	800.00	325.00
SCHOOL UNI. PANT,SHIRT BOYS	SUIT	475.00	625.00	475.00	750.00	700.00	550.00	800.00	485.00
SCHOOL UNI. KAMEEZ,SHAL.BOYS	SUIT	450.00	490.00	450.00	700.00	680.00	500.00	450.00	350.00
SCHOOL UNI. KAMEEZ,SHAL.GIRL	SUIT	500.00	625.00	475.00	750.00	800.00	495.00	800.00	500.00
FROCK W/WEAR GIRLS	EACH	650.00	550.00	450.00	200.00	245.00	475.00	700.00	350.00
AWAMI-SUIT W & W(BOY) 24"/26	SUIT	600.00	615.00	475.00	900.00	800.00	500.00	500.00	550.00
AWAMI-SUIT W&W (GENTS)AV.QLTY	SUIT	925.00	1225.00	675.00	850.00	850.00	700.00	700.00	1100.00
PULLOVER GENTS OXFORD/BON.	EACH	2400.00	2950.00	3250.00	2000.00	2000.00	2800.00	2000.00	1900.00
PULLOVER LADIES OXFORD/BON.	EACH	2400.00	2850.00	3350.00	2150.00	2175.00	3000.00	2750.00	1700.00
PULLOVER (GENTS) OTHERS A.QTY	EACH	825.00	1850.00	725.00	500.00	500.00	1100.00	700.00	1500.00
SECOND-HAND COAT FOR MEN	EACH	200.00	650.00	300.00	250.00	250.00	343.75	280.00	225.00
SECONDHAND SWEETER FOR MEN DUP QLTY	EACH	150.00	450.00	350.00	200.00	200.00	350.00	220.00	200.00
SECONDHAND WINTER JACKET	EACH	200.00	925.00	325.00	275.00	275.00	275.00	220.00	275.00
UNDERWEAR AV.QLTY MEDIUM SIZE	EACH	70.00	130.00	65.00	90.00	90.00	70.00	170.00	65.00
VEST FOR MEN AV.QLTY.	EACH	70.00	90.00	75.00	115.00	105.00	86.25	150.00	130.00
VEST/SHAMEEZ (WOMEN) AVG. QLTY	EACH	110.00	65.00	105.00	160.00	170.00	105.00	275.00	100.00
SOCKS NYLON (PAKISTANI)	PAIR	50.00	53.75	67.50	120.00	120.00	75.00	70.00	55.00
BRASSIER AV.QLTY.	EACH	85.00	105.00	100.00	120.00	120.00	107.50	200.00	130.00
BRASSIER SUP QLTY	EACH	110.00	147.50	250.00	190.00	200.00	300.00	250.00	212.50
DOPATTA GEORGETTE AV.QLTY.	EACH	250.00	350.00	210.00	280.00	300.00	210.00	250.00	190.00
DOPATTA COTTON AV GLTY	EACH	230.00	255.00	125.00	150.00	215.00	112.50	225.00	140.00
CHADDAR (W/WEAR) (2x2.5 MTR)	EACH	337.50	750.00	230.00	280.00	300.00	290.00	300.00	525.00
LUNGI/DHOTI(COTTON) AVG. QLTY	EACH	230.00	210.00	240.00	235.00	265.00	450.00	275.00	200.00
HANDKERCHIEF AVG. QLTY PAK	EACH	30.00	25.00	30.00	50.00	45.00	32.50	50.00	45.00
HANDKERCHIEF SUP. QLTY PAK	EACH	40.00	35.00	50.00	65.00	65.00	45.00	70.00	65.00
GLOVES AV QLTY	PAIR	60.00	55.00	55.00	85.00	85.00	60.00	200.00	45.00
AZARBAND COTTON AVG. QLTY	EACH	11.00	10.00	12.50	20.00	20.00	13.50	20.00	30.00
SEWING THREAD/REEL(ASLI PARI)	EACH	5.00	5.00	4.00	7.00	7.00	7.00	6.00	5.50
WASHING CHARGES PAINT & SHIRT	SUIT	80.00	100.00	65.00	45.00	50.00	75.00	170.00	55.00
DRY CLEANING SUIT COAT PANT	SUIT	180.00	450.00	150.00	200.00	245.00	150.00	175.00	155.00
WASHING CH. (KAMIZ-SHALWAR)	PAIR	35.00	60.00	40.00	45.00	45.00	45.00	55.00	55.00
TAILORING SHIRT	EACH	265.00	500.00	265.00	250.00	250.00	300.00	250.00	250.00
TAILORING CHARGES PANT (MEN)	EACH	550.00	925.00	425.00	375.00	375.00	400.00	375.00	500.00
TAILORING COAT-PANT SUIT	SUIT	2500.00	4400.00	3250.00	3250.00	3250.00	3500.00	3250.00	3500.00
TAILORING AWAMI-SUIT (MALE)	SUIT	425.00	550.00	475.00	500.00	500.00	500.00	400.00	425.00
TAILORING SUIT FEMALE	SUIT	375.00	550.00	475.00	400.00	400.00	500.00	375.00	300.00
GENTS SHOES PAUL BATA	PAIR	1199.00	1199.00	1199.00	1199.00	1199.00	1199.00	1199.00	1199.00
GENTS SANDAL BATA	PAIR	699.00	699.00	699.00	699.00	699.00	699.00	699.00	699.00
GENTS SPOUNG CHAPPAL BATA	PAIR	179.00	179.00	179.00	179.00	179.00	179.00	179.00	179.00
LADIES SANDAL BATA	PAIR	499.00	499.00	499.00	499.00	499.00	499.00	499.00	499.00
LADIES SPOUNG CHAPPAL BATA	PAIR	179.00	179.00	179.00	179.00	179.00	179.00	179.00	179.00
CHILD SHOE POWER LITE BATA	PAIR	599.00	599.00	599.00	599.00	599.00	599.00	599.00	599.00
GENTS SHOE, ART 1109 SERVICE	PAIR	999.00	999.00	999.00	999.00	999.00	999.00	999.00	999.00
NYLON JOGGER 27 SIZE 2-5 ***	PAIR	1299.00	1299.00	1299.00	1299.00	1299.00	1299.00	1299.00	1299.00
CHINA FOOT WEAR AV. QLTY (MALE) *	PAIR	750.00	1350.00	475.00	750.00	700.00	500.00	200.00	550.00
CHINA FOOT WEAR AV. QLTY (FEMALE) *	PAIR	475.00	500.00	300.00	575.00	600.00	350.00	200.00	425.00

Contd.

7.11 Intercity Consumer Prices November, 2014

Description	Unit	D.I. Khan	Mingora	Quetta	Turbat	Gawadar	Loralai	Khuzdar	D.M. Jamali
CHINA FOOT WEAR AV. QLTY (CHILDREN) *	PAIR	325.00	475.00	285.00	500.00	500.00	300.00	200.00	275.00
SHOE REPAIR HALF SOLE	PAIR	95.00	156.25	90.00	120.00	100.00	55.00	80.00	85.00
SHOES POLISH CHARGES AVERAGE SHOP	PAIR	10.00	20.00	20.00	30.00	30.00	17.50	20.00	12.50
HOUSE RENT (combined)	MONTH	4509.00	3272.00	9621.00	3569.00	5429.00	3645.00	1997.00	3312.00
rent 2	pm	4509.00	3272.00	9621.00	3569.00	5429.00	3645.00	1997.00	3312.00
RENT3	PM	4509.00	3272.00	9621.00	3569.00	5429.00	3645.00	1997.00	3312.00
RENT4	PM	4509.00	3272.00	9621.00	3569.00	5429.00	3645.00	1997.00	3312.00
RENT5	PM	4509.00	3272.00	9621.00	3569.00	5429.00	3645.00	1997.00	3312.00
RENT6	PM	4509.00	3272.00	9621.00	3569.00	5429.00	3645.00	1997.00	3312.00
SYNTHETIC ENEMAL ROBIALAC BALTI 3.64 LTR.	EACH	1872.50	1912.50	1615.00	1600.00	1600.00	1550.00	1900.00	1700.00
SYNTHETIC ENEMAL ICI BALTI 3.64 LTR.	EACH	1915.00	1887.50	1875.00	1312.50	1700.00	1650.00	1900.00	1450.00
CEMENT (LOCAL) SPECIFY BRAND NAME	BAG	510.00	517.50	570.00	547.50	560.00	470.00	550.00	535.00
BRICKS (NEW) IST CLASS	P/1000	6200.00	9600.00	6250.00	0.00	0.00	6500.00	5000.00	6500.00
CEMENT BLOCKS (6"x8"x12")	P/100	0.00	3025.00	0.00	1900.00	2000.00	0.00	1700.00	0.00
BAJREE	100CFT	3000.00	2450.00	4250.00	3400.00	3900.00	2775.00	5000.00	2400.00
SAND (BLACK PIT SAND)	K100CFT	1500.00	2550.00	3250.00	2500.00	3000.00	2300.00	0.00	2200.00
TIMBER SHESHAM LOG IST QUALITY	cubmt.	32400.00	0.00	55582.00	0.00	0.00	0.00	0.00	0.00
IRON BAR (M.S. BAR) 1/2"	P/TON	74500.00	81500.00	83000.00	76000.00	76000.00	74500.00	90000.00	81000.00
CARPANTER WAGE RATE	P/DAY	950.00	950.00	900.00	1000.00	1000.00	1000.00	1000.00	600.00
MASON (RAJ) WAGE RATE	P/DAY	950.00	1000.00	1100.00	1250.00	1400.00	900.00	950.00	700.00
UNSKILLED LABOUR WAGE RATE	P/DAY	400.00	500.00	550.00	650.00	650.00	550.00	350.00	375.00
PLUMBER WAGE RSTE	P/DAY	800.00	900.00	800.00	1000.00	1000.00	1100.00	1000.00	650.00
ELECTICIAN WAGE RATE PER DAY **	P/DAY	800.00	900.00	750.00	1000.00	1050.00	700.00	0.00	550.00
ELECTICIAN WAGE RATE PER POINT **	P/PNT	70.00	155.00	150.00	100.00	100.00	175.00	100.00	125.00
WATER CHARGES PER HOUSE	P/MON.	100.00	130.00	125.00	150.00	250.00	0.00	190.00	300.00
ELECT.CHARGES UPTO 50 UNITS	P/UNIT	2.00	2.00	2.00	2.00	2.00	2.00	2.00	2.00
ELECT.CHARGES 01 - 100 UNIT	P/UNIT	5.79	5.79	5.79	5.79	5.79	5.79	5.79	5.79
ELECT.CHARGES 101 - 300 UNIT	P/UNIT	9.90	9.90	9.90	9.90	9.90	9.90	9.90	9.90
ELECT.CHARGES 301 - 1000 UNIT	P/UNIT	15.63	15.63	15.63	15.63	15.63	15.63	15.63	15.63
ELECT.CHARGES ABOVE 1000 UNIT	P/UNIT	17.71	17.71	17.71	17.71	17.71	17.71	17.71	17.71
ELEC	PM	10.21	10.21	10.21	10.21	10.21	10.21	10.21	10.21
GAS CHRg upto 3.3719 MMBTU	MMBTU	0.00	124.18	124.18	0.00	0.00	0.00	0.00	124.18
GAS CHRg 3.3719 - 6.7438 MMBTU	MMBTU	0.00	248.37	248.37	0.00	0.00	0.00	0.00	248.37
GAS CHRg 6.7438 - 10.1157 MMBTU	MMBTU	0.00	248.37	248.37	0.00	0.00	0.00	0.00	248.37
GAS CHRg10.1157 - 13.4876 MMBTU	MMBTU	0.00	620.91	620.91	0.00	0.00	0.00	0.00	620.91
GAS	PM	0.00	620.91	620.91	0.00	0.00	0.00	0.00	620.91
GAS	PM	0.00	372.55	372.55	0.00	0.00	0.00	0.00	372.55
KEROSENE OIL	LTR	100.00	118.75	98.00	115.00	120.00	130.00	120.00	125.00
FIREWOOD WHOLE	40 KG.	350.00	475.00	575.00	360.00	400.00	400.00	400.00	350.00
CHAIR SHESHAM WOOD WITH ARMS **	EACH	2250.00	1450.00	1150.00	1900.00	2000.00	1350.00	1400.00	1550.00
CHAIR PLASTIC (CHAIRMAN) AVERAGE QUALITY	EACH	800.00	500.00	550.00	700.00	700.00	587.50	1200.00	750.00
TABLE SHESHAM WOOD (4X2X5") ***	EACH	4100.00	5000.00	5500.00	3900.00	3700.00	4500.00	4500.00	5625.00
SOFASET WOODEN WITH FOAM SEAT **	SET	17200.00	17000.00	28000.00	9000.00	8500.00	10000.00	12000.00	12000.00
COT IRON (WITH NIWAR)AV.QLTY.	EACH	2100.00	1750.00	2600.00	2350.00	2400.00	2550.00	2000.00	2500.00
ALMIRAH (STEEL) 6'X3' 20 GUAGE	EACH	9200.00	8750.00	9000.00	10000.00	10000.00	6750.00	11000.00	13000.00
DINNING TABLE 6 CHAIRS A.QLTY	SET	14600.00	18500.00	13000.00	22000.00	20000.00	11000.00	10500.00	15500.00
SINGLE BED WITHOUT FOAM MED.	EACH	5600.00	4375.00	6500.00	3700.00	3600.00	4500.00	8000.00	5750.00
MATRESS SINGLE(4"THICK)	EACH	3350.00	3800.00	3750.00	3500.00	2950.00	3900.00	4000.00	5000.00
FARSHI DARI 12'X9' AV.QLTY	EACH	1000.00	1450.00	1000.00	500.00	500.00	1000.00	2500.00	1200.00
DARI COTTON (6'x2 1/2') AV.QL	EACH	350.00	1175.00	475.00	383.33	300.00	500.00	1500.00	425.00
CARPET PLAIN AV. QLTY	SQFT.	35.00	45.00	61.25	48.67	50.00	35.00	35.00	45.00
QUILT (LIHAF) 3 KG. COTTON	EACH	600.00	650.00	700.00	550.00	500.00	625.00	1100.00	675.00
BLANKET (90" x 54")	EACH	2900.00	4650.00	2000.00	2450.00	2500.00	2000.00	2800.00	3750.00
BEDSHEET SINGLE BED SUP.QLTY	EACH	500.00	650.00	575.00	370.00	380.00	500.00	1000.00	550.00
BED SHEET DOUBLE WITH TWO PILLOW COVERS SUP QLTY	SET	1075.00	1250.00	575.00	430.00	435.00	550.00	1200.00	800.00
TOWEL(3'x2') AV. QALTY	EACH	275.00	250.00	150.00	200.00	215.00	206.25	300.00	120.00
CEILING FAN 48" SUPER QLTY **	EACH	3250.00	2975.00	2650.00	3700.00	3600.00	2500.00	3000.00	3150.00
PEDESTAL FAN 22" SUPER QLTY	EACH	4730.00	3550.00	3600.00	3500.00	3500.00	3500.00	3500.00	4100.00
REFG. DAWLENCE 10 CFT. D.DOOR	EACH	33500.00	26500.00	29500.00	34000.00	33500.00	26300.00	38000.00	32000.00
D-FREEZER WAVES 8 CFT.	EACH	29000.00	30000.00	25000.00	31000.00	33000.00	25000.00	35000.00	25500.00
AIRCONDITIONER 1.5 TON PEL	EACH	44000.00	44000.00	39500.00	43500.00	43300.00	40000.00	46000.00	44500.00
SPLIT AIR CONDITIONER 1.5 TON (SPECIFY BRAND NAME)	EACH	43000.00	44000.00	40000.00	45000.00	45500.00	43500.00	40000.00	46000.00
AIRCOOLER SUPER ASIA	EACH	14900.00	9750.00	11500.00	9500.00	9500.00	11500.00	10500.00	10000.00

Contd.

7.11 Intercity Consumer Prices November, 2014

Description	Unit	D.I. Khan	Mingora	Quetta	Turbat	Gawadar	Loralai	Khuzdar	D.M. Jamali
WASHING MACHINE SINGER	EACH	14700.00	14700.00	15200.00	14700.00	14700.00	15000.00	14700.00	14700.00
SEWING MACHINE(SINGER)	EACH	5210.00	5700.00	5210.00	5400.00	5250.00	5400.00	5210.00	5210.00
GIZER LARGE SIZE 30 GALLON CAPACITY SUP QLTY	EACH	18500.00	14750.00	12500.00	10000.00	10000.00	12000.00	17000.00	14750.00
GAS BURNER DOUBLE SPFY.BRAND	EACH	1800.00	1500.00	1250.00	1350.00	1200.00	1700.00	2000.00	1500.00
ELECT. IRON PHILIPS MDL.1120	EACH	1000.00	1500.00	1150.00	1300.00	1200.00	1200.00	1200.00	1450.00
ELECTRIC JUICER FOR APPLE	EACH	3625.00	1650.00	3800.00	3700.00	3600.00	3500.00	2500.00	4000.00
S.STEEL DEGHCHI MEDIUM SIZE ***	EACH	500.00	575.00	500.00	675.00	600.00	500.00	600.00	575.00
ALUMINIUM COOKING PAN (DEGCHI) MED SIZE	EACH	425.00	725.00	425.00	525.00	500.00	400.00	900.00	500.00
NON STICK COOKING PAN (DEGCHI) SUP. QLTY	EACH	525.00	675.00	350.00	600.00	600.00	345.00	400.00	550.00
FRYING PAN STEEL AVG. QLTY MED. SIZE	EACH	352.50	275.00	260.00	250.00	200.00	200.00	800.00	375.00
TAWA IORN (MEDIUM SIZE) AVG. QLTY	EACH	355.00	325.00	200.00	275.00	250.00	200.00	400.00	300.00
S.STEEL PLATE A.QLTY.(M.SIZE)	EACH	55.00	62.50	85.00	90.00	80.00	42.50	100.00	65.00
TABLE SPOON S.STEEL SUP.QLTY.	DOZEN	265.00	550.00	325.00	235.00	250.00	300.00	400.00	420.00
WATER SET JUG+6 GLASSES (OMROC)	SET	500.00	437.50	340.00	380.00	400.00	750.00	900.00	400.00
TEA SET PAK. CHINAWARE 21 PCS.	SET	1550.00	2125.00	1100.00	1150.00	800.00	2500.00	1200.00	1950.00
DINNER SET PLASTIC 72 PIECES SUPERIOR QLTY	SET	3250.00	3625.00	4750.00	2900.00	2050.00	3000.00	1975.00	4450.00
HOTPOT SET PLASTIC 3 PCS.	SET	1025.00	1775.00	1050.00	600.00	500.00	1150.00	1300.00	1900.00
BUCKET(BALTI) PLASTIC MED.SIZ	EACH	290.00	275.00	285.00	370.00	365.00	272.50	300.00	275.00
LOTA PLASTIC (MED SIZE) AVERAGE QUALITY	EACH	35.00	55.00	32.50	60.00	60.00	35.00	50.00	60.00
PRESURE COOKER 4 LTR.	EACH	1100.00	1112.50	1100.00	950.00	750.00	1400.00	1200.00	1225.00
WATER COOLER 9/10 LTR.PLASTIC ***	EACH	600.00	475.00	500.00	435.00	400.00	550.00	500.00	850.00
THERMOS STARVAC 1 LTR	EACH	500.00	650.00	375.00	490.00	510.00	425.00	500.00	350.00
BULB PHILIPS 100-WATTS	EACH	25.00	20.00	30.00	30.00	30.00	25.00	30.00	25.00
TUBE LIGHT PHILIPS 40 WATTS	EACH	95.00	150.00	100.00	135.00	130.00	110.00	100.00	95.00
ELECTRIC BLUBS "0" WATTE LOCAL	EACH	20.00	25.00	20.00	25.00	20.00	20.00	20.00	25.00
ELECTRIC BLUB ENERGY SAVER 14 WATTS	EACH	150.00	175.00	180.00	120.00	130.00	140.00	150.00	180.00
WASHING SOAP 250 GMS SPECIFY BRAND NAME	EACH	30.00	33.75	30.00	24.00	25.00	29.50	30.00	30.00
SURF EXCEL 400 GMS POLY BAG	EACH	125.00	125.00	125.00	125.00	125.00	125.00	125.00	125.00
WASHING POWDER 1000 GRM	EACH	185.00	175.00	175.00	190.00	185.00	175.00	175.00	185.00
WASHING POWDER (WHEEL/ BONUS) 100 GRAMS	EACH	92.50	85.00	85.00	98.00	100.00	90.00	85.00	95.00
CLEANSER POWDER VIM 1000 GM	PKT.	72.22	66.67	72.22	72.22	72.22	66.67	66.67	66.67
FINIS 500 ML	BOTTLE	110.00	110.00	187.50	170.00	180.00	123.75	170.00	165.00
PHNYLE TYPHONE/FINIS/CARRANITE 3 LITRES	BOTTLE	130.00	120.00	120.00	125.00	120.00	130.00	150.00	115.00
HARPIC	BOTTLE	130.00	125.00	130.00	130.00	125.00	130.00	125.00	130.00
BOOT POLISH CHERRY/KIWI 50ML	EACH	100.00	100.00	100.00	80.00	80.00	80.00	80.00	100.00
ROBIN BLUE (35 GRAMS)	PKT.	28.00	30.00	35.00	25.00	30.00	35.00	25.00	25.00
TISSU PAPER PERFUMED 100 PCS.	PKT	90.00	90.00	100.00	100.00	95.00	118.75	110.00	90.00
TOILET PAPER ROLL (R.PETEL)	P/ROLL	35.00	27.50	35.00	35.00	40.00	37.50	40.00	40.00
BOOT POLISH LIQUID CHEERY BLOSSOM KIWI 75 ML	BOTTLE	135.00	120.00	120.00	120.00	120.00	120.00	120.00	140.00
MATCH BOX SMALL	EACH	1.00	1.00	1.00	2.00	2.00	2.00	1.50	1.50
DRY CELL 1.5 VOLT(LOCAL)	EACH	20.00	20.00	15.00	15.00	15.00	25.00	22.00	20.00
HAND STITCHING NEEDLE M.SIZE	PACKET	6.00	5.00	5.00	8.00	8.00	6.00	10.00	5.00
SEWING MACHINE NEEDLE (SINGER)	EACH	5.00	5.00	5.00	6.00	6.00	5.00	6.00	5.00
HOUSEHOLD SERVANT FEMALE P/T	P/MNTH	2750.00	2750.00	1350.00	4000.00	4000.00	1500.00	3000.00	900.00
MARRIAGE HALL WITH FURNITURE	P/HEAD	100.00	60.00	80.00	50.00	50.00	50.00	50.00	50.00
SEPTRAN TABLETS	10TAB.	15.00	15.00	15.00	15.00	15.00	15.00	15.00	15.00
BRUFEN TABS 200-MG.	10TAB.	10.00	10.00	10.00	10.00	10.00	10.00	10.00	10.00
PANADOL TAB. EXTRA/PLAIN	10TAB.	10.00	10.00	10.00	10.00	10.00	10.00	10.00	10.00
DISPRIN TAB.	10TAB.	10.00	10.00	10.00	10.00	10.00	10.00	10.00	10.00
TRISIL TAB.	10 TAB	10.00	10.00	10.00	10.00	10.00	10.00	10.00	10.00
FLAGYL TAB. 200 MG.	10TAB.	10.00	10.00	10.00	10.00	10.00	10.00	10.00	10.00
VENTOLIN TAB. 2MG.	10TAB.	9.00	9.00	9.00	9.00	9.00	9.00	9.00	9.00
DAONIL TAB. 5 MG.	10TAB.	17.00	17.00	17.00	17.00	17.00	17.00	17.00	17.00
ENTOX TAB.	10TAB.	10.00	10.00	10.00	10.00	10.00	10.00	10.00	10.00
RENITEC TAB. 5 MG.	10TAB.	59.00	59.00	59.00	59.00	59.00	59.00	59.00	59.00
CAC. 1000 TAB	BOTTLE	122.00	122.00	122.00	122.00	122.00	122.00	122.00	122.00
AMOXIL CAPSOLE 250 MG.S	10CAP.	36.00	36.00	36.00	36.00	36.00	36.00	36.00	36.00
CALCIUM SYRUP SANDOZ	BOTTLE	64.00	64.00	64.00	64.00	64.00	64.00	64.00	64.00
LEDERPLEX SYRUP	BOTTLE	35.00	35.00	35.00	35.00	35.00	35.00	35.00	35.00
SANCOS SYRUP (50 ML.)	BOTTLE	30.00	30.00	30.00	30.00	30.00	30.00	30.00	30.00
PHENERGAN SYRUP 120 ML.	BOTTLE	33.00	33.00	33.00	33.00	33.00	33.00	33.00	33.00
CALPOL SYRUP 60 ML.	BOTTLE	28.00	28.00	28.00	28.00	28.00	28.00	28.00	28.00
HYDRYLLIN SYRUP 120 ML.	BOTTLE	65.00	65.00	65.00	65.00	65.00	65.00	65.00	65.00

Contd.

7.11 Intercity Consumer Prices November, 2014

Description	Unit	D.I. Khan	Mingora	Quetta	Turbat	Gawadar	Loralai	Khuzdar	D.M. Jamali
POLYFAX EYE OINTMENT	TUBE	21.00	21.00	21.00	21.00	21.00	21.00	21.00	21.50
BETNESOL EYE DROPS	BOTTLE	33.89	33.89	33.89	33.89	33.89	33.89	33.89	33.89
EAR DROPS (CARDISPORINE) ***	BOTTLE	21.00	21.00	21.00	21.00	21.00	21.00	21.00	21.00
BETNOVATE-N OINTMENT 5 GMS	TUBE	16.00	16.00	16.00	16.00	16.00	16.00	16.00	16.00
BURNOL CREAM 30 GRM	TUBE	16.00	16.00	16.00	16.00	16.00	16.00	16.00	16.00
VICKS VAPORUB/BALM	BOTTLE	36.00	36.00	36.00	36.00	36.00	36.00	36.00	36.00
GLYCRINE SMALL BOTTLE	BOTTLE	15.00	25.00	45.00	20.00	20.00	30.00	25.00	15.00
JOUHAR JOSHANDA	PKT.	7.00	6.00	6.00	6.00	6.00	6.00	7.00	6.00
GALXOS-D (450 GRMS)	PKT.	151.88	151.88	151.88	151.88	151.88	151.88	157.50	157.50
GRIPE-WATER WOODWARDS	BOTTLE	50.00	50.00	50.00	50.00	50.00	50.00	50.00	50.00
SANIPLAST ONE PUTTY	EACH	2.00	1.50	1.50	3.00	3.00	2.00	2.00	1.45
O.R.S. (NIMCOL)	PKT.	15.00	15.00	15.00	15.00	15.00	15.00	15.00	15.00
DETTOL (MEDIUM)	BOTTLE	46.80	46.80	46.80	46.80	46.80	46.80	46.80	46.80
COTTON BANDAGE 2" - 4"	EACH	5.50	6.00	10.00	15.00	15.00	13.00	12.00	10.00
THERMOMETER CHINA	EACH	45.00	35.00	35.00	50.00	50.00	35.00	50.00	40.00
DOCTOR (MBBS) CLINIC FEE	P/PAT.	200.00	200.00	200.00	350.00	300.00	200.00	200.00	90.00
URINE TEST (DR) CHARGES	P/TEST	120.00	100.00	80.00	250.00	300.00	100.00	100.00	85.00
BLOOD TEST (CP) CHARGES	P/TEST	130.00	250.00	200.00	350.00	350.00	200.00	125.00	225.00
SUGAR TEST (RANDOM/FASTING BOTH) CHARGES	P/TEST	140.00	100.00	175.00	300.00	300.00	150.00	150.00	200.00
ECG CHARGES	P/TEST	250.00	150.00	175.00	400.00	400.00	200.00	300.00	150.00
X-RAY (CHEST) CHARGES	P/X-RAY	225.00	180.00	300.00	350.00	350.00	250.00	230.00	350.00
CAR SUZUKI 800 CC (W/O. A/C)	EACH	642000.00	0.00	0.00	0.00	0.00	0.00	0.00	0.00
CAR SUZUKI 1000 CC	EACH	1052000.00	0.00	1044000.00	0.00	0.00	0.00	0.00	0.00
CAR TOYOTA 1300 CC	EACH	1700500.00	0.00	1568000.00	0.00	0.00	0.00	0.00	0.00
CAR HONDA CIVIC	EACH	0.00	0.00	2035000.00	0.00	0.00	0.00	0.00	0.00
MOTORCYCLE HONDA CD-70.	EACH	70000.00	68000.00	69500.00	70000.00	69000.00	70000.00	0.00	69750.00
MOTORCYCLE YAMAHA 100CC.	EACH	79300.00	0.00	80600.00	81000.00	81750.00	81000.00	0.00	0.00
MOTOR CYCLE HERO 70 CC	EACH	45000.00	45000.00	45000.00	50000.00	0.00	50000.00	0.00	0.00
BICYCLE WITH TYRES & TUBES	EACH	6825.00	6300.00	7062.50	6000.00	5200.00	7000.00	0.00	7000.00
TYRE CAR WITH TUBE GENERAL	EACH	3500.00	3025.00	3250.00	4000.00	4000.00	3300.00	3000.00	3300.00
TYRE MOTOR CYCLE WITHOUT TUBE	EACH	1050.00	1237.50	1050.00	1250.00	1400.00	1100.00	1250.00	1100.00
TYRE CYCLE SPECIFY BRAND NAME	EACH	325.00	475.00	350.00	300.00	300.00	350.00	450.00	475.00
TYRE CAR W/O TUBE	EACH	3600.00	2912.50	3137.50	3500.00	3500.00	2500.00	6600.00	2800.00
PETROL SUPER	LITRE	94.19	94.19	94.19	94.19	94.19	94.19	94.19	94.19
HIGH SPEED DIESEL HSD	LITRE	101.21	101.21	101.21	101.21	101.21	101.21	101.21	101.21
CNG	K.G.	0.00	76.35	76.35	0.00	0.00	0.00	0.00	76.35
GAS CYLINDER STAND. SIZE	EACH	1500.00	1540.00	1500.00	1100.00	1100.00	1612.50	1550.00	1700.00
MOTOR CYCLE SERVICE CHARGES	EACH	275.00	275.00	275.00	200.00	200.00	200.00	300.00	200.00
CAR SERVICE CHARGES	EACH	400.00	282.50	450.00	300.00	500.00	375.00	400.00	300.00
TYRE PUNCTURE CHARGES	EACH	50.00	55.00	45.00	80.00	85.00	50.00	75.00	65.00
CYCLE OVERHAULING CHARGES	EACH	300.00	250.00	190.00	150.00	155.00	190.00	200.00	100.00
CAR TAX FOR 800CC TO 1300CC	YEARLY	1075.00	1075.00	400.00	400.00	400.00	400.00	400.00	400.00
TRAIN FARE ECO. 1-100 KM.	P/KM.	0.00	0.00	0.71	0.00	0.71	0.00	0.00	0.71
TRAIN FARE ECO. 101-500 KM.	P/KM.	0.00	0.00	1.02	0.00	1.02	0.00	0.00	1.02
TRAIN FARE ECO. > 500 KM.	P/KM.	0.00	0.00	0.93	0.93	0.93	0.00	0.00	0.93
TRAIN FARE IST SLP. 1-100KM	P/KM.	0.00	0.00	2.18	2.18	2.18	0.00	0.00	2.18
TRAIN FARE IST SLP.101-500 KM	P/KM.	0.00	0.00	2.69	2.69	2.69	0.00	0.00	2.69
TRAIN FARE IST SLP. > 500 KM	P/KM.	0.00	0.00	2.07	2.07	2.07	0.00	0.00	2.07
TRAIN FARE A/C SLP. 1-100KM.	P/KM	0.00	0.00	5.99	5.99	5.99	0.00	0.00	5.99
TRAIN FARE A/C SLP.101-500KM	P/KM.	0.00	0.00	4.77	4.77	4.77	0.00	0.00	4.77
TRAIN FARE A/C SLP > 500KM.	P/KM	0.00	0.00	4.32	4.32	4.32	0.00	0.00	4.32
PLATEFORM TICKET	EACH	0.00	0.00	10.00	0.00	10.00	0.00	0.00	10.00
AUTO RICKSHAW FARES	KM/MIN	50.00	50.00	65.00	40.00	72.50	50.00	65.00	50.00
FULL TONGA CHARGES	KM/MIN	0.00	0.00	80.00	0.00	0.00	50.00	0.00	0.00
TAXI 4 SEATER FARE	KM/MIN	150.00	75.00	60.00	60.00	60.00	60.00	60.00	60.00
BUS FARE MIN (WITHIN CITY)	TICKET	0.00	0.00	20.00	0.00	0.00	0.00	0.00	0.00
BUS FARE MAX (WITHIN CIT	TICKET	0.00	0.00	20.00	0.00	0.00	0.00	0.00	0.00
BUS FARE OUTSIDE CITY	P/KM.	0.80	0.80	0.90	0.90	0.90	0.90	0.90	0.90
A/C BUS FARE OUTSIDE CITY	P/KM.	0.90	0.90	1.35	1.35	1.35	1.35	1.35	1.35
MINIBUS FARE MIN.WITH IN CITY	TICKET	0.00	0.00	20.00	0.00	35.00	1.00	0.00	0.00
MINIBUS FARE MAX.WITH IN CITY	TICKET	0.00	0.00	20.00	0.00	0.00	0.00	0.00	0.00
SUZUKI FARE MIN.WITH IN CITY	TICKET	10.00	10.00	0.00	10.00	10.00	0.00	10.00	0.00
SUZUKI FARE MAXIMUM W.IN CITY	TICKET	15.00	15.00	0.00	30.00	30.00	0.00	30.00	0.00

Contd.

7.11 Intercity Consumer Prices November, 2014

Description	Unit	D.I. Khan	Mingora	Quetta	Turbat	Gawadar	Loralai	Khuzdar	D.M. Jamali
AIR FARE ECONOMY CLASS.	P/KM.	0.00	0.00	19.26	19.26	19.26	0.00	19.26	0.00
POSTAL ENVELOPE DOMESTIC	EACH	8.00	8.00	8.00	8.00	8.00	8.00	8.00	8.00
ENVELOPE FOR SAUDI ARABIA	EACH	50.00	50.00	50.00	50.00	50.00	45.00	50.00	45.00
POSTAL REGISTRATION CHARGES	EACH	28.00	28.00	28.00	28.00	28.00	28.00	28.00	28.00
U.M.S. REG CHARGES MIN.	EACH	58.00	58.00	59.00	58.00	58.00	58.00	58.00	58.00
T.C.S. CH. MIN.WITH IN ZONE	EACH	110.00	95.00	110.00	110.00	110.00	110.00	110.00	110.00
TELEPHONE CHARGES LOCAL CALL	P/CALL	3.94	3.94	3.94	3.94	3.94	3.94	3.94	3.94
TEL CHARGES OUT SIDE CITY	P/CALL	3.94	3.94	3.94	3.94	3.94	3.94	3.94	3.94
INTERNET CHARGES	P/HOUR	42.50	30.00	25.00	30.00	30.00	38.75	20.00	20.00
MOBILE CELL CHARGES	P/UNIT	2.50	2.50	3.00	3.00	3.00	3.00	4.00	3.00
FAX CHARGES (LOCAL)	P/PAGE	15.00	10.00	15.00	25.00	25.00	20.00	20.00	15.00
TELEPHONE SET AV. QLTY	EACH	1300.00	1075.00	575.00	750.00	800.00	675.00	500.00	550.00
MOBILE SET NOKIA/SONY/ERICSON/SAMSUNG WITHOUT CAMERA	EACH	2250.00	2487.50	3000.00	2000.00	2100.00	2750.00	3000.00	3750.00
T.V. 20" COLORED WEGA H-A21.	EACH	20000.00	24500.00	18000.00	17000.00	17000.00	18000.00	17500.00	20000.00
T.V 20" COLOR CHINA/KORIA)	EACH	9550.00	8125.00	13000.00	8000.00	8000.00	12000.00	8500.00	16500.00
V.C.P. PANASONIC/LG/NAT	EACH	5000.00	0.00	6900.00	4500.00	0.00	6000.00	0.00	6500.00
DVD/VCD PLAYER PANASONIC/LG	EACH	5500.00	3000.00	5200.00	3000.00	0.00	4800.00	3000.00	4750.00
RADIO WITH C.PLAYER NATIONAL	EACH	1900.00	1450.00	1925.00	1600.00	1675.00	2000.00	1900.00	1650.00
PERSONNEL COMPUTER (BRANDED)	EACH	41500.00	33500.00	42000.00	28000.00	28000.00	28000.00	28000.00	28000.00
VID. CASSETTE BLK. TDK/SONY	EACH	100.00	125.00	155.00	150.00	150.00	150.00	0.00	0.00
COM. C.D. (TDK/IMATION)	EACH	50.00	50.00	72.50	60.00	35.00	70.00	50.00	65.00
TAPE RECORDER CASSETTE BLANK	EACH	42.50	70.00	40.00	35.00	37.50	35.00	45.00	30.00
VIDEO GAME SEGA 16 BYTE	EACH	1475.00	0.00	1150.00	900.00	900.00	1250.00	1000.00	0.00
CINEMA A/C. HIGH CLASS	TICKET	0.00	0.00	0.00	0.00	0.00	0.00	0.00	0.00
CINEMA NON-A/C HIGH CLASS	TICKET	50.00	100.00	150.00	0.00	0.00	20.00	0.00	0.00
CABLE CHARGES	P/MON.	300.00	200.00	400.00	350.00	300.00	300.00	300.00	300.00
TV.LICENCE FEE DOMESTIC	YEARLY	420.00	420.00	420.00	420.00	420.00	420.00	420.00	420.00
ENGLISH BOOK CLASS V1	EACH	78.00	78.00	59.00	59.00	59.00	59.00	59.00	59.00
ENGLISH BOOK CLASS IX OR X	EACH	76.00	76.00	72.00	72.00	72.00	72.00	72.00	72.00
ENG. BOOK IST.YR COMPLETE SET	EACH	80.00	80.00	65.00	65.00	65.00	65.00	65.00	65.00
ENGLISH BOOK BA/B.SC	EACH	120.00	120.00	175.00	175.00	175.00	175.00	175.00	175.00
URDU BOOK CLASS V (T.B.BORD)	EACH	76.00	76.00	82.00	82.00	82.00	82.00	82.00	82.00
URDU BOOK CLASS IX(X(T.B.B)	EACH	65.50	65.50	85.00	85.00	85.00	85.00	85.00	85.00
URDU BOOK IST.YEAR/INTER	EACH	76.00	76.00	85.00	85.00	85.00	85.00	85.00	85.00
URDU BOOK BA/B.SC	EACH	160.00	160.00	175.00	175.00	175.00	175.00	175.00	175.00
MATHS BOOK CALSS V (T.B.B)	EACH	77.00	77.00	55.00	55.00	55.00	55.00	55.00	55.00
MATHS BOOK CLASS IX OR X	EACH	133.00	133.00	130.50	130.50	130.50	130.50	130.50	130.50
MATHS BOOK IST.YEAR (T.B.B)	EACH	160.00	160.00	138.00	138.00	138.00	138.00	138.00	138.00
PAKISTAN STUDIES BOOK BA/B.SC	EACH	120.00	120.00	300.00	300.00	300.00	300.00	300.00	300.00
DAILY "DAWN"	P/COPY	19.00	19.00	19.00	19.00	19.00	19.00	19.00	19.00
DAILY "JANG"	P/COPY	12.00	12.00	12.00	12.00	12.00	12.00	12.00	12.00
DAILY "NAWA-E-WAQT"	P/COPY	12.00	12.00	12.00	12.00	12.00	12.00	12.00	12.00
WEEKLY "AKHBAR-E-JAHAN"	P/COPY	55.00	55.00	55.00	55.00	55.00	55.00	55.00	55.00
WEEKLY "MAG"	P/COPY	45.00	45.00	45.00	45.00	45.00	45.00	45.00	45.00
MONTHLY "NAUNEHAL DIGEST"	P/COPY	35.00	35.00	35.00	35.00	35.00	35.00	35.00	35.00
PAPER FOOLSCAPE (27"x17")	QUIRE	47.50	25.00	27.50	25.00	25.00	35.00	50.00	35.00
EXERCISE.BOOK LINED 80/100 PGS	EACH	45.00	60.00	37.50	40.00	40.00	40.00	50.00	27.50
PENCILGOLDFISH/DEER	EACH	5.00	7.50	5.00	5.00	5.00	5.00	5.00	4.50
PEN INK DOLLOR 57 ML BOTTLE	EACH	20.00	20.00	20.00	20.00	20.00	20.00	20.00	20.00
PHOTOSTATE PAPER 70 GM	PRT	350.00	350.00	355.00	530.00	550.00	400.00	400.00	350.00
BALL PEN (local)	EACH	5.00	5.00	5.00	7.00	7.00	5.00	5.00	5.00
FOUNTAIN PEN HERO/WINGS/CHINA	EACH	40.00	50.00	35.00	40.00	40.00	35.00	40.00	37.50
PRIVATE SCHOOL FEE ENGLISH MEDIUM AVG.. STAND. (CLASS I)	P/ MONTH	500.00	700.00	750.00	625.00	700.00	500.00	350.00	375.00
PRIVATE SCHOOL FEE ENGLISH MEDIUM AVG.. STAND. (CLASS V)	P/ MONTH	800.00	900.00	1150.00	725.00	800.00	700.00	560.00	550.00
PRIVATE SCHOOL FEE ENGLISH MEDIUM AVG.. STAND. (CLASS VI)	P/ MONTH	1000.00	900.00	1200.00	825.00	900.00	1000.00	675.00	700.00
PRIVATE SCHOOL FEE ENGLISH MEDIUM AVG.. STAND. (CLASS X)	P/ MONTH	1800.00	1300.00	1400.00	925.00	1000.00	1200.00	635.00	850.00
PRIVATE MEDICLE COLLEGE FEE MBBS (IST YEAR)	P/ MONTH	0.00	0.00	0.00	0.00	0.00	0.00	0.00	0.00
PRIVATE ENGINEERING COLLEGE FEE (ISTR YEAR)	P/ MONTH	0.00	0.00	5700.00	0.00	0.00	0.00	0.00	0.00
GOVT. COLLEGE FEE IST. YEAR	MONTH	42.09	42.09	60.00	7.50	7.50	7.50	7.50	7.00
GOVT. COLLEGE FEE 4TH. YEAR	MONTH	39.59	39.59	80.00	9.00	9.00	9.00	9.00	9.00
GOVT. UNIVERSITY FEE MSC.	MONTH	540.00	540.00	350.00	350.00	350.00	350.00	350.00	350.00
GOVT. MED. COLLEGE FEE MBBS	MONTH	641.66	641.66	950.00	0.00	950.00	0.00	0.00	950.00
GOVT. ENGG. COLL. FEE I YEAR	MONTH	595.83	0.00	850.00	0.00	3850.00	0.00	850.00	850.00

Contd.

7.11 Intercity Consumer Prices November, 2014

Description	Unit	D.I. Khan	Mingora	Quetta	Turbat	Gawadar	Loralai	Khuzdar	D.M. Jamali
COACHING FEE FOR CLASS IX/X	P/ MONTH	1000.00	1750.00	500.00	1000.00	1000.00	600.00	600.00	1000.00
COACHING CHARGES FOR CLASS 1ST YEAR/INTER (SCIENCE)	P/ MONTH	1100.00	2750.00	1000.00	0.00	1000.00	0.00	0.00	1500.00
COACHING CHARGES FOR CLASS 1ST YEAR/INTER (COMMERCE)	P/ MONTH	1000.00	950.00	1000.00	0.00	1000.00	0.00	0.00	1500.00
I.T. TUITION FEES	P/ MONTH	2100.00	0.00	1800.00	0.00	920.00	0.00	0.00	0.00
MBA TUITION FEES	P/ MONTH	2100.00	0.00	0.00	0.00	0.00	0.00	0.00	0.00
BREAD TANDOORI ST. SIZE	EACH	6.00	10.00	10.00	10.00	10.00	10.00	15.00	10.00
COOKED MUTTON (AV. HOTEL)	PLATE	140.00	145.00	150.00	120.00	155.00	200.00	200.00	115.00
COOKED BEEF (AV. HOTEL)	PLATE	100.00	105.00	80.00	90.00	125.00	120.00	150.00	80.00
COOKED DAL (AV. HOTEL)	PLATE	70.00	45.00	60.00	70.00	75.00	50.00	60.00	40.00
CHICKEN BIRYANI FULL/DOUBLE	PLATE	145.00	190.00	150.00	120.00	130.00	100.00	85.00	90.00
TEA PREPARED (ORDINARY)	CUP	15.00	17.50	21.00	10.00	10.00	20.00	20.00	20.00
HAIRCUT CHARGES FOR MEN	P/CUT	45.00	70.00	80.00	90.00	100.00	60.00	60.00	55.00
BEAUTY PORL HAIR STYL CHARGE	P/STY.	140.00	450.00	350.00	300.00	325.00	250.00	250.00	150.00
SHAVING CHARGES	PER SHV	32.50	45.00	40.00	35.00	35.00	40.00	30.00	25.00
LIPSTICK S.MISS/MEDORA	EACH	100.00	90.00	95.00	90.00	100.00	90.00	100.00	90.00
NAIL POLISH S.MISS/MEDORA	EACH	100.00	85.00	95.00	80.00	80.00	80.00	80.00	80.00
PERFUME MED.SIZE MEDORA/BROACH	EACH	100.00	150.00	100.00	100.00	100.00	100.00	150.00	180.00
HAIR-OIL AMLA/CHAMBELI	BOTTLE	85.00	100.00	100.00	90.00	80.00	100.00	100.00	110.00
TOILET SOAP LUX 95 GRAMS	EACH	40.38	40.38	40.38	40.38	40.38	40.38	40.38	40.38
TOILET SOAP LIFEBOUY 140 GRM	EACH	36.00	36.00	36.00	36.00	36.00	36.00	36.00	36.00
TOILET SOAP SAFEGUARD BATH SIZE	EACH	48.00	48.00	48.00	46.00	46.00	48.00	46.00	48.00
TOOTH PASTE MACKLINES 70 GRM	EACH	50.00	50.00	50.00	50.00	50.00	50.00	50.00	50.00
TOOTH PASTE MED SIZE CLGATE 70 GMS	EACH	60.67	60.67	56.00	56.00	56.00	56.00	56.00	56.00
TOOTHBRUSH SHEILD A/PLAUQUE	EACH	40.00	46.25	50.00	50.00	50.00	40.00	50.00	47.50
TOOTHPOWDER DENTONIC 90 GRM	EACH	25.00	25.00	25.00	25.00	25.00	25.00	25.00	25.00
HAIR-COLOUR BEGIN (6 GMS)	EACH	90.00	100.00	90.00	90.00	90.00	95.00	90.00	95.00
HAIR COLOUR (KALAKOLA)	BOTTLE	125.00	120.00	120.00	120.00	120.00	120.00	120.00	120.00
FACECREAM PONDS (MEDIUM)	EACH	110.00	120.00	120.00	100.00	100.00	120.00	160.00	110.00
TALC POWDER VICE ROAY,B.CAT	EACH	110.00	110.00	120.00	130.00	120.00	120.00	160.00	120.00
BLADE TREET ORDINARY 10'S	PKT.	30.00	30.00	30.00	30.00	30.00	35.00	45.00	30.00
BLADE 7-O-CLOCK STAIN. 5'S	PKT.	30.00	32.50	35.00	30.00	35.00	35.00	55.00	35.00
SHAMPOO SUNSILK/PAINTIN 100 ML	BOTTLE	110.00	110.00	110.00	115.00	110.00	100.00	100.00	110.00
BEAUTY CREAM (FAIR & LOVELY)	EACH	120.00	115.00	135.00	85.00	115.00	100.00	100.00	155.00
HAIR REMOVING CREAM (EU-CREAM)	TUBE	55.00	65.00	65.00	55.00	55.00	65.00	55.00	57.50
GEL MEDIUM SIZE	BOTTLE	85.00	120.00	80.00	60.00	60.00	80.00	120.00	120.00
DISPOSABLE RAZOR GILLET-II	EACH	40.00	45.00	45.00	45.00	47.50	45.00	45.00	40.00
SHAVING CREAM TOUCH-ME/ADM.	EACH	55.00	60.00	60.00	50.00	60.00	60.00	70.00	60.00
GOLD TEZABI 24 CT	10 GM.	40724.00	39600.00	40800.00	49500.00	49500.00	48000.00	39448.00	41000.00
SILVER TEZABI 24 CT	10 GM.	600.00	601.00	600.00	1000.00	1100.00	0.00	650.00	630.00
ARTIFICIAL JEWELLARY SET	SET	230.00	1425.00	480.00	500.00	525.00	520.00	400.00	425.00
WRIST WATCH GENTS CITIZEN (ORIGINAL) ***	EACH	2500.00	2500.00	2550.00	2550.00	2500.00	2550.00	2500.00	2500.00
WRIST WATCH LADIES CITIZEN (ORIGINAL) ***	EACH	2500.00	2500.00	2550.00	2500.00	2500.00	2500.00	2500.00	2500.00
WALL CLOCK QUARTZ AV.QLTY	EACH	255.00	650.00	475.00	325.00	325.00	500.00	500.00	475.00
SUITCASE REXIN (24"x16"x6")	EACH	725.00	750.00	1500.00	950.00	950.00	1000.00	1950.00	900.00
TRUNK MEDIUM SIZE ***	EACH	1300.00	2200.00	675.00	650.00	700.00	650.00	1500.00	1200.00
PURSE LADIES (LEATHER) AVERAGE QUALITY	EACH	500.00	600.00	400.00	325.00	300.00	330.00	300.00	325.00

7.11 Intercity Consumer Prices November, 2014

Value in Rupees

Description	Unit	Average	% Change
FOOD & NON-ALCOHOLIC BEVERAGES			
WHEAT	10 KG.	358.78	0.57
WHEAT FLOUR FINE/SUPERIOR.	KG.	45.47	0.44
WHEAT FLOUR AVG. QLTY	KG.	40.87	0.15
WHEAT FLOUR BAG	10 KG.	407.07	-0.20
MAIDA	KG.	53.94	0.04
SUJI	KG.	55.48	-0.04
BESAN AV. QLTY.	KG.	81.24	0.71
RICE BASMATI SUP. QLTY.	KG.	140.08	-0.18
RICE BASMATI 385/386	KG.	96.88	0.33
RICE BASMATI BROKEN AV.QLTY	KG.	73.63	-0.07
RICE IRRI-6 (SINDH/PUNJAB)	KG.	50.29	-0.47
VERMICELLI	KG.	78.67	-0.47
BREAD PLAIN MEDIUM SIZE	EACH	39.61	0.00
RUSK (PAPAY)	KG.	183.95	0.80
BISCUITS-PACKED	PKT	35	0.00
BISCUIT-BAKERY (LOOSE)	250 GM	74.41	0.39
CORNFLAKS FAUJI 225 GM.	PKT	170.5	1.56
SAMOSA (VEGATABLE)	EACH	12.37	0.41
PASTRY AV.QLTY.	EACH	25.34	0.00
PATTIES (VEGATABLES)	EACH	20.8	0.43
NIMCO	250 GM	65.04	0.18
CHIPS	250 GM	76.16	0.00
BEEF WITH BONE AV.QLTY.	KG	288.47	0.19
MUTTON AV.QLTY.	KG	558.52	0.43
CHICKEN FARM BROILER (LIVE)	KG	147.22	1.14
FISH-RAHU MEDIUM SIZE	KG	285.9	1.85
MILK FRESH (UNBOILED)	LTR.	73.99	0.26
CURD	KG.	87.63	0.21
MILK TETRA PACK 1/2 LTR.	PKT.	58.9	1.50
LACTOGEN 400 GRAMS	PKT.	422.5	0.00
POWDER MILK NIDO 400GM.	PKT	348.25	0.00
MILK POWDER LOOSE/PACKED	KG.	511.36	0.49
BUTTER LOCAL PACKED	50 GM.	29.2	1.96
EGGS FARM	DOZ	115.73	8.72
MUSTARD OIL AV.QLTY.	KG.	186.22	0.00
COOKING OIL (DALDA)	2.5LTR	533.22	-0.71
COOKING OIL (PAKWAN) OTHER BRAND SPECIFY	2.5 LTR	497.05	-1.85
VEGETABLE GHEE TIN	2.5KG.	504.5	-1.61
VEGETABLE GHEE (LOOSE)	KG.	161.97	-0.45
DATES AV.QLTY.	KG.	175.78	0.57
PISTACHIO AV.QLTY.	50 GM.	107.46	0.52
ALMONDS WHOLE AV.QLTY.	KG.	556.35	3.32
COCONUT DRY AV.QLTY.	KG.	291.47	0.49
RAISINS AV.QLTY.	50 GM.	21.84	2.30
GROUNDNUTS (WITH SHELL)	KG.	178.58	4.76
MALTA/MOSAMBI	DOZ	112.14	-5.19
KINNU	DOZ	0	
APPLE	KG	107.52	2.64
ALOO BUKHARA	KG	0	
POMEGRANATE (ANNAR)	KG	159.76	-0.60
GRAPES	KG	0	
BANANAS	DOZ	61.45	-8.31
MANGO KALMI	KG	0	
GUAVA	KG	87.42	29.32

Contd.

7.11 Intercity Consumer Prices November, 2014

Description	Unit	Value in Rupees	
		Average	% Change
WATERMELON (TURBOOZ)	KG	0	
MUSKMELON (KHARBOOZA)	KG	0	
SWEETMELON (GARMA)	KG	0	-100.00
PULSE MASOOR (WHOLE)	KG.	119.11	0.60
PULSE MASOOR (WASHED)	KG.	132.68	2.48
PULSE MOONG (WASHED)	KG.	155.09	5.42
PULSE MASH (WASHED)	KG.	160.25	1.25
PULSE GRAM	KG.	77.22	1.94
GRAM WHOLE BLACK AV.QLTY.	KG.	77.98	0.91
GRAM WHOLE YELLOW AV.QLTY	KG.	113.31	-0.22
BEANS (LAL LOBIN)	KG.	146.81	0.38
POTATOES	KG	62.91	-7.57
ONION	KG	32.98	-18.75
TURNIP	KG	38.45	-15.01
RADISH	KG	29.61	-19.47
TOMATOES	KG	42.6	-29.06
CABBAGE	KG	0	
CAULIFLOWER	KG	44.5	-5.86
BRINJAL	KG	34.41	10.54
PUMPKIN	KG	0	
BOTTLEGOURD	KG	44.78	11.50
LADY FINGER	KG	0	
PEAS	KG	116	
SPINACH	KG	25.42	3.71
TINDA	KG	65.62	1.05
TURAI	KG	61.1	18.94
KARAILA	KG	74.23	21.41
ARVI	KG	59.36	5.42
CHILLIES GREEN	KG	65.21	4.19
CARROT	KG	52.02	
COCUMBER (KHEERA)	KG	62.85	-5.67
LEMON	250GM	38.01	-1.91
SUGAR REFINED	KG.	57.71	-3.30
GUR AV.QLTY	KG.	83.06	-1.87
HONEY LANGANESE 500 GM.	BOTTLE	773.75	0.12
MILO 200 GM.	BOTTLE	197.17	0.00
CUSTARD POWDER RAFHAN 300 GM.	PKT	74.69	0.00
TOFFEE (HILAL)	EACH	1.31	0.00
CHOWKELATE CANDY (SMALL SIZE)	EACH	5	0.00
SWEETMEAT (MIXED)	KG	302.25	0.50
ICE CREAM WALLS	CUP.	40	0.00
ICE	KG	10.27	-4.73
JAM AHMED/MITCHELLES	BOTTLE	131.29	2.37
SQUASH-MITCHELLES	BOTTLE	146.56	0.25
ROOH AFZA	BOTTLE	142.38	0.00
JAM-E-SHIREEN	BOTTLE	147.63	0.00
SAUNF	50 GM	17.12	0.00
CINAMON LOOSE AV. QLTY	50 GM.	23.88	1.19
CUMINSEED WHITE NATIONAL	50 GM.	51.8	0.04
PEPPER BLACK NATIONAL	50 GM.	94.43	-0.37
CLOVES LOOSE AV.QLTY	50 GM.	93.8	0.00
CARDAMOM LARGE LOOSE AV.QLTY	50 GM.	139.45	1.46
CARDAMOM SMALL AV.QLTY	50 GM.	109.8	0.05
SALT-POWDERED (LAHORI) LOOSE	KG.	9.82	0.51
SALT POWDERED (NATIONAL/SHAN)	PKT	24.25	0.00
CHILLIES POWD.NATIONAL 200GM	PKT	105	0.00

Contd.

7.11 Intercity Consumer Prices November, 2014

			Value in Rupees	
Description	Unit	Average	% Change	
CHILLIES POWDER LOOS	KG.	260.38	0.90	
CORRIANDER SEED POWD.NATIONAL	PKT	83.65	0.93	
CORRIANDER SEED (LOOSE)	KG.	252.16	1.02	
TURMERIC POWD.NATIONAL 50GM	PKT.	35.15	0.43	
CURRY POWD. NATIONAL 200 GM	PKT.	89.1	3.01	
TOMATO KETCHUP AHMED/MITCHL	BOTTLE	86.79	2.59	
PICKLES AHMED/MITCHELLES	BOTTLE	101.88	0.37	
VINEGAR SYNTHETIC (SIRKA)	BOTTLE	71.96	2.32	
GARLIC	KG	132.17	3.37	
GINGER	KG	224.99	-11.24	
TAPAL DANEDAR TEA 200GM PACKET	PKT	123.34	0.00	
TEA LIPTON YELLOW LABEL 200GM.	PKT.	129.55	0.51	
TEA LOOSE KENYA AV.QLTY 250GM.	PKT.	136.02	2.84	
COFFEE-NESCAFE 75 GM. **	BOTTLE	318	1.76	
COLD DRINK (STANDARD SIZ)	BOTTLE	23.92	0.55	
FRUIT JUICE TETRA PACK	PKT.	17.61	0.00	
MINERAL WATER NESTLE 1.5 LTR	BOTTLE	46.53	0.54	
ALCOHOLIC BEVERAGES & TOBACCO				
CIGARETTES K-2 10'S **	PKT	46.00	0.00	
CIGARETTES CAPSTAN 10'S **	PKT	50.13	0.00	
CIGARETTES GOLD LEAF 20'S	PKT	99.88	0.00	
CIGARETTES MORVEN GOLD 20'S	PKT	50.06	0.00	
BETEL LEAVES	50GM.	64.47	0.11	
BETEL NUTS	KG.	311.62	2.02	
CLOTHING & FOOTWEAR				
LONG CLOTH 57" GUL AHMED/AL-KARAM	METER	212.08	0.00	
SHIRTING AV.QLTY.	METER	165.19	0.65	
PANT CLOTH W & WEAR AV.QLTY	METER	375.9	0.61	
LAWN PRINTED GUL AHMED/AL-KARAM	METER	259.03	0.00	
GEORGETTE AV.QLTY	METER	132.64	0.00	
LINEN AV.QLTY ***	METER	147.56	0.89	
HEAVY WT SUITING LAWERNCPUR SUP QLTY	METER	1247.57	0.00	
HEAVY WT SUITING LAWERNCPUR AV QLTY	METER	1681.63	2.05	
TROPICAL SUITING LAW.PUR	METER	1054.5	0.00	
PANT BOY 24"/26" LENGTH.	EACH	473.85	0.09	
SHIRT BOY 24"/26" LENGTH	EACH	366.66	0.00	
SCHOOL UNI. PANT,SHIRT BOYS	SUIT	630.35	0.00	
SCHOOL UNI. KAMEEZ,SHAL.BOYS	SUIT	593.67	0.00	
SCHOOL UNI. KAMEEZ,SHAL.GIRL	SUIT	626.29	0.00	
FROCK W/WEAR GIRLS	EACH	927.47	1.53	
AWAMI-SUIT W & W(BOY) 24"/26	SUIT	908.67	0.15	
AWAMI-SUIT W&W (GENTS)AV.QLTY	SUIT	1222	0.36	
PULLOVER GENTS OXFORD/BON.	EACH	2711.93	1.26	
PULLOVER LADIES OXFORD/BON.	EACH	2575.13	1.79	
PULLOVER (GENTS) OTHERS A.QTY	EACH	913.41	2.21	
SECOND-HAND COAT FOR MEN	EACH	416.66	2.38	
SECONDHAND SWEETER FOR MEN DUP QLTY	EACH	289.59	9.70	
SECONDHAND WINTER JACKET	EACH	404.8	3.57	
UNDERWEAR AV.QLTY MEDIUM SIZE	EACH	123.73	1.33	
VEST FOR MEN AV.QLTY.	EACH	126.67	1.00	
VEST/SHAMEEZ (WOMEN) AVG. QLTY	EACH	148.36	2.70	
SOCKS NYLON (PAKISTANI)	PAIR	82.94	0.30	
BRASSIER AV.QLTY.	EACH	146.58	0.00	
BRASSIER SUP QLTY	EACH	334.37	0.04	
DOPATTA GEORGETTE AV.QLTY.	EACH	283.78	0.42	
DOPATTA COTTON AV GLTY	EACH	221.62	0.03	

Contd.

7.11 Intercity Consumer Prices November, 2014

Value in Rupees			
Description	Unit	Average	% Change
CHADDAR (W/WEAR) (2x2.5 MTR)	EACH	433.06	3.28
LUNGI/DHOTI(COTTON) AVG. QLTY	EACH	297.3	0.42
HANDKERCHIEF AVG. QLTY PAK	EACH	38.13	0.87
HANDKERCHIEF SUP. QLTY PAK	EACH	60.47	1.53
GLOVES AV QLTY	PAIR	90.7	1.97
AZARBAND COTTON AVG. QLTY	EACH	16.81	0.72
SEWING THREAD/REEL(ASLI PARI)	EACH	6.63	0.30
WASHING CHARGES PAINT & SHIRT	SUIT	92.95	0.27
DRY CLEANING SUIT COAT PANT	SUIT	306.03	1.40
WASHING CH. (KAMIZ-SHALWAR)	PAIR	65.2	0.22
TAILORING SHIRT	EACH	330.22	1.08
TAILORING CHARGES PANT (MEN)	EACH	561.19	1.01
TAILORING COAT-PANT SUIT	SUIT	3584.97	0.96
TAILORING AWAMI-SUIT (MALE)	SUIT	502.29	1.65
TAILORING SUIT FEMALE	SUIT	428.36	1.37
GENTS SHOES PAUL BATA	PAIR	1199	0.00
GENTS SANDAL BATA	PAIR	699	0.00
GENTS SPOUNG CHAPPAL BATA	PAIR	179	0.00
LADIES SANDAL BATA	PAIR	499	0.00
LADIES SPOUNG CHAPPAL BATA	PAIR	179	0.00
CHILD SHOE POWER LITE BATA	PAIR	599	0.00
GENTS SHOE, ART 1109 SERVICE	PAIR	999	0.00
NYLON JOGGER 27 SIZE 2-5 ***	PAIR	1299	0.00
CHINA FOOT WEAR AV. QLTY (MALE) *	PAIR	664.07	0.42
CHINA FOOT WEAR AV. QLTY (FEMALE) *	PAIR	511.77	1.17
CHINA FOOT WEAR AV. QLTY (CHILDREN) *	PAIR	424.59	0.48
SHOE REPAIR HALF SOLE	PAIR	97.87	0.77
SHOES POLISH CHARGES AVERAGE SHOP	PAIR	17.71	0.00
HOUSING, WATER, ELECT,GAS & OTH FUEL			
HOUSE RENT (combined)	MONTH	6182.03	0.00
rent 2	pm	6182.03	0.00
RENT3	PM	6182.03	0.00
RENT4	PM	6182.03	0.00
RENT5	PM	6182.03	0.00
RENT6	PM	6182.03	0.00
SYNTHETIC ENEMAL ROBIALAC BALTI 3.64 LTR.	EACH	1824.83	0.00
SYNTHETIC ENEMAL ICI BALTI 3.64 LTR.	EACH	1872.27	-0.51
CEMENT (LOCAL) SPECIFY BRAND NAME	BAG	520.37	-0.29
BRICKS (NEW) IST CLASS	P/1000	6327.21	0.29
CEMENT BLOCKS (6"x8"x12")	P/100	2297.31	0.00
BAJREE	100CFT	3776.85	0.22
SAND (BLACK PIT SAND)	K100CFT	2213.49	0.60
TIMBER SHESHAM LOG IST QUALITY	cubmt.	51326.28	0.24
IRON BAR (M.S. BAR) 1/2"	P/TON	80369.07	-0.65
CARPANTER WAGE RATE	P/DAY	778.17	0.38
MASON (RAJ) WAGE RATE	P/DAY	839.71	0.27
UNSKILLED LABOUR WAGE RATE	P/DAY	450.98	0.00
PLUMBER WAGE RSTE	P/DAY	769.28	0.23
ELECTICIAN WAGE RATE PER DAY **	P/DAY	701.54	0.00
ELECTICIAN WAGE RATE PER POINT **	P/PNT	112.54	0.00
WATER CHARGES PER HOUSE	P/MONTH	115.26	0.00
ELECT.CHARGES UPTO 50 UNITS	P/UNIT	2	0.00
ELECT.CHARGES 01 - 100 UNIT	P/UNIT	5.79	0.00
ELECT.CHARGES 101 - 300 UNIT	P/UNIT	9.9	2.06
ELECT.CHARGES 301 - 1000 UNIT	P/UNIT	15.63	2.36
ELECT.CHARGES ABOVE 1000 UNIT	P/UNIT	17.71	1.72

Contd.

7.11 Intercity Consumer Prices November, 2014

				Value in Rupees
Description	Unit	Average	% Change	
ELEC	PM	10.21	1.79	
GAS CHRGR upto 3.3719 MMBUT	MMBTU	124.18	0.00	
GAS CHRGR 3.3719 - 6.7438 MMBUT	MMBTU	248.37	0.00	
GAS CHRGR 6.7438 - 10.1157 MMBUT	MMBTU	248.37	0.00	
GAS CHRGR10.1157 - 13.4876 MMBUT	MMBTU	620.91	0.00	
GAS	PM	620.91	0.00	
GAS	PM	372.55	0.00	
KEROSENE OIL	LTR	111.86	-5.28	
FIREWOOD WHOLE	40 KG.	501.13	0.90	
FURNISHING HOUSE HOLD EQUIPMENTS				
CHAIR SHESHAM WOOD WITH ARMS **	EACH	1862.66	0.18	
CHAIR PLASTIC (CHAIRMAN) AVERAGE QUALITY	EACH	740.04	0.03	
TABLE SHESHAM WOOD (4X2X5") ***	EACH	5314.1	0.60	
SOFASET WOODEN WITH FOAM SEAT **	SET	16435.8	0.32	
COT IRON (WITH NIWAR)AV.QLTY.	EACH	2093.54	0.84	
ALMIRAH (STEEL) 6'X3' 20 GUAGE	EACH	9523.67	0.28	
DINNING TABLE 6 CHAIRS A.QLTY	SET	19017.85	0.12	
SINGLE BED WITHOUT FOAM MED.	EACH	5804.46	1.84	
MATRESS SINGLE(4"THICK)	EACH	4802.67	1.30	
FARSHI DARI 12'X9' AV.QLTY	EACH	1251.56	0.20	
DARI COTTON (6'x2 1/2') AV.QL	EACH	573.81	0.33	
CARPET PLAIN AV. QLTY	SQFT.	39.65	0.05	
QUILT (LIHAF) 3 KG. COTTON	EACH	878.13	1.94	
BLANKET (90" x 54")	EACH	3235.43	2.18	
BEDSHEET SINGLE BED SUP.QLTY	EACH	592.26	1.03	
BED SHEET DOUBLE WITH TWO PILLOW COVERS SUP QLTY	SET	1144.79	0.55	
TOWEL(3'x2') AV. QALTY	EACH	234.97	0.94	
CEILING FAN 48" SUPER QLTY **	EACH	2991.63	0.17	
PEDESTAL FAN 22" SUPER QLTY	EACH	4042.5	0.17	
REFG. DAWLENCE 10 CFT. D.DOOR	EACH	30580	0.07	
D-FREEZER WAVES 8 CFT.	EACH	29206.25	0.00	
AIRCONDITIONER 1.5 TON PEL	EACH	41552.5	0.00	
SPLIT AIR CONDITIONER 1.5 TON (SPECIFY BRAND NAME)	EACH	43876.25	0.00	
AIRCOOLER SUPER ASIA	EACH	11493.75	0.00	
WASHING MACHINE SINGER	EACH	15341.88	0.07	
SEWING MACHINE(SINGER)	EACH	5756.13	0.74	
GIZER LARGE SIZE 30 GALLON CAPACITY SUP QLTY	EACH	17434.38	1.87	
GAS BURNER DOUBLE SPFY.BRAND	EACH	1704.1	0.29	
ELECT. IRON PHILIPS MDL.1120	EACH	1708.46	0.59	
ELECTRIC JUICER FOR APPLE	EACH	5199.1	0.27	
S.STEEL DEGHCHI MEDIUM SIZE ***	EACH	593.69	0.66	
ALUMINIUM COOKING PAN (DEGCHI) MED SIZE	EACH	574.86	1.69	
NON STICK COOKING PAN (DEGCHI) SUP. QLTY	EACH	826.99	0.49	
FRYING PAN STEEL AVG. QLTY MED. SIZE	EACH	373.58	3.32	
TAWA IORN (MEDIUM SIZE) AVG. QLTY	EACH	302.83	0.55	
S.STEEL PLATE A.QLTY.(M.SIZE)	EACH	73.07	-2.01	
TABLE SPOON S.STEEL SUP.QLTY.	DOZEN	358.96	0.46	
WATER SET JUG+6 GLASSES (OMROC)	SET	484.64	1.31	
TEA SET PAK. CHINAWARE 21 PCS.	SET	1723.5	0.25	
DINNER SET PLASTIC 72 PIECES SUPERIOR QLTY	SET	5044.74	-1.07	
HOTPOT SET PLASTIC 3 PCS.	SET	1273.16	-0.85	
BUCKET(BALTI) PLASTIC MED.SIZ	EACH	321.66	1.97	
LOTA PLASTIC (MED SIZE) AVERAGE QUALITY	EACH	51.31	-0.14	
PRESURE COOKER 4 LTR.	EACH	1348.29	1.15	
WATER COOLER 9/10 LTR.PLASTIC ***	EACH	570.49	-1.65	
THERMOS STARVAC 1 LTR	EACH	454.98	1.90	

Contd.

7.11 Intercity Consumer Prices November, 2014

				Value in Rupees
Description	Unit	Average	% Change	
BULB PHILIPS 100-WATTS	EACH	30.26	-0.66	
TUBE LIGHT PHILIPS 40 WATTS	EACH	109.6	6.17	
ELECTRIC BLUBS "0" WATTE LOCAL	EACH	21.8	0.00	
ELECTRIC BLUB ENERGY SAVER 14 WATTS	EACH	157.75	-1.25	
WASHING SOAP 250 GMS SPECIFY BRAND NAME	EACH	32.41	0.00	
SURF EXCEL 400 GMS POLY BAG	EACH	125	0.00	
WASHING POWDER 1000 GRM	EACH	183.13	0.00	
WASHING POWDER (WHEEL/ BONUS) 100 GRAMS	EACH	96.14	0.26	
CLEANSER POWDER VIM 1000 GM	PKT.	71.81	0.39	
FINIS 500 ML	BOTTLE	178.6	0.47	
PHNYLE TYPHONE/FINIS/CARRANITE 3 LITRES	BOTTLE	137.64	0.35	
HARPIC	BOTTLE	132	0.19	
BOOT POLISH CHERRY/KIWI 50ML	EACH	98.43	2.26	
ROBIN BLUE (35 GRAMS)	PKT.	38.72	0.34	
TISSU PAPER PERFUMED 100 PCS.	PKT	99.3	0.25	
TOILET PAPER ROLL (R.PETEL)	P/ROLL	36.68	0.22	
BOOT POLISH LIQUID CHEERY BLOSSOM KIWI 75 ML	BOTTLE	131.25	0.38	
MATCH BOX SMALL	EACH	1.67	0.00	
DRY CELL 1.5 VOLT(LOCAL)	EACH	22.31	0.54	
HAND STITCHING NEEDLE M.SIZE	PACKET	7.65	0.66	
SEWING MACHINE NEEDLE (SINGER)	EACH	6.09	0.00	
HOUSEHOLD SERVANT FEMALE P/T	P/MNTH	1779.69	0.07	
MARRIAGE HALL WITH FURNITURE	P/HEAD	108.86	1.07	
HEALTH				
SEPTRAN TABLETS	10TAB.	15.44	0.65	
BRUFEN TABS 200-MG.	10TAB.	10.00	0.00	
PANADOL TAB. EXTRA/PLAIN	10TAB.	10.00	0.00	
DISPRIN TAB.	10TAB.	10.00	0.00	
TRISIL TAB.	10 TAB	10.00	0.00	
FLAGYL TAB. 200 MG.	10TAB.	10.00	0.00	
VENTOLIN TAB. 2MG.	10TAB.	9.00	0.00	
DAONIL TAB. 5 MG.	10TAB.	17.00	0.00	
ENTOX TAB.	10TAB.	10.00	0.00	
RENITEC TAB. 5 MG.	10TAB.	59.00	0.00	
CAC. 1000 TAB	BOTTLE	122.00	0.00	
AMOXIL CAPSOLE 250 MG.S	10CAP.	36.00	0.00	
CALCIUM SYRUP SANDOZ	BOTTLE	64.00	0.00	
LEDERPLEX SYRUP	BOTTLE	35.00	0.00	
SANCOS SYRUP (50 ML.)	BOTTLE	30.00	0.00	
PHENERGAN SYRUP 120 ML.	BOTTLE	33.00	0.00	
CALPOL SYRUP 60 ML.	BOTTLE	28.00	0.00	
HYDRYLLIN SYRUP 120 ML.	BOTTLE	64.55	0.00	
POLYFAX EYE OINTMENT	TUBE	21.01	0.05	
BETNESOL EYE DROPS	BOTTLE	33.89	0.00	
EAR DROPS (CARDISPORINE) ***	BOTTLE	21.00	0.00	
BETNOVATE-N OINTMENT 5 GMS	TUBE	16.00	0.00	
BURNOL CREAM 30 GRM	TUBE	16.00	0.00	
VICKS VAPORUB/BALM	BOTTLE	36.00	0.00	
GLYCRINE SMALL BOTTLE	BOTTLE	22.59	0.00	
JOUHAR JOSHANDA	PKT.	6.88	3.77	
GALXOS-D (450 GRMS)	PKT.	158.20	0.00	
GRIPE-WATER WOODWARDS	BOTTLE	50.00	0.00	
SANIPLAST ONE PUTTY	EACH	1.85	0.00	
O.R.S. (NIMCOL)	PKT.	15.30	0.00	
DETTOL (MEDIUM)	BOTTLE	46.80	0.00	
COTTON BANDAGE 2" - 4"	EACH	9.20	0.00	

Contd.

7.11 Intercity Consumer Prices November, 2014

			Value in Rupees	
Description	Unit	Average	% Change	
THERMOMETER CHINA	EACH	41.34	0.00	
DOCTOR (MBBS) CLINIC FEE	P/PAT.	170.06	0.00	
URINE TEST (DR) CHARGES	P/TEST	97.97	0.94	
BLOOD TEST (CP) CHARGES	P/TEST	229.50	0.00	
SUGAR TEST (RANDOM/FASTING BOTH) CHARGES	P/TEST	165.15	0.15	
ECG CHARGES	P/TEST	226.23	1.36	
X-RAY (CHEST) CHARGES	P/X-RAY	274.82	1.39	
TRANSPORT				
CAR SUZUKI 800 CC (W/O. A/C)	EACH	645371.43	0.00	
CAR SUZUKI 1000 CC	EACH	1065288.89	0.00	
CAR TOYOTA 1300 CC	EACH	1629720	0.00	
CAR HONDA CIVIC	EACH	2098315.79	0.00	
MOTORCYCLE HONDA CD-70.	EACH	69637.18	0.00	
MOTORCYCLE YAMAHA 100CC.	EACH	80060.29	0.00	
MOTOR CYCLE HERO 70 CC	EACH	45448.53	0.00	
BICYCLE WITH TYRES & TUBES	EACH	7431.73	0.10	
TYRE CAR WITH TUBE GENERAL	EACH	3413.75	0.09	
TYRE MOTOR CYCLE WITHOUT TUBE	EACH	1205.95	-0.05	
TYRE CYCLE SPECIFY BRAND NAME	EACH	372.83	0.02	
TYRE CAR W/O TUBE	EACH	3248.1	0.48	
PETROL SUPER	LITRE	94.19	-9.10	
HIGH SPEED DIESEL HSD	LITRE	101.21	-5.75	
CNG	K.G.	73.04	0.00	
GAS CYLINDER STAND. SIZE	EACH	1532.59	-8.30	
MOTOR CYCLE SERVICE CHARGES	EACH	256.52	0.51	
CAR SERVICE CHARGES	EACH	331.68	0.98	
TYRE PUNCTURE CHARGES	EACH	59.56	1.71	
CYCLE OVERHAULING CHARGES	EACH	283.75	0.00	
CAR TAX FOR 800CC TO 1300CC	YEARLY	1840.8	0.00	
TRAIN FARE ECO. 1-100 KM.	P/KM.	0.71	0.00	
TRAIN FARE ECO. 101-500 KM.	P/KM.	1.02	0.00	
TRAIN FARE ECO. > 500 KM.	P/KM.	0.93	0.00	
TRAIN FARE IST SLP. 1-100KM	P/KM.	2.18	0.00	
TRAIN FARE IST SLP. 101-500 KM	P/KM.	2.69	0.00	
TRAIN FARE IST SLP. > 500 KM	P/KM.	2.07	0.00	
TRAIN FARE A/C SLP. 1-100KM.	P/KM	5.99	0.00	
TRAIN FARE A/C SLP. 101-500KM	P/KM.	4.77	0.00	
TRAIN FARE A/C SLP > 500KM.	P/KM	4.32	0.00	
PLATFORM TICKET	EACH	10	0.00	
AUTO RICKSHAW FARES	KM/MIN	58.14	0.14	
FULL TONGA CHARGES	KM/MIN	61.68	0.00	
TAXI 4 SEATER FARE	KM/MIN	80.26	0.00	
BUS FARE MIN (WITHIN CITY)	TICKET	12.38	-3.66	
BUS FARE MAX (WITHIN CIT	TICKET	21.64	-2.48	
BUS FARE OUTSIDE CITY	P/KM.	0.91	-5.21	
A/C BUS FARE OUTSIDE CITY	P/KM.	1.42	-11.25	
MINIBUS FARE MIN.WITH IN CITY	TICKET	13.83	-2.95	
MINIBUS FARE MAX.WITH IN CITY	TICKET	22.7	-3.81	
SUZUKI FARE MIN.WITH IN CITY	TICKET	11.52	-55.38	
SUZUKI FARE MAXIMUM W.IN CITY	TICKET	18.5	-0.75	
AIR FARE ECONOMY CLASS.	P/KM.	19.26	5.82	
COMMUNICATION				
POSTAL ENVELOPE DOMESTIC	EACH	8.00	0.00	
ENVELOPE FOR SAUDI ARABIA	EACH	49.63	0.00	
POSTAL REGISTRATION CHARGES	EACH	28.00	0.00	
U.M.S. REG CHARGES MIN.	EACH	58.18	0.00	

Contd.

7.11 Intercity Consumer Prices November, 2014

Description	Unit	Value in Rupees	
		Average	% Change
T.C.S. CH. MIN.WITH IN ZONE	EACH	119.63	9.12
TELEPHONE CHARGES LOCAL CALL	P/CALL	3.94	0.00
TEL CHARGES OUT SIDE CITY	P/CALL	3.94	0.00
INTERNET CHARGES	P/HOUR	27.83	0.00
MOBILE CELL CHARGES	P/UNIT	3.07	0.00
FAX CHARGES (LOCAL)	P/PAGE	17.13	0.00
TELEPHONE SET AV. QLTY	EACH	749.13	0.00
MOBILE SET NOKIA/SONY/ERICSON/SAMSUNG WITHOUT CAMERA	EACH	2782.40	0.36
RECREATION AND CULTURE			
T.V. 20" COLORED WEGA H-A21.	EACH	19446.46	0.00
T.V 20" COLOR CHINA/KORIA)	EACH	11280.21	0.00
V.C.P. PANASONIC/LG/NAT	EACH	5436.31	0.00
DVD/VCD PLAYER PANASONIC/LG	EACH	4163.58	0.00
RADIO WITH C.PLAYER NATIONAL	EACH	2221.47	0.00
PERSONNEL COMPUTER (BRANDED)	EACH	43315.5	0.00
VID. CASSETTE BLK. TDK/SONY	EACH	144.9	0.00
COM. C.D. (TDK/IMATION)	EACH	53.39	0.00
TAPE RECORDER CASSETTE BLANK	EACH	46.52	0.00
VIDEO GAME SEGA 16 BYTE	EACH	1266.18	0.00
CINEMA A/C. HIGH CLASS	TICKET	82.98	0.00
CINEMA NON-A/C HIGH CLASS	TICKET	52.42	0.00
CABLE CHARGES	PER MONT	290.63	0.22
TV.LICENCE FEE DOMESTIC	YEARLY	420	0.00
ENGLISH BOOK CLASS V1	EACH	66.07	0.00
ENGLISH BOOK CLASS IX OR X	EACH	94.76	0.00
ENG. BOOK IST.YR COMPLETE SET	EACH	86.38	0.00
ENGLISH BOOK BA/B.SC	EACH	163.25	0.00
URDU BOOK CLASS V (T.B.BORD)	EACH	69.52	0.00
URDU BOOK CLASS IX/X(T.B.B)	EACH	101.19	0.00
URDU BOOK IST.YEAR/INTER	EACH	58.31	0.00
URDU BOOK BA/B.SC	EACH	144.5	0.00
MATHS BOOK CALSS V (T.B.B)	EACH	71.98	0.00
MATHS BOOK CLASS IX OR X	EACH	194.97	0.00
MATHS BOOK IST.YEAR (T.B.B)	EACH	145.04	0.00
PAKISTAN STUDIES BOOK BA/B.SC	EACH	150.5	0.00
DAILY "DAWN"	P/COPY	19	0.00
DAILY "JANG"	P/COPY	12	0.00
DAILY "NAWA-E-WAQT"	P/COPY	12	0.00
WEEKLY "AKHBAR-E-JAHAN"	P/COPY	55	0.00
WEEKLY "MAG"	P/COPY	45	0.00
MONTHLY "NAUNEHAL DIGEST"	P/COPY	35	0.00
PAPER FOOLSCAPE (27"x17")	QUIRE	37.71	0.67
EXERCISE.BOOK LINED 80/100 PGS	EACH	44.74	0.29
PENCILGOLDFISH/DEER	EACH	5.9	0.00
PEN INK DOLLOR 57 ML BOTTLE	EACH	21.25	0.00
PHOTOSTATE PAPER 70 GM	PRT	344.46	0.07
BALL PEN (local)	EACH	6.06	0.00
FOUNTAIN PEN HERO/WINGS/CHINA	EACH	42.07	0.00
EDUCATION			
PRIVATE SCHOOL FEE ENGLISH MEDIUM AVERAGE STANDARD (CLASS I)	PER MONTH	1158.76	0.00
PRIVATE SCHOOL FEE ENGLISH MEDIUM AVERAGE STANDARD (CLASS V)	PER MONTH	1287.94	0.00
PRIVATE SCHOOL FEE ENGLISH MEDIUM AVERAGE STANDARD (CLASS VI)	PER MONTH	1393.85	0.00
PRIVATE SCHOOL FEE ENGLISH MEDIUM AVERAGE STANDARD (CLASS X)	PER MONTH	1642.53	0.00
PRIVATE MEDICLE COLLEGE FEE MBBS (IST YEAR)	PER MONTH	44426.99	0.00
PRIVATE ENGINEERING COLLEGE FEE (ISTR YEAR)	PER MONTH	11971.7	0.00

Contd.

7.11 Intercity Consumer Prices November, 2014

Value in Rupees			
Description	Unit	Average	% Change
GOVT. COLLEGE FEE 1ST. YEAR	MONTH	44.99	0.00
GOVT. COLLEGE FEE 4TH. YEAR	MONTH	59.03	0.00
GOVT. UNIVERSITY FEE MSC.	MONTH	401.64	0.00
GOVT. MED. COLLEGE FEE MBBS	MONTH	1302.55	0.00
GOVT. ENGG. COLL. FEE I YEAR	MONTH	1082.49	0.00
COACHING FEE FOR CLASS IX/X	PER MONTH	1165.4	0.00
COACHING CHARGES FOR CLASS 1ST YEAR/INTER (SCIENCE)	PER MONTH	1678.96	0.00
COACHING CHARGES FOR CLASS 1ST YEAR/INTER (COMMERCE)	PER MONTH	1425.28	0.00
I.T. TUITION FEES	PER MONTH	2448.1	0.00
MBA TUITION FEES	PER MONTH	6285.11	0.00
RESTAURANTS AND HOTELS			
BREAD TANDOORI ST. SIZE	EACH	7.58	0.00
COOKED MUTTON (AV. HOTEL)	PLATE	136.41	0.00
COOKED BEEF (AV. HOTEL)	PLATE	83.37	0.00
COOKED DAL (AV. HOTEL)	PLATE	49.16	0.00
CHICKEN BIRYANI FULL/DOUBLE	PLATE	123.57	0.00
TEA PREPARED (ORDINARY)	CUP	18.09	0.00
MISCELLANEOUS GOODS AND SERVICES			
HAIRCUT CHARGES FOR MEN	P/CUT	70.72	0.00
BEAUTY PORL HAIR STYL CHARGE	P/STY.	260.43	0.24
SHAVING CHARGES	PER SHV	37.55	0.00
LIPSTICK S.MISS/MEDORA	EACH	104.88	0.00
NAIL POLISH S.MISS/MEDORA	EACH	85.06	0.00
PERFUME MED.SIZE MEDORA/BROACH	EACH	158.32	2.26
HAIR-OIL AMLA/CHAMBELI	BOTTLE	107.00	0.00
TOILET SOAP LUX 95 GRAMS	EACH	40.38	0.00
TOILET SOAP LIFEBOUY 140 GRM	EACH	36.00	0.00
TOILET SOAP SAFEGUARD BATH SIZE	EACH	47.75	0.00
TOOTHPASTE MACKLINES 70 GRM	EACH	50.00	0.00
TOOTHPAST MED SIZE CLGATE 70 GMS	EACH	61.40	2.38
TOOTHBRUSH SHEILD A/PLAQUE	EACH	38.98	0.00
TOOTHPOWDER DENTONIC 90 GRM	EACH	25.90	0.00
HAIR-COLOUR BEGIN (6 GMS)	EACH	94.05	0.00
HAIR COLOUR (KALAKOLA)	BOTTLE	122.13	0.00
FACECREAM PONDS (MEDIUM)	EACH	111.38	0.45
TALC POWDER VICE ROAY,B.CAT	EACH	132.13	0.67
BLADE TREET ORDINARY 10'S	PKT.	33.64	0.39
BLADE 7-O-CLOCK STAIN. 5'S	PKT.	33.35	0.18
SHAMPOO SUNSILK/PAINTIN 100 ML	BOTTLE	108.25	0.00
BEAUTY CREAM (FAIR & LOVELY)	EACH	125.08	0.00
HAIR REMOVING CREAM (EU-CREAM)	TUBE	60.81	0.00
GEL MEDIUM SIZE	BOTTLE	89.00	0.00
DISPOSABLE RAZOR GILLET-II	EACH	39.33	1.13
SHAVING CREAM TOUCH-ME/ADM.	EACH	59.63	0.64
GOLD TEZABI 24 CT	10 GM.	40950.74	-1.81
SILVER TEZABI 24 CT	10 GM.	642.34	-4.69
ARTIFICIAL JEWELLARY SET	SET	685.75	0.41
WRIST WATCH GENTS CITIZEN (ORIGINAL) ***	EACH	3418.39	0.00
WRIST WATCH LADIES CITIZEN (ORIGINAL) ***	EACH	3408.75	0.55
WALL CLOCK QUARTZ AV.QLTY	EACH	528.02	0.59
SUITCASE REXIN (24"x16"x6")	EACH	1061.88	0.55
TRUNK MEDIUM SIZE ***	EACH	1565.04	0.20
PURSE LADIES (LEATHER) AVERAGE QUALITY	EACH	659.28	0.19

8. PUBLIC FINANCE

8.1 Customs Revenue Receipts

(Million Rupees)

S.No.	Description	Annual				
		2009-10	2010-11	2011-12	2012-13	2013-14
1	Meat, fish and their preparations	41.12	54.90	93.75	151.69	253.87
2	Milk, butter, cheese and honey	1370.56	2769.09	2478.59	2235.00	2879.15
3	Fruits, nuts and vegetables	1340.92	1265.68	1427.16	1554.43	2368.46
4	Coffee, nuts and vegetables	2736.07	3542.19	3547.64	3730.56	3713.70
5	Oil-seeds and miscellaneous fruits	100.26	150.60	120.73	146.20	176.67
6	Vegetable plaiting materials	442.08	472.21	616.43	868.55	998.91
7	Animal and vegetable fats and oil	15512.16	17262.76	18417.04	20247.00	20658.72
8	Sugar and confectionery	211.88	285.07	372.89	291.17	383.73
9	Edible, preparation of cereal & vegetables	2452.93	2862.84	2916.04	3099.12	3991.29
10	Beverages, spirits and vinegars	160.84	221.28	192.14	176.65	179.36
11	Residues on waste from the food industries prepared animal fodder	91.93	61.26	53.16	59.44	141.58
12	Tobacco	256.98	494.52	251.94	144.14	213.57
13	Mineral, fuel, oils and products thereof	19021.22	21401.96	19140.05	20398.80	16760.58
14	Chemicals and chemical products	6666.36	6870.42	6798.82	7327.76	8239.32
15	Pharmaceutical products	1429.65	1565.36	1822.78	1893.71	2111.88
16	Dyes, colours, paints and varnishes	2418.02	2681.43	2538.32	2671.14	3611.13
17	Perfumery, soap and toilet preparations	4303.13	4908.71	3912.94	3778.08	4894.55
18	Albuminodal substances modified stareehes gulesenzymes	174.67	196.53	202.99	215.36	287.14
19	Matches and other explosives	34.88	39.84	22.32	22.61	25.30
20	Photographic and cinematographic goods	1250.49	1336.10	1178.39	1254.43	1583.89
22	Rubber and articles thereof	1710.06	2147.93	2352.45	8820.77	2395.14
23	Leather articles and footwear	1139.60	1835.37	1937.81	2143.80	2051.86
24	Wood & articles of wood wood charcoal	481.10	552.34	557.80	2010.44	542.99
25	Wood, paper and stationery	5001.87	7423.54	6730.50	475.48	6085.09
26	Silk yarn and fabrics	146.12	205.57	130.81	5357.43	139.29
27	Fabrics of wool, flax ramle metal vegetable	262.87	394.64	473.08	136.97	706.41
28	Cotton, Textile fabrics, Paper Yarn	91.55	340.77	786.13	490.74	2065.56
29	Yarn and fabrics of man-made fiber	4072.87	7666.13	7616.66	1422.08	8773.16
30	Carpets & other floor covering	289.14	345.04	432.76	6523.28	285.80
31	Special Woven Fabrics and Variety (58)	222.49	388.49	434.56	274.42	352.95
31	Plastic and articles thereof	7219.28	8831.53	8807.12	349.73	11055.67
32	Textile articles including knitted & crocheted goods	1323.39	2142.72	2254.15	1969.33	2627.81
33	Other madeup textile articles, set worm clothing & textile articles rugs	762.91	1255.90	1336.37	1093.49	1375.49
34	Glass and earthen-ware	2794.13	3132.55	3522.41	3198.22	4459.56
35	Precious metal, stones, pearls & imitation jewellery	90.78	95.09	28.71	40.01	65.58
36	Iron and steel manufactures	10920.60	9677.83	10048.48	10545.65	9211.16
37	Metals other than gold,silver,iron & steel	999.53	1386.38	1144.22	1253.23	1866.33
38	Cutlery, tools articles of base metals	847.20	1038.53	1002.80	1015.61	1324.08
39	Machinery and mechanical appliances	10468.17	10928.56	11605.92	12362.55	13742.20
40	Electric machinery and equipment	9442.90	9528.38	9928.03	10396.39	11325.52
41	Railway and tramway plant and rolling stock	29.06	25.04	125.87	393.05	447.75
42	Motor and other vehicles	25234.13	28097.49	43090.45	42305.56	36314.43
43	Ships, boats and aircraft's	60.68	136.17	117.96	108.57	79.44
44	Clocks and watches and parts thereof	56.51	66.18	47.19	60.14	66.04
45	Arms and ammunitions	371.66	498.63	464.96	507.58	317.19
46	Toys, games and sports goods	408.91	416.83	324.33	278.43	346.34
47	Sub-total (1 to 46)	144463.66	167000.38	181405.65	183798.79	191495.64
48	All other articles	22808.02	26179.32	46869.49	66022.29	58234.50
49	Gross Collection (47 to 48)	167271.68	193179.70	228275.14	249821.08	249730.14
50	Refund & Rebates	5782.91	8527.42	8453.67	10362.12	8731.76
51	Net collection (54-55)	161488.77	184652.28	219821.47	239458.96	240998.38
52	Total imports duty	156554.36	179722.75	213285.30	...	233783.87
53	1 % Ware House Charges	995.88	1598.29	1660.09	...	1182.93
54	Miscellaneous	2987.49	3636.25	3870.35	...	4469.01
55	Export duties	862.40	390.71	471.07	...	475.78
56	25% Export Development Charges	3691.55	5174.30	5291.13	...	6119.22
57	Regularity Duty	2179.98	2544.84	2111.14	...	3699.32

Contd.

8.1 Customs Revenue Receipts

(Million Rupees)

S.No.	Description	Monthly			
		Nov, 2013	Dec, 2013	Jan,2014	Feb,2015
1	Meat, fish and other preparations	32.52	35.35	32.94	22.62
2	Milk, Butter, Cheese and Honey	379.57	288.16	312.07	277.82
3	Fruits, nuts and vegetables	213.28	148.76	194.20	193.84
4	Coffee, nuts and vegetables	290.14	299.14	385.08	385.55
5	Oil-seeds & miscellaneous fruits	14.76	20.07	22.27	11.37
6	Vegetable plaiting Materials	81.35	88.52	99.57	92.50
7	Animal and vegetable fats and oil	1700.2	1595.33	1819.06	1449.54
8	Sugar and confectionery	22.02	26.43	39.63	42.82
9	Edible, preparation of cereals and vegetables	279.87	295.98	435.62	319.72
10	Beverages, spirits and vinegars	12.97	6.47	24.03	12.86
11	Residues an Waste from the food industries, Prepared animal fodder	9.5	4.2	10.15	8.58
12	Tobacco	6.64	15.07	17.14	13.29
13	Minerals, fuel, oils and products thereof	1777	1582.01	978.80	2048.10
14	Chemicals and chemicals products	630.57	666.24	756.28	703.27
15	Pharmaceutical products	209.33	207.02	173.60	161.30
16	Dyes, colours, paints and varnishes	290.45	315.44	350.96	311.48
17	Perfumery, soap and toilet preparations	425.86	349.31	461.16	450.68
18	Albuminoidal substances modified starches, glues,enzymes	22.79	21.36	28.41	27.11
19	Matches and other explosives	3.9	0.21	2.51	0.22
20	Photographic and cinematographic goods	140.22	124.81	137.66	151.16
21	Plastic and articles thereof	834.24	890.11	1050.62	978.07
22	Rubber and articles thereof	230.39	225.18	242.94	211.04
23	Leather articles and footwear	181.09	141.43	150.31	223.06
24	Wood & articles of wood; wood charcoal	47.07	60.07	41.45	44.14
25	Wood, paper and stationery	529.92	476.82	500.87	545.86
26	Silk yarn and fabrics	3.86	10.44	9.32	18.38
27	Fabrics of Wool, flax, ramle metal, vegetable	48.98	48.16	72.87	79.65
28	Cotton, textile, fibre & other paper & veg yarn	171.08	165.49	146.52	167.00
29	Yarn and fabrics of man-made fiber	711.39	697.47	946.53	840.26
30	Carpets & other floor covering	21.56	19.07	26.10	22.77
31	Special Woven Fabrics and Variety	31.96	29.07	31.82	25.48
32	Textile articles including knitted & crocheted goods	202.34	251.86	256.56	247.26
33	Other made up textile articles;set;worn colothing & textile articles;rugs	141.53	152.15	148.64	105.74
34	Glasses and earthen/ware	326.11	371.61	465.09	431.32
35	Precious metals,stones,pearls & imitation jewellery	5.05	4.03	4.30	5.50
36	Iron & steel manufactures thereof	833.05	720.18	855.07	634.79
37	Metals other than gold, silver, iron & steel	147.09	144.23	206.34	224.91
38	Cutlery, tools articles of base metals	103.1	91.37	141.08	124.87
39	Machinery and mechanical appliances	1162.79	1111.75	1277.62	1341.85
40	Electric machinery and equipment	904.75	887.17	989.67	928.40
41	Railway and tramway plant and rolling stock	20.23	19.56	53.35	5.88
42	Motor and other vehicles	3098.45	2443.91	3670.28	2917.22
43	Ships, boats and Air crafts	11.03	3.89	3.06	1.27
44	Clocks, watches and parts thereof	6.43	8.57	5.90	4.46
45	Arms and ammunitions	17.37	34.53	23.09	36.83
46	Toys, games and sports goods	25.81	29.49	33.66	28.70
47	Sub total (1 to 46)	16359.61	15127.49	17634.20	16878.54
48	All other articles	2996.06	8146.06	2214.31	1811.52
49	Total Import Duty	18184.41	22100.53	18631.65	17053.20
50	Warehouse Charges	84.01	113.87	96.82	101.20
51	Regularity Duty	319.21	188.38	255.12	566.26
52	Miscellienous	233.84	293.72	273.14	394.76
53	0.25 % Export Development Charges	519.54	529.47	533.45	521.79
54	Export Duties	14.65	47.56	58.30	52.83
55	Gross	19355.64	23273.54	19848.48	18690.04
56	Refund	17.48	37.27	19.96	15.34
57	Rebate	603.04	742.89	897.15	799.51
58	Refund & Rebate	620.52	780.16	917.11	814.85
59	Net	18735.12	22493.38	18931.37	17875.19

Contd.

8.1 Customs Revenue Receipts

(Million Rupees)

S.No	Description	Monthly			
		Mar,2014	Apr,2014	May,2014	Jun,2014
1	Meat, fish and other preparations	16.70	22.21	14.05	14.84
2	Milk, Butter, Cheese and Honey	266.93	133.68	282.79	271.74
3	Fruits, nuts and vegetables	234.99	305.55	194.91	189.68
4	Coffee, nuts and vegetables	358.68	308.61	303.36	351.35
5	Oil-seeds & miscellaneous fruits	10.63	8.11	12.78	28.60
6	Vegetable plaiting Materials	110.75	83.51	46.12	50.11
7	Animal and vegetable fats and oil	1567.08	1802.42	1344.88	2585.21
8	Sugar and confectionery	35.96	36.4	43.77	39.63
9	Edible, preparation of cereals and vegetables	395.18	436.68	310.4	360.69
10	Beverages, spirits and vinegars	14.23	16.83	30.13	17.87
11	Residues an Waste from the food industries, Prepared animal fodder	19.59	16.22	7.27	42.13
12	Tobacco	21.65	15.72	3.74	29.26
13	Minerals, fuel, oils and products thereof	1258.04	575.51	1854.4	1719.55
14	Chemicals and chemicals products	805.69	794.45	757.32	666.81
15	Pharmaceutical products	188.93	201.58	191.63	153.68
16	Dyes, colours, paints and varnishes	308.93	326.89	345.83	346.80
17	Perfumery, soap and toilet preparations	461.02	474.55	536.36	449.51
18	Albuminoidal substances modified starches, glues,enzymes	27.06	34.66	24.68	26.33
19	Matches and other explosives	1.84	12.72	0.07	0.07
20	Photographic and cinematographic goods	130.31	144.13	113.82	144.56
21	Plastic and articles thereof	1004.41	980.76	1103.6	1136.35
22	Rubber and articles thereof	179.29	192.31	171.73	223.08
23	Leather articles and footwear	61.62	119.87	190.13	248.47
24	Wood & articles of wood; wood charcoal	46.41	60.84	49.56	55.75
25	Wood, paper and stationery	540.89	555.57	603.56	603.37
26	Silk yarn and fabrics	6.77	12.75	12.36	21.48
27	Fabrics of Wool, flax, ramle metal, vegetable	50.92	73.59	81.25	74.03
28	Cotton, textile, fibre & other paper & veg yarn	108.81	266.55	317.3	113.25
29	Yarn and fabrics of man-made fiber	732.85	854.56	831.16	790.60
30	Carpets & other floor covering	32.97	28.18	30.54	23.80
31	Special Woven Fabrics and Variety	23.82	29.42	36.08	34.21
32	Textile articles including knitted & crocheted goods	179.93	219.66	275.75	276.07
33	Other made up textile articles;set;worn colothing & textile articles;rugs	100.54	95.37	108.31	110.79
34	Glasses and earthen/ware	352.24	428.19	418.61	396.39
35	Precious metals,stones,pearls & imitation jewellery	3.47	5.95	5.57	12.63
36	Iron & steel manufactures thereof	830.21	875.39	1062.45	1009.74
37	Metals other than gold, silver, iron & steel	201.53	141.58	172.24	161.12
38	Cutlery, tools articles of base metals	107.49	117.84	131.5	140.52
39	Machinery and mechanical appliances	1153.93	1197.33	1320.77	1311.33
40	Electric machinery and equipment	919.89	938.05	1161.31	1616.02
41	Railway and tramway plant and rolling stock	7.52	216.85	2.1	102.07
42	Motor and other vehicles	3473.89	3010.08	2849.85	4154.50
43	Ships, boats and Air crafts	2.21	3.98	4.22	33.74
44	Clocks, watches and parts thereof	6.75	5.7	7.62	4.21
45	Arms and ammunitions	26.03	52.06	16.93	38.82
46	Toys, games and sports goods	17.31	34.19	37.08	38.82
47	Sub total (1 to 46)	16405.89	16267.05	17419.89	20219.58
48	All other articles	6609.20	6609.31	4302.29	12152.68
49	Total Import Duty	21670.70	17630.14	20353.8	30091.19
50	Warehouse Charges	99.04	108.59	97.63	71.64
51	Regularity Duty	160.35	355.07	267.08	362.43
52	Miscellienous	507.01	348.68	439.57	1199.07
53	0.25 % Export Development Charges	524.33	489.93	509.18	557.62
54	Export Duties	53.75	41.48	54.93	90.28
55	Gross	23015.18	18973.89	21722.19	3272.23
56	Refund	21.85	15.66	17.99	45.48
57	Rebate	625.33	550.22	535.5	167.88
58	Refund & Rebate	647.18	565.88	553.49	213.36
59	Net	22368.00	18408.01	21168.70	3058.87

Contd.

8.1 Customs Revenue Receipts

(Million Rupees)

S.No	Description	Monthly				
		Jul,2014	Aug,2014	Sep,2014	Oct,2014	Nov,2014
1	Meat, fish and other preparations	12.98	19.81	26.68	30.89	31.99
2	Milk, Butter, Cheese and Honey	427.71	272.58	179.07	345.79	325.24
3	Fruits, nuts and vegetables	262.03	175.33	253.75	298.69	233.24
4	Coffee, nuts and vegetables	283.77	310.15	403.13	370.42	277.03
5	Oil-seeds & miscellaneous fruits	19.74	182.22	171.81	67.77	119.20
6	Vegetable plaiting Materials	58.24	64.24	68.06	76.25	70.06
7	Animal and vegetable fats and oil	1352.52	1828.05	2104.21	1855.01	1806.09
8	Sugar and confectionery	43.18	42.42	39.95	37.47	39.22
9	Edible, preparation of cereals and vegetables	423.37	425.45	407.18	433.37	405.91
10	Beverages, spirits and vinegars	17.77	26.71	27.21	7.07	13.02
11	Residues an Waste from the food industries, Prepared animal fodder	250.55	252.85	384.32	139.78	293.21
12	Tobacco	4.64	10.17	32.90	9.95	10.62
13	Minerals, fuel, oils and products thereof	404.45	1612.87	1538.05	1554.15	1696.47
14	Chemicals and chemicals products	755.49	857.95	867.72	946.05	790.64
15	Pharmaceutical products	190.44	225.55	229.62	210.96	242.59
16	Dyes, colours, paints and varnishes	344.16	399.82	317.39	278.21	240.00
17	Perfumery, soap and toilet preparations	449.21	574.62	539.57	591.89	499.55
18	Albuminoidal substances modified starches, glues,enzymes	43.94	44.39	36.97	45.80	39.18
19	Matches and other explosives	0.34	0.18	0.36	1.86	1.50
20	Photographic and cinematographic goods	146.92	170.59	157.64	154.68	109.42
21	Plastic and articles thereof	1052.05	1235.66	1035.36	1029.67	1035.43
22	Rubber and articles thereof	236.40	306.82	303.35	274.98	250.11
23	Leather articles and footwear	224.64	183.57	339.28	258.17	188.61
24	Wood & articles of wood; wood charcoal	50.18	61.16	64.98	56.27	71.37
25	Wood, paper and stationery	605.24	716.91	806.02	722.50	671.38
26	Silk yarn and fabrics	21.54	19.81	22.04	24.48	26.21
27	Fabrics of Wool, flax, ramle metal, vegetable	74.60	76.38	85.35	91.14	71.84
28	Cotton, textile, fibre & other paper & veg yarn	72.30	56.99	61.44	71.51	85.58
29	Yarn and fabrics of man-made fiber	1090.82	1077.94	1011.16	993.00	899.77
30	Carpets & other floor covering	26.47	24.07	24.61	24.42	23.04
31	Special Woven Fabrics and Variety	41.96	43.70	43.95	37.91	41.78
32	Textile articles including knitted & crocheted goods	246.39	258.34	355.29	368.43	314.24
33	Other made up textile articles;set;worn colothing & textile articles;rugs	86.55	142.87	147.60	128.63	140.84
34	Glasses and earthen/ware	477.58	474.52	514.30	453.06	437.63
35	Precious metals,stones,pearls & imitation jewellery	9.93	6.06	5.62	10.76	9.07
36	Iron & steel manufactures thereof	926.77	1198.61	1341.61	1155.63	1114.59
37	Metals other than gold, silver, iron & steel	162.86	226.02	201.35	202.87	160.54
38	Cutlery, tools articles of base metals	136.48	126.66	133.03	124.70	121.93
39	Machinery and mechanical appliances	1290.88	1462.62	1604.48	1530.84	1598.54
40	Electric machinery and equipment	1772.51	2272.13	2327.26	1877.58	1813.17
41	Railway and tramway plant and rolling stock	197.67	76.66	18.70	133.19	10.50
42	Motor and other vehicles	2490.15	3913.49	4299.60	3895.38	3663.75
43	Ships, boats and Air crafts	17.44	109.90	125.67	87.13	94.16
44	Clocks, watches and parts thereof	4.33	4.14	5.38	4.29	6.14
45	Arms and ammunitions	12.76	44.37	50.76	25.90	32.87
46	Toys, games and sports goods	41.25	31.84	36.31	31.17	29.42
47	Sub total (1 to 46)	16861.20	21647.20	22750.09	21069.67	20156.68
48	All other articles	1053.88	1112.05	4378.10	1506.27	2492.11
49	Total Import Duty	16880.19	21536.14	25195.40	21263.33	21421.55
50	Warehouse Charges	51.06	60.90	81.84	76.79	72.97
51	Regularity Duty	374.05	409.68	448.88	394.35	388.60
52	Miscellienous	206.77	234.30	836.78	269.70	287.83
53	0.25 % Export Development Charges	392.42	491.84	537.22	504.42	453.38
54	Export Duties	10.59	26.39	28.06	67.32	35.93
55	Gross	17915.08	22759.25	27128.18	22575.91	22660.26
56	Refund	97.21	23.30	137.90	3.67	60.71
57	Rebate	1038.57	1060.12	922.04	746.40	672.19
58	Refund & Rebate	1135.78	1083.42	1059.94	750.07	732.90
59	Net	16779.30	21675.83	26068.24	21825.84	21927.36

Source: Federal Board of Revenue, Islamabad.

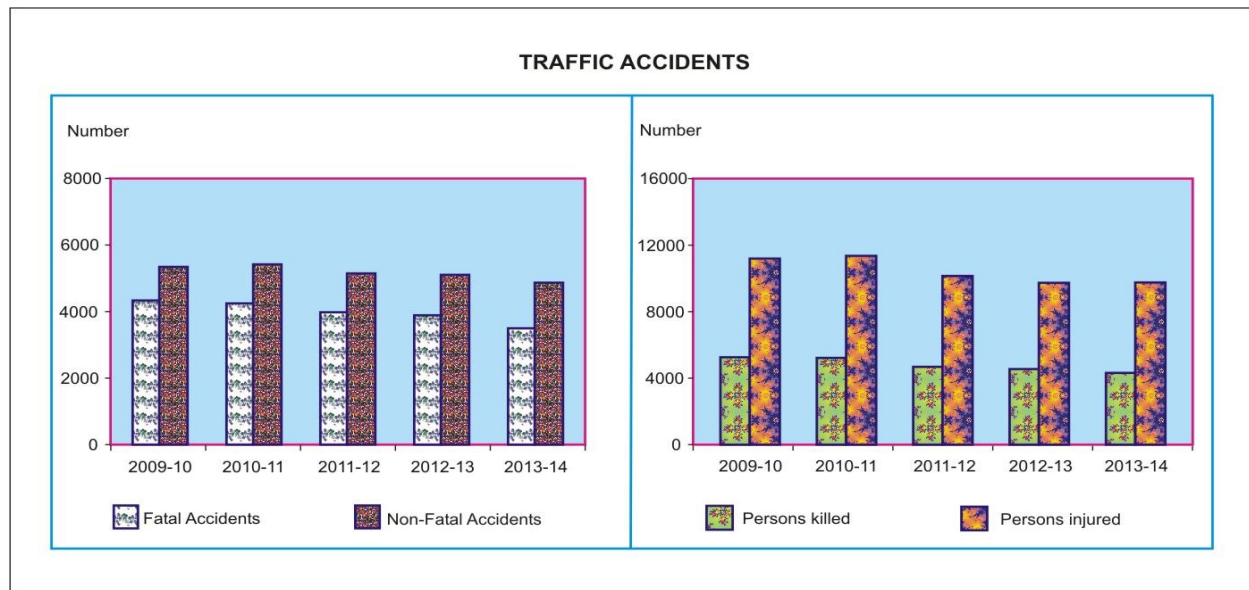
9. SOCIAL

9.1 Data on Traffic Accidents

Year/Month	Total Number of Accidents	Accident		Persons		Total Number of Vehicles Involved
		Fatal	Non - Fatal	Killed	Injured	

PAKISTAN

2009-10	9747	4378	5369	5280	11173	10496
2010-11	9723	4280	5443	5271	11383	10822
2011-12	9140	3966	5174	4758	10145	9986
2012-13*	8988	3884	5104	4719	9710	9876
2013-14	8359	3500	4859	4348	9777	9423
2013 Nov	704	289	415	356	814	798
Dec	717	326	391	381	810	802
2014 Jan	723	329	394	392	807	791
Feb	504	199	305	258	643	561
Mar	526	217	309	290	654	611
Apr	607	235	372	331	759	705
May	617	231	386	311	773	730
Jun	712	291	421	377	905	821
Jul	674	265	409	336	752	778
Aug	613	246	367	310	855	699
Sep	606	245	361	284	732	695
Oct	771	312	459	376	1012	896
Nov	609	280	329	388	862	711



Note: Data from July,2012 onward includes ICTs.

* Included Islamabad

Contd.

9.1 Data on Traffic Accidents

Year/Month	Total Number of Accidents	Accident		Persons		Total Number of Vehicles Involved
		Fatal	Non - Fatal	Killed	Injured	
2012-13	201	107	94	109	180	212
2013-14	256	120	136	132	206	256
ISLAMABAD						
2013 Nov	16	6	10	6	13	16
Dec	18	9	9	12	16	18
2014 Jan	21	14	7	17	36	21
Feb	16	5	11	5	20	16
Mar	13	5	8	5	13	13
Apr	24	10	14	12	23	24
May	22	8	14	8	18	22
Jun	20	11	9	11	13	20
Jul	17	12	5	13	17	18
Aug	9	5	4	6	6	9
Sep	10	4	6	4	8	10
Oct	22	9	13	10	19	22
Nov	20	10	10	11	12	20
PUNJAB						
2009-10	5344	2590	2754	3083	5856	5344
2010-11	5420	2591	2829	3167	5809	5420
2011-12	4990	2361	2629	2888	5071	4990
2012-13	4587	2213	2374	2692	4515	4587
2013-14	3696	1717	1979	2145	3941	3696
2013 Nov	336	148	188	180	335	336
Dec	327	170	157	207	355	327
2014 Jan	350	178	172	217	394	350
Feb	203	93	110	136	252	203
Mar	233	102	131	123	295	233
Apr	258	106	152	135	232	258
May	235	101	134	145	273	235
Jun	267	118	149	158	290	267
Jul	235	113	122	140	216	235
Aug	229	105	124	126	272	229
Sep	233	112	121	134	306	233
Oct	324	145	179	169	430	324
Nov	223	116	107	149	317	223
SINDH						
2009-10	1465	883	582	1031	1261	1580
2010-11	1270	758	512	927	1071	1541
2011-12	1054	681	373	756	681	1121
2012-13	935	582	353	696	637	960
2013-14	945	613	332	791	893	1103
2013 Nov	72	48	24	66	60	83
Dec	97	59	38	66	59	103
2014 Jan	79	53	26	59	54	92
Feb	66	39	27	50	42	83
Mar	70	43	27	56	62	88
Apr	66	42	24	98	158	92
May	72	45	27	55	83	113
Jun	70	47	23	70	136	91
Jul	72	46	26	60	51	84
Aug	65	44	21	62	48	78
Sep	75	49	26	56	53	94
Oct	55	41	14	54	54	62
Nov	69	45	24	105	108	84

Contd.

9.1 Data on Traffic Accidents

Year/Month	Total Number of Accidents	Accident		Persons		Total Number of Vehicles Involved
		Fatal	Non - Fatal	Killed	Injured	
KHYBER P.K.						
2009-10	2559	712	1847	921	3560	3128
2010-11	2722	773	1949	986	4153	3479
2011-12	2772	785	1987	953	3913	3501
2012-13	2968	846	2122	1059	4016	3736
2013-14	3120	877	2243	1033	4257	3934
2013 Nov	256	75	181	87	373	336
Dec	250	74	176	82	351	322
2014 Jan	252	71	181	83	303	306
Feb	199	50	149	52	292	233
Mar	184	50	134	59	253	239
Apr	230	61	169	70	306	298
May	261	67	194	91	360	328
Jun	320	99	221	114	396	388
Jul	326	83	243	112	444	411
Aug	277	78	199	102	491	345
Sep	257	67	190	75	321	314
Oct	343	103	240	116	449	450
Nov	280	95	185	108	395	362
BALUCHISTAN						
2009-10	379	193	186	245	496	444
2010-11	311	158	153	191	350	382
2011-12	324	139	185	161	480	374
2012-13	297	136	161	163	362	381
2013-14	342	173	169	247	480	434
2013 Nov	24	12	12	17	33	27
Dec	25	14	11	14	29	32
2014 Jan	21	13	8	16	20	22
Feb	20	12	8	15	37	26
Mar	26	17	9	47	31	38
Apr	29	16	13	16	40	33
May	27	10	17	12	39	32
Jun	35	16	19	24	70	55
Jul	24	11	13	11	24	30
Aug	33	14	19	14	38	38
Sep	31	13	18	15	44	44
Oct	27	14	13	27	60	38
Nov	17	14	3	15	30	22

9.2 Data on Telecommunication 2014

Months	Distribution of Cellular Mobile Subscribers					
	Total	Moblink	Zong	Ufone	Telenor	Warid
Jan	133606004	37617798	24366879	25033285	33748975	12839067
Feb	134609592	37775100	24901387	24557841	34491019	12884245
Mar	136469886	38154534	25594413	24570563	35210948	12939428
Apr	137683211	38300475	25981940	24572998	35876539	12951259
May	139198479	38444357	26736308	24645598	36311451	13060765
Jun	139974754	38768346	27197048	24352717	36571820	13084823
Jul	140022516	38914005	27411737	24176583	36523951	12996240
Aug	138589661	38779034	27186703	23495150	36344492	12784282
Sep	137605819	38700176	26952302	23001127	36325193	12627021
Oct	137152666	38516056	26985261	22554332	36644862	12452155
Nov	137341523	38449212	27255099	22488766	36686660	12461786
Dec						

Source : Pakistan Telecommunication Authority, Islamabad.

9.3 Visitors at Archaeological Museum in Pakistan

Area/ attraction	September,2014		October,2014		November,2014	
	Foreigner	National	Foreigner	National	Foreigner	National
PAKISTAN	849	80814	1330	171124	1235	216925
ISLAMABAD	263	30715	383	75544	403	95944
Pakistan Museum of Natural History	20	4420	16	5864	15	8674
Lok Virsa Heritage Museum	128	5708	205	17893	238	35298
Pakistan Monument Museum	115	20587	162	51787	150	51972
PUNJAB	493	38575	743	80417	603	103600
Lahore Museum Lahore	231	13185	282	27698	218	39736
Allama Iqbal Library & Museum, Sialkot.	2	550	3	515	12	8000
Museum, Taxila, Rawalpindi	153	6310	167	6870	158	7067
Museum, Harappa, Sahiwal.	5	9300	31	6179	35	7638
Allama Iqbal Museum, Javaid Manzil, Lahore	6	1669	2	2474	53	5757
PMDC Khewara Mines Museum, Chakwal	96	7561	258	36681	127	35402
SINDH	67	10276	178	13691	219	15413
National Museum of Pakistan, Karachi	-	787	3	1874	68	4011
Sindh Provincial Museum, Hyderabad.	14	2172	19	2018	18	1944
Museum, Banbhore, Thatta.	-	810	-	1110	-	801
Museum, Moenjodaro, Larkana.	4	4584	4	6233	11	5531
Museum Umerkot, Tharparkar.	9	1483	2	2186	-	2666
Quid-e-Azam Birth Place, Karachi.	*	*	*	*	*	*
Quid-e-Azam House Museum, Karachi.	40	440	150	270	122	460
KHYBER PAKHTUNKHWA	26	1213	26	1367	10	1968
Peshawar Museum, Peshawar.	26	1013	26	999	10	1697
Museum Saidu Sharif, Swat.	Nil	Nil	Nil	Nil	Nil	Nil
Dir Museum, Chakdara	-	200	-	368	-	271
BALUCHISTAN	-	35	-	105	NA	NA
Museum Balochistan, Quetta.	-	35	-	105	NA	NA

* = Quaid-e-Azam Birth place is closed for purpose of renovation work therefore no person visited the monument
 NIL = Due to Law and order situation. NA= Not available

Source:-Department of Archaeology and Museum,
 Government of Pakistan & Provincial Government

9.4 Visitors at Heritage Site in Pakistan

Area/ attraction	September,2014		October,2014		November,2014	
	Foreigner	National	Foreigner	National	Foreigner	National
PAKISTAN	667	102872	712	166372	544	100430
PUNJAB	339	87800	545	127816	354	77004
Jahangir's Tomb, Lahore	13	3700	35	9600	40	10500
Shalimar Garden, Lahore	98	14604	100	36967	86	35499
Royal Fort (Shahi Qila), Lahore	70	46000	210	60000	32	8000
Hiran Minar & Tank, Sheikhpura	-	7886	2	8200	3	8300
Harappa, Sahiwal	5	9300	31	6179	35	7638
Taxila, Rawalpindi	153	6310	167	6870	158	7067
SINDH	23	8577	6	11029	26	12983
Banbhore , Thatta.	-	810	-	1110	-	801
Makli Hill Monument, Thatta	10	1700	-	1500	15	3985
Moenjodaro, Larkana.	4	4584	4	6233	11	5531
Umerkot Fort, Tharparkar.	9	1483	2	2186	-	2666
KHYBER PAKHTUNKHWA.	305	6495	161	27527	164	10443
Remains of Takht-i-Bhai, Mardan	5	6400	10	26800	9	9600
Butkara Site Museum, Saidu Sharif, Swat	-	25	1	27	5	43
Julian Site, Haripur	300	70	150	700	150	800
BALUCHISTAN						

Source: Department of Archaeology and Museum.
Government of Pakistan & Provincial Government.

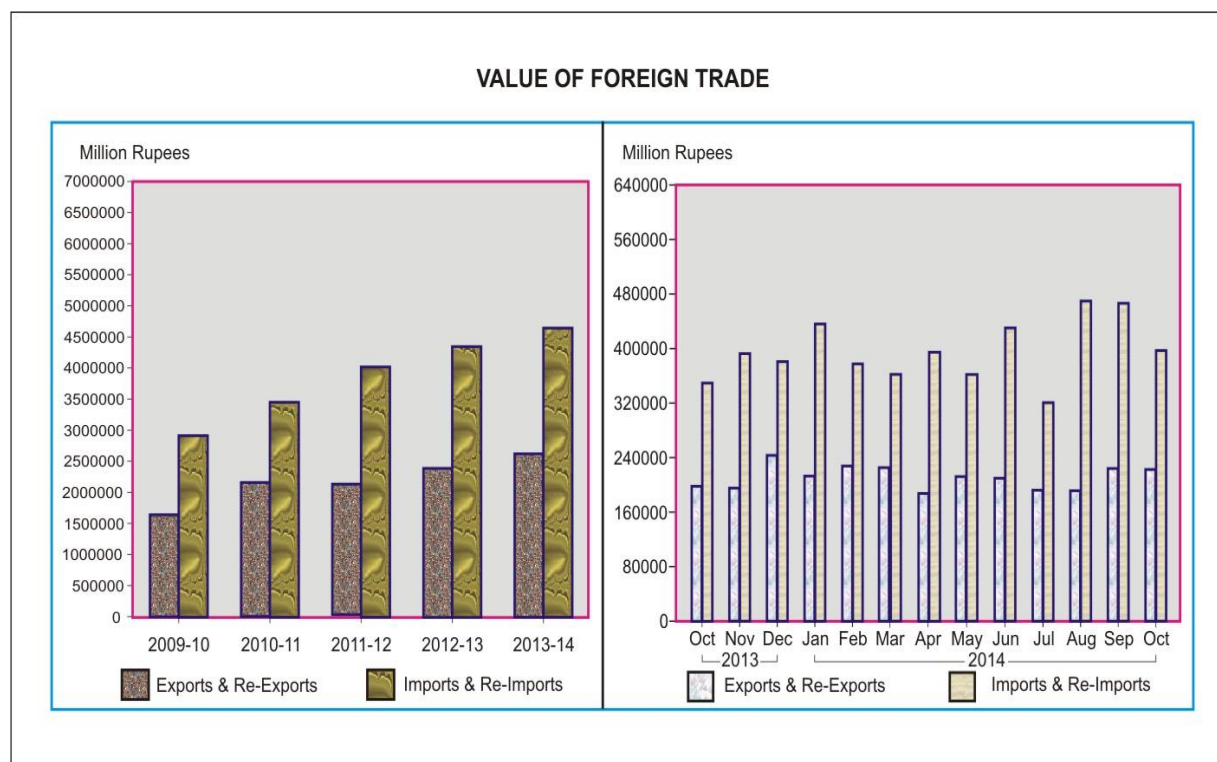
10. TRADE

10.1 Value of Foreign Trade

(Million Rupees)

Year / Month	Exports	Re-Exports	Imports	Re-Imports	Balance of Trade
2009-10	1617457.6	23470.1	2910975.3	14.3	-1270061.9
2010-11	2120846.7	30576.3	3455285.6	2072.6	-1305935.2
2011-12	2110605.5	18570.2	4009093.0	--	-1883049.0
2012-13	2366477.8	9946.3	4349879.5	--	-1973455.4
2013-14	2583463.2	16369.1	4630520.8	1855.7	-2032544.2
2013 Oct	197939.6	22.7	348471.0	--	-150508.7
Nov	193132.7	796.3	392509.9	--	-198580.9
Dec	241842.6	1544.2	380944.2	--	-137557.4
2014 Jan	214541.9	2618.4	435970.2	25.0	-218834.9
Feb	227292.7	1226.4	377909.2	22.4	-149412.5
Mar	223104.2	2577.1	362608.8	22.3	-136949.8
Apr	185909.4	2396.8	395104.7	113.5	-206912.0
May	208315.8	3769.7	361817.2	2.1	-149733.8
Jun	198680.7	2303.5	425228.9	1695.5	-225940.2
Jul	189756.5	2293.2	319670.1	1827.6	-129448.0
Aug	190351.2	1903.5	469537.5	1999.0	-279281.8
Sep	222613.8	1243.3	464876.3	1898.8	-242918.0
Oct	200455.8	1746.2	435657.9	1808.0	-235263.9

* Provisional



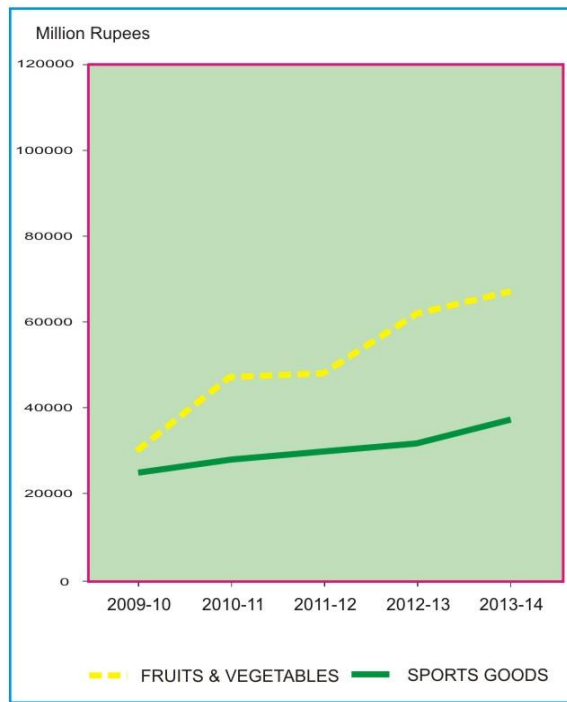
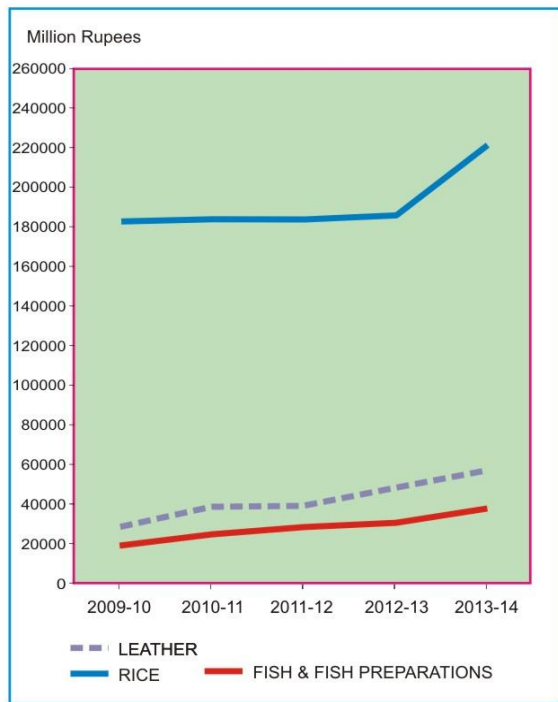
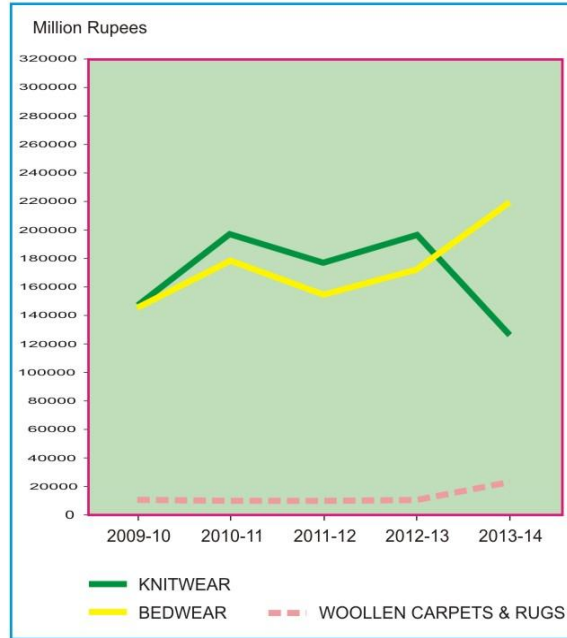
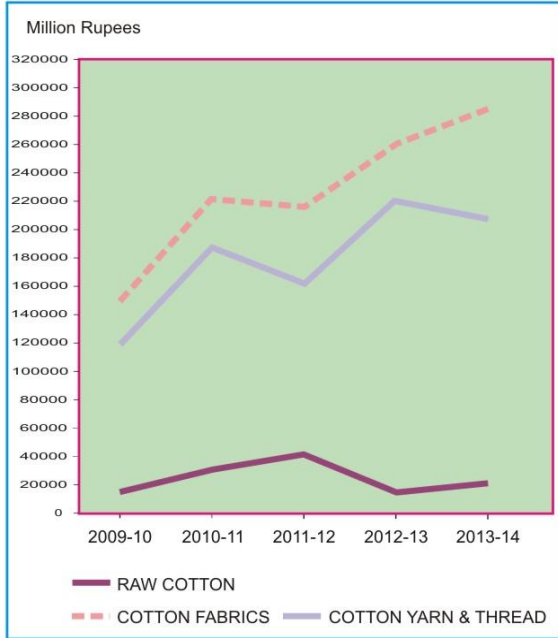
10.2 Exports by Commodity/Group

(Million Rupees)

Year/Month	Raw Cotton	Cotton Fabrics	Cotton Yarn and Thread	Knitwear	Bedwear	Woollen Carpets & Rugs	Leather	Rice	Fish & Fish Preparations	Fruits & Vegetables	Sports goods
2009-10	16365.5	150935.5	120767.9	147864.8	146195.1	11119.1	28698.3	183370.3	19049.8	30243.8	25020.8
2010-11	31168.4	224257.0	188271.8	197144.5	178596.0	11034.4	39744.3	184674.6	25313.9	47895.6	28208.4
2011-12	41392.6	218159.8	163403.5	176652.4	155108.3	10113.5	39841.2	184405.0	28597.6	48321.8	30241.0
2012-13	14888.1	260237.5	219017.0	197434.3	172724.2	11484.6	48455.7	186623.1	30759.1	62126.8	32375.2
2013-14	21352.5	285130.2	207199.9	235564.7	219961.7	12616.2	56496.4	222906.7	37917.6	66703.9	37259.6
2013 Oct	1691.8	27969.1	18290.4	20122.3	17387.2	1142.9	4209.0	14828.6	3555.9	3158.4	1919.1
Nov	3269.7	20535.4	14937.1	17068.7	16817.9	1431.7	3887.3	14791.7	3093.1	4893.1	2070.2
Dec	2876.5	26186.3	20046.9	21784.5	20047.3	1632.9	5013.0	28049.8	3760.3	8715.9	3567.5
2014 Jan	1600.4	22358.8	14196.4	19638.3	18468.8	829.0	4012.3	28224.3	1872.6	11006.7	2925.7
Feb	949.8	25195.3	17868.1	18398.4	17692.2	1114.9	4796.9	25052.9	2478.5	8817.7	3570.0
Mar	1885.9	24921.0	18762.0	18398.4	18533.1	913.1	5283.2	21663.6	3069.5	7078.2	3529.0
Apr	1381.7	21209.4	13349.7	16875.5	15509.6	870.4	4988.7	17870.3	3836.9	3777.0	4012.3
May	752.2	22338.1	14704.1	24682.8	18870.4	1051.2	5943.4	16072.9	4180.2	3219.6	3781.1
Jun	135.7	19462.9	13335.5	20095.7	17627.5	739.2	5102.2	14747.0	3247.0	2668.0	3495.5
Jul	329.6	20936.9	13344.6	23137.3	19620.5	962.0	3845.4	12368.3	2091.6	2903.3	3440.3
Aug	1615.0	19224.8	16201.8	17462.7	15357.5	704.7	3762.2	10462.1	1976.3	3268.4	2383.9
Sep	3117.6	23207.9	17870.6	22584.1	20639.1	860.7	4785.7	13596.0	3865.8	3132.6	2853.2
Oct *	2555.1	20973.9	17561.8	21445.4	18430.1	999.1	3999.2	15892.3	3531.9	3145.8	1994.7

* Provisional

EXPORTS BY COMMODITY/GROUP

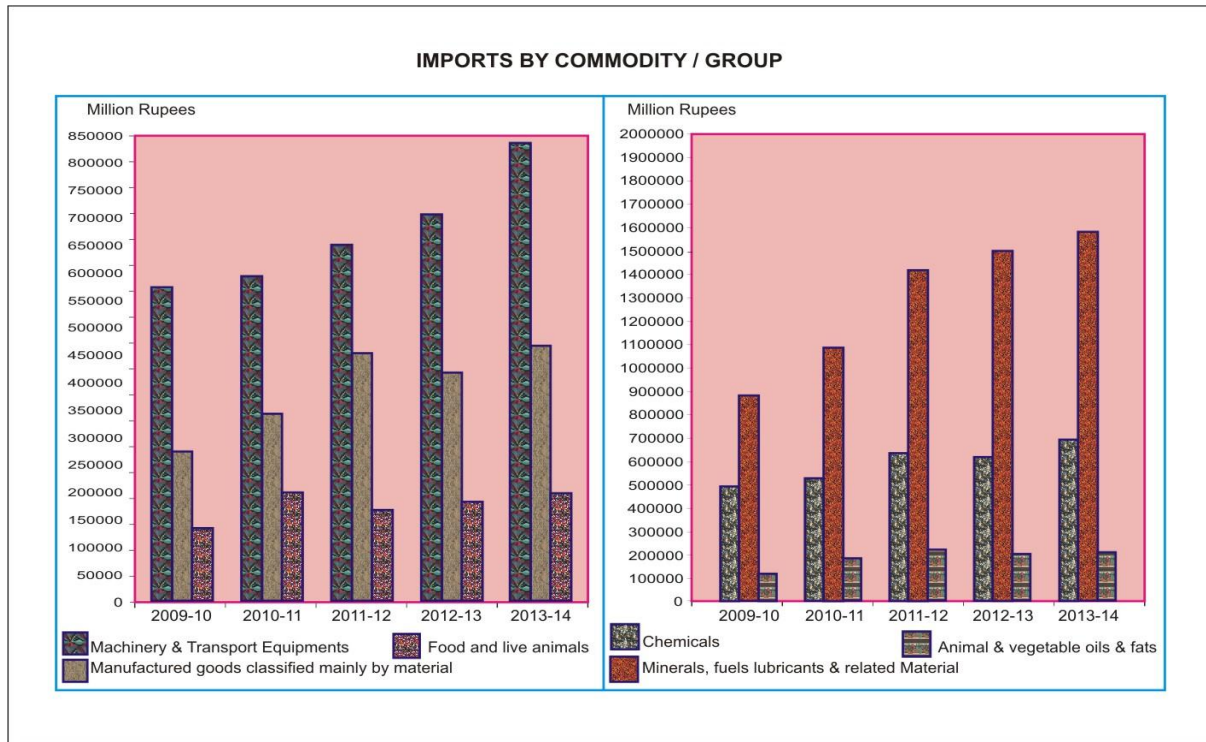


10.3 Imports by Commodity/Group

(Million Rupees)

Year/Month	Machinery and Transport equipment	Manufactured goods classified mainly by material	Food and Live animals	Chemicals	Mineral Fuels, Lubricants and related materials	Animal or Vegetable oils & fats
2009-10	616893.3	294972.2	141005.7	492227.1	883653.4	120975.4
2010-11	639389.0	369322.2	214132.4	528988.9	1084764.7	190133.7
2011-12	699993.9	482498.6	179555.6	637823.7	1420173.6	228731.4
2012-13	783966.3	444919.9	190555.4	621466.0	1504034.0	205311.0
2013-14	886479.3	496850.9	221052.9	691397.7	1570968.0	213427.6
2013 Oct	68217.6	35722.2	19060.5	52558.6	126158.0	17348.1
Nov	67752.0	43246.2	19899.0	64561.9	143066.2	18397.2
Dec	76466.1	42969.8	21181.1	62938.5	138317.5	13919.8
2014 Jan	94941.2	47693.4	21282.4	69775.1	130415.0	19813.3
Feb	65719.5	41569.2	18029.9	50805.3	132054.1	15645.9
Mar	66202.0	49455.2	22109.7	57946.6	102889.0	16516.7
Apr	80773.6	45007.3	17651.1	56791.1	130314.2	18553.8
May	71020.1	44858.7	14418.7	57466.7	121108.5	14707.6
Jun	84048.6	45276.6	21065.8	58056.7	148501.6	27051.9
Jul	64019.1	41103.5	21926.6	53074.5	94054.8	13988.1
Aug	89770.0	47987.5	21194.0	69577.2	164361.5	18946.4
Sep	84001.0	52860.9	32409.1	64611.4	151853.8	20450.8
Oct *	93907.2	46191.5	33891.0	72678.8	131710.2	17323.8

* Provisional



10.4 Exports by Selected Commodities in Dollars

(In Thousand Dollar)

GROUPS/COMMODITIES	UNIT	October, 2014		CUMUL, FROM JUL, 2014		October, 2013		CUMUL, FROM JUL., 2013	
		QUANTITY	VALUE	QUANTITY	VALUE	QUANTITY	VALUE	QUANTITY	VALUE
GRAND TOTAL			1950838		7951278		1863898		8559238
A.PRIMARY COMMODITIES			314006		1135133		259402		1135259
01.RICE	MT	277270	154664	831611	517408	246524	139634	882161	544269
(I) RICE BASMATI	MT	49322	57171	174191	211319	44687	49940	189353	204676
(II) RICE OTHER VARIETIES	MT	227948	97493	657420	306089	201837	89694	692808	339593
02.FISH AND FISH PREPARATIONS	KG	13173378	34372	41893882	113092	12331592	33484	46028842	118742
03.FRUILTS & VEGETABLES INCL.JUICES	KG	40925930	33725	226538744	134434	63419400	32453	348836938	172762
(I) FRUILTS	KG	20568872	24303	126902196	94622	35568272	22179	177584706	110056
(II) VEGETABLES	KG	16290640	6312	85419733	28686	24487248	7563	154952219	49675
(III) FRUIT & VEGETABLE JUICES	KG	4066418	3110	14216815	11126	3363880	2712	16300013	13030
04.WHEAT	MT					8285	2846	19637	6839
05.WHEAT FLOUR	MT	39785	17136	176866	79449	40019	15947	225687	79610
06.SPICES(INCL. CHILLIES)	KG	1553558	5171	4532247	17002	1049690	3125	4893732	14733
07.OIL SEEDS, NUTS AND KERNALS	KG	2640439	4833	5876481	11065	2629888	4106	16044816	14678
08.LEGUMINOUS VEGETABLE	KG							3185765	2776
09.FLOWERS	KG	24451	53	109121	251	23554	52	69099	191
10.RAW HIDES AND SKINS	KG	3212	80	8224	181	668	16	1232	29
11.RAW WOOL AND ANIMAL HAIR	KG	458623	658	2529991	3421	370113	594	3533484	4572
(I) RAW WOOL	KG	389315	568	814500	1205	364533	587	1007823	1461
(II) ANIMAL HAIR	KG	69308	89	1715491	2216	5580	7	2525661	3112
12.CRUDE ANIMAL MATERIAL	KG	587988	2611	4161653	13317	1091382	2062	3860377	15577
13.CRUDE FERTILIZER	MT	973	85	4744	385	509	77	2579	390
14.MOLASSES	KG	319033	50	27926054	3666	46667	5	125571017	15386
15.RAW COTTON	MT	15688	24866	44639	74805	8506	15931	45421	81562
16.COTTON WASTE	MT	727	846	14819	18773	2940	2305	24737	27569
17.PETROLEUM CRUDE	MT	36340	28987	139517	119926				
18.MARBLES AND STONES	MT	32867	4989	149233	23114	44257	6056	202150	29741
19.TOBACCO	KG	259390	881	1309622	4842	260794	708	1975295	5833
(I) UN-MANUFACTURED	KG	225380	734	1232187	4496	233447	611	1871934	5433
(II) MANUFACTURED EXCL.CIGARETTE	KG	34010	147	77435	346	27347	98	103361	400
20.COKE	MT								
B.TEXTILES MANUFACTURES			1121792		4394545		1064712		4479895
01.COTTON YARN	KG	61840943	170763	224440924	638531	56380390	172029	251305140	764214
02.COTTON CLOTH	SQM	159367545	204118	671774633	835186	2.43E+08	263371	920430817	991157
03.ARTICLES OF APPAREL & CLOTHING ACCESSORIES (EXCL. KNITWEARS)	DOZ	2607715	175030	10019451	653203	2153761	140308	9227946	611590
04.ART SILK AND SYNTHETIC TEXTILES	SQM	24118143	30760	100010253	124045	3575727	4938	101538815	92890
05.COTTON THREAD	KG	28915	148	932137	4136	48537	202	1949857	7955
06.TEXTILE FABRICS WOVEN(OTHER THAN COTTON & ARTIFICIAL FABRICS)	--		423		994		182		1276
07.TULE, LACE, EMBROIDERY ETC	--		1197		4515		985		4439
08.COTTON BAGS/SACKS	MT	671	1364	2787	5495	1190	2246	2992	5575
09.TENTS & OTHER CANVAS GOODS	KG	3726415	10365	20312186	53888	1581190	5035	8153962	21728
10.BED WEAR	KG	27301660	179362	113632217	733348	23393681	163727	110396617	735378
11.TOWELS	KG	14173465	72104	53189607	257133	14373756	66269	53303631	243293
12.TEXTILE MADE UPS (EXCL. TOWELS & BED WEAR)	--		56102		207486		45824		205848
13.KNITWEARS	DOZ	8560503	208707	35271176	838378	8424245	189481	35567045	758228
14.WASTE MATERIAL OF TEXTILE FIBRES/FABRICS	KG	2052587	2129	15454462	9785	2641385	2073	11793589	7646
15.YARN OTHER THAN COTTON YARN	KG	1401136	5219	4871040	16377	1646334	5663	5288656	18081
16.KINTTED OR CROCHATED FABRICS	SQM	857298	3998	2529063	12046	1007906	2378	4401208	10597
C.OTHER MANUFACTURES			309041		1521157		339213		2083831

Contd.

10.4 Exports by Selected Commodities in Dollars

(In Thousand Dollar)

GROUPS/COMMODITIES	UNIT	October, 2014		CUMUL, FROM JUL, 2014		October, 2013		CUMUL, FROM JUL., 2013	
		QUANTITY	VALUE	QUANTITY	VALUE	QUANTITY	VALUE	QUANTITY	VALUE
		01.CIGARETTES	THNO	5425	130	9767	222		
02.LEATHER	SQM	2285677	38920	8465134	162249	1799608	39634	9140409	168548
03.CARPETS,RUGS AND TAPESTRIES ETC	SQM	170293	9853	824883	35872	301979	11029	1167577	39784
(I) WOOLLEN CARPETS AND RUGS	SQM	140843	9723	717377	34926	286602	10762	1035836	38869
(II) WOOLLEN CARPET MACHINE MADE	SQM	100	3	1506	50	15		635	13
(III) TAPESTRY CLOTH	SQM								
(IV) CARPETS KNOTTED & OTHER FLOOR COVERING	SQM	29350	127	106000	896	15362	267	131106	902
04.PETROLEUM PRODUCTS	MT	14273	13829	256105	245579	5448	5633	568546	480143
05.FEEDING STUFF FOR ANIMALS	KG	24715146	5308	119813540	24192	41794592	10661	171330491	46120
06.CHEMICALS AND PHARMACEUTICAL PRODUCTS	--		75664		339223		73276		472666
(I) PLASTIC MATERIALS	KG	15212301	21678	60986444	82882	19947729	28134	79069367	112002
(II) PHARMAUTICAL PRODUCTS.	KG	1811565	16867	5546326	66838	1300294	13846	5327778	55993
(III) FERTILIZER MANUFACTURES	MT								
(IV) OTHER CHEMICAL	--		37119		189502		31297		304671
07.RUBBER MANUFACTURES	--		1304		3853		907		3648
08.PAPER AND PAPER BOARD	KG	1180393	3267	5657381	13537	1477650	3578	4801697	14171
09.GUAR AND GUAR PRODUCTS	KG	1800739	4546	8982205	21900	1191709	3773	6116503	24163
10.CUTLERY	--		6888		28620		6356		28188
11.GOLD	GM								
12.COPPER AND ARTICLES THEREOF	--		10566		51140		18570		48029
13.MACHINERY & TRANSPORT EQUIPMENT (INCL.ENGINEERING ELECTRICAL GOODS)	--		12898		75776		21491		110381
(I) ELECTRIC FANS	NO	92191	1957	498524	9897	95185	1915	503438	10288
(II) TRANSPORT EQUIPMENT	--		770		2985		1039		5280
(III) OTHER ELECTRICAL MACHINERY	--		1571		26036		4983		32846
(IV) MACHINERY SPECIALIZED PARTICULARS INDUSTRIES	--		1741		8811		1943		11832
(V) AUTO PARTS	--		3103		7658		1759		7004
(VI) OTHER MACHINERY	--		3756		20389		9851		43131
14.FOOTWEARS	PAIR	759919	7922	4316703	43707	947667	5967	4811434	36512
(I) LEATHER FOOTWEAR	PAIR	352287	6056	2239573	37844	351135	4740	2055428	30316
(II) CANVAS FOOTWEAR	PAIR			13310	54	1255	9	11466	59
(III) OTHER FOOTWEAR	PAIR	407632	1866	2063820	5809	595277	1217	2744540	6138
15.LEATHER MANUFACTURES(EXCL. LEATHER FOOTWEARS)	--		59459		217899		59169		224722
(I) LEATHER GLOVES	DOZ	799046	24506	2374338	75388	950291	23180	2927847	74215
(II) APPAREL & CLOTHING	DOZ	95115	33546	363521	137728	116507	34887	448458	145841
(III) OTHER LEATHER MANUFACTURES	KG	120239	1407	339411	4783	84113	1102	389422	4665
16.HOUSE-HOLD EQUIPMENT	KG	222948	629	1485027	3167	245787	672	902711	2504
17.SPORTS GOODS	--		19412		105981		18072		99599
(I) FOOT BALLS COMPLETE	DOZ	219822	11298	965614	51557	281414	12154	1000436	47534
(II) GLOVES (SPORTS)	DOZ	88902	3251	1135022	33319	32330	1285	783276	29061
(III) OTHER	--		4863		21105		4632		23003
18.SURGICAL GOODS,MEDICAL INSTRUMENTS AND APPLIANCES	NO	21427236	30671	81842616	111088	18692280	25797	80445095	106981
19.ONYX MANUFACTURED	KG	365777	645	1025254	2632	315218	643	1453818	2824
20.HANDICRAFTS	--		837		3257				38
21.TEXTILE PRODUCT & ARTICLE FOR TECHNICAL USE	KG	25329	137	85447	529	19996	120	90561	515
22.BOOKS AND PRINTED MATTERS	--		614		2089		393		2034
23.PIG IRON	MT			45	36			301	231
24.PRECIOUS/SEMI-PRECIOUS STONE	GM	1188170	540	4945930	2686	618701	344	3214101	2103
25.JEWELLERY	--		722		2642		25083		137520
26.ARTICLES OF PLASTIC	KG	1416878	3910	8430875	20460	3163385	7041	11195164	29058
27.FURNITURE	NO	20253	360	81276	2249	101715	985	144639	2293
28.PARTS OF FOOTWEAR	--		11		572		20		520
D.OTHERS	--		205998		900443		200571		860254

10.5 Exports by Selected Commodities in Rupees

(In Thousand Rupees)

GROUPS/COMMODITIES	UNIT	OCTOBER, 2014		CUMUL, FROM JUL, 2014		OCTOBER, 2013		CUMUL, FROM JUL., 2013	
		QUANTITY	VALUE	QUANTITY	VALUE	QUANTITY	VALUE	QUANTITY	VALUE
GRAND TOTAL			200455755		803177310		197939644		888024819
A.PRIMARY COMMODITIES			32265313		114854870		27547615		117738716
01.RICE	MT	277270	15892305	831611	52318601	246524	14828602	882161	56434153
(I) RICE BASMATI	MT	49322	5874508	174191	21387367	44687	5303448	189353	21188975
(II) RICE OTHER VARIETIES	MT	227948	10017797	657420	30931234	201837	9525154	692808	35245178
02.FISH AND FISH PREPARATIONS	KG	13173378	3531897	41893882	11465576	12331592	3555921	46028842	12379397
03.FRUIT & VEGETABLES INCL.JUICES	KG	40925930	3465344	226538744	13576719	63419400	3446393	348836938	17871741
(I) FRUITS	KG	20568872	2497201	126902196	9561749	35568272	2355308	177584706	11398493
(II) VEGETABLES	KG	16290640	648607	85419733	2888325	24487248	803129	154952219	5129316
(III) FRUIT & VEGETABLE JUICES	KG	4066418	319537	14216815	1126645	3363880	287956	16300013	1343932
04.WHEAT	MT					8285	302220	19637	714020
05.WHEAT FLOUR	MT	39785	1760786	176866	8028281	40019	1693536	225687	8235876
06.SPICES(INCL. CHILLIES)	KG	1553558	531353	4532247	1719723	1049690	331912	4893732	1525180
07.OIL SEEDS, NUTS AND KERNELS	KG	2640439	496565	5876481	1127579	2629888	436083	16044816	1528281
08.LEGUMINOUS VEGETABLE	KG							3185765	287137
09.FLOWERS	KG	24451	5461	109121	25195	23554	5491	69099	19778
10.RAW HIDES AND SKINS	KG	3212	8196	8224	18544	668	1670	1232	2991
11.RAW WOOL AND ANIMAL HAIR	KG	458623	67565	2529991	343967	370113	63128	3533484	472893
(I) RAW WOOL	KG	389315	58396	814500	122119	364533	62363	1007823	152488
(II) ANIMAL HAIR	KG	69308	9168	1715491	221847	5580	765	2525661	320404
12.CRUDE ANIMAL MATERIAL	KG	587988	268307	4161653	1340992	1091382	218943	3860377	1605834
13.CRUDE FERTILIZER	MT	973	8728	4744	38743	509	8212	2579	40207
14.MOLASSES	KG	319033	5170	27926054	363430	46667	505	125571017	1596435
15.RAW COTTON	MT	15688	2555122	44639	7617245	8506	1691792	45421	8500599
16.COTTON WASTE	MT	727	86915	14819	1889719	2940	244827	24737	2847986
17.PETROLEUM CRUDE	MT	36340	2978481	139517	12159839				
18.MARBLES AND STONES	MT	32867	512621	149233	2331631	44257	643144	202150	3078628
19.TOBACCO	KG	259390	90499	1309622	489087	260794	75234	1975295	597582
(I) UN-MANUFACTURED	KG	225380	75392	1232187	453973	233447	64870	1871934	555821
(II) MANUFACTURED EXCL.CIGARETTE	KG	34010	15107	77435	35114	27347	10364	103361	41761
20.COKE	MT								
B.TEXTILES MANUFACTURES			115268262		443875172		113068754		464559384
01.COTTON YARN	KG	61840943	17546577	224440924	64565184	56380390	18268900	251305140	79180616
02.COTTON CLOTH	SQM	159367545	20973879	671774633	84343527	243023495	27969090	920430817	102923120
03.ARTICLES OF APPAREL & CLOTHING ACCESSORIES (EXCL. KNITWEARS)	DOZ	2607715	17985026	10019451	65940533	2153761	14900220	9227946	63321524
04.ART SILK AND SYNTHETIC TEXTILES	SQM	24118143	3160746	100010253	12529667	3575727	524416	101538815	9526930
05.COTTON THREAD	KG	28915	15227	932137	413677	48537	21476	1949857	819404
06.TEXTILE FABRICS WOVEN(OTHER THAN COTTON & ARTIFICIAL FABRICS)	--		43420		100673		19284		131227
07.TULE, LACE, EMBROIDERY ETC	--		123045		455894		104556		459340
08.COTTON BAGS/SACKS	MT	671	140203	2787	553269	1190	238552	2992	581040
09.TENTS & OTHER CANVAS GOODS	KG	3726415	1065046	20312186	5464852	1581190	534655	8153962	2250489
10.BED WEAR	KG	27301660	18430144	113632217	74047218	23393681	17387243	110396617	76394804
11.TOWELS	KG	14173465	7408934	53189607	25994615	14373756	7037550	53303631	25265982
12.TEXTILE MADE UPS (EXCL. TOWELS & BED WEAR)	--		5764683		20966905		4866395		21305471
13.KNITWEARS	DOZ	8560503	21445432	35271176	84629449	8424245	20122281	35567045	78622258
14.WASTE MATERIAL OF TEXTILE FIBRES/FABRICS	KG	2052587	218795	15454462	989200	2641385	220173	11793589	793301
15.YARN OTHER THAN COTTON YARN	KG	1401136	536313	4871040	1658585	1646334	601419	5288656	1883522
16.KINTTED OR CROCHATED FABRICS	SQM	857298	410792	2529063	1221924	1007906	252545	4401208	1100356
C.OTHER MANUFACTURES			31755118		153493354		36023298		216668468

Contd.

10.5 Exports by Selected Commodities in Rupees

(In Thousand Rupees)

GROUPS/COMMODITIES	UNIT	OCTOBER, 2014		CUMUL, FROM JUL, 2014		OCTOBER, 2013		CUMUL, FROM JUL., 2013	
		QUANTITY	VALUE	QUANTITY	VALUE	QUANTITY	VALUE	QUANTITY	VALUE
01.CIGARETTES	THNO	5425	13351	9767	22626			27609	54826
02.LEATHER	SQM	2285677	3999207	8465134	16392512	1799608	4208987	9140409	17469311
03.CARPETS,RUGS AND TAPESTRIES ETC	SQM	170293	1012420	824883	3621864	301979	1171234	1167577	4129694
(I) WOOLLEN CARPETS AND RUGS	SQM	140843	999103	717377	3526557	286602	1142894	1035836	4033822
(II) WOOLLEN CARPET MACHINE MADE	SQM	100	317	1506	4904	15	29	635	1365
(III) TAPESTRY CLOTH	SQM								
(IV) CARPETS KNOTTED & OTHER FLOOR COVERING	SQM	29350	13000	106000	90403	15362	28311	131106	94506
04.PETROLEUM PRODUCTS	MT	14273	1420959	256105	24793429	5448	598164	568546	50243892
05.FEEDING STUFF FOR ANIMALS	KG	24715146	545418	119813540	2440829	41794592	1132131	171330491	4812032
06.CHEMICALS AND PHARMACEUTICAL PRODUCTS	--		7774727		34213002		7781696		49107556
(I) PLASTIC MATERIALS	KG	15212301	2227499	60986444	8377592	19947729	2987753	79069367	11608331
(II) PHARMACAUTICAL PRODUCTS.	KG	1811565	1733106	5546326	6752967	1300294	1470348	5327778	5812880
(III) FERTILIZER MANUFACTURES	MT								
(IV) OTHER CHEMICAL	--		3814121		19082442		3323596		31686344
07.RUBBER MANUFACTURES	--		133994		390161		96357		378365
08.PAPER AND PAPER BOARD	KG	1180393	335711	5657381	1368315	1477650	379965	4801697	1463588
09.GUAR AND GUAR PRODUCTS	KG	1800739	467117	8982205	2207023	1191709	400732	6116503	2483294
10.CUTLERY	--		707781		2890051		674986		2920490
11.GOLD	GM								
12.COPPER AND ARTICLES THEREOF	--		1085647		5162536		1972023		5019024
13.MACHINERY & TRANSPORT EQUIPMENT (INCL.ENGINEERING ELECTRICAL GOODS)	--		1325331		7626313		2282258		11416726
(I) ELECTRIC FANS	NO	92191	201130	498524	993821	95185	203420	503438	1059158
(II) TRANSPORT EQUIPMENT	--		79084		301463		110292		546229
(III) OTHER ELECTRICAL MACHINERY	--		161460		2609335		529209		3378443
(IV) MACHINERY SPECIALIZED PARTICULARS INDUSTRIES	--		178865		888892		206389		1219418
(V) AUTO PARTS	--		318893		777884		186802		727389
(VI) OTHER MACHINERY	--		385900		2054919		1046147		4486089
14.FOOTWEARS	PAIR	759919	814003	4316703	4395787	947667	633668	4811434	3774100
(I) LEATHER FOOTWEAR	PAIR	352287	622276	2239573	3802190	351135	503418	2055428	3132058
(II) CANVAS FOOTWEAR	PAIR			13310	5482	1255	978	11466	6042
(III) OTHER FOOTWEAR	PAIR	407632	191727	2063820	588115	595277	129273	2744540	636001
15.LEATHER MANUFACTURES(EXCL. LEATHER FOOTWEARS)	--		6109609		22001940		6283518		23305671
(I) LEATHER GLOVES	DOZ	799046	2518113	2374338	7624979	950291	2461608	2927847	7700998
(II) APPAREL & CLOTHING	DOZ	95115	3446951	363521	13894504	116507	3704843	448458	15122128
(III) OTHER LEATHER MANUFACTURES	KG	120239	144545	339411	482457	84113	117067	389422	482544
16.HOUSE-HOLD EQUIPMENT	KG	222948	64619	1485027	319620	245787	71320	902711	260895
17.SPORTS GOODS	--		1994678		10672086		1919149		10308174
(I) FOOT BALLS COMPLETE	DOZ	219822	1160880	965614	5193343	281414	1290737	1000436	4934567
(II) GLOVES (SPORTS)	DOZ	88902	334067	1135022	3350587	32330	136465	783276	2997098
(III) OTHER	--		499731		2128156		491947		2376509
18.SURGICAL GOODS,MEDICAL INSTRUMENTS AND APPLIANCES	NO	21427236	3151598	81842616	11230029	18692280	2739544	80445095	11078367
19.ONYX MANUFACTURED	KG	365777	66256	1025254	264882	315218	68270	1453818	292011
20.HANDICRAFTS	--		85961		326446				3916
21.TEXTILE PRODUCT & ARTICLE FOR TECHNICAL USE	KG	25329	14051	85447	53424	19996	12775	90561	52979
22.BOOKS AND PRINTED MATTERS	--		63110		211239		41767		210081
23.PIG IRON	MT			45	3620			301	24180
24.PRECIOUS/SEMI-PRECIOUS STONE	GM	1188170	55445	4945930	271151	618701	36528	3214101	217873
25.JEWELLERY	--		74220		266496		2663772		14332984
26.ARTICLES OF PLASTIC	KG	1416878	401768	8430875	2063488	3163385	747761	11195164	3016568
27.FURNITURE	NO	20253	36963	81276	226818	101715	104615	144639	238572
28.PARTS OF FOOTWEAR	--		1174		57666		2077		53299
D.OTHERS	--		21167061		90953914		21299977		89058251

10.6 Imports by Selected Commodities in Dollars

(In Thousand Dollar)

GROUPS/COMMODITIES	UNIT	OCTOBER, 2014		CUML, FROM JUL, 2014		OCTOBER, 2013		CUML, FROM JUL, 2013	
		QUANTITY	VALUE	QUANTITY	VALUE	QUANTITY	VALUE	QUANTITY	VALUE
GRAND TOTAL			4239827		16713656		3281376		14458795
A. FOOD GROUP			347141		1220572		263976		1009204
1.MILK AND CREAM	KG	4879560	13676	18320772	49247	2393913	4470	11723732	24513
2.WHEAT UNMILLED	MT	345440	92511	620152	167362	165651	46060	304402	87042
3.PULSES	KG	43424983	26351	196552860	119909	31966815	18784	147604291	93911
4.DRY FRUITS	KG	16872280	8849	60799517	34335	9050664	7055	32966986	27134
5.SUGAR REFINED	MT	1246	762	2969	1835	624	397	2825	1773
6.TEA	KG	12763870	27698	52004196	111175	7153086	16120	36459587	87610
7.SPICES	KG	11314999	8107	40840353	32007	9106309	6625	30320076	22386
8.MILK FOOD FOR BABIES,INFT.,INVLD	KG	804931	6340	3348833	25495	612882	4785	2138962	16317
9.BEVERAGES	LTR	394585	241	3255339	2695	578531	785	2338300	1895
10.PALM OIL	KG	213458276	160296	778967373	641984	192257675	153675	756372999	615127
11.SOYABEAN OIL	KG	2243909	2310	35414708	34528	5341200	5220	29950346	31496
B. MACHINERY GROUP			913906		3280508		642370		2692434
1.POWER GENERATING MACH.	--		106714		384843		92373		281724
2.AGRICULTURE MACHINERY&IMPLEMENTS	--		9581		36611		4686		20009
3.CONSTRUCTION & MINING MACHINERY	--		17908		99581		12148		117242
4.TEXTILE MACHINERY	--		37527		151178		45292		155837
5.METAL WORKING MACHINERY	--		3225		22781		4159		15478
6.GEN INDUSTRIAL MACH & EQU/PARTS NS.	--		128430		452739		90858		366297
7.OFFICE MACH.INCL.DATA PROS. EQUIP.	--		54006		192699		15712		62656
8.TELECOM & SOUND RECORDING EQUIP	--		117529		512511		108088		418611
9.ELECTRICAL MACHINERY & APPARATUS	--		121344		416907		64198		358374
10.ROAD MOTOR VEHICLES	--		122889		449256		125888		388404
11.RAILWAY VEHICLES	--		25900		84679		585		3120
12.AIRCRAFTS,SHIPS AND BOATS	--		131882		343189		53330		395884
13.OTHER MACHINERY	--		36971		133535		25053		108799
C. PETROLEUM GROUP			1229501		5163793		1175455		5175414
1.CRUDE PETROLEUM	MT	671420	473054	2388758	1955185	521717	417304	2520609	1945726
2.PETROLEUM PRODUCTS	MT	1048105	743866	4358913	3189566	1003955	756777	4398588	3212878
3.GAS NATURAL & MANUFACTURED	--		12580		19042		1374		16810
D. TEXTILE GROUP			120831		509532		97919		405040
1.SYNTHETIC AND REGENERATED FIBRE	KG	25999211	48264	110207049	203634	16226957	32049	63163853	126514
2.SYNTHETIC & ARTIFICIAL SILK YARN	KG	22847051	50462	100197915	221019	16041273	41750	68676019	177361
3.WORN CLOTHING	KG	34142825	9369	144517410	40321	32970940	13538	151070740	60933
4.ARTICLES OF APPAREL & CLOTHING	--		7707		30484		6353		24492
5.BAGS & SACKS OF TEX. MATERIALS	MT	483	513	1862	2369	1074	876	2745	2605
6.JUTE	MT	8337	4517	21684	11705	6332	3352	24743	13135
E. AGRICULTURE/OTH. CHEMICAL GROUP			707311		2571769		494918		2054383
1.ORGANIC CHEMICALS	--		166756		656218		164032		628738
2.INORGANIC CHEMICALS	--		32856		168989		35638		149036
3.DYEING TANNING & COLOUR MATERIAL	KG	10115812	28407	42983526	134083	7926301	24436	33781154	106658

Contd.

10.6 Imports by Selected Commodities in Dollars

(In Thousand Dollar)

GROUPS/COMMODITIES	UNIT	OCTOBER, 2014		CUMUL, FROM JUL, 2014		OCTOBER, 2013		CUMUL, FROM JUL, 2013	
		QUANTITY	VALUE	QUANTITY	VALUE	QUANTITY	VALUE	QUANTITY	VALUE
4.MEDICINAL PRODUCTS	KG	3114054	154897	8610003	363688	1242520	48371	6778830	234221
5.ESSENTIAL OIL, PERFUMES TOILT ETC	KG	10187861	28198	34209074	98078	5039942	15300	19631349	66395
6.FERTILIZER MANUFACTURED	MT	218542	97381	659549	300350	163156	55020	558043	207601
7.PLASTIC MATERIALS	KG	77989707	137565	342490881	605380	59218115	105269	272069903	473183
8.INSECTICIDES	KG	1698849	10907	7486373	42818	1466752	7444	6304533	30240
9.OTHER.CHEMICAL PRODUCTS	--		50344		202165		39409		158310
F. METAL GROUP			277198		1150914		192644		767676
1.IRON ORES AND CONCENTRATES	MT	42819	5904	93921	14487 --	--		65338	9001
2.IRON AND STEEL SCRAP	MT	216863	81752	983206	346582	153105	56704	679745	254553
3.NON FERROUS BASE METAL WASTE & SCR	MT	9591	4418	46222	23362	5784	3013	27173	14009
4.IRON AND STEEL	MT	171523	137167	703741	563104	138244	93079	477058	352756
5.ALUMINIUM WROUGHT & WORKED	--		12651		45318		7971		34373
6.MANUFACTURES OF METAL NES	--		35307		158061		31877		102984
G. MISCELLANEOUS ITEMS			342314		1737789		197223		1315898
1.FEEDING STUFF FOR ANIMALS	KG	56529265	28371	394201878	211219	40377045	19663	119958874	63347
2.HIDES,SKINS AND FURSKINS RAW	KG	880594	3859	4570359	20013	1021141	3078	4477191	14847
3.OIL SEEDS & OLEAGINOUS FRUITS	KG	82502861	47021	627166888	351420	10628630	8208	208949478	128211
4.RUBBER CRUDE INCL.SYNTH/RECLAIMED	KG	11761577	12563	44889765	50651	8478772	11352	35526303	53777
5.WOOD & CORK	--		6694		29664		4915		19490
6.PULP AND WASTE PAPER	KG	18678455	8986	94854739	47184	26170485	9225	105357119	47855
7.FERTILIZER CRUDE	MT	5637	2427	13958	5976	52141	7661	98951	15949
8.CRUDE ANIMAL&VEGETABLE MATERIALS	KG	8549457	13018	32215129	55290	6438572	10873	25188662	40615
9.COAL, COKE & BRIQUETTES	MT	526286	52304	1819696	197313	87231	12512	652702	75683
10.ANIMAL OILS AND FATS	KG	2067769	1579	8733767	7240	1370467	867	7583598	6301
11.ANIMAL/VEG, FAT OIL WAX ETC NES	KG	1868664	2189	5618061	6849	2541421	1650	7852565	5611
12.RUBBER TYRES & TUBES	NO	422859	22956	1753204	103024	317704	15483	1406001	65722
13.CORK/WOOD MFG.(EXCL FURNITURE)	KG	9420437	4748	34249827	18758	6473972	3681	26715631	13845
14.PAPER&PAPER BOARD & MANF. THEREOF	KG	42903239	41497	175762855	168022	26877388	24782	125275691	111710
15.CEMENT	MT	2368	630	14437	3944	871	233	9175	1901
16.PREFABRICATED BUILDGS,SANITRY,PL	G --		7986		31291		4151		15163
17.FOOTWEAR	PAIR	2149643	9542	7699478	36203	1656786	5776	6484597	26203
18.PROFESSIONAL,SCIENTFIC & CONTROL	--		41721		151288		25867		114427
19.PHOTO EQPT, OPTICAL GOODS N.E.S.	--		3909		20143		4093		16769
20.PRINTED MATTERS	--		5186		59293		4020		268211
21.ARTICLES N.E.S. OF PLASTICS	KG	2240005	8118	10860333	37557	2117993	7149	7912366	27333
22.BABY CARRIAGES, TOYS GAMES ETC.	--		4292		21629		3834		15310
23.OFFICE STATIONERY SUPPLY N.E.S	--		2406		9186		1673		6082
24.JEWELLERY OFGOLD/SILVERSMITH WEAR	--		1321		4526		436		4846
25.MUSICAL INSTRUMENTS AND PARTS	--		5161		66945		3723		15779
26.ARTICLES & MFG. OF CAVING ETC.	--		1021		16501		687		2758
27.GOLD.NON-MENETART NOT ORE/CONCEN	GM	69002	2808	160222	6663	37500	1631	3382549	138156
ALL OTHER ITEMS	--		301625		1078779		216870		1038744

10.7 Imports by Selected Commodities in Rupees

(In Thousand Rupees)

GROUPS/COMMODITIES	UNIT	OCTOBER, 2014		CUML, FROM JUL, 2014		OCTOBER, 2013		CUML, FROM JUL, 2013	
		QUANTITY	VALUE	QUANTITY	VALUE	QUANTITY	VALUE	QUANTITY	VALUE
GRAND TOTAL			435657940		1689741828		348471001		1498402518
A. FOOD GROUP			35670026		123555384		28033357		104613957
1.MILK AND CREAM	KG	4879560	1405310	18320772	4955769	2393913	474748	11723732	2536842
2.WHEAT UNMILLED	MT	345440	9505896	620152	17136981	165651	4891383	304402	9181472
3.PULSES	KG	43424983	2707696	196552860	12105578	31966815	1994764	1.48E+08	9691586
4.DRY FRUITS	KG	16872280	909274	60799517	3465886	9050664	749165	32966986	2808778
5.SUGAR REFINED	MT	1246	78259	2969	185912	624	42190	2825	184604
6.TEA	KG	12763870	2846077	52004196	11242211	7153086	1711903	36459587	9078940
7.SPICES	KG	11314999	833035	40840353	3230880	9106309	703554	30320076	2323903
8.MILK FOOD FOR BABIES,INFT.,INVLD	KG	804931	651418	3348833	2578509	612882	508110	2138962	1693751
9.BEVERAGES	LTR	394585	24715	3255339	271650	578531	83407	2338300	197291
10.PALM OIL	KG	213458276	16470964	778967373	64903678	192257675	16319804	7.56E+08	63678047
11.SOYABEAN OIL	KG	2243909	237381	35414708	3478329	5341200	554328	29950346	3238745
B. MACHINERY GROUP			93907211		331697403		68217560		279556054
1.POWER GENERATING MACH.	--		10965224		38971196		9809748		29320676
2.AGRICULTURE MACHINERY&IMPLEMENTS	--		984450		3699827		497644		2081728
3.CONSTRUCTION & MINING MACHINERY	--		1840064		10004898		1290129		11951095
4.TEXTILE MACHINERY	--		3856051		15249228		4809822		16179886
5.METAL WORKING MACHINERY	--		331424		2296477		441687		1608824
6.GEN INDUSTRIAL MACH & EQU/PARTS NS	--		13196695		45819025		9648767		37998061
7.OFFICE MACH.INCL.DATA PROS. EQUIP.	--		5549326		19459799		1668588		6499833
8.TELECOM & SOUND RECORDING EQUIP	--		12076497		51690959		11478528		43425519
9.ELECTRICAL MACHINERY & APPARATUS	--		12468537		42154553		6817574		37255137
10.ROAD MOTOR VEHICLES	--		12627312		45457931		13368925		40407745
11.RAILWAY VEHICLES	--		2661320		8495295		62135		327549
12.AIRCRAFTS,SHIPS AND BOATS	--		13551371		34921519		5663506		41194798
13.OTHER MACHINERY	--		3798942		13476696		2660508		11305203
C. PETROLEUM GROUP			126335772		521996380		124829289		536519799
1.CRUDE PETROLEUM	MT	671420	48608085	2388758	197977170	521717	44316242	2520609	201783903
2.PETROLEUM PRODUCTS	MT	1048105	76435034	4358913	322073867	1003955	80367134	4398588	333004468
3.GAS NATURAL & MANUFACTURED	--		1292654		1945343		145914		1731427
D. TEXTILE GROUP			12415832		51431340		10398671		42001419
1.SYNTHETIC AND REGENERATED FIBRE	KG	25999211	4959263	110207049	20566634	16226957	3403545	63163853	13136106
2.SYNTHETIC & ARTIFICIAL SILK YARN	KG	22847051	5185175	100197915	22285469	16041273	4433735	68676019	18395448
3.WORN CLOTHING	KG	34142825	962653	144517410	4069949	32970940	1437637	1.51E+08	6303602
4.ARTICLES OF APPAREL & CLOTHING	--		791919		3084985		674718		2543065
5.BAGS & SACKS OF TEX. MATERIALS	MT	483	52734	1862	238270	1074	93056	2745	271774
6.JUTE	MT	8337	464089	21684	1186034	6332	355979	24743	1351424
E. AGRICULTURE/OTH. CHEMICAL GROUP			72678797		259941892		52558644		213055819
1.ORGANIC CHEMICALS	--		17134771		66297582		17419608		65183334
2.INORGANIC CHEMICALS	--		3376122		17031596		3784607		15401067
3.DYEING TANNING & COLOUR MATERIAL	KG	10115812	2918940	42983526	13517893	7926301	2595022	33781154	11039013
4.MEDICINAL PRODUCTS	KG	3114054	15916197	8610003	36896216	1242520	5136812	6778830	24306643

Contd.

10.7 Imports by Selected Commodities in Rupees

(In Thousand Rupees)

GROUPS/COMMODITIES	UNIT	OCTOBER, 2014		CUML, FROM JUL, 2014		OCTOBER, 2013		CUML, FROM JUL, 2013	
		QUANTITY	VALUE	QUANTITY	VALUE	QUANTITY	VALUE	QUANTITY	VALUE
5.ESSENTIAL OIL, PERFUMES TOILT ETC	KG	10187861	2897465	34209074	9919400	5039942	1624827	19631349	6876694
6.FERTILIZER MANUFACTURED	MT	218542	10006245	659549	30482641	163156	5842986	558043	21737082
7.PLASTIC MATERIALS	KG	77989707	14135283	342490881	61056996	59218115	11179161	2.72E+08	48976267
8.INSECTICIDES	KG	1698849	1120702	7486373	4319401	1466752	790500	6304533	3125608
9.OTHER.CHEMICAL PRODUCTS	--		5173072		20420166		4185121		16410111
F. METAL GROUP			28483140		116383290		20458167		79641328
1.IRON ORES AND CONCENTRATES	MT	42819	606608	93921	1482167	--	--	65338	904409
2.IRON AND STEEL SCRAP	MT	216863	8400303	983206	35036602	153105	6021738	679745	26384032
3.NON FERROUS BASE METAL WASTE & SCR	MT	9591	453979	46222	2355639	5784	319946	27173	1446549
4.IRON AND STEEL	MT	171523	14094436	703741	56945822	138244	9884714	477058	36660896
5.ALUMINIUM WROUGHT & WORKED	--		1299889		4582809		846516		3559820
6.MANUFACTURES OF METAL NES	--		3627925		15980251		3385253		10685621
G. MISCELLANEOUS ITEMS			35174056		175687967		20944488		135846912
1.FEEDING STUFF FOR ANIMALS	KG	56529265	2915238	394201878	21309720	40377045	2088143	1.2E+08	6615920
2.HIDES,SKINS AND FURSKINS RAW	KG	880594	396507	4570359	2018733	1021141	326882	4477191	1542947
3.OIL SEEDS & OLEAGINOUS FRUITS	KG	82502861	4831624	627166888	35614252	10628630	871649	2.09E+08	13356029
4.RUBBER CRUDE INCL.SYNTH/RECLAIMED	KG	11761577	1290940	44889765	5118644	8478772	1205587	35526303	5567096
5.WOOD & CORK	--		687845		2991814		521966		2023062
6.PULP AND WASTE PAPER	KG	18678455	923362	94854739	4753816	26170485	979678	1.05E+08	4946170
7.FERTILIZER CRUDE	MT	5637	249418	13958	610592	52141	813604	98951	1684771
8.CRUDE ANIMAL&VEGETABLE MATERIALS	KG	8549457	1337601	32215129	5596916	6438572	1154626	25188662	4221460
9.COAL, COKE & BRIQUETTES	MT	526286	5374476	1819696	19984027	87231	1328696	652702	7782109
10.ANIMAL OILS AND FATS	KG	2067769	162247	8733767	732512	1370467	92023	7583598	653256
11.ANIMAL/VEG, FAT OIL WAX ETC NES	KG	1868664	224895	5618061	693394	2541421	175171	7852565	584549
12.RUBBER TYRES & TUBES	NO	422859	2358776	1753204	10401816	317704	1644294	1406001	6810150
13.CORK/WOOD MFG.(EXCL FURNITURE)	KG	9420437	487913	34249827	1895776	6473972	390898	26715631	1434810
14.PAPER&PAPER BOARD & MANF. THEREOF	KG	42903239	4263921	175762855	16977734	26877388	2631811	1.25E+08	11587746
15.CEMENT	MT	2368	64738	14437	398029	871	24718	9175	195248
16.PREFABRICATED BUILDGS,SANITRY,PLG	--		820570		3172001		440810		1573098
17.FOOTWEAR	PAIR	2149643	980484	7699478	3666481	1656786	613379	6484597	2714528
18.PROFESSIONAL,SCIENTFIC & CONTROL	--		4287019		15297481		2747014		11835070
19.PHOTO EQPT, OPTICAL GOODS N.E.S.	--		401619		2029536		434714		1738415
20.PRINTED MATTERS	--		532882		5953852		426909		27609761
21.ARTICLES N.E.S. OF PLASTICS	KG	2240005	834108	10860333	3786768	2117993	759254	7912366	2835624
22.BABY CARRIAGES, TOYS GAMES ETC.	--		441037		2178501		407131		1581049
23.OFFICE STATIONERY SUPPLY N.E.S	--		247238		927909		177636		632418
24.JEWELLERY OFGOLD/SILVERSMITH WEAR	--		135744		456599		46278		497871
25.MUSICAL INSTRUMENTS AND PARTS	--		530348		6768828		395415		1640323
26.ARTICLES & MFG. OF CAVING ETC.	--		104932		1672222		72986		286737
27.GOLD.NON-MENETART NOT ORE/CONCEN	GM	69002	288576	160222	680014	37500	173219	3382549	13896695
ALL OTHER ITEMS	--		30993106		109048171		23030825		107167231

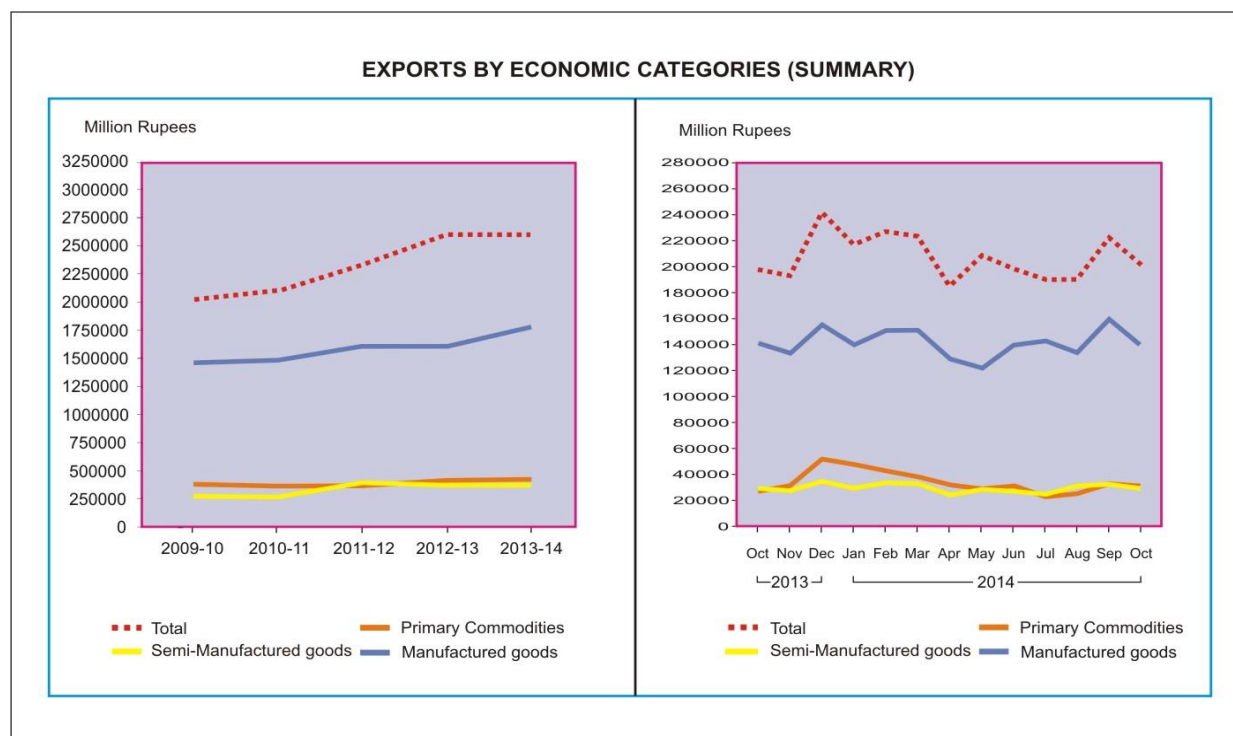
10.8 Exports by Economic Categories (Summary)

(Million Rupees)

Year/Month	Total	Primary commodities	Semi-manufactured goods	Manufactured goods
2009-10	1617457.6	287490.6	170608.5	1159358.5
2010-11	2120846.7	377535.7	274500.4	1468810.5
2011-12	2110605.5	362404.4	261151.3	1486369.7
2012-13	2366477.8	364127.0	391151.3	1611199.5
2013-14	2583463.2	420496.3	369066.1	1793900.8
2013 Oct	197939.6	27225.9	29689.6	141024.1
Nov	193132.7	31550.7	27834.4	133747.6
Dec	241842.6	51907.1	34500.2	155435.3
2014 Jan	217160.3	47913.8	29216.5	140030.0
Feb	227292.7	42828.9	33637.5	150826.3
Mar	223104.2	38377.1	33432.4	151294.7
Apr	185909.4	31936.4	24369.5	129603.5
May	208315.8	28812.4	28424.6	151078.9
Jun	198680.7	31132.4	27268.3	140280.1
Jul	189756.5	22490.4	24718.8	142547.3
Aug	190351.2	25366.2	31020.3	133964.7
Sep	222613.8	32069.5	31648.4	158895.9
Oct *	200455.8	31489.4	29556.4	139410.0

Note: Total may not tally due to rounding of figures.

* Provisional



10.9 Export by Economic Categories (Details)

(In Thousand Rupees)

COMMODITIES	OCTOBER., 2014	CUML.FROM JULY 2014	OCTOBER, 2013	CUML.FROM JULY 2013
GRAND TOTAL	200455755	803177310	197939644	888024819
A. PRIMARY COMMODITIES:	31489428	111415511	27225867	116037480
RAW COTTON (INCLUDING LINTER & WASTE)	2577982	8315330	1896539	9899443
RAW WOOL (INCLUDING ANIMAL HAIR)	67565	343967	63128	472893
FISH	3461001	11254710	3516574	11901461
RICE	15892305	52318601	14828602	56434153
HIDES & SKINS (INCLUDING FUR SKINS)	43125	168307	56029	216545
FRUITS & VEGETABLES	2830950	11050197	2836031	15592067
SPICES	531353	1719723	331912	1525180
TOBACCO UN-MANUFACTURED	75392	453973	64870	555821
OTHER PRIMARY COMMODITIES	6009756	25790703	3632182	19439918
B. SEMI-MANUFACTURES:	29556355	116943816	29689644	130382877
COTTON YARN	17546577	64565184	18268900	79180616
LEATHER	3999207	16392501	4208978	17469400
MOLASSES	5170	363430	505	1596435
OIL CAKES	9003	528423	531121	2568232
AGAR, AGAR DUST & WOOD				
HENNA LEAVES & POWDER	17095	2863310	7631	72718
OTHER SEMI MANUFACTURES	7979302	32230969	6672510	29495477
C. MANUFACTURED GOODS:	139409972	574817983	141024132	641604462
COTTON THREAD	15227	413677	21476	819404
COTTON FABRICS WOVEN	20815432	83805401	27860194	102570922
TEXTILE FABRICS (OTHER THAN COTTON FAB)	3238106	12803130	634113	10074347
WOOLLEN CARPETS	993599	3471224	1525730	4826824
TAPESTRIES	1755	5092	40	44
MANUFACTURE OF LEATHER	6385975	25194574	6350483	26173005
FOOTWEAR	814003	4395787	633668	3774100
SPORTS GOODS (EXCLUDING INDOOR GAMES)	1359983	5915217	1459812	5660565
TOBACCO MANUFACTURED	28458	57740	10364	96587
MEDICAL INSTRUMENT N.E.S.	252222	1011163	205012	931532
FRUIT & VEGETABLE PREPARATIONS	634395	2433852	602011	2500102
FISH PREPARATIONS	70896	210866	39347	477936
CEREAL PREPARATIONS	369374	1754388	839384	2713638
GUAR PRODUCTS	467117	2207023	400732	2483294
FLOUR & MEAL OF OIL SEEDS	756	7290	716	44037
FISH MEAL & MEAT MEAL	169478	460221	134024	504307
PETROLEUM PRODUCTS	1420959	24793429	598164	50243892
CHEMICAL & CHEMICAL PREPARATIONS	7802120	34504435	7799881	49278719
MACHINERY & TRANSPORT EQUIPMENT	1332394	7653989	2280660	11433595
ARTICLES OF APPAREL AND CLOTHING				
ACCESSORIES (INCLUDING HOSIERY)	39450161	150618624	35052276	142057141
OTHER MANUFACTURED GOODS	53787562	213100861	54576044	224940470

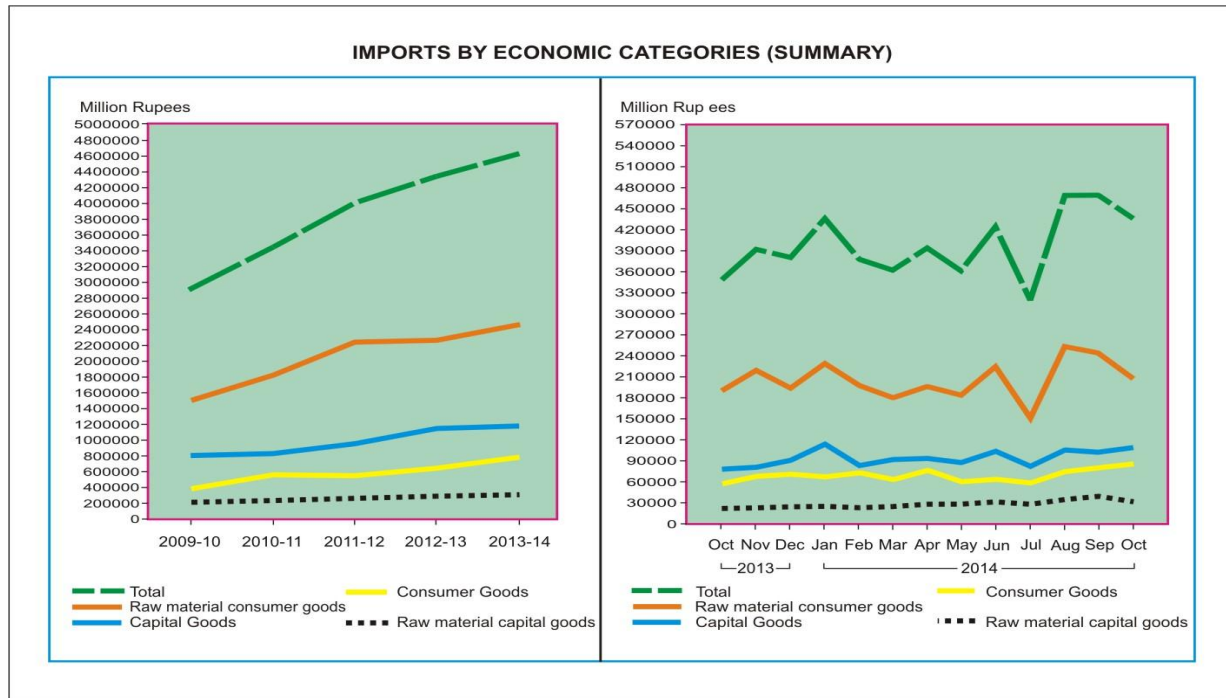
10.10 Imports by Economic Categories (Summary)

(Million rupees)

Year/Month	Total	Consumer goods	Raw material		Capital goods
			Consumer goods	Capital goods	
2009-10	2910975.3	380826.6	1509081.1	209051.4	812016.2
2010-11	3455285.6	560512.2	1826243.4	239525.0	829005.0
2011-12	4009093.0	552018.1	2251624.0	261940.8	943510.1
2012-13	4349879.5	652553.3	2353818.1	293733.6	1049774.5
2013-14	4630520.8	780192.2	2462189.2	306810.4	1081329.0
2013 Oct	348471.0	57420.3	190642.1	22097.5	78311.1
Nov	392509.9	68645.2	219302.3	23430.2	81132.2
Dec	380944.2	71020.3	194209.3	24707.2	91007.4
2014 Jan	435995.2	67437.2	228951.9	25427.0	114179.1
Feb	377909.2	72862.9	197700.0	23455.1	83891.2
Mar	362608.8	63065.0	180810.2	26068.0	92665.6
Apr	395104.7	76731.4	196417.9	28438.1	93517.3
May	361817.2	60689.4	183940.7	28892.1	88294.9
Jun	425228.9	63467.4	225864.1	31886.7	104010.7
Jul	319670.1	58685.3	151072.0	27793.8	82119.0
Aug	469537.5	75373.3	253760.6	34750.0	105653.6
Sep	464876.3	79875.0	244592.8	38047.2	102361.3
Oct *	435657.9	86593.1	207506.0	32235.1	109323.7

Note: Total may not tally due to rounding of figures.

* Provisional



10.11 Imports by Economic Categories (Detail)

(In Thousand Rupees)

ITEMS	OCTOBER, 2014	FROM JULY, 2014	OCTOBER, 2013	FROM JULY, 2013
GRAND TOTAL	435657940	1689741828	348471001***	1498402518
1. CONSUMER GOODS TOTAL	86593129	300526787	57420300*	236273225
010190 OTHER LIVE ANIMALS		6771		6000
010511 FOWLS OF SPECIES WT UPTO 185G	2008	199154	1090	315019
010599 OTH LIVE POULTRY		175517		154179
020120 OTH CUT WITH BONE BOVIN ANIMAL			2855	2855
020210 CARCASSES OF BOVIN ANIMAL FROZ				6592
020220 OTH CUTS WITH BONE IN,BOV FROZ	1170	9514	758	3553
020230 MEAT BOV ANIMAL FROZE BONELESS	8444	75619	10418	124569
020430 CARCASSES OF LAMB,FROZEN		12		
020443 OTH MEAT OF SHEEP FROZ BONELES	2227	2227		
020610 EDIBLE OFFAL OF BOV ANIMAL F/C	20732	96128	3600	20842
020622 LIVERS OF BOV ANIMALS FROZEN	9197	19556		267
020629 O, EDIBLE OFFAL BOV ANI FROZEN				130
020714 CUTS & OFFAL OF FOWLS FROZEN	2585	2585		6245
020727 CUT & OFFAL OF TURKEY,FROZEN	104	790	172	2222
020745 OTH DUCK MEAT FROZEN		3918		2282
021020 OTH MEAT BOV ANIM DRIED/SMOKED	1104	1104		181
030111 ORNAMENTAL FISH	1135	7304	1239	6080
030119 OTHER ORNAMENTAL FISH	399	601	67	67
030191 TROUT, LIVE		103		
030199 OTHER LIVE FISH	206	779	383	1248
030219 OTH SALMO FISH,EXCL LIVER F/CH				158
030229 O.FLAT FISH,EX.LIVER&ROES.F/CH	72	137		224
030239 OTH TUSAS EXCL LVR/ROES FR/CHL				3
030319 O.SALMONIDAE FROZ,EX.LIVER&ROE		25		
030329 O.TILAPIAS.EX.LIVERS&ROES FROZ				618
030339 OTH FLAT FISH,EXCL LIVERS FROZ	122261	339706	62315	149484
030363 COD FISH EXCL LVR/ROES FROZEN		33	87	87
030439 OTH FISH FILLET/MEAT FRESH/CHI	63	63	7515	11669
030451 OTH FILLETS OF TILAPIAS.FRE/CH			5843	11323
030459 OTH FILLETS OF OTH FISH.FR/CHI			353	353
030462 FROZE FILLET/MEAT.CATFISH FISH	6013	6013	13156	42194
030479 FROZ FILLET O.BREGMACER FAMILY				16
030487 FROZEN FILLETS/MEAT OF TUNAS	60	281	23	23
030489 FROZEN FILLET/MEAT OF OTH FISH		15		
030499 OT FISH FILET/MEAT FRE/CH/FROZ	23287	69391	30555	67139
030510 FLOUR, MEALS & PELLETS OF FISH		175		
030520 LIVERS&ROES,DRIED,SMOKED,SALT		10		16
030549 OTH SMOKED FISH&FILLET NOT EDI			5	5
030579 OTHER EDIBLE FISH OFFALS				19
030611 ROCK LOBSTER&SEA CRAWFISH FROZ		46		
030614 CRABS FROZEN FIT FOR HUMAN CON		16		
030616 COLD WATER SHRIMPS&PRAWNS FROZ		414		890
030799 OTH FLOURS MEAL&PEL FOR HUMAN				253
030890 OTHER AQUATIC INVERTEBRATES		10		
040110 MILK&CREAM OF A FAT UPTO 1%		71	333	2418
040120 MILK & CREAM OF A FAT 1% TO 6%		1011		702
040150 MILK & CREAM.FAT-EXCEEDING-10%		1336		2357
040210 MILK&CREAM IN POWDER FAT 1.5%	1010772	3932820	363971	1927766
040221 MILK&CREAM IN POWDER>1.5% FAT	125867	167039	8020	78379
040229 OTH,MILK&CREAM IN POWDER>1.5%	63157	128864	1501	6290
040291 OTH MILK/CREAM NOT SOLID/SWEET	7814	16137	694	2382
040299 OTH MILK/CREAM SOLID,SWEETEND	5032	54203	21236	83004
040310 YOGURT	1922	4739	865	3386
040390 BUTTER MILK,CURDLED MILK/CREAM		112	1102	1376
040410 WHEY AND MODIFIED WHEY CON SUG	188689	530341	75092	408088
040490 OTH PRODUCT CONSIST NATUR MILK		109096		11961
040510 BUTTER	346	17571		4388

Contd.

10.11 Imports by Economic Categories (Detail)

(In Thousand Rupees)				
I T E M S	OCTOBER, 2014	FROM JULY, 2014	OCTOBER, 2013	FROM JULY, 2013
040520 DAIRY SPREADS			10	10
040590 OTH FATS&OIL DERIVED FR MILK	4321	4456	252	86164
040610 FRESH CHEESE INCL WHEY,CURD	14678	57545	9513	45757
040620 GRATED OR POWDER CHEESE		103	1299	1303
040630 PROCESSED CHEESE NOT GRATED	31313	138724	27771	96345
040690 OTHER CHEESE	196	196		456
040711 FERTILIZED EGGS FOR INCUBATION	7	783		6837
040719 FERTILIZED EGGS OF OTHER BIRDS		52798		
040729 OTH FRESH EGGS OF OTHER BIRDS			457	457
040790 OTH BIRD EGG IN SHELL FR/COOKED		25		
040811 EGG YOLKS,DRIED		2086		
040891 OTH BIRDS,EGG,NOT IN SHELL DRY	11227	11227		260
040900 NATURAL HONEY	7929	35276	6536	12393
070110 POTATO SEEDS	342702	342702	56439	56503
070190 POTATOES,FRESH OR CHILLED	569780	5725197	17875	94736
070200 TOMATOES,FRESH OR CHILLED	2436787	3713424	1875247	6803841
070310 ONIONS AND SHALLOTS	369693	1089070	494128	1374453
070320 GARLIC	380026	2054163	411383	1790560
070390 LEEK,OTH ALLIACEOUS VEGETABLES		21486		75
070410 CAULIFLOWERS & HEADED BROCCOLI	162	884	70	917
070490 OTH;EDIBLE BRASSICAS,FRESH/CHI	20	7851	727	88728
070511 CABBAGE LETTUCE(H-LETUC)SALAD	173	2737	250	1357
070519 OTHER; LETTUCE	29	301		1515
070610 CARROTS AND TURNIPS	3446	4414	131	2897
070690 OTH SALAD.BEETROOT,RADISH ETC	229	635		392
070700 CUCUMBERS&GHERKINS,FRESH/CHL	1805	3094	729	1076
070810 PEAS FRESH OR CHILLED	3356	10362	33	2559
070820 BEANS (SAME),FRESH OR CHILLED	50	280		213
070890 OTH LEGUMINOUS VEGETABLE FR/CH				1169
070920 ASPARAGUS,FRESH OR CHILLED	21	193	152	363
070930 AUBERGINES FRESH OR CHILLED		1		38
070951 MUSHROOMS,FRESH OR CHILLED	233	884	142	429
070959 OTH MUSHROOMS&TRUFFL FRESH/CH				39
070960 FRUIT OF GENUS CAPSICUM F/CHLL	7865	10426	59624	74703
070970 SPINACH NEWZEALAND SPINACH FRE		33		
070993 OTH PUMPKINS SQUASH&GOURDS F/C				168
070999 OTH VEGETABLES FRESH/CHILLED	100	6305	159	617
071010 POTATO, FROZEN.	847	1887		122
071029 OTH LEGUMINOUS VEGETABLES FROZ		95		123
071040 SWEET CORN, FROZEN	250	695	342	2188
071080 OTHER VEGETABLES,FROZEN	18	191		
071090 MIXTURE OF VEGETABLES,FROZEN	57	470		
071120 OLIVES PROVISIONALLY PRESERVED		23		159
071140 CUCUMBERS & GHERKINS PRESERVED	5427	6276		
071159 OTH MUSHROOMS & TRUFFLES		34	980	980
071190 OTH VEGETABLES, PRESERVED			39	39
071220 ONION; WHOLE DRIED,CUT	4087	24114	70	6132
071231 MUSHROOM GENUS AGARICUS DRIED		1886	7	7
071239 OTH TRUFFLE DRYCUT WHOLE SLIC	535	5351	48	9277
071290 OTH VEGETABLE MIXTURE DRIED	27358	56329	10311	45802
071310 PEAS DRIED SHELLED	1035842	4097089	600834	2909460
071320 CHICK PEAS DRIED SHELLED	207574	825012	232209	989428
071331 BEANS OF SPECIES VIGNA MUNGO	22052	61665	7543	13673
071332 SMALL RED (ADZUKI) BEANS	48	48		
071333 KIDNEY BEANS,INCL WHITE BENAS	638795	2364936	467505	2206435
071339 OTHER BEANS	40533	81959	164273	276228
071340 LENTILES	545695	3294607	273571	1729767
071350 BROAD BEANS & HORSE BEAN	2146	8898	1721	12779
071390 OTH DRIED LEGUMINOUS VEGETABLE	215011	1371364	247107	1553817
071430 YAMS FRESH,CHILLED,FROZEN/DRIE	4340	4340		
071440 TARO FRESH,CHILLED,FROZEN/DRIE			264	264

Contd.

10.11 Imports by Economic Categories (Detail)

(In Thousand Rupees)

ITEMS	OCTOBER, 2014	FROM JULY, 2014	OCTOBER, 2013	FROM JULY, 2013
071490 OTHER ROOTS AND TUBERS	943	943	3533	3988
080111 DESICCATED, COCONUTS	87360	323325	67392	158147
080112 COCONUT IN THE INNER SHELL	37	37		
080119 OTHER COCONUTS	30715	120661	24440	105020
080132 CASHEW NUT SHELLED	19668	62838	27705	70522
080211 ALMOND IN SHELL	34780	230299	18266	132315
080212 ALMOND,SHELLED (GIRI).	3455	39145	41306	236247
080222 HAZEL NUTS,SHELLED			159	189
080231 WALNUTS IN SHELL(AKHROTE)	66	298		427
080232 WAL NUTS SHELLED(AKHROTE)	132	132	112	112
080251 PISTACHIO IN SHELL	14446	22199	5420	42126
080252 PISTACHIO SHELLED			488	3423
080280 ARECA(BETAL NUTS)	805859	2912734	620121	2200495
080290 OTHER EDIBLE NUTS	1344	1708	24	1321
080310 PLANTAINS,FRESH OR DRIED		7660		4762
080390 OTHER BANANS FRESH OR DRIED	166	73207		94
080410 DATES	10907	23375	3188	28013
080420 FIGS	36	697	24	24
080430 PINEAPPLES	405	610	65	838
080450 GUAVAS,MANGOES,MANGOSTEN F/DRY		1195		
080510 ORANGES	1170	10724	3988	9431
080520 MANDARINS,CLEMENTIN ETC FR/DRY				
080540 GRAPEFRUIT,INCLUDING POMELOS		810		412
080550 LEMONS AND LIMES		77		794
080610 GRAPES, FRESH	1560284	3890578	470569	1612659
080620 GRAPES, DRIED	2797	9721	693	6970
080711 WATERMELONS	2546	191669	722	74017
080719 OTHER MELONS		1325		6327
080720 PAPAWS;(PAPAYAS/PAPITA)				6
080810 APPLE, FRESH	73152	96813	133795	159491
080830 PEARS FRESH	3755	7381	3179	7988
080910 APRICORTS;FRESH(KHUBANI)		630740		287089
080921 SOUR CHERRIES; FRESH		17		
080940 PLUMS AND SLOES	100	351		13
081010 STRAWBERRIES,FRESH				
081050 KIWIFRUIT, FRESH	579	665		189
081090 OTHER FRESH FRUITS	265476	329288	235152	287242
081110 STRAWBERRIES,FROZEN	1660	1766		315
081120 RASBERRY,BL.BERRY MULBERRY FRZ	2986	6685	513	853
081190 OTHER FRUITS AND NUTS,FROZEN	47	60		58
081290 OTH FRUIT/NUTS PRESERVED PROVI		223		
081310 APRICOTS DRIED	228	689	478	1106
081320 PRUNES DRIED	108	171	312	2044
081330 APPLES DRIED		5190		
081340 OTHER DRIED FRUITS	26188	98927	34217	106730
081350 MIXTURE OF NUTS,DRIED FRUITS		270		59
090121 COFFEE,ROAST,NOT DECAFFEINATED	206	1494	419	850
090122 COFFEE ROASTED,DECAFFEINATED		96		
090190 OTH COFFEE HUSKS/SKIN/COFE SUB	2081	13019	976	5600
090210 GREEN TEA PACK < 3 KG	605	6536	248	1265
090220 OTHER GREEN TEA(NOT FERMENTED)	86983	295059	26695	119352
090230 BLACK TEA & PARTLY FERMENT TEA		933	439	3424
090240 OTH BLACK TEA,OTH PARTLY F.TEA	2758489	10939684	1684521	8954899
090300 MATE		44		31
090411 PEPPER,NEITHER CRUSH NOR GROND	25888	406909	43837	339216
090421 FRUIT OF GENUS CAPSICUM DRIED	81508	254516		4141
090422 FRUIT OF GENUS CRUCHED/GROUND	11177	26291	10	2058
090611 CINNAMON NOT CRUSHED OR GROUND	1048	5717	2181	6124
090619 OTHER CINNAMON	33198	210216	8776	123879
090620 CINNAMON & TREE FLOWER,CRUSHED				25
090710 CLOVES NEITHER CRUSHED/GROUND	34850	73677	10021	71462

Contd.

10.11 Imports by Economic Categories (Detail)

(In Thousand Rupees)

ITEMS	OCTOBER, 2014	FROM JULY, 2014	OCTOBER, 2013	FROM JULY, 2013
090720 CLOVES CRUSHED & GROUND				230
090811 NUTMEG NEITHER CRUSHED/GROUND	4166	33620	3362	26940
090812 NUTMEG CRUSHED & GROUND		151		2074
090821 MACE NEITHER CRUSHED/GROUND	10382	30840	11025	35626
090831 CARDAMOMS NITHER CRUSHED/GRO	32847	171860	24953	167208
090921 SEEDS-CORIANDER NITHER CRU/GRO	32611	112561	21180	64598
090922 SEEDS-CORIANDER CRUSHED/GROUND	2071	6030	1662	6966
090931 SEEDS OF CUMIN (WHITE ZEERA)	32927	176579	38239	142165
090932 SEEDS CUMIN.CRUSH/GRO(W.ZEERA)		806		
090961 CARAWAY,ANISE,FENL.,JUNI.N-CR/G	6179	46497	4195	18086
090962 CARAWAY,ANISE,FENEL.,JUNI.CR/GR				
091011 GINGER NEITHE CRUSHED/GROUND	520192	1646051	528467	1293436
091012 GINGER. CRUSHED OR GROUND	487	1914		
091030 TURMERIC (CURCUMA)	2499	23238	769	10787
091091 MIXTU OF PROD H-09.04 TO 09.10		151	135	388
091099 OTHER SPICES	1006	3256	4741	8493
100119 DURUM WHEAT	9505896	17136981	4863105	9153193
100199 OTHER DURUM WHEAT & MESLIN			28279	28279
100290 OTHER RYE		333		
100390 OTHER BARLEY		41	9733	20119
100490 OTHER OATS	2601	91314		
100510 SEED, MAIZE	410490	1535556	207394	590622
100590 OTHER MAIZE (CORN)		5737	5520	20446
100610 RICE IN HUSK (PADDY OR ROUGH)	185433	189517		12087
100630 SEMI/WHOLLY MILLED RICE/POLIS	1027	28131	2703	126555
100640 BROKEN RICE		2337		
100710 SEED GRAIN SORGHUM(JAWAR)		1839		1305
100790 OTHER GRAIN SORGHUM(JAWAR)		2318		1194
100810 BUCK WHEAT	4357	4357		103
100821 MILLET (BAJRA)	4714	6565		16249
100829 OTHER MILLET (BAJRA)	18920	35961	2141	15122
100830 CANARY SEED		2655	2237	4161
100890 OTHER CEREALS		1263		1172
110100 WHEAT OR MESLIN FLOUR	182329	368002	17738	204896
110220 MAIZE (CORN) FLOUR		50		
110290 OTHER CEREAL FLOUR	44	621	554	2092
110311 GROATS AND MEAL OF WHEAT		1029		
110313 GROATS&MEAL OF MAIZE (CORN)	103	4632	4648	6882
110412 ROLLED OR FLAKED, OATS.	292	427		
110419 ROLLED/FLAKED GRAIN/OTH CEREAL		43		
110422 OTHER WORKED GRAIN OF OATS	3357	16246	3458	8820
110423 OTH WORK GRAIN OF MAIZE (CORN)		29		
110429 OTH WORK GRAIN OF OTH CEREALS		1128		3656
110510 FLOUR,MEAL&POWDER OF POTATOES	39399	150481	32295	107717
110520 FLAKE,GRANULE/PELLETS POTATOES	859	5746		46
110620 FLOUR,MEAL POWDER OF SAGO/ROOT		34		
121120 GINSENG ROOTS	1575	2560		1889
121229 OTHER SEAWEDS& OTHER ALGAE		100408		4204
121299 OTHER FRUIT STONE&KERNELS/VEG	257	468		25
121300 CEREAL STRAW & HUSKS,IN PELLET	68714	351619	29489	98816
121410 LUCERNE (ALFALFA) MEAL&PELLETS		3910		
121490 OTH SWEDES,MANGOLDS,FODDER,HEY	100	182		
130120 GUM ARABIC	1995	6212	2264	39556
160210 HOMOGENISED PREP MEAT/EDB MEAT		120		
160231 OTH PREP/PRESV MEAT OF TURKEY		259		
160232 OTH PREP/PRESV MEAT OF FOWLS	44549	154388	40037	142980
160239 OTH PREP/PRESV,MEAT OTH POLTRY	10624	22989	1243	14391
160250 OTH PREP/PRES MEAT BOVIN ANIML	5746	18136	1704	5598
160290 OTH PREP MEA OFL,BLOOD ANIMAL		75		
160411 SALMON,FISH,WHOLE/PIE NOT MICE		36		7
160412 HERRING,WHOLE/FIECE NOT MINCED	102	102		

Contd.

10.11 Imports by Economic Categories (Detail)

(In Thousand Rupees)

ITEMS	OCTOBER, 2014	FROM JULY, 2014	OCTOBER, 2013	FROM JULY, 2013
160413 SARDINE,BRISL/SPRAT W/P N-MINC		27		8
160414 TUNAS,SKIPJACK,BONITO,WHOLE/PC	79	306	142	170
160419 OTH FISH,WHOLE/PIECE NOT MINCE	1198	5733	2410	7124
160420 OTH FISH PREPARED PRESERVED	1285	2301	4578	5211
160510 CRAB,PREPARED OR PRESERVED.	85	312	52	77
170112 BEET SUGAR RAW NOT CONT FLAVOR		76		62
170191 O.CANE/BEET SUGAR CON.FLAV/COL				2852
170199 OTH CANE/BEET SUGAR PURE SUC	78259	185912	42190	181752
170211 LACTOSE & LACTOSE SYRUP WT 99%	102977	427188	29950	271396
170219 OTH,LACTOSE AND LACTOSE SYRUP	7891	17260		15238
170230 GLUS SYP,DRY STAT FRVCT <20%	31381	223606	30039	141876
170240 GLUCOSE/GLUCOSE SYRUP<20% FRUC		682		
170250 CHEMICALLY PURE FRUCTOSE		614		213
170260 OTH FRUCTOS SYP,50% WT OF FRAC	23	164		
170290 OTH SUGAR INCL INVERT SUGAR	50741	223713	35058	151025
170310 CANE MOLASSES				290
170410 CHEWING GUM,WH/NOT SUGA COATED	7050	45066	5564	23470
170490 OTH SUGAR CONFECT NOT CON COCA	58733	230684	31615	133501
180100 COCOA BEANS,WHOLE,BROKEN,ROAST				6
180310 COCOA PASTE,NOT DEFATTED(LICOR	53650	204201	7959	50578
180400 COCOA,BUTTER,FAT AND OIL	88775	350251	306	64231
180500 COCOA POWDER,NOT CON ADDED SUG	113500	363803	125402	392001
180610 COCOA POWDER,CON ADDED SUGAR	85	138	169	205
180620 OTH PREPA WT2KG,PAS,BLOCK SLAB	132214	390780	52588	151147
180631 OTH FOOD PREP COCOA BARS FILD	39100	95308	31762	90840
180632 OTH FOOD PREP COC BAR NOT FILD	284	4479		1035
180690 OTH,FOOD PREP CONT COCOA LIQUD	26689	84101	27684	54041
190110 FOOD PREP FOR INFANT USE	651418	2578509	508110	1693751
190120 MIXES&DOUGHS FOR PREP BAKER	4358	19906	4957	30710
190190 OTH FOOD PREP OF FLOUR,MEAL	205362	710705	102791	517739
190211 UNCOOK PASTA,NUT STUFD CON EGG	17	159	87	357
190219 OTHER,UNCOOKED PASTA.	3368	10945	1036	3059
190220 STUFFED PASTA,WHETH/NOT COOKED	43	73		
190230 OTHER PASTA	629	8961	1717	5915
190240 COUSCOUS WHETER OR NOT PREPARE		54		3
190300 TAPIOCA&SUBSTI PRE FRM STARCH	8341	33536	4923	28994
190410 PREP FOOD,SWLL/ROAS OF CEREALS	26282	67885	10115	65750
190420 PREP FOOD UNROAST CEREAL FLAKE	3380	12477	4	3616
190490 OTH PREP FOOD OBTAIN BY CEREAL	3303	44134	20940	43994
190510 CRISPBREAD AND BUNS	24	104	59	503
190520 GINGER BREAD AND THE LIKE.				
190531 SWEET BISCUITS	2068	18659	6949	14380
190532 WAFFELS AND WAFERS	11126	36749	12931	29247
190540 RUSK,TOASTED BREAD & PRODUCTS	200	4414	2744	21838
190590 OTHER BACKERY PRODUCTS	31938	110903	21754	58816
200110 CUCUMBER,GHERKINS PREP/PRESERV		130		1204
200190 OTH VEG FRUIT,NUT,PRES VIN/ACE	2316	6965	2428	6400
200210 TOMATOES,WHOLE/PIECE,PREP/PRSV	105	1080	7	147
200290 OTH,TOMATO/PRE/PRS O/TH VINGER	36269	128514	12836	85839
200310 MUSHROOM,PREP/PRSV O/TH VINHER	281	13120	1431	5204
200390 OTH MUSHROOM&TRUFFLE PREPARED	152	1332	666	2121
200410 POTATO,PREP/PRSV,O/TH VINGERS	46961	139173	54972	170885
200490 OTH VEG MIX/VEG PREP O/TH VING	3052	33713	14698	62751
200510 HOMOGENIZED VEGETABLES	25	336		4
200520 POTATO PREP O/TH VING NOT FROZ	1110	6192	4380	7955
200540 PEAS PREP O/TH VINGER NOT FROZ	115	1881	58	128
200551 BEAN SHELDE PREP O/TH VING N/FZ	471	1258		121
200559 OTH BEAN PREP O/TH VING NOT FZ	3458	8343	1108	2395
200560 ASPARAGUS,PREP O/TH VING N-FZ				96
200570 OLIVES PREP O/TH VING NOT FROZ	9847	36810	3918	29750
200580 SWEET CORN,PREP/PRESV NOT FROZ	5312	15127	1743	8972

Contd.

10.11 Imports by Economic Categories (Detail)

(In Thousand Rupees)				
I T E M S	OCTOBER, 2014	FROM JULY, 2014	OCTOBER, 2013	FROM JULY, 2013
200591 OTH VEGETABLES& MIXTURE OF VEG	22	141		34
200599 OTH VEGE PREPARED OR PRESERVED	1488	8169	2585	5332
200600 VEG,FRUIT,NUTS,PEEL PRE BY SUG	220	971	83	373
200710 HOMOGENISED PREPARATIONS		172	27	231
200791 OTH,CITRUS FRUIT COOKED PREP				129
200799 OTH JAM,FRUIT,JELLY,MARMALADE	630	13587	9081	30282
200811 GROUND NUTS,PREP/PRESERVED		287	104	1764
200819 OTH NUTS/SEED INCL MIXTURES	1577	9559	5405	7994
200820 PINEAPPLES,PREPARED/PRESERVED	18082	155041	14504	96322
200830 CITRUS FRUIT,PREPARE/PRESERVED		23431	416	27797
200840 PEARS,PREPARED OR PRESERVED		2560	670	2949
200850 APRICOTS,PREPARED OR PRESERVED			24	24
200860 CHERRIES,PREPARED OR PRESERVED	155	6315	393	5193
200870 PEACHES,PRPARED OR PRESERVED	15335	60515	15943	40642
200880 STRAWBERRIES,PREPARE/PRESERVED		1896		1929
200897 MIXTURES OF FRUITS,NUTS&PLANTS	29352	151535	9766	103767
200899 OTH FRUITS,NUT/EDIBLE PLANTS	2284	8908	2447	9353
200911 ORANGE JUICE,FROZEN	2943	7192	2479	9181
200919 OTHER ORANG JUICE	40987	265531	40111	183214
200921 GRAPEFRUIT JUICE,BRIX VAL=20		2		40
200929 OTHER GRAPE FRUIT,JUICE	71	138	39	468
200931 JUICE OF ANY SINGL CITRUS FRUT				522
200939 OTH JUICE OF ANY CITRUS FRUIT		2525	3807	4945
200949 OTHER PINEAPPLE JUICE	18273	49724	66	19589
200950 TOMATO JUICE				74
200961 GRAPE JUICE INCL GRAPE MUST		448		
200969 OTHER GRAPE JUICE	26212	197208	68221	179216
200971 APPLE JUICE ,BRIX VAL=20		1513		
200979 OTHER APPLE JUICE	223	102103	286	61154
200989 OTHER JUICE OF FRUIT/VEGETABLE	944	42087	22	1668
200990 MIXTURES OF JUICES	4031	20230	2019	24003
210111 EXTRACT,ESSENCE/CONC COFEE/PRE	41916	147604	43520	76470
210112 PREP WITH A BASIS OF EXTRA/COF	2363	2766	1837	5317
210120 EXTACT,ESSENCE ETC OF TEA MATE	2604	9464	80	134
210210 ACTIVE YEASTS	58094	175261	14213	108061
210220 INACTIVE YEASTS,OTH SINGL CELL		5		2850
210230 PREPARED BAKING POWDERS	5537	13716	2199	3930
210310 SOYA SAUCE	12355	68246	16418	38122
210320 TOMATO KETCHUP/OTH TOMATOSAUCE	3091	18861	9692	21403
210330 MUSTARD FLOUR/MEAL/PREP MUSTAR	1332	3358	2032	5105
210390 OTH SAUCES PREP/MIX SEASONING	23762	71544	14486	50235
210410 SOUPS/BROTHS & PREP THEREOF		663	23	75
210420 HOMOGENISE COMPOSITE FOOD PREP	2	20	14	30
210500 ICE CREAM,OTH EDIBLE ICE	2056	9997	1934	8733
210610 PROTEIN CONCENTRATE/TEXT PROTIN	2343	11649	12248	21390
210690 OTH FLAVOURING POWDER/CONCT	2975079	4123369	395592	1435595
220110 MINERAL WATERS/AERATED WATERS	232	6051	353	4404
220190 OTH,NATURAL/ARTIFICIAL WATERS		1769	87	994
220210 WATER,MINERAL/AERATED WATER	14191	198074	38132	95698
220290 OTH WATER/OTH NON ALCOLIC BEVG	5287	42972	7507	31049
220300 BEER MADE FROM MALT	796	5162	5952	15554
220410 SPARKLING WINE	2907	6053	2724	7601
220421 OTH WINE OF FRESH GRAPES<2LT		163		
220429 OTH WINE OF FRESH GRAPES>2LT				418
220820 SPIRIT OBT BY DISTIL GRAPEWINE	120	2969	4471	4471
220830 WHISKIES	949	6087	10746	17610
220840 RUM&OTH SPIRITS DISTILL SUGAR		46	63	212
220850 GIN AND GENEVA	83	435	606	2115
220860 VODKA	86	1184	1247	1624
220870 LIQUEURS AND CORDIALS	13	257	676	1136
220890 OTH SPIRIT/SPIRITOUS BEVERAGES	52	428	10842	14404

Contd.

10.11 Imports by Economic Categories (Detail)

(In Thousand Rupees)

ITEMS	OCTOBER, 2014	FROM JULY, 2014	OCTOBER, 2013	FROM JULY, 2013
220900 VINEGAR&SUBSTITUTE,ACTIC ACID	1466	6188	396	1944
230110 FLOURS,MEALS,PELLETS,OF MEAT		7		
230120 FLOURS,MEALS,PELLETS,OF FISH		22647		3195
230240 BRAN SHARP RESIDUE OF OTH CERL		854		
230330 BREWING/DISTILLING DREGS/WASTE	10423	36538		
230400 OIL-CAKE/OTH S/RESID SOYABEAN	2376383	18372871	1722126	5047055
230620 OIL CAKE/OTH RESIDUE,LINSEEDS		1252		
230630 OIL CAKE/OTH SUNFLOWER SEEDS	2131	6376	8007	8007
230641 OIL CAKE/OTH RESID COLZA SEEDS		133065	54450	239649
230649 OIL CAKE/OTH RESID RAPE SEEDS	3051	57696	2767	118742
230650 OIL CAKE/OTH RESIDUES,COCONUT		721		
230660 OIL CAKE/OTH RESIDUE,PALM NUTS	93120	569699	43626	128953
230690 OIL CAKE/OTH SOLID RESIDUE,VEG	2448	2448		
230910 DOG/CAT FOOD,PUTUP RETAILSAL	7974	40234	5751	12686
230990 OTH,PREP USED IN ANIMAL FOOD	350894	1709602	221928	958817
240110 TOBACCO,NOT STEMMED/STRIPPED			2038	2038
240210 CIGAR,CHEROOTS CONTAIN TOBACCO	351	351	700	1324
240220 CIGARETTES CONTAINING TOBACCO	53	93151	38520	160328
240290 CIGAR,CHEROOTS/TOBACCO SUBST	27	462		281
240391 HOMOGENISE/RECONSTITUTE TOBACO		3153	324	3103
240399 OTH MANUFACTURED TOBACCO/EXTR	1362	2975	1355	2723
271012 LIGHT OILS AND PREPARATIONS	19056152	80922919	20467459	70670281
271019 KEROSENE,INCL KER.TY. JET FUEL	1276257	4239151	419330	2558267
293500 SULPHONAMIDES	299566	824644	124350	577524
293621 VITAMIN A ITS DERIVATIVE UNMIX	17779	63764	21612	72785
293622 VITAMIN B1/ITS DERIV UNMIXED	21122	58645	9736	38411
293623 VITAMIN B2/ITS DERIV UNMIXED	4192	54283	15315	48055
293624 D-,DL-PANTOTHENIC ACID(VITB3B5	23445	104009	23116	62996
293625 VITAMIN B6/ITS DERIV UNMIXED	35584	98999	17648	75413
293626 VITAMIN B12/ITS DERIV UNMIXED	21520	116166	7103	99156
293627 VITAMIN C/ITS DERIVATIVE UNMIX	18514	117673	16490	105545
293628 VITAMIN D/ITS DERIVATIVE UNMIX	30331	199093	28592	76737
293629 OTH VITAMIN/ITS DERIV UNMIXED	42333	164879	48409	184636
293690 OTH INTER-MIXTURE PROVITAMINS	147	36722	1026	66816
293712 INSULINE AND ITS SALTS	37885	93231	5956	46674
293719 OTHER POLYPEPTIDE HARMONES	6359	30341	4649	16267
293721 CORTISONE/HYDRO/PREDNISON ETC	40501	126223	35447	109486
293722 HALOGENATE DERIV ADERNAL HORMN	84081	297604	61814	253803
293723 OESTROGENS AND PROGESTOGENS	106833	444950	1758	136726
293729 OTH,STEROIDAL HARMONES,DERIVAT	24817	117839	12306	85253
293750 PROSTAGLANDINS,THROMBOXANES&DR	13198	30359	11440	41312
293790 OTH HORMONES/ITS DERIVATIVES	17775	120368	91446	227079
293810 RUTOSIDE(RUTIN)/ITS DERIVATIVE		1422		1535
293890 OTHER, GLYCOSIDES	16915	58789	511	17893
293911 CONCENTRATES OF POPPY STRAW	920	94818	4885	135398
293919 OTH ALKALOIDS OF OPIUM/DERVATI	911	51556	1321	15474
293920 ALKALOID CINCHONA/DRV SALT	1711	8748		
293930 CAFFEINE AND ITS SALTS	103149	188020	11476	89376
293949 OTHER,EPHEDRINE AND ITS SALTS		50157	18067	53206
293959 OTH THEOPHYLLINE/AMINOPHLLINE	24260	91949	14618	58349
293969 OTH ALKALOID OF RYE ERGOT/SALT	104282	135190	3941	29750
294000 SUGARD O/T SUCROSE/LACTOSE ETC	50014	216611	43156	109444
294110 PENCILLINE/DERV//ACID/SALT ETC	57173	118532	29969	87602
294120 STREPTROMYCIN/DERIV/SALT THROF	6187	42718	17265	41203
294130 TETRACYCLINE/DERIV/SALT THROF	24548	197687	32133	131632
294140 CHLORAMPHENICAL/DERIV/SALT	9464	38294	6755	41244
294150 ERYTHROMYCIN/DERIV/SALT THROF	234907	700219	104186	480231
294200 OTHER ORGANIC COMPOUNDS.	31066	55604	5673	21802
300190 OTH GLAND ORGAN,EXTRACT,HAPRIN	209	245	25	260
300210 ANTISERA/OTH BLOOD FRAC MODIFY	9355	46253	9190	55409
300220 VACCINES FOR HUMAN MEDICINE	10849029	13360482	1290861	7246680

Contd.

10.11 Imports by Economic Categories (Detail)

(In Thousand Rupees)

ITEMS	OCTOBER, 2014	FROM JULY, 2014	OCTOBER, 2013	FROM JULY, 2013
300230 VACCINE VETERINARY MEDICINE	405802	1294420	151953	739307
300290 OTH HUMAN/ANIMAL BLOOD,THERAPC	48714	273444	39426	305091
300310 MEDICAMENT PENCILLIN DERV/ACID	3607	31424	8	8
300320 MEDICAMENT OTH ANTIBIOTICS	33183	52956	10380	43245
300339 OTH,MEDICEMENT HARMONE ANTIBTC	81721	291530	1744	102601
300390 OTH MEDICEMENT NES-NOT-R-SALE	152409	368543	4147	307360
300410 MEDICAMENT,PENCILLIN DERV/ACID		109033	5736	195073
300420 MEDICAMENT OTH ANTIBIOTICS	183683	936139	150611	839466
300431 MEDICAMENT INSULIN NOT ANTIBTC	225043	1130813	150463	520465
300432 MEDICIMENT ADERN CORTC HARMONE	9773	39392		19711
300439 OTH MEDICIMENTHARMONE NOT ANT	141498	530018	326160	716079
300440 MEDICAMENT ALKALOID DERV ANTI	40185	162064	2850	2850
300450 OTH MEDICAMENT VITAMIN/OTH PRO	26758	212931	72289	323099
300490 OTH MEDICAMENT THERAPEUTIC USE	1871809	10848600	1517270	7788517
300510 SURGICAL TAP IN JAMBO ROLLS	21173	135332	25663	97752
300590 OTH WADDING,GAUZE,BANDAGE ARTI	26479	53321	12415	79760
300610 STERILE SURGICAL CATGUT, ETC	87529	523487	94508	234012
300620 BLOOD-GROUPING REAGENTS	192	1124	557	1521
300630 OPACIFY X-RAY EXAM DIAGNOSTIC	594	4319	3022	9270
300640 DENTAL CEMENT/DENTAL FILLING	16841	51023	13338	34256
300650 FIRST AID BOXES AND KITS.	2506	2926	43	574
300660 CHEMICAL CONTRACEPTIVE HORMONE	39696	278144	72029	94300
300670 GEL PREP HUMAN/VETERINARY USE	584	21415	513	2168
300691 APPL IDENTIFIABLE, OSTOMY USE	6516	14093	16145	22162
321519 PRINTING INK EXCL. BLACK	127573	472849	93446	418946
321590 OTH WRITING/DRAWING/OTH INK	18324	82625	11604	57543
330112 ESSENTIAL OIL OF ORANGE	6015	38121	4020	20092
330113 ESSENTIAL OIL OF LEMON	3307	14384		9583
330119 OTH ESSENTIAL OIL/CITRUS FRUIT	53776	113514	40359	84339
330124 ESSENTIAL OIL OF PEPRAMINT	1781	4606	3079	8490
330125 ESSENTIAL OIL OF OTHER MINTS		6952		3688
330129 OTH ESSENTIAL OIL O/T CIT FRUT	4795	17441	10295	21056
330130 RESINOIDS	901	1171		418
330190 OTH,CONCENTRATE ESSENT OIL NS	11393	35603	5856	38840
330210 MIXTURE ODORIFEROUS SUBS&MIXT	228295	817696	121904	767210
330290 OTH,MIXTURE,ODORIFEROUS SUBST	354107	1377665	289940	1153128
330300 PERFUMES AND TOILET WATERS	66659	222876	17184	203720
330410 LIP MAKE-UP PREPARATIONS	22234	71428	5151	22566
330420 EYE MAKE-UP PREPARATIONS	14683	62547	12545	35670
330430 MANICURE/PEDICURE PREPARATIONS	8937	26555	3051	11216
330491 POWDER WHETHER/NOT COMPRESSED	30367	128113	20290	62653
330499 OTH,BEAUTY/MAKE-UP PREPARATION	169767	479211	72559	262634
330510 SHAMPOOS	368289	1177536	63562	521213
330520 PREP PERMANENT WAVING/STRAIGHT	5208	22762	3073	13776
330530 HAIR LACQUERS	157	523	241	938
330590 OTH PREP USE ON HAIR	65730	262290	44705	176146
330610 DENTIFRICES	32365	93709	4490	41117
330620 YARN,CLEAN TEETH(DENTAL FLOSS)	58	542		419
330690 OTH,PREP ORAL/DENTAL HYGIENE	321	7781	166	1480
330710 PRE/AFTER SHAVE PREPARATION	5558	87659	4822	30263
330720 PERSONEL DEDORANT&ANTIP RSPRNT	34015	174277	13098	80824
330730 PERFUMED BATH SALT/OTH PREP	755	2476	59	2192
330741 AGARBATTI/OTH ODORIFEROUS PREP	203	835	39	63
330749 OTH PREP PERFUMING ROOM/RELIGS	19519	79454	9193	42995
330790 OTH,DEPILATORY/PERFUM ETCPREP	2341	12309	1954	10873
340111 SOAP&ORGANIC SURFAC-ACTIV PROD	269415	779250	71273	253309
340119 OTH,SOAP ORG-SURFAC-ACT PROD	9976	76880	25104	77627
340120 SOAP IN OTHER FORMS	92503	313520	17501	113229
340130 ORGANIC SURFACE ACTIVE PRODUCT	13959	93490	33440	82239
340211 ORGANIC SURFACE-ACTIVE AGENT	413537	1185891	295015	1164052
340212 ORGANIC SURFACE ACTIVE CATIONC	14839	39913	43010	162069

Contd.

10.11 Imports by Economic Categories (Detail)

(In Thousand Rupees)

ITEMS	OCTOBER, 2014	FROM JULY, 2014	OCTOBER, 2013	FROM JULY, 2013
340213 ORG SURFACE ACTIVE NON-IONIC	280393	1125562	208873	852829
340219 OTH ORG SURFACE ACTIVE AGENT	63306	161922	37447	94381
340220 ORG SURF PREP PUTUP FOR R-SALE	28079	162726	13331	48746
340490 OTH, ART/PREP WAXES	108715	455189	81929	304159
340510 PO/CREAM FOR FOOTWEAR/LEATHER	19631	66499	4793	18486
340520 POL/CREAM/PREP, WOOD FURNITURE	2997	14066	4357	8777
340530 POL/CREAM/PREP, COACHWORK/METAL	747	6821	196	4064
340540 SCOURING/PASTE/POWDER/OTH PREP	30	483	773	1532
340590 OTH POL/CREAM/PREP, F-WEAR/LETH	7453	44220	38651	55748
350190 OTH CASEINATE DERIV CASEN GLUE	5801	19354		8690
350211 EGG ALBUMIN DRIED		10446		
360300 SAFETY FUSES DETONATING FUSES	33641	43081	26920	72798
360610 LIQUID/LIQUEFIE GAS FUEL	657	657	165	543
391740 FITING FOR TUBE ETC OF PLASTIC	27794	123631	16638	87925
391810 FLOOR COVERING OF POLYMERS V-C	14111	113251	7461	49839
392190 OTH PLATE, SHEET ETC OF PLASTIC	126627	524991	83105	432473
392210 BATH, SHOWER WASH BASIN OF PLAS	2103	14880	315	9145
392220 LAVATORY SEAT/COVER OF PLASTIC	1297	5529	1056	6319
392290 OTH FLASH/SIM SANITARY PLASTIC	3308	20761	1619	5915
392310 BOXES, CASES, CRATES PLASTIC	42020	245340	45954	173507
392321 SACK & BAG OF POLYMER OF ETHYL	74156	262212	67454	139348
392329 SACKS & BAG OF OTHER PLASTICS	36539	209565	84562	283893
392330 CARBOYS, BOTTLES, FLASKS ETC	49729	224232	40812	122542
392340 SPOOLS, COPEES, BOBINS ETC PLASTC	25649	93456	34988	107987
392350 STOPPERS, LIDS, CAPS ETC OF PLAS	132001	493348	99938	346672
392390 OTH ARTICLES FOR CONVEYANCE NS	20786	99267	31817	150463
392410 TABLEWARE KITCHENWARE OF PLAST	14117	78818	11292	34366
392490 OTH, HOUSEHOLD/TOILET ARTICLES	17968	76419	9832	37744
392510 RESERVOIRS, TANKS, VATS > 300 LTRS	73	850	4540	55680
392520 DOOR, WINDOWS FRAME & H-HOLD PLAS	21420	29103		3186
392530 SHUTTERS, BLINDS & PARTS OF PLAST	2283	5085	436	2577
392590 OTH, BUILDER-WARE OF PLASTIC, NS	32101	194274	18386	90712
392610 OFFICE/SCHOOL SUPPLY PLASTIC	13150	34661	634	8480
392620 ARTICLE OF APPAR CLOTHING PLAS	15154	57034	32856	77561
392630 FITTING FOR FURNITUR/COACH PLA	629	3498	221	1174
392640 ORANMENTAL ARTICLES OF PLASTIC	30421	162087	14299	64249
400942 TUBE, PIPERUB WITH OTH. METL. FIT	3987	22251	9698	27163
401011 CONVEYOR BELTS WITH METALS	1408	6090		1359
401012 CONVEYOR BELTS WITH TEX-METACS	37891	195448	29593	117784
401019 OTH CONVEYON BELT OR BELTING	40504	130621	11200	83427
401031 TRANSMISSION BELTS 60-180 CM	18849	81306	7611	78955
401032 TRANSMISSION OTH BELT 60-180 CM	27552	108223	3031	40612
401033 TRANSMISSION BELT 180-240 CM	1073	7705	175	1013
401034 TRANSMISSION BELT OTH 180-240CM	123	1909	922	2005
401035 TRANSMISSION SYN. BELT 60-150CM	1435	4521	804	4035
401036 TRANSMISSION SYN. BELT 150-198CM	234	565	764	2786
401390 OTHER INNER TUBES, OF RUBBER	5842	33432	8408	26240
401410 SHEATH CONTRACEPTIVES	217838	616243	79729	285298
401490 OTH HYG/PHARMACEUTICAL ARTL	760	15587	93	3497
401511 GLOVES, RUBBER, SURGICAL	20076	130593	25678	121090
401519 OTHER GLOVES, RUBBER	9590	60759	8670	34346
401590 OTH ARTI APPRL/CLOTH ALL PURPS	2575	39773	14351	33365
401610 ARTICLES OF UNHARD CEL VUL RUB	5748	45221	8217	35781
401691 FLOOR COVERING & MATS, RUBBER	2992	18165	1705	8023
401692 ERASERS, RUBBER	28582	88247	70836	115380
401693 GASKETS, WASHERS, SEALS, OF RUBB	107031	504827	113067	532691
401694 BOAT/DOCK FENDERS, OF RUBBERS		572	15639	19378
401695 OTH INFLATABLE ARTICLE OF RUBB	914	9957	2093	4664
401699 OTH ARTICAL UNHARD VUL RUBBER	164240	607556	159576	604968
420100 SADDLERY & HARNESS FOR ANIMALS	71	369	23	104
420211 TRUNKS, SUITCASE, VANITY-CASES	4742	13926	2407	10815

Contd.

10.11 Imports by Economic Categories (Detail)

(In Thousand Rupees)

ITEMS	OCTOBER, 2014	FROM JULY, 2014	OCTOBER, 2013	FROM JULY, 2013
420212 TRUNK,SUITCA,SATC ETC PLAS/TEX	70586	307059	70108	206370
420219 OTH TRUNK,SUITCASE,VANITY-CASE	1836	6633	2910	12913
420221 HANDBAG,COMP/PATENT LEATHER	37880	212922	12383	86808
420222 HANDBAGS,PLASTIC/TAXT MATERIAL	5012	45046	10531	48419
420229 OTH HANDBAGS,WITHOUT HANDLES	24569	95204	16113	63129
420231 ARTI.CARIED.IN POCKET. LEA/COM	1524	8247	1082	4623
420232 ARTIC CARRIED IN POCK TAXT MATE	2033	4674	301	1670
420239 OTH,ARTI CRRIED IN HAND/POCKET	7726	18082	1996	10431
420291 OTH CONTAINER O/S OF LEA/COMPS	277	1496	43	8734
420292 OTH CONTAINER O/S PLAS/TEXTILE	1103	6708	562	4916
420299 OTH CASES VULCANISED FIB/PBOA	14162	19841	922	4330
420310 ARTICLES OF APPAREL	9791	30187	4006	17865
420321 GLOVES,MITTENS & MITTS SPORTS	220	1777		999
420329 OTH LEATHER GLOVES	463	7212	11263	27713
420330 BELTS AND BANDOLIERS	11741	81601	32033	105000
420500 OTH ART LEA/COMP LEA TECHNICAL	3761	6490	1245	14581
430310 ARTI APPAR CLOTH ACCE FURSKIN	24	312		528
430390 OTHER, ARTICLES OF FURSKINS		2451		15
430400 ARTICLE OF FUR&ARTICLE THEREOF	1748	8755	2782	13574
440131 WOOD PELLETS		1192		
440139 SAW DUST & WOOD WASTE & SCRAP		3912	28	2703
440210 WOOD CHARCOAL OF BAMBOO NOT AG		1453		200
441300 DENSIFIED WOOD,BLOCK,PLATE,ETC	482	10023	3531	8107
441600 CASK,BARREL,VAT,TUB&OTH PRODCT	1	1	17319	17330
441890 OTH BUILDERS JOINERY/CARP WOOD	36297	133382	15720	61895
441900 TABLEWARE&KITCHENWARE OF WOOD	3314	13547	2520	7492
442010 STATUETTES/OTH ORNAMENT WOOD	62	365	348	1261
442090 OTH WOOD MARQUETRY&INLAID WOOD	8091	30690	3936	10046
442110 CLOTHES HANGERS OF WOOD	705	4638	1883	5760
450490 OTH, ARTICLES AGLOMERATED CORK		6		2
460121 MATS,MATTING&SCREEN OF BAMBOO	426	1525	1119	4046
460122 MATS,MATTING&SCREEN OF RATTAN				4
460129 OTH MATS,MATTING&SCREN VEG MAT		1	21	139
460192 OTH MATTING&SCREEN OF BAMBOO				379
460199 OTH PLATING MATERIAL N.E.S	328	2085	149	516
460211 BASKETWORK&OTH ARTICL OF BAMBO	17	1494	72	1600
460212 BASKETWORK&OTH ARTIC OF RATTAN				4
460219 BASKETWORK&OTH ART OF VEG MATE	84	783	218	480
481200 FILTER BLOCK,SLAB OF PAPERPULP				491
481310 CIGRETTE PAPER IN BOOKLET/TUBE		48	103	1683
481490 OTHER WALLPAPER & COVERINGS.	540	1466	28	722
481690 OTHER COYING PAPER, C/T SIZE.	1426	4051	25	2758
481710 ENVELOPES	395	4530	1923	3472
481720 LETTER CARDS, PLAIN POSTCARDS	244	279		89
481730 BOXES,POUCHES,PAPER STATIONERY	1052	4185	661	2259
481810 TOILET PAPER	14137	26319	6561	17574
481820 HANDKERCHIEFS,TISSUES&TOWELS	8296	32615	4066	21795
481830 TABLE CLOTHS & SERVIETTES	447	2986	207	1906
481850 ARTICLES OF APPAREL&CLOTHING	45	640		44
481890 OTH ARTI LINEN,P&P GARMET/ASSE	3200	13236	5499	16366
481910 CARTON,BOXE&CASES CORRU PAPE	72636	252826	52040	337390
481920 FOLD/CARTO/BOXE&CASE,NON-CURRU	10903	49755	16435	64455
481930 SACKS&BAGS WITH BASE 40CM/MORE	163	8632	78	226
481940 OTH SACKS&BAGS,INCLUDING CONES	2163	20445	3715	19411
481950 OTH PACKING CONTAINERS/RE-SLEE	1093	17196	301	19018
481960 BOX FILES,LETTER TRAYS,BOX,OFF	3864	21241	2661	11427
482010 REGISTER,LETTER PADS,DIARIES	10595	29097	2145	10305
482020 EXERCISE BOOKS	378	1582	2850	7239
482030 BINDERS,FOLDERS&FILE COVERS	1815	7118	273	4258
482040 MANIFOLD BUSINESS FORMS/CARBON	22	148	155	852
482050 ALBUMS FOR SAMPLES/COLLECTIONS	907	1477	38	2390

Contd.

10.11 Imports by Economic Categories (Detail)

(In Thousand Rupees)

ITEMS	OCTOBER, 2014	FROM JULY, 2014	OCTOBER, 2013	FROM JULY, 2013
482090 OTH BOOK COVER,BLOTING PAD,NES	2094	9261	2546	8492
482110 P&P.BOARD LABLES PRINTED ALL=K	29953	177274	61194	163190
482190 OTH,P&P/BOARD LABLES NOT PRINT	137064	514739	134673	476791
482210 BOBBINS, SPOOLS, CAPS , PULP.	4135	6266	3279	10197
482290 OTHER,BOBINS,SPOOL,CAP ETC.PA	5925	25392	6980	23297
482320 FILTER PAPER AND PAPERBOARD	19034	62384	14453	50692
482340 ROLLS,SHEETS AND DIALS,PRINTED	618	2217	234	1966
482361 TRAY,DISHES,PLATES,CUP,P&BORD				11
482369 OTH TRAY,DISH,PLATE,CUP,P&BORD	11959	40142	11273	27342
482370 MOULDED/PRESSED ARTICL P-PULP	1797	3866		8296
482390 OTH,ARTICLES OF PAPER PULP,CEL	21144	100003	16694	60951
490110 PRINTED BOOKS IN SINGLE SHEETS	1761	11703	1791	9871
490191 DICTIONARIES AND ENCYCLOPAEDIA	1843	19178	10095	42174
490199 OTHER,PRINTED BOOKS/BROCHURES	214213	746650	107391	486029
490210 NEWSPAPERS,JOURNAL 4-TIME/WEEK		2493		1
490290 OTHER NEWSPAPER,JOURNALS PERIO	6328	21114	8304	29128
490300 CHILDREN DRAWING/COLOUR BOOKS	1595	3452	30274	141712
490400 MUSIC, PRINTED IN MANUSCRIPT.	1	1		
490510 GLOBES	241	725		10
490591 OTH PRNTD MATER BOOK FORM/ATLS		14		1
490599 OTH MAPS AND HYDROGRAPHIC/W-PA	207	816	59	820
490600 PLANS/DRAWINGS FOR ARCHITECTS	35912	121233	11181	51839
490700 BANKNOTE,CHEQUE,STAMP,BOND ETC	1612	4088755	1063	25940068
490810 TRANSFERS ,VITRIFIABLE.	457	2622	860	2860
490890 OTH,TRANSFERS(DECALCOMANIAS)	8609	21593	5520	25464
490900 PRINTED/ILLUSTRATED POSTCARDS	4332	16633	3699	16130
491000 CALENDAR OF ANY KIND PRINTED.	1047	1539	2282	2446
491110 TRADE ADVERTISING MATERIAL.	41889	76375	8878	57625
491191 PICTURES,DESIGNS&PHOTOGRAPHS	1371	3133	356	2158
500600 SILK YARN/ YARN SPUN WASTE NRS				242
500710 FABRICS OF NOIL SILK		1625	111	111
500720 OTH FAB CON>80% WT OF SILK	79255	287542	105793	311649
511111 WOVEN FABRICS CARDED WOOL,85%	47014	111359	10987	44596
511119 OTH WOVEN FABRICS CARDED WOOL	2659	4501	5724	14122
511120 OTH MIXED MAN-MADE FILAMENTS	48	48		102
511130 OTH MIXED MAINLY/SOLELY M-MADE		152		
511190 OTH WOVEN FAB CARDED WOL/HAIR	6091	25337	1017	4353
511211 WOVEN FAB.COMBED WOOL 85%/HAIR	34440	83660		5648
511219 OTH WOVEN FAB COMBED WOOL 85%>	23656	57058	2950	5501
511220 OTH WOVEN FAB.COM.WOLL MIX.MMF		179		4295
511230 OTH WOV.FAB.COM.WOOL MIX.M/MSF	11497	59492		9069
511290 OTH WOV.FAB.CARDE WOOL/FA-HAIR	7857	9107		68
520790 OTHER,COTTON YARN PUT UP SALE	1593	5513	262	1571
520811 WOV FAB COT WT<100G/SQM UNBLEA		146		
520812 WOV FAB COT WT>100G/SQM UNBLEA		18286		62
520819 OTHER WOVEN COTTON FAB UN-BLH	634	7234	7604	65586
520823 WOV FAB COT 3/4 THRD TWIL BLEC		345		
520829 OTH WOVEN FAB OF COTTON BLEACH	122	1656		
520831 WOV FAB COT WT 100G/SQM DYED	1862	1968		824
520832 WOV FAB COT WT>100G/SQM DYED	3790	57052		
520839 OTH COTON WOV FAB<2000/SQM DYE	3453	10006	1746	83808
520841 WOV FAB COT WT 100G/SQM COLOUR	228	5283	27	719
520842 COTON WOV FAB WT>100G/SQM COLO	16548	97858		11428
520843 COTTON WOV FAB 3/4 THREAD TWIL	80	894		
520849 OTH WOV FAB WT 200G/SQM	2828	5268	1902	3585
520851 COTON WOV FAB 100G/SQM PRINTED	14085	178839	16930	177583
520852 COTON WOV FAB>100G/SQM PRINTED	4659	17031	239	2136
520859 OTH COT WOV FAB 200G/SQM PRINT	3544	12685	1061	20125
520919 OTH COT WOV FAB>200G/SQM UNBLE	59	1165		1233
520921 COTTON WOV FAB BLEACH>200G/SQM		24142		8094
520929 OTH COT WOV FAB BLE W>200G/SQM		508	621	1574

Contd.

10.11 Imports by Economic Categories (Detail)

(In Thousand Rupees)

ITEMS	OCTOBER, 2014	FROM JULY, 2014	OCTOBER, 2013	FROM JULY, 2013
520931 COTTON WOV FAB DYED>200G/SQM	1856	3147	7965	8057
520932 COTTON WOV FAB DYED 3-4 THREAD		585	19241	24580
520939 OTH COT WOV FAB DYED>200G/SQM	25	33016	43	341
520941 COT WOV FAB>200G/SQM 85% COT	145	252		
520942 COTTON WOV FAB DENIM>200G/SQM	23376	144314	20277	137096
520943 WOV FAB 3-4-THREAD TWILL>200G		54	1811	25631
520949 OTH WOV FAB CONT 85% COT/YARN		1669	48	123
520951 COTTON WOV FAB PRINTED>200GSQM	163	176		
520952 WOV FAB 3-4-THREAD TWILL PRINT				12547
520959 OTH WOV FAB PRINTED>200G/SQM	7650	31484	4988	17623
521019 OTH W-FAB COT MIX MF200GSQM UB		381		919
521029 OTH W-FAB COT 85%,MMF 200G-BL		43		
521031 COT WOV FAB MX-MMF200G/SQM DYE	6943	7170		149
521032 W-FAB3/4THR MX-MMW 200G/MW DYE		452		
521039 OTH W-FAD COTMX MF W200G/SQMDY		4693	10151	77691
521041 W-FAB COT MX-MMF 200G/SQM	244	1193		2467
521049 OTH W-FAB COT MX-MMF W200G/SQM	82	82	2274	4586
521051 W-FAB COT MIX, MF W200G/SQM PRI		3036	7564	7564
521059 OTH W-FAB COT,MMF W 200G PRINT	12354	29349	704869	2408243
521111 COT W-FAB,MX MF W>200G/SQM UNB			8444	33767
521119 OTH W-FABCOT,MF W>200G/SQM UNB	1638	42929	289316	2055533
521120 W-FAB COT WT<85% MIX MMF-BLEA	2085	2085		165
521131 WW-FAB COT,MMF W>200G/SQM DYED			405	16351
521132 WOV FAB 3-4THREAD MIX>200GDYED	1184	2458	3286	4878
521139 OTH W-FAB COT,MMF W>200G DYED	372	9833		1157
521142 W-FAB COT DENM,MX MFW>200G/SQM	62311	102577	37437	59456
521149 OTH W-FB COT CLO YRN MMF>200G		2804	4804	6080
521152 WOV FAB 3-4THRD MMF-W>200GPRNT				2179
521159 OTH W-FAB COT,MF,W>200G/SQM PR	500	2018	26	17339
521211 OTH COT W-FAB UN-BL W 200G/SQM	83	83		
521213 OTH COT W-FAB DYED W 200G/SQM	1353	2376	3633	4063
521215 OTH W-FAB COT PRNTD W 200G/SQM			151	1757
521222 OTH COT WOV FAB BLEAC>200G/SQM		6095		
521223 OTH COT WOV FAB DYED>200G/SQM	111	782	3515	3707
530919 OTH WOV FAB OF FLAX 85%OR MORE	2441	2441		698
530929 OTH WOV FAB OF FLAX<85% BY WT	2369	2369	2743	3036
531090 WOV FAB OF JUTE OR OTH TEX FIB			1743	1743
540600 M-MADE FILAMENT YARN RETAIL-SL		3		
540710 WOV FAB HI-TENACI YRN NYLON PO	34505	82647	22268	66548
540720 WOV FAB OBTAIN FROM STRIP,LIKE	10113	64305	10511	58066
540730 FAB PARALLEL SYNTH FILAMENT			2946	17289
540741 FAB 85% OR MORE NYLON FILMENT		7092	1024	39552
540742 OTH FAB 85% OR MORE DYED	98389	426054	107356	373222
540743 OTH W.FAB NYL FLAMT WT>85% DYE		20087		90
540744 OTH W.FAB FILA DIF COL NYL>85%	2153	9310	324	4167
540751 OTH W.FAB TEXTURED POLY U-BLEA	154226	482121	76648	179763
540752 OTH W.FAB TEXTUR POLY DYED 85%	570514	1863081	367932	995815
540753 OTH W.FAB DIF COL TEXTUR POLYS	4440	9586	300	543
540754 OTH FAB TEXT POLY FIL PRINTED	33672	100557	16787	87043
540761 OTH FAB, NON-TEXT POLY FILAMENT	68732	301010	19959	82988
540769 OTH FAB POLY FIL TEXTILE MAT	11348	68196	9606	54545
540771 OTH WOV FAB SYNTH FIL BL/UN-BL		4061		3260
540772 OTH WOV FAB SYNTH FIL DYED 85%		887		6413
540773 OTH W.FAB DIF COL SYN FILA PRI	2878	4376		
540782 OTH WOV FAB MIXED COTTON DYED	9072	38441	724	6832
540783 OTH FAB SYN TEXMAT COLOR DYED			1033	5462
540784 OTH FAB SYN TEX SQM MATERUAK	7665	37740	885	9632
540791 OTH WOV FAB SYN F/L BL/UN-BL		113		
540792 OTH WOV FAB SYN F/L NS DYED	3847	7206		2970
540793 OTH WOV FAB SYN F/L NES COLOUR	9897	10214		
540794 OTH WOV FAB SYN FIL NES PRINT	7716	59463	1033	18561

Contd.

10.11 Imports by Economic Categories (Detail)

(In Thousand Rupees)

ITEMS	OCTOBER, 2014	FROM JULY, 2014	OCTOBER, 2013	FROM JULY, 2013
540810 W.FAB HIGH TENCITY YRN VIS,RAY		19531		200
540821 OTH WOV FAB ART. FIL BL/UN-BL	2543	7582		
540822 OTH WOV FAB ART. FIL DYED		2946		
540823 OTH WOV FAB DIFFERENT COLOUR		1698		665
540824 OTH WOV FAB ART. FIL PRINTED				508
540832 OTH WOV FAB ART. FIL YARN DYED	210	210		
540833 OTH WOV FAB ART.FIL YARN COLOR				656
551130 YARN ART STAPLE FIB FOR R/SALE			104	104
551211 WOV FAB OF SYN STAPLE FIBRE	6951	21430	5133	8854
551219 OTH WOV FAB OF SYN STAPLE FIB	20518	55529	4629	17987
551229 O/W-FEB ACR STA FIB>85%WT ACRY	1032	2867	533	1473
551291 WOV FAB SYN STAP FIB BL/UN-BL		441		
551299 FAB WOV SYN FIB>85%BY WT SYNTH		231	272	860
551311 W.FAB SYN STA FIB MX COT 170G	12898	13832	74	204
551312 W.FAB SYN STA FIB MX COT314THR				121
551321 W-FAB SYN STA FIB MX COT DYED		12082	5868	19701
551323 POLYS,COT,STAP FIB<170G DYED		156		2292
551329 OTH FAB SYN STAP FINRE DYED		1558	6286	33644
551331 WOV FAB SYN STAP FIB COLOUR YR	2300	9698	4676	10349
551339 OTH WOV FAB STAP FIB<170G/SQM		517		23
551341 WOV FAB POLY STAP FIB PRINTED		1062		69
551349 O/W-FAB SYN STAP FIB MIX COTON	106	357		2356
551421 W-F POLY STAP FIB<85% DYED				7552
551422 W-F POLY STAP FIB 3/4THRD DYED	214	507	6565	7689
551423 OTH FAB POLY FIB MIX COT DYED		846	1189	4904
551429 OTH FAB<85% MIX COT SYN FIB	3	3	53	1864
551430 WOV FAB SYN YARN DIFF COLO DYE	8	576		130
551441 W-F SYN FIB<85% MIX COT PRINT		2564		1101
551442 W-F POL FIB MIX COT 3-4T PRINT			71552	283855
551443 O/W-FAB POL FIB MIX COT PRINT		634		336
551449 O/W-FAB SYN MIX COT>170G PRINT	1620	11335	2614	9382
551511 O/W.FAB POLYS FIB MX VISCO RAY	20920	44028	22464	53154
551512 O/W.FAB POLY FIB MIX M-MAD FIB				54
551513 O/W FAB POLY FIB MIX WOL/F-HAI	108649	134475	6041	23395
551519 O/W FAB POLY STAP FIB MIX O/FI	728	5323		2892
551521 O/W FAB ARCYL FIB MIXED O/FIB	1	1370		22617
551522 O/W FAB ARCYL FIB MIX WOOL		3906		676
551529 O/W FAB ARCYLIC FIB MIX OT/FIB	30232	85182	10730	17859
551599 O/W FAB SYN MIX OTH FIBRE N.S	10	10	35	50
551611 W-FAB ARTI FIB 85%>BL/UN-BLEA	26331	36907		212
551612 W-FAB ARTI >85% BY WEIGH,DEYED	464870	1689932	21087	23086
551614 W-FAB ARTI FIB>85% WT PRINTED	329490	1541256	16569	34283
551621 W-FAB ART FIB<85%WT MM.FILAM		12906		62
551622 W-FAB ART FIB<85% WT MM-F DYED	280	280		
551623 W-FAB ART FIB<85%WT D-COL,MM-F	8144	14435		
551624 W-FAB ART FIB<85%WT MM-F PRINT			5936	5936
551632 W-FAB ART FIB<85%WT,WOL/HAI DY		623		
551634 W-FAB ART FIB<85% WT,WOL/HA PR	33	33		
551641 W-FAB ART FIB<85%WT COT UNBL/B				2695
551642 W-FAB ART FIB<85%WT MX COT DYE				52
551692 W-FAB ART FIB<85%WT MIX O/F DY		4083		1051
551693 W-FAB ART FIB<85%WT D-COL,O/FI	4280	4280		
560130 TEXTILE FLOCK,DUST & MILL NEPS	1268	20311	523	16321
560210 NEEDLELOOM FELT STICH-BOND FIB	7176	51636	3771	24015
560221 FELTS OF WOOL/HAIR,NOT COATED		839		275
560229 FELTS OTH TEXT MATE, NOT COATD		52		93
560500 METALLISED YARN,TEXTILE YARN	158984	620459	106786	316437
560900 ARTICLES OF YARN,STRIP ROPE	1119	2162	279	1533
570110 CARPT/OTH TEX FLOR COVER KNOTD	26445	102498	11400	53815
570190 CARPETS,KNOT OF OTH TEX MATERL	10	1346		438
570210 KECM,SCHUMACKS,KARAMAE.ETC.	1200	3765	788	2560

Contd.

10.11 Imports by Economic Categories (Detail)

(In Thousand Rupees)

ITEMS	OCTOBER, 2014	FROM JULY, 2014	OCTOBER, 2013	FROM JULY, 2013
570231 CARPETS F/COV.PILE CONS,M/MADE				2252
570232 CARPET F/COV.P/LONS NOT TEXMAT	223	663		227
570239 CARPETS ECT.AOT.MADE O/TEX MAT		141		
570241 CARPET ETC.P/CONS.WOOL WOV.M/M		38230		153
570242 CARPETS OTH.P/CONS.M/M/TEXT.	30477	101066	21439	44701
570249 CARPETS ETC.MADE OTH.TEX MATEL		62		
570299 OTH CARPETS ETC.MADE O/TEX/MAT		392	10	70
570310 CARPET ETC WOOL/FINE ANIM HAIR		54		29
570320 CARPETS/TUFTED OF NYLON/POLYA	7612	50987	13263	59275
570330 CARPETS ETC.TUFT MAN/M TEX MAT	19195	128861	20079	92075
570390 CARPET/TUFT CARS/VEH O-TEX MAT		342	326	2963
570410 TILES, < 0.3 SQM AREA.	2311	2499		3304
570490 OTH CARPETS ETC.FELT N/TUFTED	46559	156770	36529	192297
570500 OTH CARPETS&OTH FLOOR COVERING	4069	5049	2609	3737
580110 WOV.PILE FAB.CHENILLE FAB.WOOL				65
580122 CUT CORDUROY, OF COTTON		5080	10949	26400
580123 OTH WEFT PILE FAB.OF COTTON.				137
580126 CHENILLE FABRICS, OF COTTON	230	7760	152	10647
580132 CUT CORDUROY, MAN-MADE FIBRES.		265		
580133 OTH WEFT PILE FAB.M/MADE FIBRE		54		
580136 CHENILLE FAB. MAN-MADE FIBRES.	534	6302	2244	7968
580137 WARP PILE FABRICS OF COTTON			5432	5432
580190 OTH PILE&CHENILLE FAB.TEX.MAT	33813	104229	7188	22737
580211 TERRY TOWEL&S/WOVEN TEYFAB.UBL	4	4		
580219 OTH TERRY TOWEL/FABRICS,OF COT	51	2930	30	133
580220 TERRY TOWEL/FABRICS, TEX.MAT		840		1635
580230 OTH TUFTED TEXTILE FABRIC				106
580410 TULLES AND OTHER NET FABRICS	1559	5431	912	2784
580421 LACE MACHINE MADE,M-MADE FIBRE	276	10087	429	3954
580429 OTH,LACE MACHINE MADE,OTH MAT.	20492	71875	3683	27369
580430 LACE HAND MADE	388	9543	376	3101
580610 WOV.PILE FAB.& CHENILLE FABRIC		1573	955	1425
580620 OTH WOV. FAB. ELASTOMERIC YARN	37864	147269	32444	125301
580631 OTH NARROW WOV FAB, OF COTTON.	455	1267	108	2584
580632 OTH NARROW WOV FAB,M/MADE FIB.	44444	230552	17202	134019
580639 OTH,NARROW WOV.FAB,TEX.MAT	24011	113296	36989	107718
580640 OTH FABRICS,WARP W/OUT WEFTASM			1952	12653
580710 LABEL,BADGES ETC.TEXTMAT,N/EMB	82992	382480	106388	351715
580790 OTH,LABELS,BADGES&ART.TEX/MAT	122302	477235	141596	540322
580810 BRAIDS IN THE PIECE				1944
580890 OTH,ORNAMENTAL TRIM,TASSEL ETC	5893	21594	4320	17824
580900 WOV FAB.OF METAL TAREAD/YARN.	42	113		
581010 EMBROIDERY W/OUT VISIBLE GROND		65	68	68
581091 OTHER EMBROIDERY,OF COTTON		816	2085	2085
581092 OTH EMBROIDERY,M-MADE FIBRES	251	512		
590190 OTH TRACING CLOTH,BUCKRAM ETC.	51182	180148	13283	75800
590210 TYRE CORD FAB HIT.YARN NYLPLMD	116384	417513	101934	466570
590220 TYRE CORD FAB H/T YARN POLYSTR	18736	89199	10741	63039
590390 OTH,TEX FAB IMP,LAM, PLASTIC.	92098	277035	55145	159260
590800 TEX WICKS,WOVEN,LAMP,LIGHTERS		293		47
590900 TEX HOUSE PIPING/TEX TUBING.	18021	44000	1139	11099
591190 OTH, TEX PRODUCTS/ ARTICLES,	13280	91342	20499	80908
600110 LONG PILE, FABRICS	679	19102	676	26293
600121 LOOPED PILE FABRICS,COTTON		262		669
600122 LOOPED PILE FAB,MAN-MADE FIBRE	4011	26512	589	9765
600129 LOOPED PILE FAB,OTH TEX MAT.	4883	18756	10053	86137
600191 OTH PILE FAB,KNIT/CROCH,OF COT	6952	6952		211
600192 OTH PILE FAB,KNIT/CROCH,M-MADE	666852	1688038	192229	688585
600199 OTH PILE FAB,KNIT/CROCH,O/TXTM	5206	28301	128	7971
600240 KNIT CROCH FAB<30CM,ELASTOME5%				1719
600290 OTH,KNIT/CROC FAB<30CM,ELAST5%	1223	8276	2152	4575

Contd.

10.11 Imports by Economic Categories (Detail)

(In Thousand Rupees)

ITEMS	OCTOBER, 2014	FROM JULY, 2014	OCTOBER, 2013	FROM JULY, 2013
600310 KNIT/CRO FAB WOL/HAIR WD!>30CM				117
600330 KNIT/CRO SYN-FIBRE WD !>30CM		3382		
600340 KNIT/CRO ART-FIBRE WD !>30CM				86
600390 OTH KNIT/CRO FAB WD !>30CM	21	205	86	401
600410 KNIT/CRO FAB WD>30CM ELASTYR5%	6420	20863	9316	30679
600490 OTH KNIT/CRO FAB WD>30CM ELAST	511	17135	3326	6454
600522 WRAP KNIT FAB OF COTTON DYED		846	26	5473
600531 WRAP KNIT FAB SYN.FIB UNBL/BLE	117	1946		4746
600532 WRAP KNIT FAB SYN.FIBRE DYED	52379	236851	8876	70708
600533 WRAP KNIT FAB SYN.FIB DIF COLO	1080	5375	508	4075
600534 WRAP KNIT FAB SYN.FIB PRINTED		2145		
600542 WRAP KNIT FAB ART FIB DYED	3021	3021		
600590 WRAP KNIT FAB O/TH H-6001-6004	11639	29609	4478	7125
600610 OTH KNIT/CRO FAB OF WOOL/HAIR		94		
600621 OTH KNIT/CRO FAB COT UNBLE/BLE			1138	1138
600622 OTH KNIT/CRO FAB COTTON DYED				85
600623 OTH KNIT/CRO FAB COTON COLOR		10582		
600624 OTH KNIT/CRO FAB COTON PRINTED		226		
600631 OTH KNIT/CRO FAB SYN.FIB UNB/B		1758		
600632 OTH KNIT/CRO FAB SYN.FIB DYED	104944	374180	36800	154864
600633 OTH KNIT/CRO FAB SYN.FIB COLOR	3347	6976	418	2909
600634 OTH KNIT/CRO FAB SYN.FIB PRINT		16029		16939
600642 OTH KNIT/CRO FAB ART FIB DYED		97		
600644 OTH KNIT/CRO FAB ART FIB PRINT		39	2792	2792
600690 OTH KNITTED CROACHED FABRICS	20937	45837	2567	24422
610120 MEN/BOYS OVERCOAT/SIM ARTICLE	1236	2619		32
610130 MEN/BOYS WIND JACKET/SIM ART.				817
610190 OVERCOAT ETC.MEN OTH TEX KNIT.	9009	20386	1929	8125
610210 APPAREL/CLOTH/ACCESSORIES,WOOL	359	642		
610220 APPAREL/CLOTH ACCES,OF COTTON,			77	122
610230 APPAREL/CLOTH ACCES,M-MADE FIB		94		
610290 APPAREL/CLOTH OF TEX MATEL,	936	1607	346	1313
610310 SUITS MEN'S/ BOYS KNITTED/CROC	2279	6849	4231	11334
610322 MEN/BOYS,ENSEMBLE,COTTON,KN/CR	28	173		760
610329 MEN/BOYS,ENSEMBLE OTH TEX MAT,	2423	2798	61	495
610331 JACKET/BLAZER MEN/BOY,WOOL F/H		99		
610332 JACKET/BLAZER MEN/BOY COT/KNYI	39	961		470
610333 JACKET/BLAZER MEN/BOYS SYN FIB	173	176		2581
610339 JACKET/BLAZER MEN/BOYS OTH TEX	3680	8457	3371	4580
610342 TROUSERS,ETC.MEN/BOYS COT/KNIT	878	1146	63	488
610343 TROUSERS, ETC.MEN/BOYS SYN FIB		41		4
610349 TROUSERS,ETC.MEN/BOYS TEX MAT	572	3185	449	2166
610419 WOMEN/GIRLS,SUITS OTH TEX MAT	31	358	4	3673
610422 WOMEN/GIRLS,ENSUMBLE,COTT/KNIT	43	80		180
610423 ENSEMBLES W/GRIL SYN KNIT/CROC	14993	14993		52
610429 WOMEN/GIRLS ENSEMBLE,TEX MAT	8	796		
610432 JACKET/BLAZER W/GIRL COT KN/CR	63	831	29	692
610433 JACKE/BLAZER W/GIRL SYN KN/CR	7	7		29
610439 JACKE/BLAZ W/GIRL OTH TEX K/CR	72	6894	434	1711
610442 DRESSES W/GIRL COTTON KNIT/CRO	17	710	827	1664
610443 DRESSES W/GIRL SYN FIB KNIT/CR	30	30		
610444 DRESSES W/GIRL ARTFIB KNIT/CR				105
610449 DRES W/GIRL OTH TEX MAT KNT/CR			137	599
610451 SKIRTS/D-S W/GIRL WOOL/HAIR KN			38	38
610452 SKIRTS/D-S W/GIRL COT KNIT/CRO		115		29
610453 SKIRTS/D-S W/GIRL SYN KNIT/CRO			40	104
610459 SKIRTS/D-S W/GIRL OTH TEX K/CR	27	328	10	70
610462 TROUSERS ETC OF COTTON KNI/CRO	12	454	21	1641
610463 TROUSES ETC OF SYN FIB KNITED	1333	2085		148
610469 TROUSERS ETC OF OTH TEX MAT KN	287	2150	422	1770
610510 MEN/BOYS SHIRTS COTTON KNI/CRO	1067	13688	743	17603

Contd.

10.11 Imports by Economic Categories (Detail)

(In Thousand Rupees)

ITEMS	OCTOBER, 2014	FROM JULY, 2014	OCTOBER, 2013	FROM JULY, 2013
610520 MEN/BOYS SHIRTS M-MAD FIB K/CR	829	4188		1834
610590 MEN/BOYS SHIRTS O/TEXTILE K/CR	25919	84166	10098	51468
610610 W/GIRL SHIR/BLOUSES COT KN/CRO	4530	10692	1585	10469
610620 W/GIRL SHIR/BLO M/MADE FIB K/C	1388	1955	5092	5987
610690 W/GIRL SHIR/BLOU OTH TEXMATK/C	1215	1616	1521	3132
610711 UNDERPANTS ETC M/BOY COT KN/CR	730	4310	1733	3128
610712 UNDERPANT ETC M/BOYS M/MAD FIB	115	169		12
610719 UNDERPANT ETC M/BOYS OTH T/MAT	469	505	823	1272
610721 NIGHTSHIRTS&PYJAMAS OF COTTON	43	1236	1361	4507
610722 NIGHTSHIRTS&PYJAMAS M/MADE FIB		109		665
610729 NIGHTSHIRT/PYJAMAS OTH TEX MAT	31	976		
610791 BATHROBES ETC OF COTTON M/BOYS		16		1
610799 BATHROBE ETC OF OTH TEX KN/CRO	15	324	54	134
610811 WO/GIRL SLIP, PETTICOAT KNIT/CR	10	241		
610819 SLIP PETTICOAT OTH TEX MATERIA			1545	1545
610821 W/GIRL BRIE/PANTIES COT KN/CR	1657	4170	807	1300
610822 W/GIRL BRIEF/PANTIES M/MAD FIB	2476	2476		
610829 W/GIRL BRIEF/PANTIES OTH T/MAT	68	419		57
610831 W/GIRL N-DRESS/PAJAMA COT KN/CR		2016		19
610832 W/GIRL N-DRESS/PAYJAMS M/M FIB		41		
610839 W/GIRL N-DRESS/PAJAMAS TEX MAT	724	3594	57	764
610891 BATHROBE W/GRL COTTON KNIT/CRO			195	195
610892 BATHROBE W/GRL MAN-MADE KN/CRO				2
610899 BATHROBE W/GRL OTH TEX KN/CRO	33	1405	46	46
610910 T-SHIRT, SINGLET, VEST COT K/CR	48332	185309	18130	65978
610990 T-SHIRT, OTH TXT KN/CR	23555	99494	18625	92378
611011 JERSEY, PULOVER, CARDIGAN, WOLLEN	262	15405	5758	8369
611019 OTH JERSEY PULOVER ETC. WOOLEN	381	409	443	6009
611020 JERSEY, PULOVER ETC. OF COT K/C	4208	28876	7118	24155
611030 JERSEY, PULOVER M/MADE FIB K/C	24611	98667	28203	113669
611090 JERSEY, ETC. OTH TEXT. MATERIAL	37148	149350	28481	107292
611120 BABY GARMENT OF COTTON KNIT/CR	5552	32822	5156	20188
611130 BABY GARMENT OF SYN FIB KNI/CR	2399	7046	4868	22122
611190 BABY GARMENT OF OTH TEX KNI/CR	35089	147678	24454	143539
611211 TRACK SUITS COTTON KNIT/CROCH	57	59		
611219 TRACK SUITS OTH TEX MAT KNI/CR	226	307	74	1338
611239 MEN/BOYS SWIMWEAR OTH TEX K/CR		1607		
611241 WOM/GIRL SWIMWEAR SYN FIB K/CR	55	55	69	69
611249 WOM/GIRL SWIMWEAR OTH TEX K/CR	8	8		
611300 GARMENT MADE UP KNIT/CROCH FAB	203	410		901
611420 OTH GARMENT COTTON KNIT/CROCH	186	677	125	2335
611430 OTH GARMENT MAN-MADE FIB KN/CR	161	161		658
611490 OTH GARMENT, OTH TEX MAT KN/CRO	6206	15918	316	14014
611510 GRADUATE COMPRESS HOSIERY	27171	121807	11901	40034
611521 OTHER PANTY HOSE AND TIGHTS	127	636	206	407
611522 O-PANTY HOSE&TIGHTS S-FIB>67DX				24
611529 O-PANTY HOSE OTH-TEXTILE MATE	8196	8755	987	10487
611530 OTH-W-MEN FULL/KNEE LENG HOSIE	5223	12409	5338	16188
611594 OTH HOSIERY WOOL/FINE ANI HAIR				1848
611595 OTH HOSIERY OF COTTON	761	2754	305	1387
611596 OTH HOSIERY OF SYNTHETIC FIBRE		218		163
611599 OTH HOSIERY OF OTH TEX MATERIL	1631	3104	951	2950
611610 GLOV, MITTEN, ETC PCAS/RUBER K/C	616	3537	3776	28243
611691 GLOVE, MITT, MIT KN/CR WOL/HAIR				77
611692 GLOVE, MITTENS ETC KN/CROC COTT	190	509	297	317
611693 GLOVE, MITTENS ETC KNIT SYN FIB	367	1412	37338	111695
611699 GLOVE, MITTENS ETC KNIT TEX MAT	1320	6773	2082	19577
611710 SHAWL, SCARVE, MUFFLER, VEILS ETC	6905	22581	4557	19187
611780 OTH MADE UP CLOTHING ACCESSRIES	1856	3953	57	183
611790 PARTS OF GARMENT OR CLOTH ACSS	195	608	60	4902
620111 MEN/BOYS OVERCOAT WOOL NOTKNIT		320	226	226

Contd.

10.11 Imports by Economic Categories (Detail)

(In Thousand Rupees)

ITEMS	OCTOBER, 2014	FROM JULY, 2014	OCTOBER, 2013	FROM JULY, 2013
620112 MEN/BOYS OVERCOAT COT NOT KN/C		391	163	163
620113 OVERCOAT MAN-MADE FIB NOT KNIT		48	48	63
620119 OVERCOAT SIM ART OTH TEX MATER	4249	49949	1378	4764
620191 OTH OUTER GARMENT WOOL MEN/BOY		1002		
620192 OTH OUTER GARMENT COT MEN/BOYS		3859	510	1254
620193 OTH OUTER GAR M/MADE FIB M/BOY	1750	9818	7000	19417
620199 OTH OUTER GAR OTH TEX MAT M/BY	438	3661	16	1437
620212 OVERCOAT ETC W/GRL COT N/KNIT	528	974	65	65
620213 OVERCOAT ETC W/GRL M/MAD N/KNT	12	61	228	507
620219 OVERCOAT ETC W/GRL O/TEX N/KNT	7117	14471	1433	1866
620292 SKI/JACKET W/GRL COT NOT KNIT		953		
620293 SKI/JACKET W/GRL M/MADE N/KNIT	64	1039	346	365
620299 SKI/JACKET W/GRL TEX MAT N/KNT	923	3321	454	1562
620311 SUIT MEN/BOYS OF WOOD NOT KNIT	407	3346	1766	2213
620312 SUIT MEN/BOYS SYN FIB NOT KNIT	39	39		24
620319 SUIT MEN/BOYS TEX MAT NOT KNIT	18383	44139	10465	27538
620322 ENSEMBLE MEN/BOY COT NOT KNIT	141	1490		7511
620323 ENSEMBLE MEN/BOY SYN FIB N/KNT	210	937		424
620329 ENSEMBLE MEN/BOY OTH TEX N/KNT	464	10341	2889	9782
620331 JACKET ETC MEN/BOY WOOL N/KNIT		585		
620332 JACKET ETC MEN/BOY COT N/KNIT	322	1514	2487	3133
620333 JACKET ETC MEN/BOY SYN FIB N/K	455	4111	630	5161
620339 JACKET ETC MEN/BOY OTH TEX N/K	71440	190276	32065	92472
620341 TROUSER, BIB, BRES ETC WOL M/BOY	1653	4116	1343	11676
620342 OTH TROU BIB M/BOY COTT N/KNIT	4762	22313	4864	41700
620343 OTH TROU BIB M/BOY SYN N/KNIT	1973	5181	279	2990
620349 OTH TROU BIB M/BOY TEXT N/KNIT	28618	128680	8822	143694
620411 SUIT WOMEN/GRL OF WOOL N/KNT		2		
620412 SUIT WOMEN/GRL OF COT N/KNIT	124	929		112
620413 SUIT WOMEN/GRL OF SYN N/K	14	14		
620419 SUIT WOMEN/GRL OF TEX MAT N/K	849	3929		
620429 ENSEMBLE WOMEN OF TEX FIB N/K		295		66
620432 JACKET W/GRL OF COT N/KNIT	28	1422	46	523
620433 JACKET W/GRL OF SYN FIB N/KNIT	784	13668	20376	31334
620439 JACKET W/GRL OF TEX MAT N/KNIT	1640	3561		1267
620442 DRESSES W/GRL COTTON NOT KNIT	4029	13289	505	1441
620443 DRESSES W/GRL SYN FIB NOT KNIT	17	46	1713	1938
620444 DRESSES W/GRL ART FIB NOT KNIT				633
620449 DRESSES W/GRL TEX FIB NOT KNIT	2609	82231	2231	2494
620452 SKIRTS W/GRL COTTON NOT KNIT	198	759	160	738
620453 SKIRTS W/GRL SYN FIB NOT KNIT		6196	131	131
620459 SKIRTS W/GRL TEX FIB NOT/KN/CR				114
620461 TROUSER W/GRL WOOL NOT KNIT/CR				47
620462 TROUSER W/GRL COTTON NOT KNIT	2703	11618	7901	13103
620463 TROUSER W/GRL SYN FIB NOT KNIT	25	25	36	106
620469 TROUSER W/GRL TEX MAT NOT KNIT	857	15955	802	8212
620520 SHIRTS MEN/BOYS OF COT N/KNIT	6106	25570	4606	12080
620530 SHIRTS MEN/BOYS OF M/MAD N/KNT	1555	1596	1862	4563
620590 SHIRTS MEN/BOYS OF TEX MAT N/K	2197	11466	216	11344
620610 BLOUSES W/GRL SILK NOT KNITTED				56
620620 BLOUSES W/GRL WOOL NOT KNITTED			68	68
620630 BLOUSES W/GRL COT NOT KNITTED	1174	6928	735	3848
620640 BLOUSES W/GRL M/MADE NOT KNIT		6747	991	1607
620690 BLOUSES W/GRL TEX MAT NOT KNIT	1977	3982	501	2221
620711 UNEDERPANT ETC MEN/BOY COTTON	121	1672	711	2650
620719 UNDERPANTS ETC MEN TEX MAT NK	512	883	2293	2510
620721 NIGHTSHIRT/PYJAMA MEN COT N/K	23	108	48	48
620729 NIGHTSHIRT/PYJAMA MEN T/MAT NK	1529	4489	11925	12249
620791 BATHROB ETC MEN COTTON N/KNIT		12		
620799 BATHROB ETC MEN TEX MAT N/KNIT	1049	2713		88
620811 SLIPS/PETTICOAT W/GRL COT N/NK				19

Contd.

10.11 Imports by Economic Categories (Detail)

(In Thousand Rupees)

ITEMS	OCTOBER, 2014	FROM JULY, 2014	OCTOBER, 2013	FROM JULY, 2013
620819 SLIPS/PETTICOAT W/GRL T/MAT NK	27	251		
620821 NIGHTDRESS/PYJAMA WOMEN COT NK	492	844		
620822 NIGHTDRESS/PYJAMA WOMEN M/M NK		386		220
620829 NIGHTDRESS/PYJAMA WOMEN T/M NK	901	5004	249	4025
620891 BATHROB ETC W/GRL COTTON N/NK	156	417		176
620892 BATHROB ETC W/GRL M/MAD FIB NK		1911	78	78
620899 BATHROB ETC W/GRL TEX MAT N/NK	859	4063	39	1313
620920 BABIES GARMENT ETC COT N/KNIT	955	4056	437	657
620930 BABIE GAR&CLOTH SYN FIB N/KNIT	207	432	285	580
620990 BABIE GAR&CLOTH TEX MAT N/KNIT	48588	152744	16120	124534
621010 GAR MADE UP FAB H-56.02/56.03	3193	4392	56	3024
621020 OTH GAR MEN/BOY H-6201-11,19		150		1554
621040 OTH MEN/BOYS MADE UP FAB	207	998	34	405
621050 OTH MEN WOMEN/GIRL FAB N/KNIT	39	712	1106	2508
621111 SWIMWEAR MEN/BOYS NOT KNITTED	275	439		287
621112 SWIMWEAR WOM/GIRL NOT KNITTED			47	233
621120 SKI SUITS NOT KNIT/CROCHETED		24		
621132 OTH GAR MEN/BOYS OF COTTON		136		
621133 OTH GAR MEN/BOYS OF M/MADE FIB		239	45	412
621139 OTH GAR MEN/BOYS OF TEX MATERI	916	2416		4634
621142 OTH GAR WOM/GIRL OF COTTON	458	1665	73	115
621143 OTH GAR WOM/GIRL OF M/MADE FIB	30	1161	1406	1406
621149 OTH GAR WOM/GIRL OF TEX MATERI	616	2050	32	259
621210 BRASSIERES	42971	158136	18635	63752
621220 GIRDLES AND PANTY-GIRDLES	1163	2642	1008	4314
621290 BRACES,SUSPENDERS,GARTER&PARTS	4005	16116	94	8917
621320 HANDKERCHIEFS OF COTTON	1788	11129	141	2391
621390 HANDKERCHIEFS OF OTH TEX MAT	4340	19937	617	4045
621410 SHAWLS,SCARVES ETC & LIKE SILK		39		
621420 SHAWLS,SCARVES ETC & LIKE WOOL	3431	6736	1244	1244
621430 SHAWL,SCARVE ETC&LIKE SYN FIB	1132	9091	215	433
621440 SHAWL,SCARVE ETC&LIKE ART MAT			6855	8958
621490 SHAWLS OF OTH TEX MATERIALS	32817	59776	5033	18019
621510 TIES,BOW TIES&CRAVATS OF SILK	182	1312	97	1049
621520 TIES,BOW TIES&CRAVATS M/M FIB	225	1304	334	1026
621590 TIES,BOW TIES&CRAVATS TEX MAT	109	4319	566	2676
621600 GLOVES, MITTENS AND MITTS.	3725	11999	6714	14542
621710 MADE UP CLOTHING ACCESSORIES	7253	41860	6878	30187
630110 ELECTRIC BLANKETS		132	79	2343
630120 BLANKET/TRAVEL RUGS OF WOOL/H	50	1189	41	138
630130 BLANKET/TRAVEL RUGS OF COTTON		284	606	1114
630140 BLANKET/TRAVEL RUGS OF SYN FIB	247050	919577	223529	636875
630190 BLANKET/TRAVEL RUGS OF TEX MAT	5054	72693	8945	26668
630210 BED LINEN,KNITTED/CROCHETED	5990	35752	11853	27081
630221 OTH BED LINEN,PRINTED,N/KNIT	671	755	183	4939
630222 OTH BED LINEN,PRINTED M/MADE		24		17
630229 OTH BED LINEN,PRINTED MILL-MAD		1365	9	62
630231 OTH BED LINEN COTTON N/KNIT/CR	95	494	45	1517
630232 OTH BED LINEN OF MAN-MADE FIB		436		
630239 BED LINEN OTH TEX MAT NOT KNIT	388	6592	8419	18179
630240 TABLE LINEN KNITTED/CROCHETED	31	40	202	202
630251 TABLE LINEN OF COTTON KNITTED		362	54	96
630259 TABLE LINEN OF OTH TEX MATERIA			13	108
630260 TOILET & KITCHEN LINEN COTTON	372	2127	717	2103
630291 OTH TOILET/KITCHEN LINEN COTTN	470	701		33
630293 TOILET/KITCHEN LINEN M/MAD FIB			50	209
630299 TOILET/KITCHEN LINEN TEX MAT	1152	2083	18	46
630312 CURTAINS/BLINDS/VALANCE SYN FIB		288031		7568
630319 CURTAINS/BLINDS/VALANCE TEXMAT		113	425	702
630391 OTH CURTAN,BLIND,VALANC OF COT		44		145
630392 OTH CURTAINS/VALANCE OF SYN FIB	7183	18903	1204	4420

Contd.

10.11 Imports by Economic Categories (Detail)

(In Thousand Rupees)

ITEMS	OCTOBER, 2014	FROM JULY, 2014	OCTOBER, 2013	FROM JULY, 2013
630399 OTH CURTAINS/VALANCE OF TEXMAT	276	849	209	641
630411 BED-SPREADS KNITTED/CROCHETED		29	40	123
630419 BED-SPREADS, OTHERS	413	535	245	573
630491 OTH FURNISHING ARTICLES KNITED	457	4028	4	482
630492 OTH FURNISHING ARTICLE COT KNT				18
630493 OTH FURNISHING ARTICLE SYN FIB		66	108	1514
630499 OTH FURNISHING ARTICLES TEXMAT	83	152	3	12749
630510 SACK/BAGS OF JUTE OTH TEX FIB	9518	20797	112	1530
630520 SACKS AND BAGS OF COTTON		142		
630532 SACK/BAGS MAN-MADE TEX MATERIL	3408	50513	47547	133840
630533 SACK/BAGS OF POLYETHYLENE/PROP	14314	50352	22171	57931
630539 OTH SACK/BAGS MAN-MADE TEX MAT	25363	101044	22658	68719
630590 SACKS/BAGS OTH TEX MATERIAL	130	15421	567	9755
630612 TARPULINS,AWNINGS ETC SYN FIB	27569	69364	9486	105099
630619 TARPULINS,AWNINGS OF TEX MAT	616	3209	40	1906
630622 TENTS OF SYNTHETIC FIBRES	5967	17009	4284	6527
630629 TENTS OF OTH TEX MATERIAL	1423	6972	7166	10038
630630 SAILS OF OTH TEXTILE MATERIAL	31	56		
630690 OTH CAMPING GOODS OTH TEX NAT	544	1146	36	40
630710 FLOOR/DISH/CLEANING CLOTH ETC	1374	10271	1461	4998
630720 LIFE-JACKETS AND LIFE-BELTS	3223	7777	54	2359
630790 OTH MADE UP ARTICLE DRESS PTN	21512	99529	18527	82998
631090 USED&NEW RAGS,SCRAP ETC TEXMAT	11573	32637	829	6721
640110 FOOTWEAR INCORPORATPROTE M-TOE	200	951		2481
640192 OTH FOOTWEAR COVERING ANKLE		35		
640199 OTH FOOTWEAR NES UPPER NOT FXD	102	2175	169	567
640219 OTH SPORTS F-WEAR SOLES RUB/PL	3546	4989	4286	6423
640220 F-WEAR WITH UPPER STRAP ASSEMB	808	6103		16
640299 OTH FWEAR SOLE/UPPER RUB/PLAS	2890	26252	2396	70181
640312 SPORTS FOOTWEAR SKI/SNOWBOARD	1316	1316		
640319 OTHER; SPORTS FOOTWEAR	55539	288169	87075	255777
640320 FOOTWEAR OUTER SOLE OF LEATHER	14742	66908	9096	49604
640340 OTH FOOTWEAR WITH METLTOE CAP	1316	8887	2463	11308
640351 OTH FOOTWEAR SOLE COV ANKLE			58	493
640359 OTH FOOTWEAR OUTERSOLE LEATHE	236	869	38	318
640391 OTH F-WEAR OUTERSOLE COMP LEA	20740	33028		
640399 OTH F-WEAR O/S RUB, PLAS, LEA	129884	497572	120005	478571
640411 SPORTS FOOTWAR SHOES RUB/PLAS	46348	172915	37841	177831
640419 OTH FOOTWEAR OUTER SOLE RUB/PL	359865	1118479	202676	609970
640420 FOOTWEAR OUTERSOLE COMP LEATHR	229	915	47	17006
640510 FOOTWEAR UPPER/COMP LEATHER	308098	1237880	104607	875593
640520 FOOTWEARS UPPER TEX MATERIAL	18414	46205	16382	21425
650200 HAT-SHAPE,PLAITE LINED N/TRIM	27	27		
650400 HATS&OTH HEADGEAR PLAITED	1844	2030	1072	1617
650500 OTH HATS AND HEADGEAR KNITTED	1618	6163	1009	3511
650610 SAFETY HEADGEAR	19342	64458	31028	75881
650691 OTH HEADGEAR RUBBER/PLASTICS		724	6	330
650699 OTH HEADGEAR OF OTH MATIRIALS	541	1666	462	7261
650700 HEADBAND LINING COVERHAT FOUN	775	2956	715	2199
660110 GARDEN OR SIMILAR UMBRELLAS	3519	7647	2261	3858
660191 OTH UMB WITH TELESCOPIC SHAFT		41		
660199 OTH UMBRELA/SUN UMBRELLAS	6355	15231	2456	8192
660200 WALKING STICKS SEAT STICKS		468	37	762
660390 OTH PATS/FITTING UMBRELLAS	79	131		143
670210 ARTICLE MADE ARTIFICIAL FLOWER	5595	10800	1114	5333
670290 ARTIFICIAL FLOWER,FOLIAG O/MAT	16183	69781	6694	24711
670300 HUMAN HAIR DRESSED THINNED BLE	2	2	85	85
670411 COMPLETE WIG OF SYN.TEXT MAT.		14	27	27
670419 OTH BEARD, EYE BROW SYN.TEX MA		1133	44	375
670420 WIGS,BEARDS OF HUMAN HAIR	109	109		3
691090 OTH CERAMIC SINKS WASHBASIN PE	5249	13399		1777

Contd.

10.11 Imports by Economic Categories (Detail)

(In Thousand Rupees)

ITEMS	OCTOBER, 2014	FROM JULY, 2014	OCTOBER, 2013	FROM JULY, 2013
691110 TABLEWARE & KITCHENWARE	148718	565379	87518	294074
691190 OTH HOUSEHOLD ARTICLES OF PORN	33189	89122	17441	36818
691200 CERAMIC TABLEWEAR KITCHENWEAR	2857	17052	381	1241
691310 STATUT ORNAMENT PORCELAIN CHI	89	930		
700992 FRAMED GLASS MIRRORS	10307	33470	5865	24718
701010 AMPOULES	22318	84772	12754	69218
701020 STOPPERS,LIDS AND OTH CLOSURES	5499	19278	5	5584
701190 OTHER, GLASS ENVELOPES	39	428	278	431
701310 INDOOR D?COR OF GLASS CERAMICS	8471	40341	3004	15564
701322 STEMWARE DRIN GLA LEAD CRYSTAL			4	4
701328 OTH STEMWARE DRINKING GLASS	1469	13353	589	839
701333 O-DRINKING GLASS LEAD CRYSTAL		196		
701337 OTH DRINKING GLASS O/T GL-CEMI	2033	20688	1606	6426
701341 G-WARE TABLE,KICH LEAD CRYSTAL	61	73		
701342 G-WARE LINEAR C-EXPENSION-5x10		379		
701349 O-GL-WARE L-C-EX=5x10 T,0-300C	58303	207713	24305	72863
701391 OTH GLASS-WARE OF LEAD CRYSTAL	1153	1943		82
701590 OTH CLOCK/WATCH/NON-CORRETVE	224	367	163	481
701690 OTH PAVING BLOCKS/SLABS/BRICKS	464	4623	63	1708
701710 LAB HYG/PHAR GL-WARE W/N GRADU	3062	18904	6064	19777
701720 LAB HYG/PHAR GLASSWARE L/C=10K	12	709	399	1229
701790 OTH LAB GLASSWARE ETC N.S.	5371	33511	4084	30835
701810 GLASS BEADS, S/PERAL/PRE-STON	80796	270348	19836	72025
701820 GLASS MICROSPHERRES=1MM DIA	9535	19449	18403	28424
701939 OTH WEBS,MATTRESSES,BOARD ETC	66607	213274	66344	195026
701940 WOVEN FABRICS OF ROVINGS		1185	429	11628
701951 OTH WOVEN FABRICS WIDTH=30 CM	505	2884	427	2093
701952 OTH WOV FAB WID<30CM WT<250G/M	3271	3271		32
701990 OTH ARTICLES OF GLASS FIBRES.	20754	109839	24895	73705
711299 OTH WASTE/SCRAP PRECIOUS METAL		19		
711311 ARTICLE OF JEWELLERY OF SILVER	17	297		104
711319 ART OF JEWEL OF OTH PRE METAL	4260	25293	22	59095
711320 ART(JEWELRY)BASE MTL-CLD P-MTL		402		407
711411 ART OF SILVER WARES W/N PLATED		266	119	166654
711419 ART OF PRE METALS W/N PLAT		322	15	92
711510 CATALYST INFORM WIRE/GRIL PLAT	13985	13985		62671
711590 OTH ART PREMET/MET CLAD P/MTL	1300	26431	13	5303
711610 ART NATURAL/CULTURED PEARLS				24
711620 ART PRECIOUS/SEMI-PRE STONES		385		26
711711 CUFF-LINKS/STUDS-BASE METAL	1146	4081	864	2688
711719 OTH IMITATION JEWELLERY B/METL	82890	242773	7204	28190
711790 OTH IMITATION JEWEL B/METL,N.S	32146	142362	38041	172617
731829 OTH COACH SCREW,BOLTS,NUT I/S	21130	67105	33948	81480
731940 SAFETY PINS & OTHER PINS	2970	12025	707	4173
732090 OTHER,SPRING OF IRON AND STEEL	28537	149332	27275	96196
732111 COOKING APPLI&PLATE WARMER GAS	13253	80791	5233	27496
732112 COOK APPLI/PLAT WARMER LIQ FUL				119
732119 O-COKING APPLI INCL SOLID FUEL	5703	16685	101	6587
732181 OTH APPLI FOR GAS & OTH FUELS	4661	7931	17	1420
732182 OTH APPLI FOR LIQUID FUEL	404	2351	543	2125
732189 OTH APPL INCL APPLI SOLID FUEL	171	532	64	83
732290 OTH AIR HEATER&HOT AIR DUSTRBU	825	22893	1466	100768
732310 IRON/STEEL WOOL,POT SCROEL ETC	14280	87501	11248	40911
732391 OTH BUCKETS OF CAST IRON ENAMA	166	262		76
732392 OTH H-HOLD ART CASTIRON ENAMA		518	73	332
732393 OTH DOMESTIC UTEMSILS STA-STEL	6602	21483	1530	4545
732394 OTH DOMESTIC UTENSIL IRON/STEL	17043	54467	9644	28331
732399 OTH H-HOLD ARTCL, PART THEREOF	45915	194224	30981	100378
732410 SINK&WASH BASIN STAINLESS STEL	3166	15731	2237	6335
732421 BATH TUBS CASTIRON W/N ENAMEL	203	1164		174
732429 OTH BATH,SINK,W-BASIN ENA IRON	8812	32034	3673	16454

Contd.

10.11 Imports by Economic Categories (Detail)

(In Thousand Rupees)

I T E M S	OCTOBER, 2014	FROM JULY, 2014	OCTOBER, 2013	FROM JULY, 2013
741539 OTH THREAD ARTICLES OF COPPER	19498	33808	9963	23725
741810 TABLE,KITCH/OTH HOUSEHOLD ARTI	8	43		33
741820 OTH SANITARY WARE,PARTS COPPER	6	238		175
741910 CHAIN,PARTS THEREOF OF COPPER			897	897
741991 CAST,MOULDED,STAM,FORGED,COPPE		722		1310
750720 TUBE OR PIPE FITTING NICKEL	13	13		3469
750810 CLOTH,GRIL NETING OF NICK WIRE	1138	1138		
761490 OTH STRAN WIR,ROP,CABL,PL ALUM	96	49687	198	1098
761510 TABLE,KITCH,POT POLISHPAD ALUM	9982	21872	4783	15244
761520 SANITARY WARE&PATS OFALUMINIU	275	730	122	294
761610 NAILS,BOLT,NUT,SCREW ETC ALUMI	1691	4064	1559	2680
761691 CLOTH,GRIL,FENCING OF ALUM WIR	1482	6882		664
800300 TIN BAR, ROD, PROFILE AND WIRE	60	112		182
810194 OTH UN-WROUGHT TUNGSTEN,BAR RD	50	50		226
810295 OTH MOLYBEDNUM BAR,ROD,SINTER		404	443	1208
820900 PLATE STICK,TIPS TOOL CERMET	6782	19636	3509	24046
821000 HAND-OPERATE MECHANICAL APPL	738	5436	1652	7309
821110 SETS OF ASSORTED ARTICLES	238	558	90	105
821191 TABLE KNIVES HAVING FIX BLADE.	1813	7234	654	2879
821192 OTH KNIVES HAVE FIXED BLADES.	3544	8815	1523	5249
821193 KNIVE OTH THAN FIXE BLADES.	183	528	15	130
821194 BLADES	547	1886	1953	3141
821195 HANDLES OF BASE METAL	8	137		70
821210 RAZORS	66837	277695	155966	349932
821220 SAFETY RAZOR BLADES,	39095	92217	1048	3462
821290 OTHER PARTS	5001	11703	727	2353
821300 SCISSORS,TAILORS,SHEARS BLADE	2114	14150	803	3765
821410 PAPER KNIVES,LETTER OPENER,ETC	12886	39838	8603	17534
821420 MANICURE OR PEDICURE SETS.	3473	16122	1956	6350
821490 OTH ARTICLES OF CUTLERY .	2765	10779	705	3693
821510 SET OF ASORTED ARTICLE-PRECMTL		36	119	196
821520 OTH SETS OF ASSORTED ARTICLE.	636	2654	1016	5014
821599 OTHER ARTICLES	2978	13967	1214	9139
830110 PADLOCKS	35677	224733	29190	108088
830120 LOCKS FOR MOTOR VEHICLES.	2416	14170	1351	9492
830130 LOCKS FOR FURNITURE	65950	233280	29042	102058
830140 OTHER LOCKS	40134	124990	18502	71505
830150 CLASPS AND FRAMES WITH CLASPS.		1047	112	204
830160 PARTS OF LOCKS	1197	7826	1137	6494
830170 KEYS PRESENTED SEPARATELY	1552	5880	450	6452
830210 HINGES	20714	103553	11810	48188
830220 CASTORS	3424	21860	3618	14468
830230 OTH MOUNTING,FITING MOT-VEHICL	65	498	51	445
830241 OTH MOUNTING,FITING BUILDING	622	2378	1202	2407
830242 OTH MOUNTING,FITING FURNITURES	35982	177125	19740	97571
830249 OTH FITINGS OF BASE METAL N.S.	15224	68374	10041	35977
830250 HAT-RACKS,HAT-PEGS,BRACKET&FIX	14309	29146	618	4879
830300 ARMoured/REINFORCED SAF B-MTL.	1675	12075	6707	8777
830400 FILING CARD-INDEX CABINET/TRAY	174	1321	795	1151
830510 FITTING FOR LOOSE-LEAF BINDERS	1830	4582	200	5333
830520 STAPLES IN STRIPS	8966	33609	9683	22738
830590 OTH, INCLUDING PARTS	3430	18176	674	3777
830610 BELLS,GONGS ETC.ELECTRIC METAL	552	2765	53	789
830629 OTH STATUETT OTH ORNAMENT	1157	4200	372	2946
830630 PHOTOGRAPH,PICTURE FRAME MIRROR	12	827	65	902
830710 FLEXIBLE TUBING OF IRON/STEEL	10119	34576	47230	86493
830790 FLEXIBLE TUBING OF BASE METAL	16537	54771	23155	43149
830810 HOOKS, EYES AND EYELETS	21604	90496	24369	88048
830820 TUBULAR OR BIFURCATED RIVET	37483	187583	76588	263873
830890 OTH ARTICLES B/METAL INC/PARTS	41913	161960	25686	90528
830910 CROWN CORKS OF BASE METAL	262	4987		

Contd.

10.11 Imports by Economic Categories (Detail)

(In Thousand Rupees)

ITEMS	OCTOBER, 2014	FROM JULY, 2014	OCTOBER, 2013	FROM JULY, 2013
830990 OTH;SCREW CAPS POURING STOPERS	48636	160575	45456	170419
831000 SIGN-NAME PLATE,ETC.BASE METAL	698	23555	671	1948
831110 COATED ELECTRODE OF BASE METAL	53313	332592	57477	283988
831120 CORED WIRE OF BASE METAL,	4295	12476	366	26749
831130 COATED RODS&CORED WIRE,B/METAL	11938	38135	1094	11303
851290 PARTS OF THE HEADING NO.85.12	933	264564	933	4169
852290 OTH T/COM EQ/AC HD 85.19-85.21	9974	36456	13094	35089
852321 CARDS INCORPORTAING MAG STRIPE	4695	32256	9848	25948
852329 MAGNETIC DISCS	4579	12101	6004	19262
852341 OTHER OPTICAL MEDIA UNRECORDED	5789	394748	6596	22299
852349 OTHER OPTICAL MEDIA	337037	1328909	16572	34228
852351 SOLID STATE NON-VOLATILE STORA	13418	102653	16898	46251
852352 SMART CARDS SEMICONDUCT MEDIA	138534	594698	234778	993451
852359 PROXIMITY CARDS AND TAGS	12461	70438	38475	106931
870990 PARTS,H-NO.87.09 OF WORK TRUCK	1566	2396	7481	7827
871499 OTHER,PARTS AND ACCESSORIES	7321	40809	8252	34658
880390 OTH PARTS OF H-88.01 OR 88.02	292250	1238125	377263	777891
902000 OTH BREATHING APP & GAS MASK,	10982	61650	11867	50555
902110 ORTHOPAEDIC/FRACTURE APPLIANCE	1729	11290	12758	24643
902121 ARTIFICIAL TEETH	23	889		16
902129 OTHER; DENTAL FITTINGS	433	5064	55	4338
902131 ARTIFICIAL JOINTS	10223	97874	9374	64615
902139 OTH ARTIFICIAL PARTS OF BODY	123757	541696	161869	506039
902140 HEARING AIDS,EXCL PART/ACCESSO	7403	32901	404	9701
902150 PACEMAKER STIMULAT HEART MUSCL	25268	103863	27207	47011
903300 PARTS& ACCE OF HEARING AIDS	22686	81338	8724	72769
910111 WRIST WATCH,ELE OPE,MECH DISPL	121	603		
910119 O-W-WATCH ELECTRICALLY OPERATED	3215	41876	361	3482
910129 O-W-WATCH,W/N INCO.STOP WATCH	66	215	23	64
910191 OTH. POCKET-WATCH ELE OPERATED				12
910199 O-WATCHES INCL STOP WATCHES	203	492	387	1664
910211 W-WATCH,MACH DISPL O/TH H-9101	146	8328	98	218
910212 W-WATCH,OPTO ELECTRONIC DISPLY				11
910219 O-W-WATCH W/N INCOR STOP WATCH	13869	66749	4991	33760
910229 O-W-WATCH O/THAN H-9101	83257	349846	132821	503257
910299 O-POCKET/STOP WATCH O/T H-9101	25	42804		9
910310 CLOCK WATCH MOVE ELECT OPERATD				142
910390 OTH,CLOCKS WATCH MOV EX.91.04		2548		
910400 INS PANEL CLOCK-AIR&SPACECRAFT			37	80
910511 ALARAM CLOCK,ELECTRICALLY OPE.	857	2816	706	2041
910519 OTHER, ALARAM CLOCK	834	9595	447	4786
910521 WALL CLOCK,ELECTRICALLY OPERAT	967	1621	215	959
910529 OTHER WALL CLOCKS	1682	11389	980	4177
910591 OTH,CLOCK ELECTRICALLY OPERATD	1126	3115	7	304
910599 OTHER CLOCKS	1000	2654	1313	2853
910610 TIME-REGISTER,TIME RECORDERS	120	2708	120	1131
910690 OTH,TIME OR DAY RECORDING APPA	2739	8538	1513	6783
910700 TIME SWITCHES WITH CLOCK/WATCH	9341	30351	5620	33946
910811 WATCH MOVE ELEC.OPE MACH DISPL		1697	12	12
910819 OTH,WATCH MOVE ELECT.OPERATED	376	376	331	509
910890 OTH,WATCH MOVE COMPLETE ASSEMB	10	170	501	640
910910 ELE OPER.CLOCK MOVE COMP/ASSEM	39	270		
910990 OTH CLOCK MOVEMENT COMP&ASSEMB	404	4352	305	1006
911011 COMP MOVE,UNASSEMBLED WATCH	20	497	153	2674
911012 INCOM MOVE,ASSEMBLED OF WATCH				169
911019 ROUGH MOVEMENTS,OF WATCHES		61		
911090 OTH,COMP MOVE WATCH/CLOCK UN-A	705	3114	58	3839
911120 WATCH CASES BASE METAL,W/N G/S			21	21
911180 OTHER;WATCH CASES	30	912		178
911190 PARTS OF WATCH CASES	1516	5482	1485	6475
911220 CLOCK CASE&CASE OF SIMIL GOODS	1318	3256	1052	2239

Contd.

10.11 Imports by Economic Categories (Detail)

(In Thousand Rupees)

ITEMS	OCTOBER, 2014	FROM JULY, 2014	OCTOBER, 2013	FROM JULY, 2013
911290 PART OF CLOCK CASE/SIMILR CASE	131	320	154	1244
911320 WATCH STRAPS,BAND OF BASE METL	20	212	68	88
911390 OTH,WATCH STRAPS,BANDS PART	478	2072	1551	4157
911430 DIALS	27	97	18	41
911490 OTH;CLOCKS OR WATCH PARTS,N.S.	930	4359	999	2954
920190 OTH,HARPSICHORD KEYBOARD STRIN				291
920210 OTH STRING PLAYED WITH A BOW		115		
920290 OTH,STRING MUSICAL INSTRUMENTS	41	1770	512	1017
920590 OTH,WIND MISICAL INSTRUMENTS,NS	53	53		
920600 PERCUSSION MUSICAL INSTRUMENTS	29	99	20	20
920790 OTH,MUSICAL INSTRUMENTS	115	1794	545	1300
920810 MUSICAL BOXES	703	997	124	293
920890 OTH;MECHANICAL STRET ORGAN,INS	1217	6160	1435	6219
920930 MUSICAL INSTRUMENT STRINGS				25
920992 PARTS&ACCE MUSICAL INS H-92.02		126	12	12
920999 OTH;PARTS&ACCE(CARDS,DISCS)				13
930120 GRENADE/ROCKET LAUNCHERS		753		
930190 OTHER MILITARY WAPONS		5268		299
930200 REVOLVERS PISTOLS,O/TH93.3.04	71541	246200	37483	109183
930320 OTH,SPORTING,HUNTING SHOTGUNS	1775	34206	4782	34475
930390 OTH;FIREARMS,DEVIC OPE FIR EXP	193	29723		
930400 OTH,ARMS OF HEADING NO.93.07	1026	6886		1486
930510 PARTS ACCE OF REVOLVERS,PISTOL		423		179
930621 SHORTGUN CARTRIDGES		1389	3364	8676
930630 OTH,CARTRIDG & PARTS THEREOF.	7864	77114	209	14025
930700 SWORDS,CUTLASSES,BAYONETS,LANC	171	171		
940110 SEATS OF A KIND USED,AIRCRAFT.	523	720		
940120 SEATS FOR MOTOR VEHICLES.	1868	8234	23	2419
940130 SWIVEL SEATS VARIABLE HEIGHT.	8910	30619	11105	11342
940140 SEATS O/THN GARDEN SEATS,CAMP	59	7833	10691	20465
940151 SEATS OF CANE,OSIER,BAMBOO.	583	2372		
940159 OTH SEATS AND PARTS THEREOF		775		612
940161 OT,SEATS UPHOLSTERED WOOD FRAM	319	2253	769	1691
940169 OTHER SEATS,WITH WOODEN FRAMES	2605	6745	642	17448
940171 OT-SEATS UPHOLSTERED METALFRAM	3634	11884	3162	12460
940179 OTHER SEATS;WITH METAL FRAMES	16586	53849	5332	19677
940180 OTHER SEATS WITH METSL FRAMES	7409	48775	3987	9708
940190 PART OF THE SEATS OF H-94.01.	140118	639405	59342	250560
940310 METAL FURNITURE USED IN OFFICE	4367	11293	1440	8592
940320 OTH,METAL FURNITURE O/THN OFFI	12350	44600	6104	28953
940330 WOODEN FURNITURE-OFFICE USE	3979	22842	7680	23849
940340 WOODEN FURNITURE-KITCHEN UES	1129	20582	1571	12358
940350 WOODEN FURNITURE FOR BEDROOMS	15713	69324	11869	44937
940360 OTHER WOODEN FURNITURE	8806	68469	35018	84831
940370 FURNITURE OF PLASTICS	3847	23056	1334	12751
940381 FURNITURE OF OTHER MATERIAL		298		
940389 OTHER FURNITURE OF CANE, OSIER	17071	22706	987	4645
940390 PARTS FURNITURE H -NO.94.03.	4369	17664	6606	17058
940410 MATTRESS SUPPORTS	2507	3632		421
940421 MATTRESS CELLU RUBBER/PLSTIC	318	1176		2563
940429 MATTRESS OF OTHER MATERIALS	183	836	11	115
940430 SLEEPING BAGS		227	93	93
940490 OTH,ARTI BEDDING&SIMI FURNISH.	11825	23134	421	9702
940510 CHANDELIERS & OTH ELE CEILING.	120767	541100	38085	224475
940520 ELECTRIC TABLES,DESK,BEDSIDE	6618	24836	3581	6690
940530 LIGHTING SETS CHRISTMASTREES	8279	14500	535	1701
940540 OTH ELE LAMPS,LIGHTING FITTING	192789	489126	69804	182998
940550 NON-ELE LAMPS LIHTING FITTING.	214	15063	270	555
940592 PARTS OF PLASTIC H-94.05,N.E.S	14	2486	297	389
940600 PREFABRICATED BUILDINGS.	232203	935748	222168	651437
950300 TRICYCLES,SCOOTERS,PADAL CARS	296925	1451749	262452	939117

Contd.

10.11 Imports by Economic Categories (Detail)

(In Thousand Rupees)

ITEMS	OCTOBER, 2014	FROM JULY, 2014	OCTOBER, 2013	FROM JULY, 2013
950420 ARTI&ACCE, BILLIARDS ALL KIND	583	13326	1808	7493
950430 OTH GAMES OPERATED BY COIN	4922	23415	15099	20694
950440 PLAYING CARDS	5776	18789	3069	11436
950450 VIDEO GAMES CONSOLES&MACHINES	29	453		1539
950490 OTH;ARTICLES FOR FUNFAIR, TABLE	2505	20269	1855	9628
950510 ARTI FOR CHRISTMAS FESTIVITES.	1485	1577	897	991
950590 OTHER ENTERTAINMENT ARTICLES	24978	62246	11048	44963
950619 OTH;SNOW SKI EQUIPMENT.	21	79		
950629 OTH;WATER SKI,SURF BOARD W-SPO	162	525		176
950631 GOLF CLUBS COMPLE/OTH GOLF EQU		554		229
950632 GOLF BALLS	155	2955		226
950639 OTHER;GOLF EQUIPMENTS	196	431		849
950640 ARTI,EQUIP FOR TABLE-TENNIS.	471	3238	54	89
950651 LAWN-TENNIS RACKETS,W/N STRUNG		666	50	319
950659 OTH; BADMINTON,SIMILAR RACKET	6427	28962	4527	18930
950661 LAWN TENNIS BALLS	7045	48518	5070	29484
950662 INFLATABLE BALLS	6462	8860	820	15911
950669 OTH BALL O/THN GOLF,T-TEN BALL	1793	15869	1439	11269
950670 ICE SKATES,ROLLER INCL SKABOOT	659	1393	185	383
950691 EQUIP. FOR OTHER PHY EXERCISE	38177	248493	30817	167081
950699 OTHER;SPORTS GOODS N.E.S.	17269	125588	63746	252022
950710 FISHING RODS	232	494		17
950720 FISH -HOOKS,W/N SNELLED	1155	2514	573	573
950730 FISHING REELS	27	37		
950790 OTH LINE FISHING TACKLE NETS	103	594	279	1187
950890 SWINGS,SHOOTING GALLERIES ETC.	9148	57321	467	34491
960110 WORKED IVORY,ARTICLES OF IVORY	115	513		165
960190 OTH,ANIMAL CARVING MATERIL,ART	33	96	28	933
960200 WORKED VEGE,MINERAL MATERIAL	104785	1671613	72958	285638
960310 BROOM,BRUSHE,CONS TWIN,VEG-MAT	341	3888	224	4830
960321 TOOTH BRUSHE,INCL DENT-PLA BRU	25085	174683	36130	142550
960329 OTH;SHAVING,HAIR,NAIL BRUSHES.	7441	28305	8116	32926
960330 ARTST,WRITING,SIMILAR BRUSHES	2350	11539	484	2205
960340 PAINT,DISTEPER,VARNISH BRUSHES	950	8176	2741	6612
960350 OTH BRUSHES CONSTI PART MACHIN	2228	13174	3030	10848
960390 OTH;HAND OPE MECHNICAL F-SWEPR	20737	94547	7769	24350
960400 HAND SIEVES AND HAND RIDDLES.	392	795		
960500 TRAVEL SETS FOR PERSONALTOILE.	5	978	14481	14499
960610 PRESS-FASTENERS,SNAP-FASTENER.	3727	71046	9934	75172
960621 BUTTON OF PLASTICS,NOT COVERED	40627	159651	21999	100355
960622 BUTON OF BASE METAL,COVER TXT	35356	134948	40329	159142
960629 OTHER BUTTONS	122958	462418	173495	600942
960630 BUTTON MOULD,PART,BUTTON BLANK	194	2388	1411	3394
960711 SLIDE FASTENER FIT CHAIN SCOP.	21099	139971	38284	133419
960719 OTHER;SLIDE FASTENERS	176707	883431	208973	751591
960720 PARTS; SLIDE FASTENERS	25063	84109	155592	491739
960810 BALL POINT PENS	12549	59370	6987	33568
960820 FELT TIPPED.PORUS TIPPED PEN	30444	85795	27025	38444
960830 FOUNTAIN PEN,STYLOGRADH PEN	7000	33268	9644	23690
960840 PROPELLING OR SLIDING PENCILS			40	68
960850 SETS OF ARTICLS FROM TWO FOR-H	530	1785	423	1289
960860 REFILLS FOR BALL POINT PEN.	10911	38214	4081	30780
960891 PEN NIBS AND NIB POINTS	28942	70979	19506	93224
960899 OTH;PEN,PENCILE,SIMILAR HOLDER	18709	67464	18522	50412
960910 PENCILS&CRAYON W-LEADS ENCASD.	51962	270966	279	126467
960920 PENCIL LEADS,BLACK OR COLOURED	28059	69275	52965	83740
960990 OTH;PENCIL,DRAWING CHARCOALS.	8902	33060	8093	25565
961000 SLATES&BOARDS,WRITNG/DRAWIN	1987	5878	317	1679
961100 DATE,SEALING OR NUMBERING STAM	1726	6122	467	1302
961210 TYPEWRITER OR SIMILAR RIBBONS	12732	45093	6230	31547
961220 INK-PADS	60	329	100	100

Contd.

10.11 Imports by Economic Categories (Detail)

(In Thousand Rupees)

ITEMS	OCTOBER, 2014	FROM JULY, 2014	OCTOBER, 2013	FROM JULY, 2013
961310 POCKET LIGHTERS,GAS FUELLED	11412	36439	3351	36164
961320 POCKET LIGH,GAS FUELL,REFILLAB	108	2885	49	7740
961380 OTHER LIGHTERS	1202	3674	1396	7912
961390 PARTS OF CIGARETTE LIGHTERS		438	7	1329
961400 SMOKING PIPE&CIGAR OR CIG.HOLD	1291	2015	298	1212
961511 COMBS,HAIR-SLIDES,OF HARD RBER	1639	6039	1252	6491
961519 OTH;HAIRPINS,CURLING PINS,LIKE	3256	11296	4224	12192
961590 OTH;COMES HAIR-SLIDES,LIKE,PAR	34129	186198	36722	137044
961610 SCENT SPRAY SIMI TOILET SPRAY	19188	57714	8232	18093
961620 POWDER-PUFFS&PADS FOR APPLICA	642	3970	232	963
961700 VACCUM FLASKS&OTH VACUM VESS	43950	150305	54612	123518
961800 TAILORS,DUMMIERS&OTH LAY FIG.	6120	22509	2958	10547
970110 PAINTING,DRAWING,PASTELS.	787	2483	148	243
970190 OTH COLLAGES&SIMI DECORATIVE	403	2853	285	1276
970200 ORIGINAL ENGRAVINGS,PRINTS.				85
970300 ORIGINAL SCULPTURES&STATUARY		8919		6303
970500 COLLECTIONS&COLLECTORS, PIECS.		284	1308	1308
990900 TRANSACTIONS LESS THAN RS.1000	402	2851	16979	35385
991000 SAMPLES HAVING NO-COMMER VALUE	70460	228835	23226	98522
2. RAW MATERIAL TOTAL (A + B)	239741089	989757466	212739567*	929498746
A. CONSUMER GOODS TOTAL	207506039	856931429	190642082*	834992741
050400 GUTS,BLADERS,STOMACH OF ANIMAL	289	2553	98	1769
050590 OTH SKINS AND PARTS OF BIRDS	27812	74587	3748	33066
050610 OSSEIN,BONES TREATED WITH ACID	4115	16892	15194	33744
050690 OTH POWDER & WASTE OF BONES	228	2982	224	1655
050790 OTH TORTOISE-SHELL WHALEBONE		2446		9250
050800 CORAL&SIMILAR MATERIAL/POWDER	140	140		10847
051000 AMBERGRIS,CASTOREUM CIVET,MUSK	220	266	76	197
051110 BOVINE SEMEN	16793	26019	19918	42135
051199 OTH ANIMAL PRODUCTS NOT ELSWHE	392	392		13
060110 BULBS TUBERS,TUBEROU,ROOT,ETC	5723	28122	10667	28116
060210 UN-ROOTED CUTTING AND SLIPS	81	373	205	740
060220 TREES,SHRUBS,BUSHES,GRAFTED				800
060240 ROSES,GRAFTED OR NOT			271	271
060290 OTHER LIVE PLANTS	1764	22291	7461	13736
060311 ROSES FRESH	241	1258	160	791
060313 ORCHIDS FRESH		13		268
060314 CHRYSANTHEMUMS FRESH	3300	11282	1527	7314
060315 LILIES FRESH		490	93	203
060319 OTH FRESH FLOWER,BUDS FOR BOUQ	1256	3951	523	2061
060390 OTH FLOWERS & FLOWERS BUDS	35	126	149	585
060490 O.PARTS OF PLANTS FOR BOUQUETS				93
110812 MAIZE (CORN), STARCH	4486	16415	1197	8773
110813 POTATO, STARCH	39308	175910	18806	102040
110814 MANIOC (CASSAVA) STARCH	967	18483	1148	8827
110819 OTHER STARCHES	2188	2332		12
110820 INULIN	3128	4831		3876
110900 WHEAT GLUTEN,WHETHER/NOT DRIED	8589	27515	9760	16094
120110 SOYA BEAN SEED	148645	546216		
120190 SOYA BEAN,W.OR-N-BROKEN/SHELED	103239	103359		
120230 GROUND-NUTS SEED		35		
120241 OTH GROUND NUTS IN SHELL	11097	14468	2936	45975
120242 GROUND-NUTS SHELLED BROKEN/N-B	35548	126214	12752	87945
120300 COPRA	156372	604355	129251	537227
120510 LOW ERUCIC ACID RAPE/COLZASEED	4135687	33538472	364712	12169499
120590 OTHER RAPE/COLZA SEED	615	74757		

Contd.

10.11 Imports by Economic Categories (Detail)

(In Thousand Rupees)

ITEMS	OCTOBER, 2014	FROM JULY, 2014	OCTOBER, 2013	FROM JULY, 2013
120600 SUNFLOWER SEED,WHETH/NOT BROKE	217401	494930	351338	475033
120740 SESAMUM (SESAME) SEEDS		2148		
120750 MUSTARD SEEDS	102	51344		17643
120770 MELON SEEDS	1131	1471		
120799 OTH,OIL SEED/OLEAGINOUS FRUITS	21789	55142	10661	21736
120810 FLOUR AND MEALS OF SOYA BEANS		1341		971
120910 SUGAR BEET SEED USE FOR SOWING		61720	66	49840
120921 LUCERNE (ALFALFA) SEED	89586	135620	48482	263533
120922 CLOVER (TRIFOLIUM) SEED	431031	1545185	378714	891653
120925 REY GRASS SEED	2059	2059		
120929 OTHER SEEDS OF FORAGE PLANTS	543	81114	1276	96812
120930 SEED OF HERBACEOUS PLANTS		3603		98
120991 OTHER; VEGETABLE SEEDS	219894	1195733	200125	886795
120999 OTH SEEDS OF FRUIT FOR SOWING	128062	670797	78691	443108
121190 OTH PLANTS AND PARTS OF PLANTS	41042	239602	61706	256943
121221 SEAWEDS/ALGAE FIT FOR HUMAN		553	83	112
130190 OTH;NATURAL GUM,RESIN & BALSAM	29883	95998	16640	65142
130212 SAP AND EXTRACTS OF LIQUORICE		367		
130219 OTH SAPS & EXTRACT OTH VEG SAP	19034	121847	44273	103812
130220 PECTIC SUBSTANCES,PECTINATES	16174	28224		8278
130231 AGAR-AGAR	5542	24929		10650
130232 MUCILAGES&THICKENERS,LOC SEED	14691	39710		22651
130239 OTHER MUCILAGES AND THICKENERS	14821	118250	15514	35098
140110 BAMBOOS	2542	6367	2509	6144
140120 RATTANS	1951	21521	5182	13705
140490 TENDU LEAVES(BIDI LEAVES)	254787	900356	238789	833783
150190 POULTRY FAT OTH THAN H-02.09	4275	8655		10577
150210 TALLOW (OTHER THAN OF H-15.03)	146555	696935	90465	620401
150410 FISH-LIVER OILS THEIR FRACTION		1622		
150500 WOOL GREASE,CRUDE,FETTY SUBS	11417	23586	1558	18728
150600 OTH ANIMAL FATS AND OILS/FRACT		1715		3550
150710 SOYABEAN OIL & ITS FRACT CRUDE	97939	3292787	541566	3143465
150790 OTH SOYABEAN OIL & IT FRACTION	139442	185542	12762	95279
150890 OTH GROUND NUT OIL & ITS FRACT	386	1165	1470	3206
150910 OLIVE OIL & ITS FRACT (VIRGIN)	14216	38057	11020	18785
150990 OTH OLIVE OIL & ITS FRACTIONS	46713	178209	34704	115117
151000 OTH OIL/FR,INCL BLENDS OF OIL	204	1961		
151110 PALM OIL & ITS FRACTIONS CRUDE	704709	2593566	539060	4152527
151190 OTH PALM OIL & ITS FRACTIONS	15766255	62310112	15780744	59525519
151219 OTH SUNFLOWER SEE&SAFLOWER OIL	1636	24151	999	3749
151311 COCONUT OIL,ITS FRACTION CRUDE	14008	52541	12537	22862
151319 OTH COCONUT OIL,ITS FRACTIONS	76209	212978	30375	133973
151329 OTH PALM KERNEL/BABASSU OIL	68059	368180	114551	350358
151519 OTH LINSEED OIL & ITS FRACTION		341		380
151529 OTH MAIZE OIL & ITS FRACTIONS	2056	12563	815	9466
151530 CASTOR OIL AND ITS FRACTIONS	3682	4274	250	865
151550 SESAME OIL & ITS FRACTIONS	157	807		3
151590 OTH FIXED VEGETABLE OILS/FRACT	941	5887	13	8000
151620 VEG FATS/OILS AND ITS FRACTION	201163	616611	131239	465118
151710 MARGARINE,EXCL LIQUID MARGARIN	16944	53377	18098	63872
151790 OTH MARGARIN,EDIB MIX/PREP ETC	201652	424351	108932	239595
151800 ANIMAL/VEG FAT/OILOXIDISE ETC	13454	39933	10232	32298
152000 GLYSEROL,CRUDE WATER & LYES	2931	8732		16001
152110 VEG WAX WHETHER OR NOT REFINED	381	1581	4401	6411
152190 OTH BEES WAXES,OTH INSECT WAX	7639	25902	8848	23097
152200 DEGRAS,RESIDUES ANIM/VEG WAXES	2257	9367	20451	57624
160100 SAUSE,PROD MEAT-FOOD PREP OFFL	1352	2815	545	1961
220720 ETHYL ALCOHOL/OTH SPIRITS DEN		48		
240120 TOBACO-WHOLY/PARTLY STE/STRIP	187457	512713	173656	397015
240130 TOBACCO REFUSE	283	1038	263	3470
251010 AAT,C/PHOS,ALUM/C/PHOS&PH/CUG	222716	509171	805980	1630080

Contd.

10.11 Imports by Economic Categories (Detail)

(In Thousand Rupees)

ITEMS	OCTOBER, 2014	FROM JULY, 2014	OCTOBER, 2013	FROM JULY, 2013
251020 AAT,C/PHOS,ALUM/C/PHOS&PH/CGD			395	395
270810 PITCH				5442
270900 PETROLEUM OILS FROM BITUMINOUS	48608085	197977170	44316242	201783903
271019 KEROSENE,INCL KER.TY. JET FUEL	54247927	230271976	58001635	254372680
271020 PETROLEUM OILS(OTH THAN CRUDE)		4480		817
271091 WASTE OIL (PCBs),(PCTS),(PBBS)	6	6		
271099 OTH WASTE OILS		1247	1279	1626
271111 NATURAL GAS,LIQUIFIED			300	300
271112 PROPANE, LIQUIFIED	634	15217		873
271113 BUTANES, LIQUIFIED		356		26
271114 ETHYLENE,PROPYLENE,BUTYLENE	12	54758	11349	83954
271119 OTH GAS HYDROCARBONS LIQUIFIED	1291902	1873581	133380	1643320
271121 NATURAL GAS,IN GASEOUS STATE		169		
271290 OTH PETROLEUM WAX ETC	36057	203588	34966	215675
271311 PETROLEUM COKE;NOT CALCINED		207681		
271312 PETROLEUM COKE; CALCINED	9650	16806		3031
271320 PETROLEUM BITUMEN	59603	301554	19240	205113
271490 OTH BITUMEN & ASPHALT NATURAL.		7473	159	1165
290110 SATURATED ACYCLIC HYDROCARBONS	1388	6689	908	20567
290121 UNSATURATED ETHYLENE.	1224820	4068191	1287914	3303648
290129 OTH UNSATURATE ACYCLIC HYDCARBON	222	2823		3199
290211 CYCLOHEXANE		124		21
290219 OTH CYCLANES/CYCLOTERPENES	15688	83159	10666	48733
290220 BENZENE, PURE		38		
290230 TOLUENE, PURE	108695	282008	43499	350805
290241 O-XYLENE	254029	1004412	443705	905368
290242 M-XYLENE		84		
290243 P-XYLENE	3428513	15134369	4552087	17452081
290244 MIXED XYLENE ISOMERS	6214	16855		2021
290250 STYRENE	884682	2506269	764304	3100289
290260 ETHYLBENZENE			5147	5147
290290 OTH CYCLEC HYDROCARBONS	34455	123908	7025	51572
290311 CHLOROMETHANE,& CHLOROETHANE	540	540		
290312 DICHLOROMETHANE(METHYLEN CHLRD)	36131	114995	12174	65505
290313 CHOLOROFORM(TRICHLOROMETHANE)	21743	90649	36188	91591
290315 ETHYLENE DICHLORIDE(1,2-DI CH)	215477	626909		
290319 OTH SATAR DERIV ACYCL HYDCARBON	7488	15970	3488	4708
290321 UNSATURATED VINYL CHLORIDE				197869
290322 UNSATURATED TRICHLOROETHYLENE	20721	136495	19682	73767
290323 UNSATURATE TETRACHLOROETHYLENE	14846	39419	4113	19306
290329 OTH UNSATUR DERIV ACYCL H'CARB				5
290339 OTH FLUORINATED,BRO DERIVATIES	75996	280325	22999	143606
290371 CHLORODIFLUOROMETHANE		41399		47734
290373 DICHLOROFLUROETHANES		10467		8305
290377 PENTACHLOROFLURO METHANE		2360	1726	5057
290379 OTH CHLORODIFLUOROMETHANE	24268	185547	22886	120894
290391 CHLOROBENZENE,O-DI/P-DI CHLORO		3146		45
290399 OTH HALOGENATED DERIV H.CARBON	1797	15410		10
290410 DERIV SULPHO GRP IT SALT/EYHYL	8115	34514	9722	34950
290420 DERIVAT ONLY NITRO/NITRO GROUP		16833	2480	5952
290490 OTH,SUPHO,NITRAT NITROS H'CARB	3120	13822	3387	9915
290511 SATURAT METHANOL(METHYL ALCHL)	389974	1168792	422208	1376654
290512 PROPYL/ISOPROPYL ALCOHOL	110887	517257	85173	410483
290513 SATUR BUTAN-I-01(N-BUTYLALVHL)	4351	16100	3171	15609
290514 OTHER SATURATED BUTANOLS	4783	74112	14784	56101
290516 SATUR OCTANOL/ISOMERS THEREOF	286656	978689	201828	1464930
290517 DODECAN-1-01HEXADECAN/OCTADEC	5791	17362	6490	26316
290519 SATUR MONOHYDRIC ALCOHOLS	10659	24709	1302	9662
290522 UNSATUR ACYCLIC TERPENE ALCOHL	2228	23800	231	10114
290529 OTH UNSATUR MONOHYDRIC ALCOHOL		2707		6060
290531 ETHYLENE GLYCOL(ETHANEDIOL)MEG	1846144	7274093	3297126	11269403

Contd.

10.11 Imports by Economic Categories (Detail)

(In Thousand Rupees)

ITEMS	OCTOBER, 2014	FROM JULY, 2014	OCTOBER, 2013	FROM JULY, 2013
290532 PROPYLEN GLYCOL(PROPAN-1,2-DIO	154023	485597	100159	338619
290539 OTHER, DIOLS	6513	16630	7207	11654
290541 2-ETHYL-2(HYDROXYMETHLY-PROPAN		9201		
290542 PENTAERYTHRITOL	30476	166838	15184	167592
290543 MANNITOL	3866	43190	10461	37353
290544 D-GLUCITOL (SORBITOL)	398	4263	6240	9174
290545 GLYCEROL	69095	232154	62490	176930
290549 OTHER,POLUHYDRIC ALCOHOLS	2196	9286		925
290559 OTHER HALOGENATED, SULPHONATED	385	4621		1997
290611 MENTHOL	20774	87903	31774	139386
290612 CYCLOEXANOL,METHYL/DIMETHYL				2762
290613 STEROLS AND INOSITOLS	947	8859		5454
290619 OTH,CYCLANIC,CYCLNIC CYCLOTER	3800	31253	7338	31874
290621 BENZYL ALCOHOL	10173	28965	4641	22764
290629 OTH,AROMATIC CYCLIC ALCH HALOG	7112	18215	4124	14230
290711 PHENOL(HYDROXYBENZENE)IT SALT	21611	127325	42717	155754
290712 CRESOLS AND THEIR SALTS		1778		89
290713 OCTYLPHENOL,NONYLPHENOL/ISOMER		2256		
290715 NAPTHOLS & THEIR SALTS		3990		2650
290719 OTHER MONOPHENOLS	370	5144	878	7746
290721 RESORCINAL AND ITS SALTS	856	1739	425	11173
290722 HYDROQUINONE (QUINOL)ITS SALT	2650	4304	1591	4368
290723 4,4-ISOPROPYLDENEDIPHENOL/SALT	8394	25920		
290729 OTHER, POLYPHENOLS	6874	26486	3631	23296
290819 OTH DERI CON ONL HALOGEN SUBST	93	7549	437	3730
290891 DINOSEB (ISO)AND ITS SALTS		81		
291511 FORMIC ACID	14433	83258	12099	87182
291512 SALTS OF FORMIC ACID	27799	197093	47959	176165
291513 ESTERS OF FORMIC ACID		746		640
291521 ACETIC ACID	332647	888840	400486	788918
291524 ACETIC ANHYDRIDE				753
291529 OTH,ACETIC ACIDE & ITS SALTS	3150	28998	642	11471
291531 ETHYL ACETATE	4783	19229		18759
291532 VINYL ACETATE	188175	644366	214053	617980
291533 N-BUTYL ACETATE			2480	2480
291536 DINOSEB (ISO) ACETATE	697	697		
291539 OTHER,ESTERS OF ACETIC ACID	127944	530621	56609	312160
291540 MONO/DI/TRICHLOROACETIC ACID-S	887	1804		3158
291550 PROPIONIC ACID,ITS SALT/ESTERS	2509	35112	4695	16109
291560 BUTYRIC/VALERIC ACID/SALT/ESTR	24337	88550	26129	63839
291570 STEARIC ACID	10339	67897	5232	34840
291590 OTH SAT ACYCLIC MONOCARBOXYLIC	87093	310092	63049	212481
291611 UNSATU ACRYLIC ACID/ITS SALTS	11156	69769	10336	89898
291612 UNSATURATE ESTER ACRYLIC ACID	132980	690494	173078	622515
291613 UNSATU METHACRYLIC ACID/SALTS	497	4622	10285	23623
291614 UNSATU ESTER,METHARYLIC ACID	63794	211466	41193	180961
291615 OLEIC,LINOLEIC/LINOLENIC ACID	1786	4575	4906	6753
291619 OTH UNSAT ACYCLIC M/CARBOX ACID	3213	37955	4373	38235
291620 CYC-LANIC,LENIC LOTEPHENI ACID	6280	36081	4257	18482
291631 BENZOIC ACID,ITS SALTS/ESTERS	10763	108501	28636	65515
291632 BENZOYL PEROXIDE/BENZYL CHLRID		6027		5161
291634 PHENYLACETIC ACID & ITS SALTS		1041		36
291639 OTH,ARMATIC MONOCARBOXYIC ACID	88831	300268	93721	184241
291711 OXALIC ACID/ITS SALTS/ESTERS	16526	53941	16111	36437
291712 ADIPIC ACID,ITS SALTS/ESTERS	30898	121564		8164
291713 AZELAIC/SEBACIC ACID/SALT/ESTR	10560	15702		119
291714 MALEIC ANHYDRIDE	11601	70205	7443	25791
291719 OTH ACYCLIC POLYCARBOXYL ACID	3223	15585	3011	37365
291720 CYC-LANIC,LENIC LOTERPENC ACID		6320	7372	10956
291732 DIOCTYL ORTHOPHTHALATES			1071	3521
291733 DINONY/DIDECYL ORTHOPHALATES				98

Contd.

10.11 Imports by Economic Categories (Detail)

(In Thousand Rupees)

ITEMS	OCTOBER, 2014	FROM JULY, 2014	OCTOBER, 2013	FROM JULY, 2013
291734 OTH ESTERS ORTHOPHTHALIC ACID	28011	60860	13856	44254
291735 PHTHALIC ANHYDRIDE	63806	233691	3427	39880
291736 TERPHTHALIC ACID AND ITS SALTS	102595	856097	482568	953926
291739 OTH POLYCARBOXYLIC ACIDS/DERIV	44923	187084	23492	113023
291811 LACTIC ACID,ITS SALTS/ESTERS	9953	54096	8020	45324
291812 TARTARIC ACID	7841	23614	3108	25736
291813 SALT & ESTER OF TARTARIC ACID	643	762	9	639
291814 CITRIC ACID	92553	452188	35499	257976
291815 SALTS & ESTER OF CITRIC ACID	12392	81995	8351	59546
291816 GLUCONIC ACID,SALTS & ESTERS	27967	177382	38961	176730
291819 OTH CARBOXYLIC ACID W/ALCOHOL	20405	39864	7430	38617
291821 SALICYLIC ACID AND ITS SALTS	523	8309	1952	10503
291822 O-ACETYLSALIC ACID/SALT/ESTER	15282	49220	2147	8806
291823 OTH ESTER,SALICYLIC ACID/SALTS	680	3751	708	3172
291829 OTH CARBOXYLIC ACID+PHENOL FUN	12621	43064	18128	48963
291830 CARBOXYLIC ACID+ALDEHYDE/KETON	15847	45388	802	13393
291891 2,4,5-T(ISO)(2,4,5-TRICHLOROPH		2620	5637	9062
292990 OTH COMP WITH OTH NITROGN FUNC	23859	87248	14345	66031
293020 THIOCARBAMATE/DITHIOCARBAMATES	41028	570438	14156	168434
293030 THIURAM MONO-,DI-,TETRASULPHID	36756	37368	18028	30719
293040 METHIONINE	283748	1243231	193245	698325
293090 OTHER ORGANO-SULPHUR COMPOUNDS	160276	197359	4284	84694
293110 TETRAMETHYL LEAD&T-ETHYL LEAD	3850	11479	92	9554
293190 OTH O-ALKYL&(O-2-(DIALKYL,COMP	107045	276439	60790	175271
293211 TETRAHYDROFURAN		288	6	84
293212 2-FURALDEHYDE (FURFURALDEHYDE)				37418
293219 OTH COMP UNFUSED FURAN RING	4898	28325	2639	17475
293220 LACTONES	27156	66067	4712	39410
293299 OTH HETEROCYCLIC COMP W/OXYGEN	126972	416466	61001	285975
293311 PHENAZONE & ITS DERIVATIVE	1514	8433	771	5703
293319 OTH COMP UNFUSE PYRAZOLE RING	9115	22897	5368	18521
293321 HYDANTOIN AND ITS DERIVATIVES	1655	5061	1867	4888
293329 OTH COMP UNFUSE IMIDAZOLE RING	136286	429874	75405	329744
293331 PYRIDINE AND ITS SALTS	1471	2836	1507	1640
293333 ALFENTANIAL(INN)(ANILERIDINE)	61686	234402	1549	83012
293339 OTH COMP UNFUSE PYRIDINE RING	384170	1052825	194048	782740
293349 OTH COMP QUINOLIN/ISO-QUINOLIN	129648	582907	136948	453913
293353 ALLOBARBITAL(INN)(AMBARBITAL)	931	2219	7	1120
293354 OTH DERIVATIVES OF MALONYLUREA			8	843
293359 OTH COMP PYRIMIDINE/PIPER RING	174880	791058	76553	774014
293361 MALAMINE	26623	145863	30842	166831
293369 OTH COMP UNFUSE TRIAZINE RING	11120	101573	14095	46665
293371 6-HEXANELACTAM(EPSILON-CAPROL)		2265	2125	4645
293372 CLOBAZAM(INN),METHPRYLON(INN)				34814
293379 OTHER LACTAMS	41057	210376	28623	125273
293391 ALPRAZOLAM(INN) CAMAZEPAM(INN)	14612	27176	925	20613
293399 OTHER HETROCYCLIC COPMOUNDS	158578	944101	100437	612588
293410 COMP UNFUSE THIAZOLE RING	43626	104533	10508	48571
293420 COMP BENZOTHIAZOLE RING SYSTEM	9350	41346	5515	21340
293430 COMP PHENOTHIAZINE RING SYSTEM	1336	9162	6095	31521
293491 AMINOREX(INN),BORTIZOLAM(INN)	354	7109		4202
293499 OTHER NUCLEIC ACIDS&SALTS	451572	1758655	373143	1468688
293999 OTH VEGETABLE ALKALOIDS NATURL	14586	87308	17633	45548
294190 OTHER ANTIBIOTICS.	485881	1982187	488846	1549994
300692 WASTE PHARMACEUTICALS				64
310100 ANIMAL/VEG FERTILIZER/PRODUCTS		42730	870	12066
310210 UREA,WHET OR NOT AQUEOUS SOLUT	897	5333	3903480	13466852
310221 AMMONIUM SULPHATE	118017	310238	29148	160186
310229 MIX AMMONIUM SULPHATE/NITRATE		73252	81500	101146
310230 AMMONIUM NITRAT,WHET/NOT AQUES	30302	136065	42990	87443
310250 SODIUM NITRATE	26702	58691	6359	42231

Contd.

10.11 Imports by Economic Categories (Detail)

(In Thousand Rupees)

ITEMS	OCTOBER, 2014	FROM JULY, 2014	OCTOBER, 2013	FROM JULY, 2013
310260 MIXT,CALCIUM/AMMONIUM NITRATE				1197
310290 OTH,MIN/CHEM NETROG FERTILZER	2214	27603	208	31967
310310 SUPER-PHOSPHATES		33412		77178
310390 OTH,MIN/CHEM FERTILIZE PHOSPHT		35		5328
310420 POTASSIUM CHLORIDE	193152	422358	139836	287536
310430 POTASSIUM SULPHATE	75066	401616	46464	87130
310490 OTH,MIN/CHEM FERTILIZE POTASIC	246946	506083	165663	448140
310510 MIN/CHEM FERTILIZER >10KG	59	2353		440
310520 MIN/CHEM FERTZ ELEM NIT/PHO/PT	7920	91472	12132	118315
310530 DIAMMONIUM HYDROG ORTHO-PHOSPH	9096313	28142138	1354201	6526147
310540 AMMONIUM DIHYDROGEN ORTHO-PHOS	3415	21164	5895	24891
310551 CHEM FERTZ CON NITRAT/PHOS		366	57571	257235
310559 OTH MIN/CHEM FERTZ NITRAT/PHOS	178209	195948	3611	28351
310560 MIN/CHEM FERTZ ELEM PHOS/POTAS		3147	66	66
310590 OTH MINER/CHEMICAL FERTILIZER	53736	110056	222	27535
320110 QUEBRACHO EXTRACT	196	40014	15486	24160
320120 WATTLE EXTRACT	30662	180385	15212	154301
320190 OTH TANNING/EXTRACT VEG/GAMBER	42804	165943	37386	150163
320210 SYN ORGANIC TANNING SUBSTANCE	137145	583245	93269	510883
320290 OTH,INORGANIC TANING SUBSTANCE	122835	368960	120064	374384
320300 COLOUR MATTER,VEG/ANIMAL	9723	24411	3801	20441
320411 DISPERSE DYES/PREP BASE THEROF	116617	647615	108469	478934
320412 ACID DYES PREMETALISE/PREP/DYE	125012	608186	69248	419737
320413 BASIC DYES/PREP BASE THEREON	56744	279308	42724	165488
320414 DIRECT DYES/PREP BASE THEREON	24800	129088	27847	83473
320415 VAT DYES INCL PIGMENT/PREPARAT	282903	1015019	198023	963718
320416 REACTIVE DYES PREP BASE THREON	491151	3191666	637135	2440066
320417 PIGMENT PREP BASE THEREON	212822	856367	174666	702893
320419 OTH SYN ORGN COLOURING MATTER	127357	448959	97885	358033
320420 SYN ORGN PROD USE FLUORESCENT	49657	213481	36928	131458
320490 OTH,SYN ORGN COLOURING MATTER	4399	12918	4510	19467
320500 COLOUR LAKES,PREP AS SPECIFIED	13489	56536	27089	67412
320611 PIGMENT PREP TITANIUM DIOXIDE	430209	1913355	345657	1614484
320619 OTH,PIGMENT/PREP TITANIUM DIOX	2710	32975	4843	25060
320620 PIGMENT/PREP,CHROMIUM COMPOUND	272	27882	3281	30968
320641 ULTRAMARINE/PEP BASE THEREON	1335	14950	2465	15806
320642 LITHOPONE/OTH PIGMENT/ZINC SUL	2213	10998	2160	15016
320649 OTH,COLOURING MATTER PREPARATN	44722	201563	14055	116663
320650 INORGANIC PRO USE LUMINOPHORES	115	115		2427
320710 PREP PIGMENT/OPACIFIER/COLOURS	25091	82503	11272	41312
320720 VITRIFIABLE ENAMEL/GLAZE/ENGOB	6927	23896	4648	26414
320730 LIQUID LUSTER/SIMILAR PREPARAT	3079	5397		2444
320740 GLASS FRIT/POWDER GRANULE/FLAK	60440	282914	63206	260498
320810 PAINT/VARNISH BASE ON POLYSTER	10162	68184	18944	68952
320820 PAINT/VARNISH,ACRY/VINYL POLYM	40235	106618	11732	74146
320890 OTH PAINT BASED ON POLYAMIDES	124861	559690	126783	490225
320910 PAINT/VARNISH ACRY/VINYL POLYM	7720	23676	1130	11423
320990 PAINT/VARNISH,SYN POLYMER/AQS	8161	67030	33156	139878
321000 OTH PAINT & VARNISH FOR LEATHE	12782	73674	19399	91402
321100 PREPARED DRIERS.	18930	54941	6782	41574
321210 STAMPING FOILS	25407	103014	29224	84403
321290 OTH,PIGMENT DISPERSE NON AQUOS	21210	69078	16942	61366
321310 COLOURS IN SETS	3205	16454	897	3403
321390 OTH COLOUR ARTIST/PAINTERS	67	5103	31	348
321410 GLAZIERS/GRAFTING PUTTY,RESIN	31318	124585	7848	77975
321490 NON-REFRACTORY SURFACING PREP	23473	113373	18965	84922
321511 ROLLING COATING PRINT INK BLK	29190	137562	30222	98052
340290 OTH ORG SURFAC ACT,WASH/CLEAN	169063	508125	79427	312005
340311 PREP TEXTILE/LEATHER/OIL MATRL	51416	162694	19267	130346
340319 LUBRICAT PREP CONT PET/MIN OIL	98154	414896	64543	279912
340391 OTH,PREP TEXT/LEATHER/FURSK ML	115742	695005	120951	587821

Contd.

10.11 Imports by Economic Categories (Detail)

(In Thousand Rupees)

ITEMS	OCTOBER, 2014	FROM JULY, 2014	OCTOBER, 2013	FROM JULY, 2013
340399 OTH LUBRICAT PREP OIL/GREASE	37583	191062	30999	138523
340420 ART/PREP WAXES,POLYETHEL GLYCL	27707	84693	24654	100251
340600 CANDLES,TAPERS AND THE LIKE	3575	16319	1709	5842
340700 MODELING PASTE ETC RETAIL SALE	5284	20831	1291	7795
350110 CASEIN	2231	7699	5573	15191
350220 MILK ALBUMIN,INCL WHEY PROTEIN				21550
350290 OTH ALBUMIN O/T EGG ALBUMIN	5	5		1245
350300 GELATIN&GELATIN DERIVATIVE	1880	30140	9953	36549
350400 PEPTONEDERV,PROTEIN SUBSTANCE	1196	24540	5362	11761
350510 DEXTRIN,OTH MODIFIED STARCHES	41667	184473	38326	151323
350520 GLUES	14261	46382	4968	22217
350610 PROD SUITABLE USE GLUE/ADHESIV	23960	76881	15599	47598
350691 ADHESIVE/RUBBER/PLASTIC/RESIN	111887	449899	57831	267074
350699 OTH PREP GLUE/ADHESIVE	18917	48696	8579	33397
350710 RENNET AND CONCENTRATE THEREOF	269	1013	588	633
360690 OTH FERRO CERIUUM/OTH PYROPHORC		363	97	101
370110 X-RAY FILM,PLATE IN FLAT UNEXP	81356	385780	66190	310745
370120 INSTANT PRINT FILM UNEXPOSED		163	1019	1290
370130 OTH UNEXPOSED PLATE>255MM	46454	236240	23815	144791
370191 O.PL/FILM-COLOUR PHOTOGRAPHY		76		
370199 OTH PHOTOGRAP/PLAT/FILM/UNEXPS	4400	5197		213
370210 PHOT-FILM ROLL UNEXPOSE,X-RAY		87	351	5252
370231 OTH PHOT/FILM ROLL<105MM	26	298	540	540
370239 OTH PHOT FILM ROLL ST/UNEXPOSE	1241	1292	109	4714
370243 PHOT FILM W>610MM,L<200M	10838	35339	11917	22093
370244 PHOT FILMW>105MM BUT<610MM	21931	188898	58251	208418
370252 PHOT FILM W<16MM-COLOUR				71
370254 PHOT FILM W-16MM-35MM/L<30MM				3
370255 PHOT FILM W-16MM-35MM,L>30MC/L				1245
370297 PHOT FILM ROLL W-≤35MM/L<30M			266	266
370310 PHOT PAPER/BOARD/TEXT W>610MM	924	1881	371	445
370320 PHOT PAPER/BOARD/TEXT UNEX/COL	1978	13196	9896	19789
370390 OTH PHOT PAPER/BOARD TEXT UNEX	11433	36138	10335	32376
370400 PHOT PLAT/FILM PAPER/BOARD EXP		1992		834
370590 OTH PHOT PLAT/FILM		35	384	443
370610 CINEMAGRAPHIC FILM EXPO/DEVEL	183	2898	2270	10918
370690 OTH CINEMA FILM EXPOSE DEVELOP	563	2498	375	1549
370710 SENSITISING EMULSIONS	1116	29669	9593	25308
370790 OTH CHEM PREP,PHOTOGRAPHIC USE	10387	54870	17377	49127
380110 ARTIFICIAL GRAPHITE	267	20072	1596	3360
380120 COLOIDAL/SEMI COLOIDL GRAPHITE		3206		236
380130 CARBONEOUS PASTE ELECTRODE		2970		12
380190 OTH,PREP GRAPHITE O/T CARBON	333	4330	460	1014
380210 ACTIVATED CARBON	2638	42427	5103	38564
380290 OTH ACT CARBON/NAT MINER PROD	5589	28111	12382	44193
380300 TALL OIL WHETHER/NOT REFINED		464		213
380400 RESIDUAL LYE FROM WOOD PULP NS	8327	64320	7164	40424
380590 OTH TERPENIC OIL CONIFER WOOD	291	20963		9752
380610 ROSIN AND ROSIN ACIDS	94639	465262	48934	214609
380620 SALT OF ROSIN/RESIN ACIDS DERV	42212	49285	28180	57908
380630 ESTERS GUMS	4451	40092	5947	16973
380690 OTH,ROSIN,SPIRIT,OIL,RUN GUMS	7864	38349	7106	21733
380850 INSECTICIDE/RODENTICIDE/ETC	27	248		689
380891 OTHER INSECTICIDES	208559	1748817	156157	1306328
380892 FUNGICIDES	292405	1038548	231930	902873
380893 HERBICID,ANTISPROUTING PRODUCT	592349	1387002	381751	823740
380894 DISINFECTANTS	24489	102917	15402	52694
380899 PLANT-GROWTH REGULATORS R.O-71	2872	41870	5260	39285
380910 FINISHING AGENT AMYLACOUS SUBS		4874	1711	1711
380991 OTH FINISHING AGENT ETC TX ETC	214173	1006352	182652	837734
380992 OTH FINISHING AGENT DYE CARIER	6743	87475	27714	80763

Contd.

10.11 Imports by Economic Categories (Detail)

(In Thousand Rupees)

ITEMS	OCTOBER, 2014	FROM JULY, 2014	OCTOBER, 2013	FROM JULY, 2013
380993 OTH FINISHING AGENT DYE CARRIER	77250	359583	70288	288381
381010 PICKLING PREP METAL SURFACE	20876	136125	23650	191441
381090 OTH PREP FOR METAL SURFACE	31496	125541	112	31070
381111 ANTI-KNOCK PREP OF LEAD COMP			13	13
381119 OTHER,ANTI-KNOCK PREPARATIONS	165	8447	230	3615
381121 ADD LUBRICATE,PET OIL BIT MINE	431085	1842344	555371	1509141
381129 OTH ADDITIVE LUBRICATING OIL	96916	689262	49069	312853
381190 OTH PREP ADDITIVE FOR LIQU USE	171661	782846	179973	552261
381210 PREPARED RUBBER ACCELERATORS	13487	56603	9616	32683
381220 COMPOUND PLASTICIZER RUB PL	334	5992	7441	103316
381230 ANTI-OXIDISING PREPAR & COMPOU	84285	291305	30259	206020
381300 PREP/CHARG FIRE-EXTINGUISHERS	2518	17500		10944
381400 ORGAN COMP SOLVENT/THINNER NES	9219	103413	18193	75895
381511 SUPORTED CATALYST WITH NI/COMP	12736	37191	1961	31560
381512 SUPORTED CATALYST WITH PR/METL	71382	77289	23	72982
381519 OTHER,SUPPORTED CATALYSTS	42330	121049	91962	121603
381600 REFRACTORY CEMENT,MORTARS,CONS	26555	137799	26623	123629
381700 MIXE ALKYL-BENZEN&MIX AL-NAPHT	1003234	2804984	627937	1853037
381800 CHEM ELEMENT/COMP DOP-ELECTRON	117	117		99
381900 HYDRALIC BRAKE FLUIDS/LIQUIDS	21987	43806	6774	33995
382000 ANTI-FREEZING PREP/DEICE FLUID	10914	54819	5883	26493
382100 PREP CULTURE MEDIA MICRO-ORGAN	6638	20970	3797	16263
382200 DIAGNOSTIC/LAB REAGENTS/PR-DIA	441223	1814603	464528	1645590
382311 STEARIC ACID	29815	80776	9040	56421
382312 OLEIC (OLIVE) ACID	1867	11042	2799	10284
382313 TALL OIL FATTY ACIDS		4253	2345	3607
382319 OTH INDUS MONOCARBOXYLIC F.ACI	273900	1155457	274882	1021450
382370 INDUSTRIAL FATTY ALCOHOLS	12762	41513	6236	31809
382410 PREP BINDER FOUNDRY MOUL CORES	13867	35997	786	39270
382430 NON-AGGLOMERATED METAL CARBIDE			3	3
382440 PREPARED ADDITIVES FOR CEMENT	17167	81599	26501	103286
382450 NON-REFRACTORY MORTAR CONCRETE	1377	9233	2609	4924
382460 SORBITOL O/TH SUB-H-NO.2905.44	36669	161610	22983	109995
382475 MIX CON CARBON TETRACHLORIDE		2		
382478 CON (PFCs)/(HFCs)BUT NOT(CFCs)	5282	13240		1405
382479 OTH MIX CON HALOGE DER OF METH	22803	62050	11544	47336
382490 OTH,CHEMICAL PRODUCT/PREPARA	1375543	5534554	1104602	5139139
382590 OTH RESIDUAL OF CEHM.INDUSTRY		67	15	367
390110 POLYETHYLENE SP GRAVITY<0.94	2094261	10540907	1619559	7807407
390120 POLYETHYLENE SP.GRAVITY>0.94	1442544	8162050	1479076	5792341
390130 ETHYLENE-VINYL ACETATE COPLMER	214879	838697	196879	705635
390190 OTH POLYMER OF ETHYLENE P.FORM	147589	682195	104371	430279
390210 POLYPROPYLENE	3406003	14468663	2549664	12988529
390220 POLYISOBUTYLENE	5498	20132	1919	12758
390230 PROPYLENE COPOLYMERS	962999	4009817	824204	3334801
390290 OTHER OLEFINS IN PRIMARY FORMS	26608	108698	17469	85038
390311 POLYSTYRENE EXPANSIBLE	6856	32243	15709	33283
390319 OTHER POLYSTYRENE	42522	241615	11175	166685
390320 STYRENE-ACRYLONITRILE COPOLYMR	30040	110724	28210	97281
390330 ACRYLONITRILE-BUTADINE-STYRENE	221377	797966	197769	831265
390390 OTH POLYMERS OF STYRENE,P-FORM	15884	58955	7699	35851
390410 POLYVINYL CHLORIDE,UNMIX SUBST	362160	1728439	333415	1005892
390421 OTH POLYVINYL CHLORIDE,NON-PLA	13135	27858		25248
390422 OTH POLYVINYL CHLORIDE PLASTIC	13829	98071	30691	85390
390430 VINYL CHLORIDE VINYL ACETATE	3514	13213	3824	21328
390440 OTH VINYL CHLORIDE COPOLYMERS	9751	22853	5468	23996
390461 POLYTETRALUOROETHYLENE	201	201		269
390469 OTHER, FLUORO-POLYMERS	298	2315	2920	3322
390490 OTH POLYMERS OF VINYL CHLORIDE		5577	1830	3725
390512 POLYVINYL ACETATE AQUE DISPERS	5294	15649	3953	12299
390519 OTH POLYVINYL ACETATE (PVA)	5323	15026	16388	34509

Contd.

10.11 Imports by Economic Categories (Detail)

(In Thousand Rupees)

ITEMS	OCTOBER, 2014	FROM JULY, 2014	OCTOBER, 2013	FROM JULY, 2013
390521 VINYL ACETATE COPOLYMERS AQUEO	29339	131563	28924	110036
390529 OTH VINYL ACETATE COPOLYMERS	897	52284	16718	48061
390530 POLYVINYL ALCOHOL W/N CON UNHY	178075	680269	146152	673219
390591 COPOLYMERS	2707	5984	2843	7087
390599 POLYMERS OF OTHER VINYL ESTERS	24008	120298	13201	72569
390610 POLYMETHYL METHACRYLATE	24137	59559	21071	69182
390690 OTHER,ACRYLIC POLYMERS P/FORMS	428956	1380054	343860	1123787
390710 POLYACETALS	19048	62651	8420	44776
390720 OTHER POLYETHERS	769231	3231499	709408	3132891
390730 EPOXIDE RESINS	64296	259661	138877	278667
390740 POLYCARBONATES	155983	399564	38825	199053
390750 ALKYD RESINS	24939	152885	26853	27571
390760 POLYETHYLENE TEREPHTHACATE(PET)	505045	1503483	130155	735191
390770 POLY(LACTIC ACID)		16303		4702
390791 OTHER POLYESTERS, UNSATURATED	7884	12552	3360	14179
390799 OTH POLYESTERS IN PRIMARY FORMS	36886	119358	50763	118977
390810 POLYAMIDE-6,-11,-12,-6,6,-6,10	19733	82336	10116	56277
390890 OTH POLYAMIDE IN PRIMAR FORM	22529	139103	10793	89797
390910 UREA RESINS, THIOUREA RESINS	3840	17196	3730	20534
390920 MALAMINE RESINS	16693	54556	14926	51540
390930 OTHER AMINO-RESINS		664	7	866
390940 PHENOLIC RESINS	20945	99487	22589	81584
390950 POLYURETHANES	211591	890986	182950	812461
391000 SILICONES IN PRIMARY FORMS.	348859	1124884	186029	833484
391110 PETROL/COUMARONE,INDENE RESINS	5176	43677		20488
391190 OTH,POLYSULPHIDE,SULPHONE/PLAS	7559	43599	14002	43420
391211 CELLULOSE ACETATES, NON-PLASTI				9
391220 CELLULOSE NITRATES(INCL COLLO)	44500	266696	60736	216859
391231 CARBOXYMETHYL CELLULOSE & SALT	179037	692128	55022	311258
391239 OTHER CELLULOSE ETHERS	185568	505772	158991	621636
391290 OTH CELLULOSE & CHEM DERIVATIV	25964	121037	23401	119590
391310 ALGINIC ACID,ITS SALTS & ESTER	149572	664893	134756	429871
391390 OTH NATURAL POLYMERS/MODIFI	44846	180951	24288	88366
391400 ION-EXCHANGERS BASED ON POLYMR	34046	93786	24804	97490
391510 WASTE,ETC OF ETHLY/POLYM/PLAST	2317	2788		3362
391520 WASTE,ETC OF STYRENE/POLY/PLAS		39859		
391530 WASTEETC OF VINYL-CHLORIDE/PL	64428	280837	50024	221942
391590 WASTE,ETC PLASTIC/PARING	48539	211514	63597	165916
391610 MONOFILAMENT D>1MM RD/ST/PROFI	34	8933	859	2281
391620 MONOFILAMENT D>1MM-PL PO VICHL	4438	22513	4573	11451
391690 OTH MONOFIL D>1MM PLASTIC-TOH	8071	43157	5208	28188
391710 ARTIFI GUTS OF HARDEN PROTEIN	146	602	3884	4605
391721 TUBE,PIPE HOSES,RIGID,OF POLYM	26455	46323	3377	15135
391722 TUBE,PIPE HOSES,POLYMER OF PRO	9441	22985	8758	25225
391723 TUBE,PIPE ETC OF POLYMER VINYL	9800	61758	5933	48170
391729 TUBE,PIPE HOSE,RIGID,OTH PLAST	38842	62799	10072	20707
391731 FLEXIBLE TUBE,PIPE B-PRE27.6MP	14021	69948	7670	22996
391732 OTH,TUBE,PIPE HOSE W/OUT FITNG	618	7395	2691	10449
391733 OTH TUBE,PIPE NOT REINFORCED	1020	4682	1026	2897
391739 OTHER TUBES,PIPES AND HOSES,	41350	178684	38360	104947
391890 FLOOR COVERING OF OTH PLASTICS	30990	68444	1219	13553
391910 SELF ADHESIVE PLAT,ETC W<20CM	112786	389839	57908	288948
391990 OTH,SELF-ADHESIV PLATE,W>20CM	257936	1020374	155900	736967
392010 OTH PLATES,ETC PLASNON-CELULAR	124712	475951	67154	401148
392020 OTH PLATE,ETC PLAST NOT REINFO	105022	395321	78396	461089
392030 OTH PLATE,SHEET,ETC OF PLASTIC	32454	87212	36241	117782
392043 OTH PLATE,MAT OF VINYL CHLORID	19248	112843	15015	92799
392049 OTH PLAT,ETC VINYL CHLORID FLX	136198	490883	67511	256111
392051 OTH PLATE,ETC ACRYLIC POLYMERS	269	31734	2967	38109
392059 OTH PLAT,ETC OTH ACRYLPOLYEER	2059	8320	383	3582
392061 POLY CARBONATE IN PLATE, ETC	1197	4750		13867

Contd.

10.11 Imports by Economic Categories (Detail)

(In Thousand Rupees)

ITEMS	OCTOBER, 2014	FROM JULY, 2014	OCTOBER, 2013	FROM JULY, 2013
392062 OTH PLATE ETC POLY(ETH TEREPH)	21649	51294	25823	112493
392063 OTH PLATE ETC UNSAT-POLYESTERS	26733	87471	23836	94414
392069 OTH PLATES ETC OF OTH POLYESTR	5736	21151	10249	40053
392071 OTH PLAT ETC PLAS OF REG CELUL		3503		2640
392073 OTH PLATETC PLASTIC NON CELLU			291	291
392091 OTH PLATETC PLAS OF PO BUTRAL	5994	9055		6776
392092 OTH PLAT ETC-PLAS OF POLYAMIDE	501	5091	2599	6785
392094 OTH PLAT ETC-PLAS OF PHENORES	586	11627	1008	2030
392099 OTH PLAT ETC-PLAS OF OTH PLAST	91344	225271	52644	154497
392111 PLATES ETC OF PLAS POLY/STYREN	2158	4487		1003
392112 PLAT ETC PLASTIC CEL P-VIN-CHL	24040	150540	17624	91765
392113 PLAT ETC PLA CEL OF POLUURETHA	101137	424273	151993	570460
392114 PLAT ETC PLA CEL OF REGERATED	1977	6527		4633
392119 FLAT SHET ETC PLA CEL OTH PLAS	15150	114499	47081	176749
392690 OTH, ARTICLES OF PLASTICS	269260	1351686	282418	1128273
400110 NATURAL RUBBER LATEX	265811	976950	255574	1280023
400121 SMOKED SHEETS	131717	426780	118666	409604
400122 TECH SPECIFIED NATURAL RUBBER	97421	607351	133123	824491
400129 OTHER NATURAL RUBBER	22777	64852	28459	93344
400130 BALATA,GUTTA-PARCHA,CHICLE ETC				404
400211 STYRENE-BUTADIENE RUBBER LATEX	102995	435800	70591	332825
400219 STYREN BUTADIEN RUBER CARBXyla	260243	1062532	136761	784302
400220 BUTADIENE RUBBER (BR)	9707	81261	10147	184548
400231 ISOBUTENE-ISOPRENE RUBBER(IIR)	117413	388242	198358	679034
400239 OTH,HALO-ISOBUTENE-ISOPRENE RU	168	47206	30236	71141
400249 CHLOROPRENE RUBBER O/THAN LATX	47329	134386	32045	119240
400251 ACRYL BUTADIENE RUBBER LATEX		6	16767	38810
400259 ACRY BUTAD RUBBER O/THAN LATEX	18725	166489	12439	84332
400270 ETHYL PROPLENE-NON-CONJUGATED	26629	79810	10569	96916
400291 OTH SYNTHETIC RUBBER FACTICE		144		55564
400299 OTH SYN RUBBER FACTICE D/F OIL	23007	63662	16894	46354
400300 RECLAIMED RUBBER PRIMARY FORM	28498	144020	32879	114275
400400 WASTE,PAROMGS&SCRAP O/TH H-RUB	138498	439152	102079	351889
400510 COMP WITH CARBON BLACK OR SILI	10514	60669	11873	55585
400520 SOLUTION/DISPERS O/T H-4005.10			52	52
400591 PLATE,SHEET STRIP UN-VUL RUBER		2654	557	1112
400599 OTHER COMPOUNDED RUBBER	22993	90950	9692	54705
400690 OTH FORM&ARTIC UNVULCAN RUBBER	25861	27333	1520	1845
400700 UNVULCA RUBBER THREAD & CORD	7051	63796	35161	60346
400811 PLATE,SHEET ETC CELLU VULC RUB	2896	24794	5321	37484
400819 RODS&OTH FORMS OF CEL.VULC RUB	13	5753	499	5164
400821 PLAT,SHET N-CELU VULCANI RUBER	41931	253799	30387	106731
400829 RODS&OTH FORM OF N/CEL VUL RUB	2254	32683	7415	30056
400911 TUBE,PIPE OF RUBBER W/O.FITING	24654	105650	16636	65344
400912 TUBE,PIPE OF RUBER WITH FITING	2036	9896	831	6090
400921 TUBE,PIPE OF RUB W/O.METL.FIT	1585	25286	1025	108776
400922 TUBE,PIPE OF RUB WITH METL.FIT	18	2924	678	3036
400931 TUBE,PIPE RUB W/O TEX.METL.FIT	9352	34937	3657	16444
400932 TUBE,PIPE RUB W/TEX.METL.FIT	65	11272	252	772
400941 TUBE,PIPE RUB W/O OTH.METL.FIT	10562	22838	5861	21705
401700 HARD RUBER IN ALL FORMS/ARTICL	2097	5271	1744	5900
410120 W.HID&SKIN BOV.WT8-10KG.UN.SPL	3456	8123		7276
410150 WHOLE,HIDE/SK BOV ANI F>16 KG	39949	255479	19401	133148
410190 OTH HIDES INCL BUTT,BEND&BELIE	967	967	12393	13664
410210 RAW SKINS OF SHEEP/LAMB W/WOOL	245639	1162786	218306	1024558
410221 RAW SK SHEP/LAM W-OUT WOOL PKD	15361	107932		91712
410229 OTH RAW SK SHEP/LAM W/OUT WOOL	27800	67466	6506	7234
410390 OTH,HID/SK FRE SALTED,DRIED,LA	61611	413588	70276	265320
410411 HIDE/SKIN FULL GRAIN UNSPLIT		8998	569	7578
410419 OTH HIDE,SKIN WET STATE		54955	27847	76295
410441 HIDE,SKIN FULL GRAIN DRY STATE		23193		12089

Contd.

10.11 Imports by Economic Categories (Detail)

(In Thousand Rupees)

ITEMS	OCTOBER, 2014	FROM JULY, 2014	OCTOBER, 2013	FROM JULY, 2013
410449 OTHER HIDES DRY STATE(CRUST)	9673	20116	220	4326
410510 WET BLUE LAMB,SHEEP SKIN	106268	451881	139064	613387
410530 SHEEP/LAMB SKIN NO WOOL CRUST	1643	9820	942	35020
410621 GOAT/KID SKIN WET BLUE	47656	218481	90114	267731
410622 GOAT/KID SKIN CRUST	14057	29349	35414	84569
410691 OTH WET BLUE SKINS		34	2791	3779
410711 WHOLE HIDE SKIN FULL GRAIN BOV		3057	51	1543
410712 WHOLE HIDE/SKIN GRAIN SPLIT BV	383	2302	4235	5065
410719 OTH WHOLE HIDE/SKIN BOV ANIMAL	108484	413857	60298	250135
410791 OTH HIDE INCL SIDES FULL GRAIN		36		
410792 OTH HIDE INCL SIDE GRAIN SPLIT	4761	5526		2685
410799 OTH LEATHER FURTHER PREPARED	5906	45048	5450	33862
411200 PREPARED LEATHER SHEEP/LAMB	1872	20350	979	19260
411310 LEATHER PREP.AFTER TANN GOAT	4601	99979	4261	47563
411390 OTH LEA FURTHER PREP.AFTR TANE	8279	16156	55	4055
411410 CHOMIS LEATHER		164		
411420 PATENT LAMINATED METALIS LEATH	4518	9924	933	1856
411510 COMP. LEATHER WITH BASIS LEATH	14836	75975	7745	23880
411520 PARINGS, OTH WASTE OF LEATHER	1724	2392		
420600 ARTI OF GUT OF BLADER/ TENDONS				5
430110 MINK SKINS,RAW,WHOLE/W/O HD,TA				36
430219 OTH,FURSKINS,WHOLE,W&W/OUT H&T		9897		17016
440110 FUEL WOOD,IN LOGS,BILLETS ETC		193		52
440122 WOOD IN CHIPS OR PART NON-CON				620
440310 WOOD TRET WITH PAINT,STAIN ETC		10292	1723	11270
440320 OTH,CONIFEROUS SPECIES ROUGH	7604	45956	8278	22900
440349 OTH,WOOD,NON-CONF SPECIES ROUG	7968	55886	31475	125229
440399 WOOD OF OTHER NON-CONF SPECIES	73281	213403	27422	169344
440410 CONIFEROUS	10668	23649	4957	14108
440799 OTH WOOD NON-CONF.SPECIES	163673	644842	144246	443622
440810 CONIFEROUS SHEET FOR VENEERING	1405	22059	2076	14147
440831 VENEER/DARK RED MERANTI SHEETS	1547	1547		
440839 OTH VENEER SHEET/TROPICAL WOOD	3947	17207	3435	11249
440929 OTHER NON-CONIFEROUS WOOD	213	805		719
441011 PARTICLE BOARD OF WOOD	23383	75311	21008	36830
441012 ORENTED STRAND BOARB UN-WORKED	701	4395	738	4554
441019 OTH P-BOARD OF LIGNEOUS MATERI		34		
441090 OTH P-BOARD NOT AGGLOM W-RESIN		1691	291	297
441112 MEDIUM DENSITY BOARD (MDF)	115030	407568	70600	279332
441113 (MDF)THICKNESS 5MM TO 9MM	17096	106957	9518	57797
441114 (MDF)THICKNESS EXCEEDING - 9MM	122188	410585	59693	368355
441193 OTH (MDF)DENSITY 0.5-0.8g/cm3	88533	295247	137031	365443
441194 OTH (MDF)DENSITY NOT> 0.5g/cm3	2187	5225	501	2491
441210 P-WOOD,VENEER PANELS OF BAMBOO	174	190	36	36
441231 OTH P-WOOD OF WOOD SHEET -6MM				1080
441232 OT P-W OUTER PLY NON-CONIFE-WD	17313	101005	2133	52012
441239 OTH PW CONSIST OF WD SHEET-6MM	1434	37094	4	9663
441294 OTH BLOCKBOARD,LAMINATED&BATEN	2432	3593		1947
441299 OTH PW CONSIST OF WOOD SHEET	112	1021	1103	2754
441400 WOODEN FRAMES FOR PAINTINGS	429	2340	1474	3220
441510 CASES,BOXES,CRATES,SIM/PACKING	330	3655	390	933
441520 BOX PALLETS& OTHER LOAD BOARD	240	12770	1	38
442190 OTHER,ARTICLES OF WOOD	5214	61078	3354	22342
450110 NATURAL CORK,RAW/SIMPLY PREPAR		2605		1056
450190 WASTE CORK,CRUSHED,GRANULATED	1347	3519	1864	2452
450310 CORKS AND STOPPERS				5
450390 OTHER ARTICLE OF NATURAL CORK		50		43
450410 BLOCK PLATE SHEET,STRIP CORK	1329	6907	1594	4579
460290 OTH BASKET/WICKERWORK/LOOFAH	568	1838	272	916
470100 MECHANICAL WOOD PULP	119529	324226	61634	121125
470200 CHEM WOODPULP,DISSOLVING GRADE	7801	34623	25924	51083

Contd.

10.11 Imports by Economic Categories (Detail)

(In Thousand Rupees)

ITEMS	OCTOBER, 2014	FROM JULY, 2014	OCTOBER, 2013	FROM JULY, 2013
470311 CHEM WOODPULP UNBLECHED CONIFE	66675	350002	78146	329179
470319 CHEM WOODPULP UNBLE NON CONIFE			1905	1905
470321 CHEM WOODPULPSEMIBLEACH/BLEACH	270836	1232858	268607	1441768
470329 OTH CHEMWOODPULP BLE/SEMI-BLEH	126868	1398026	113233	1485638
470421 CHEM WOODPULP,S-BLE/BLE CONIFE			1732	1732
470429 CHE W-PULP,S-BLE/BLE NON-CONIF	46231	104427	22965	88160
470500 SEMI-CHEMICAL WOOD PULP	86184	506780	81841	442635
470620 PULP OF FIBRES DERI FROM W-SCR	3587	3587		3802
470710 UN-BLEACHED KRAFT PAPER	2780	94940	6826	175960
470720 RECOVERED PAPER/PAPER BOARD BL				3414
470730 PAPER/PAPERBOARD MACHINE PULP	2897	3354	636	3546
470790 WASTE & SCRAP OF OTHER PAPER	189972	700993	316228	796222
480100 NEWSPRINT,IN ROLLS OR SHEETS	450420	2182325	275544	1748865
480210 HAND-MADE PAPER & PAPERBOARD		287		293
480220 PAPER/P-BOARD PHOTO-SENSITIVE		3257	86	246
480240 WALL PAPER BASE		14		
480254 OTH PAPER & PAPERBOARD<40G/SQM	6643	24397		21375
480255 OTH PAPER&PAPERBOARD>40-G/SQM	309816	955737	102455	747821
480256 OTH PAPER&PAPERBOARD IN SHEETS	75884	183187		
480257 OTH PAPER WT 40-150 G/M2	19558	223183	78910	137345
480258 PAPER & BOARD WT>150G/M2	68739	212001	17526	77000
480261 OTH PAPER&PAPERBOARD IN ROLLS	96	195	290	2213
480262 OTH PAPER&PAPER BOARD IN SHEET	215863	751645	160179	789135
480269 OTH U-C CARBONISING BASE PAPER	1100	5595	1039	4840
480300 TOILET FACIAC TISSUE/TOWEL ETC	27071	82553	23823	64485
480411 KRAFTINER UN COATED UN-BLEACH	69011	416559	74229	320740
480419 OTH KRAFTLINER UNCOAT ROL/SHET	149655	249035	41343	130909
480421 SACK KRAFT PAPER,UNBLEACHED	510613	1683687	384605	1010346
480429 OTH SACK KRAFT PAP UN-COT RISH		2454	5	36845
480431 OTH KRAFT P1BORD WT150G/SQMUNB	9206	115043	11516	94667
480439 OTH UNC K-P/BORD WT150G/SQMUB	40212	121032	17658	86110
480442 OTH KRAFT 150-225G BLECH	1919	14497		4059
480449 OTH KRAFT PAPER IN ROCC/SEETS	1549	3265	2286	11174
480451 OTH KRAFT PAPER 225G ON BLEACH		3822	3372	3372
480459 OTH KRAFT PAPER IN ROLL 225G	19307	64121	2560	7499
480511 SEMI-CHEMICAL FLOUTING PAPER	5935	21906	5227	16835
480512 STRAW FLUTING PAPER	47	47		
480519 OTHER FLUTING PAPER	35032	113607	2405	6931
480524 TESTLINER BD WT150G/M2 OR LESS	5561	54545	11011	45440
480525 TESTLINER BOARD WT>150 G/M2	11298	55012	14434	86514
480530 WRAPPING PAPER,UNCOAT	19550	104069	10387	136198
480540 FILTER PAPER/PAPERBOARD,UNCOAT	1710	4086	58	13315
480550 FELT PAPER/PAPERBOARD,UNCOATED			382	1170
480591 OTH P&P/ BOARD<150G UNCOATED	11753	92816	6797	80196
480592 OTH P&P/BOARD 150-225G UNCOAT	22607	54478	9971	43114
480593 OTH P & P BOARD<225G UNCOATED	16988	61936	7468	47059
480610 VEGETABLE PARCHMENT PAPER		3590		3124
480620 GREASEPROOF PAPERS	2863	7089	3003	5989
480630 TRACING PAPERS	312	9131	1789	11052
480640 CLASSINE/GLAZED TRANSPA PAPER	11699	67836	3915	16867
480700 COMPOSITE P/BOARD STICKING FLA	5027	16105	5642	12812
480810 CORRUGATED P&P/BOARD PERFORATED		264		545
480840 SACK KRAFT PAPER CREPED/EMBOSD		725		1371
480890 OTH PAPER,CREPED/EMBOSSD/PERF	3261	16738	3654	8735
480920 SELF COPY PAPER	47512	132440	26336	81961
480990 OTH COPYING / TRANSFER PAPERS	3033	14234	1160	8165
481013 P&P/BOARD FOR WRITING/PRINTING	94950	478881	183036	787660
481014 P&P/B IN SHEET 1-SIDE<435/297M	139	139		
481019 OTH PAPER&PAPERBOARD IN SHEET	41041	251940	97181	493100
481022 LIGHT WEIGHT COATED PAPER	3985	6595		3620
481029 OTH LIGHT WEIGHT COATED PAPER	299710	1405896	7180	11558

Contd.

10.11 Imports by Economic Categories (Detail)

(In Thousand Rupees)

ITEMS	OCTOBER, 2014	FROM JULY, 2014	OCTOBER, 2013	FROM JULY, 2013
481031 KRAFT PAPER&BOARD WT 150G/M2		1201		
481032 KRAFT PAPER&P/BOARD WT>150G/M2	3101	26123	4351	16194
481039 OTH KRAFT PAPER&P/BOARD BLEACH	937	3880	156	1795
481092 OTH PAPER&P/BOARD MULTI-PLY	922825	3760194	550813	2130558
481099 OTH PAPER&P/BOARD COATED	25934	112492	26790	88176
481110 P&P/BOARD,TARRED,BITUMINISED			11	658
481141 GUMMED ADHESIVE PAPER & BOARD	84713	366915	136423	434685
481149 OTH GUMMED/ADHESIVE P&P/BOARD	21268	74197	12430	29355
481159 OTH P&P/BOARD PLASIC COAT.	347257	1414336	125333	962380
481160 P&P/BOARD COATED WAX COVERED.	49686	203213	52338	216537
481190 OTH P&P/B CELLULOSE WADDING	112429	485238	75508	299982
481320 CIGRETTE PAPER IN ROLL WTH SCM	47965	199163	64238	247901
481390 OTH CIGARET PAPER,BOOKLET/TUBE	65861	209267	45940	163170
481420 WALL PAPER COVERD WITH GRANITE	8690	47215	3225	20369
491199 OTHER, PRINTED MATTER	44448	123812	39289	161445
500100 SILK-WORM COCOONS FOR REELING	58	1138		
500200 RAW SILK (NOT THROWN)	2376	22146	2808	14949
500300 SILK WASTE, YARN WASTE&G-STOCK		2595		1490
500400 SILK YARN,NOT RETAIL SALE	20485	129977	57824	85802
500500 YARN SPUN FROM SILK,WASTE NRS	62498	190484	40646	158049
500790 OTHER SILK FABRICS	245605	836798	49069	227230
510111 SHON WOOL GREASY	302	3620		
510119 OTHER GREASY FLEECE WSHED WOOL	18078	274516	18353	154968
510121 SHORN WOOL, DEGREASED			8608	8608
510129 OTHER DEGREASED WOOL NOT CORBO	10785	23371		5060
510130 CARBONISED WOOL		12456		52915
510220 COARSE ANIMAL HAIR		6		
510510 CARDED WOOL		415		
510521 COMBED WOOL IN FRAGMENTS			2481	2481
510529 OTHER WOOLTOPS&COMBED WOOL	11123	19465		9611
510531 FINE ANIMAL HAIR,CARDED/COMBED	10119	15018		2724
510539 OTH F-ANIMAL HAIR,CARD/COMBED		65		
510610 YARN OF CARDED WOOL 85% WT WOL	31225	108712	6650	78932
510620 YARN OF CARDED WOOL<85% W WOL	20717	87906	9430	49405
510710 YARN OF COMBED WOOL-WOOL=>85%	4128	17852	59	3829
510720 YARN OF COMBED WOOL-WEIGHT<85%		9680		4258
510910 YARN OF WOOL /ANIMAL HAIR 85%>	682	1255		
511300 WOV. FAB. COARSE ANIMAL HAIR.			465	465
520100 COTTON, NOT CARDED OR COMBED.	1696138	6487928	2386710	9823494
520210 YARN WASTE(INCL.THREAD WASTE)	552	7309	2300	7693
520299 OTHER COTTON WASTE	17460	59580	6082	34141
520300 COTTON, CARDED OR COMBED.		1679	4702	4702
520411 COTTON SEWING THREAD 85%/MORE				1302
520419 OTH COTTON SEWING THREAD 85%>	648	871	636	936
520420 COTTON SEWING THREAD,RETL SALE	408	433	1970	3197
520511 SIN.COT.YAR.U.COM.FIB.D-714.29	2290	68844	88379	264880
520512 S-COT.YARN UCF.D-232.56-714.29	77624	240500	226876	370035
520513 S-COT.YARN UCF.D-192.31-232.56	1704	2015	17078	37305
520514 S-C. YARN UCF D-125.00-193.31.	1414	1414		
520515 S/C YARN UCF.D< 125.00-193.31.	20457	24451	10073	10073
520521 S/C YARN COM.FIB D-714.29/MORE				8737
520522 S/C YARN LF.DX.232.56-714.29	113977	251302	161351	461770
520523 S/C.YARN LF.DX.192.31-232.56			139041	368447
520524 S/C YARN COM.FIB.125-192.31-DX	6797	37696	92224	168073
520526 S/C YARN LF. DX. 106.30-125.	110810	179792	20143	29200
520527 S/C YARN COM.FIB.106-36-125-DX	220322	698358	309070	1042784
520528 S/C YARN COMBED FIB.< 83.33-DX	329766	831956	301950	715927
520531 MUL/CAB.C/Y.ULF.>714.29DECITEX	12504	33109	181273	533908
520532 MUL/CAB C/Y ULF.232.56-714.29D		9816		1267
520535 MUL/CAB.C/Y UN.COM.FIB<125.DX.	32891	78881	249494	347280
520542 MUL/CAB.C/Y CF.232.56-714.29DX	6325	35309		328

Contd.

10.11 Imports by Economic Categories (Detail)

(In Thousand Rupees)

ITEMS	OCTOBER, 2014	FROM JULY, 2014	OCTOBER, 2013	FROM JULY, 2013
520547 MUL/CAB C.Y CF.83.33-106-38 DX			5646	5646
520548 MUL/CAB.C/Y COM.FIB.< 83.33.DX		29063	13794	18106
520611 S/C YARN UN COM. FIB>714.29 DX	20046	39172	12817	19546
520612 S/C YARN UN.COM. FIB.<71429.DX		9885		
520615 S/C YARN UN.COM. FIB.<125DX.	936	969		
520634 MUL/CAB C/Y UCF <192.31,125DX				252
520635 MUL/CAB C/Y UN-COM F/B<125DX		10290		16163
520710 C/Y CON>85 % WT OF COT PER-SAL	38	103		36
521225 OTH W-FAB COT PRINTED>200G/SQM	1	868		
530121 FLAX,BROKEN OR SCUTCHED N-SPUN		3637	6881	11719
530129 OTH, FLAX,HACKLED NOT SPUN	841	42124		3459
530310 JUTE/OTH TEXT BAST FIB RAW/RET	464089	1186034	355979	1351424
530390 OTH, WASTE OF JUTE&TEXTILE FIB		22974		
530500 COCONUT,ABACA RAMIE,RAW/PROCE	7330	61986	37370	153967
530610 SINGLE FLAX YARN	1058	47572	584	45003
530710 SINGLE,YARN OF JUTE OR OTH FIB	2173	16688	1046	16465
530720 MULTIPLE OR CABLED YARN(RAMIE)	5119	13918	1569	12333
530810 COIR YARN	2577	12421	3312	14168
531100 WOV FAB OF OTH VEG TEX FIB		1155	1260	1260
540110 SEWING THREAD SYTHA FILAMENT	75407	235956	99829	360009
540120 SEWING THREAD ARTIFICIAL FILAM	131594	625249	207154	579763
540211 HIGH TENANCITY YARN OF ARAMIDS			22	4872
540219 OTH HIGH TENANCITY NYLON YARN	7431	19144	2089	3097
540220 HIGH TEN YARN OF POLYESTERS	4137	16259	144	5357
540231 FILAMENTS YARN NYLON POLY 50	124251	518709	76805	368797
540232 FILAMENTS YARN NYLON/OTH POLY	9440	74057	6759	76497
540233 FILAMENTS YARN OF POLYESTERS	1616983	6278189	1298287	5755291
540234 TEXTURED YARN OF POLYPROPYLENE	13674	57047		13113
540239 OTH, SYNTHETIC FILAMENTS YARN	23283	181914	8023	67548
540244 OTH YARN SINGLE UN-TWIST/TWIST	378475	1703029	405638	1675899
540245 ELASTOMERIC YARN OF NYLON	45618	211839	60238	188393
540246 ELASTOMERIC YAR,POLY-PARTIALLY		25621	2897	12554
540247 ELASTOMERIC YARN OF POLYESTERS	418386	1820655	410577	1751871
540248 O-ELASTOMERIC OF SPANDEX/LYCRA	2335	27345	4761	6625
540249 OTH,YARN,SINGLE,50 TURNS/MTR	31742	92167	27687	150742
540251 OTH S/Y TWIST>50/M NYLON,POLYA	5526	16424		3900
540252 OTH S/Y TWS>50/M OF POLYESTER	39162	126021	56505	193466
540259 OTH S/Y TWS>50M OF OTH POLYEST	900	1076	16609	63158
540261 OTH Y-MULTIPLE/CAB NYLON/POLYM	41496	57848	44095	148564
540262 OTH Y-MULTI/CAB OF POLYESTER	63193	380041	39966	176954
540269 OTH Y-MULTI/CAB NOT RETAIL SAL	10927	58014	14	453
540331 OTH Y/S UN-TWST VISCOSE RAYON	826716	3238169	737557	2894308
540332 OTH Y/S VIS RAY >120TURNS/MTRS	398705	1858486	175894	807750
540333 OTH YARN,SINGLE CELLULOSE ACET	11286	32104		4484
540339 OTH ARTIF FILAMENT YARN SINGL	39947	200905	48023	136332
540341 OTHER YARN OF VISCOSE RAYON	5167	29838	19447	47969
540349 OTH ARTI FILAMENT YRN VIS RAYO		3002		593
540411 ELASTOMERIC SYN-MONOFILAMENT		6255		1488
540412 OTH MONOFILAMENT OF POLYPROPYL	1587	9637		10425
540419 OTH SYN MONOFILAMENT OF 67-DEX	17932	50471	4014	32487
540490 OTH SYNTH YARN & SYNTH TEX MAT	12133	56694	4165	58697
540500 ARTIFICIAL MONOFILAMENT67D/MORE	113	499		
540834 OTH WOV FAB ART.FIL YARN PRINT		133		8
550120 SYN FILAMENT TOW OF POLYESTERS	4780	30200	9411	32399
550130 ACRYLIC OR MODACRYLIC	178663	912308	254822	812436
550190 SYNTHETIC FILAMENT TOW,N.S.		25374	7172	21092
550200 ARTIFICIAL FILAMENT TOW	306827	1341407	353231	1474067
550311 SYN STAPL FIB OF NY OF ARAMIDS	143	5277	167	7663
550319 OTH SYN STSPL FIB NOT CARD/COM	11586	157803	5460	30629
550320 SYN STA FIB POLYESTER N-CRD/CD	1530769	5418522	1068861	3763993
550330 SYN STA FIB ACRYLIC N-CRD/COMD	533154	1622554	333214	1204742

Contd.

10.11 Imports by Economic Categories (Detail)

(In Thousand Rupees)

ITEMS	OCTOBER, 2014	FROM JULY, 2014	OCTOBER, 2013	FROM JULY, 2013
550340 SYN STAFIB POLYPROPYLENE N-C/C		5792		
550390 SYN STAPLE FIB NOT CARDED/COMB		3176		15456
550410 ART-STA FIB VIS RAYON N-CRD/CO	1790518	8752866	1079448	4464701
550490 OTH ART STAPLE FIB NOT CARDED	587708	2206116	265993	1228121
550510 WASTE SYNTHETIC FIBRES	227	4545	46	1818
550520 WASTE ARTIFICIAL FIBRES		1302		
550620 SYN STA FIB CRD,COM SPN POLYES	14808	78865	23846	76619
550630 ACRYLIC FIBRES CARDED/COMBED		347	1817	1817
550690 SYNTHETI FIB CARDED/COMBED NS	80	181	58	58
550700 ARTIFI STAPLE FIB CARDED/COM				496
550810 SEWING THREAD SYN STAPLE FIBRE	9053	16965	16368	40362
550820 SEWING THREAD ART STAPLE FIBRE	16818	48855		48
550911 S/Y STA FIB 86% WT NYLON	78846	467545	52079	197661
550912 MULTI CAB YRN SYN FIB NYL 85%W				92248
550921 S/Y SYN STA FIB 85% WT POLYSTR	303371	1965409	502136	1814929
550922 MULTI STA FIB 85% W POLYESTER	138367	396855	110115	288057
550931 SINGLE YARN85% OR MORE ACRYLIC	16741	73097		25015
550932 MUL/CAB YARN 85% ACRYLIC FIB	34618	167128	6624	13171
550941 SINGLE YARN 85% WT SYN STA FIB	4465	22072		28595
550951 O/YRN POLYES STA FIB MIX ARTIF	214534	990088	120675	535068
550952 O/YRN MX WITH WOOL/FINE A-HAIR				1166
550953 OTH YRN OF POLYESTER MIX COTTN	330	7465		6688
550959 OTH YRN OF POLY STAPLE FIBRE	29290	155429	28426	135979
550961 O/YRN OF ACRYLIC S-FIB MX WOOL	15268	74854	19550	49823
550962 OTH YARN ACRYLIC MIX COTTON	6	4220		
550969 YARN ACRYLIC FIB NOT FOR R-SAL	58509	192096	42519	136879
550999 OTH YARN SYN FIB NOT FOR R-SAL	21720	32718	17752	36030
551011 S/YRN ART STA FIB>85% STAPLE-F	118447	543936	76234	324918
551012 MUL/CAB YARN ART STA FIB>85%W	117	17888	6129	20791
551030 O/YRN ART STA FIB MIX COT-NRS		17		
551090 O/YRN ATT STA FIB<85%ART ATA-F		4243	1178	26644
551120 YARN<85% BY WT SYN STAP FIBRE		18946		
560290 OTH FELTS,NOT IMPREGNATE,COAT	16182	49670	12915	41182
560311 N-WOVNS, M-MADE FILA>25G/SQM	87704	220464	36039	108858
560312 N-WOV, M-MAD FIL>25G/SQM>70GSQM	105616	408799	43842	186463
560313 N-WOVNS,M-MAD FIL>70G/SQM>150G	7160	88570	17660	110771
560314 N-WOV, M-MAD FLAME WT>150G/SQM	14230	62394	6556	56746
560391 OTH NONWOVENS, WT>25 G/SQM	366	2205		1338
560392 OTH N-WOV,WT>25G/SQM>70 G/SQM	1672	13862	3592	23701
560393 OTH,NON WOVEN>70G/SQM>150G/SQM	1100	8938	5028	16159
560394 OTH,N-WOVEN WEIGHING>150G/SQM	205997	719705	101213	414036
560410 RUBBER THREA AND CORD,TEX COVE	4895	10462	8094	33241
560490 OTHER,TEXTILE COVERED MATERIAL	12154	40563	6726	21296
581099 OTH TEXTILE MATERIAL.		285	2063	52229
581100 QUILTED TEXTILE PRODUCT PIECE.	8027	19014	5148	14989
590110 TEX FAB.GUM COATED/AMYLAC,SUBS	1319	13342	236	14830
590290 OTH,TYRE CORD FAB YARN VIS-RYN	13	122		
590310 TEX.FAB.IMP,COV/LMTD PICAL.	141401	544874	111178	354760
590320 TEX.FAB IMP,COATED,POLYURETHAN	129903	717811	83158	336034
590500 TEXTILE WALL COVERINGS.		98		79
590610 ADHESIVE TAPE < 20 CM	210	10827	1144	5251
590691 RUBBERISED TEX FAB,KNIT/CROCH		3943	244	1159
590699 OTHER,RUBBERISED TEX FAB,N.S	9506	35574	8126	54778
590700 TEXTILE FABRICS O/W IMPG/COATD	27844	85534	22655	98239
630800 SETS OF WOVEN FABRICS AND YARN		28		
630900 WORN CLOTHING&OTH WORN ARTICLE	962653	4069949	1437637	6303602
631010 USED&NEW RAGS,SCRAP,TWINE,ETC	879	1800		29
640590 OTHER FOOTWEAR	10143	51583	7810	76092
640610 OTH PARTS OF FOOTWEAR N.S.	1841	42530	234	15553
640620 OUTER SOLE/HEEL OF RUB/PLASTIC	2217	38177	6090	20930
640690 PARTS OF FOOTWEAR/OTH MATERIAL	2010	20542	12106	24389

Contd.

10.11 Imports by Economic Categories (Detail)

(In Thousand Rupees)

ITEMS	OCTOBER, 2014	FROM JULY, 2014	OCTOBER, 2013	FROM JULY, 2013
650100 HAT-FORM/BODY,HOODS OF FELT	231	231		23
700800 MUL-WALLED INSULATE UNIT GLASS	3723	66097		693
700910 REAR VIEW MIRRORS FOR VEHICLES	4542	19702	2463	14129
700991 UNFRAMED GLASS MIRRORS	72458	229553	54012	165186
701399 O-GLASSWARE INDOOR DECORATION	178902	700805	101102	473274
701890 OTH GLASS ART O/T IMI-JEWELERY	4175	13966	6935	27700
701911 SILVER/ROVINGYARN C/STAND=50MM	271	392		164
701912 ROVINGS	5410	35156	4155	20590
702000 OTH ARTICLES OF GLASS	2683	13232	2688	9536
710121 CULTURED PEARLS UNWORKED				99
710239 OTH NON-IND DIAMOND WORK,N-MOU			80	80
710310 UN-WORKED/SIMPLY SAWN PRE-STON	2755	16565	794	2374
710590 OTH DUST/POWDER NAT SYN PRE ST		10		131
710610 SILVER POWDER		6		
710691 SILVER UNWROUGHT	29951	29951	1077	612317
710692 SEMI-MANUFACTURED SILVER	8188	37536	5270	12111
711019 OTH PLATINUM OTH SEM MFG FORM	2930	2930		17
711049 OTH MET-PLAT GRUD/ALOY S-MED F				13
730890 OTH STRUCTURE OF IRON OR STEEL	491998	1669925	187835	936417
730900 RESERVATORS,TANKS,VATS SIMICONT	370	92656	58064	76894
731010 TANKS,CASKS,DRUMS,CANS,BOX>50	268	10272	295	26550
731021 CAN,CLOSED BY SOLD/CIMP CAP<50		17668	1033	9597
731029 OTH TANK,CASK,DRUM,BOX CAP<50	51154	394054	123371	200875
761090 ALUM STRUCTURE & PARTS N.E.S.	61444	280353	2153	28684
761100 ALUM RESERVOIRS,TANKS VATS ETC	17	17		213
761210 COLLAPSIBLE TUBULAR CONTA ALUM	129	6354	3139	12957
761290 OTH CASKS,DRUM,CAN,BOXES ALUMI	82318	699780	108415	538041
890800 VESSELS&F-STRU FOR BREAKING UP	6202406	23347486	5085759	39677077
900110 OPTICAL FIB,OPTI FIB BUNDLES	14871	131450	13709	81123
900120 SHEET,PLATE OF POLARISING MATE		397		
900130 CONTACT LENSES.	944	4468	780	4704
900140 SPECTACLE LENSES OF GLASS.	2657	15584	2676	11421
900150 SPECTACLE LENSES OTH MATERIAL	243	5969	431	1332
900190 OTH LENSES, PRISMS, MIRRORS	238	3273		2669
900211 OBJECTIVE LENSE CAMRA/PROJECTOR	380	1932	306	1636
900219 OTHER OBJECTIVE LENSES.	201	1694	74	582
900220 FILTERS FOR OBJECTIVE LENSES		26		
900290 OTH,MOUNTED OPTICAL ELEMENTS	7407	13863	2977	4660
900311 FRAMS,MOUNTINGS OF PLASTICS	664	2948	103	702
900319 FRAM,MOUNTING OF OTH MATERIAL	4156	14015	2234	6437
900390 PART FOR FRAMES&MOUNT SPECATLE		82		
900410 SPECTACLES,GOGGLES SUNGLASSES	31776	97424	22131	77286
900590 PARTS/ACCESSORIE OF BINOCULARS		189	23	279
900630 CAMERA USED IN UNDERWATE SURVY		15		82
900640 INSTANT PRINT CAMERAS		412	2500	2830
900651 CAMERA(SLR) FOR FILM WD!>35MM		19		
900653 OTH CAMERA ROLL FILM OF35MM				346
900659 OTH CAMERA PHOTOGRAPHIC		1042	250	300
900661 DISCHARGE LAM FLASHLIGHT APPAR	65	106	93	93
900669 OTH PH-GRAPHIC FLASHLIGHT APPA	230	922	650	1319
900691 PARTS,ACCE PHOTOGRAPHIC CAMERA	858	2470	200	951
B. CAPITAL GOODS TOTAL	32235050	132826037	22097485*	94506005
250100 SALT/PURE SODIUM CHLORIDE	1732	13937	1220	8387
250300 SULPHUR OF ALL KINDS	21311	228317	23237	485416
250410 NATURAL GRAPHITE OF ALL KINDS	6818	35090	1336	28692
250490 OTHER,NATURAL GRAPHITE		1523		246
250510 SILICA SANDS AND QUARTZ SANDS	1955	5845	4259	9536
250590 OTHER NATURAL SANDS	16165	20376	544	4917
250610 QUARTZ (O/T NATURAL SANDS)		997		93
250620 QUARTZITE ROUGHLY TRIMMED				2857

Contd.

10.11 Imports by Economic Categories (Detail)

(In Thousand Rupees)

ITEMS	OCTOBER, 2014	FROM JULY, 2014	OCTOBER, 2013	FROM JULY, 2013
250700 KAOLIN & OTH KAOLIN CLAYS	48365	267894	70316	226653
250810 BENTONITE	2132	16807	3944	29040
250830 FIRE-CLAY		327		1067
250840 OTHER CLAYS	3633	23097	4794	13440
250860 MULLITE	2047	2047		
250900 CHALK	19235	55499	13009	40261
251110 NATURAL BARIUM SULPHATE	6576	11830	1776	167858
251200 SILICEOUS FOSSIL MEALS	2166	7764	1385	8871
251310 PUMIC STONE W/NOT HEAT TREATED	6411	17823	4716	12080
251320 EMERY,NATURAL CORUNDUM,GARNET	5549	22988	4963	13740
251511 MARBLE/TRAVERTINE,CRUDE ROUGH	669	50531	1940	3795
251512 MARBLE,TRAVERTINE,MERELY CUT	956	2692		1452
251611 GRANITE,CRUDE/ROUGHLY TRIMMED		4019	717	3220
251612 GRANITE,MERELY CUT,BY SAWING		48		668
251620 SANDSTONE,CRUDE/ROUGHLY TRIMED		664		1719
251690 OTH MONUMENTAL BUILDING STONE			656	874
251710 PEBBLES,GRAVEL/CRUSH STONE ETC			373	427
251741 GRANULES,CHIP & POWDER,MARBLE	263	1335		
251749 OTH GRANULE,CHIPPING & POWDER	201	754		
251830 DOLOMITE RAMMING MAX		3255		
251990 OTH FUSED MAGNESIA,DEAD BURNED	14440	45956	11237	23089
252010 GYPSUM; ANHYDRITE	5227	16115	2134	8033
252020 PLASTERS OF CALCINED GYPSUM	33	2661	466	1043
252210 QUICKLIME				35
252220 SLAKED LIME		1303	870	2639
252230 HYDRAULIC LIME		29		50
252310 CEMENT CLINKERS		2600	1027	1027
252321 WHITE PORTLAND CEMENT	24	83		1076
252329 OTHER PORTLAND CEMENT	50673	254923	1184	45173
252330 ALUMINOUS CEMENT(CEMENT FONDU)	255	873	5467	9017
252390 OTHER HYDRAULIC CEMENTS	13787	139550	17040	138954
252410 ASBESTOS CROCIDOLIITE		2293		
252490 OTHER ASBESTOS	43147	104735		108849
252520 MICA POWDER		1017	1033	2776
252610 NATURAL STEATITE,NOT CRUSHED	243150	1012711	166920	886258
252620 NATURAL STEATITE,CRUSH/POWDER	1080	9883	2025	7801
252800 NATURAL BORATES & CONCENTRATES		94		
252910 FELDSPAR				50
252922 FLUORSPAR>97% CALCIUM FLORIDE	2584	2584		102
253010 VERMICULITE,PERLITE CHLORITES		1614	744	744
253090 OTHER,MINERAL SUBSTANCES	22148	136746	21203	149719
260111 IRON ORES,CONCEN,NON-AGGLOMERT	606608	1482167		904409
260200 MAGANESE ORES & CONCENTRATES		116543		
260400 NICKLE ORES AND CONCENTRATES		111		
260700 LEAD ORES AND CONCENTRATES	760	4354	3103	3210
261000 CHROMIUM ORES AND CONCENTRATES	6318	12957	96	478
261400 TITANIUM ORES & CONCENTRATES	2407	13565	6600	9948
261510 ZIRCONIUM ORES AND CONCENTRATE	1691	5351		
261800 GRANULATED SLAG M/G IRON,STEEL	32218	95796		236
261900 SLAG,DROSS OTH WASTE,IRN/STL	5570	17027	6190	13717
262011 HARD ZINC SPELT MAINLY OF ZINC		647	1783	1783
262019 OTH,ASH&RESIDUE C/MAINLY ZINC	11494	17894	1051	5101
262190 OTH SLAG &ASH,RESIDUES M-WAST	1618	3180	325	5021
270111 ANTHRACITE NOT AGGLOMERATED		837	1212	1212
270112 BITUMINOUS COAL,NOT AGGLOMERAT				124726
270119 OTHER COAL,NOT AGGLOMERATED	5156753	18911406	1220835	7210317
270120 BRIQUETTES SIMILAR SOLID FUEL	72	72	243	806
270210 LIGNITE NOT AGGLOMERATED		1623	813	813
270300 PEAT INCLPEAT LITTER	1641	5886	1120	6284
270400 COKE/SEMI OF COAL,RETORT CARBN	216009	1064202	104472	437951
270500 COAL GAS,WATER GAS,SIMILAR GAS	28	28		

Contd.

10.11 Imports by Economic Categories (Detail)

(In Thousand Rupees)

ITEMS	OCTOBER, 2014	FROM JULY, 2014	OCTOBER, 2013	FROM JULY, 2013
270600 TAR FROM COAL/LIGNITE/PEAT ETC				1594
270730 XYLENE (XYLENES)	175740	741499	160895	857979
270740 NAPHTHALENE				601
270750 OTH STOCK FOR CARBON BLACK	13084	84745	4015	90036
270791 CREOSOTE OILS		1611		
270799 OTH OIL /PROD DISTILLION COALTAR	78639	214557	6092	90221
271019 KEROSENE,INCL KER.TY. JET FUEL	1427667	4602240	1104385	3546477
271129 OTH GAS HYDROCARBON GAS STATE	77	1234	884	2954
271210 PETROLEUM JELLY	30452	107562	15629	65943
271220 PARAFIN/WAX,CONT WT<0.75%OIL	16176	121835	40392	97041
271390 OTH RESIDUE PETROLEUM BITUMEN	3269	3282		
271410 BITUMEN OIL SHALE & TAR SANDS				12359
271500 BITUMEN MIXTURES,NATURAL	4355	27127	91816	221643
280110 CHLORINE				1093
280120 IODINE	1063	116020	11028	99670
280200 SULPHUR,SUB/PRE COLLI.SULPHER	1215	2012	1187	5502
280300 CARBON(INCL CARBON BLACK)NES	59258	238375	55176	382055
280410 HYDROGEN.		1557		3021
280421 ARGON	2974	17073	5904	23428
280429 OTHER, RARE GASES.	6033	22334	23650	52524
280430 NITROGEN	339	390		265
280440 OXYGEN	133	709	90	18987
280450 BORON, TELLURIUM		5		261
280461 SILICON CON & 99.99% BY WEIGHT	5381	5381		
280469 OTHER SILICON	1439	2736	1541	3483
280470 PHOSPHORUS	4172	21510	8417	21419
280480 ARSENIC		11526	4155	7972
280490 SELENIUM	23300	69352	8512	44188
280519 OTHER ALKALI METALS	2256	14486	33	4508
280540 MERCURY	1151	7026		1291
280610 HYDROGEN CHLORIDE (HCL ACID)	30	2569	39	1312
280700 SULPHURIC ACID; OLEUM	358	358	267	2103
280800 NITRIC ACID;SULPHONITRIC ACIDS	5800	36499	13936	39211
280910 DIPHOSPHORUS PENTAOXIDE		3626	669	1021
280920 PHOSPHORIC/POLPHOSPHORIC ACIDS	1760686	9389458	2347944	9142606
281000 OXIDES OF BORON;BORIC ACIDS	15178	71205	19860	69224
281111 HYDROGEN FLUORIDE		3403		897
281119 OTHER INORGANIC ACIDS.	14167	50438	14344	48622
281121 CARBON DIOXIDE	21390	99393	7305	175455
281122 SILICON DIOXIDE (SILICA)	50245	212049	41531	159508
281129 OTH INORGANIC OXYGEN COMPOUNDS	4306	6662	2128	8851
281210 CHLORIDES AND CHLORIDE OXIDES	14	76		20
281290 OTH HALIDE/HALIDE OXIDES	922	6915		8599
281420 AMMONIA IN AQUEOUS SOLUTION	767	1375	16	1652
281511 SODIUM HYDROXIDE SOLID	11684	27041	628	16089
281512 SODIUM HYDROXIDE AQUEOUS SOL	6	659		511
281520 POTASSIUM HYDROXIDE (CAUSTIC)	41743	171601	7470	69328
281610 HYDROXIDE/PEROXIDE OF MAGNESUM	3900	19200	4285	13852
281640 STRONTIUM,OXIDE,H-OXIDE,PEROXI		816		
281700 ZINC OXIDE;ZINC PEROXIDE	6624	58566	12745	53221
281810 ARTIFICIAL CORUNDUM NOT DEFIN	3325	10527		6121
281820 ALUMINIUM OXIDE O/T ARTIFICIAL	38902	95454	15684	50003
281830 ALUMINIUM HYDROXIDE	32791	131090	31744	157846
281910 CHROMIUM TRIOXIDE	4928	36826	4119	30719
281990 OTH,CHROMIUM OXIDES&HYDROXIDE	1949	4831		7795
282010 MANGANESE DIOXIDE	3	319	5231	5231
282090 OTHER, MANGANESE OXIDES	96	15348		
282110 IRON OXIDES AND HYDROXIDES	46167	199391	18833	109520
282200 COBALT OXIDE & HYDROXIDE	5370	23357	7188	29096
282300 TITANIUM OXIDES.	13990	112587	26881	86844
282410 LEAD MONOXIDE(LITHARGE,MASICOT	4	2545		3601

Contd.

10.11 Imports by Economic Categories (Detail)

(In Thousand Rupees)

ITEMS	OCTOBER, 2014	FROM JULY, 2014	OCTOBER, 2013	FROM JULY, 2013
282490 OTHER, LEAD OXIDES		837		807
282510 HYDRAZINE, YDROXYLAMINE SALT	4639	28724	8555	26975
282520 LITHIUM OXIDE AND HYDROXIDE	35	1317	1089	7393
282530 VANADIUM OXIDES AND HYDROXIDES		73	6225	12680
282540 NICKEL OXIDES AND HYDROXIDES				1969
282550 COPPER OXIDES AND HYDROXIDES				11615
282560 GERMANIUM OXID/ZIRCONIUMDIOXID		2		
282570 MOLYBDENIUM OXIDES/DIOXIDES		418		
282580 ANTIMONY OXIDES		18862		29450
282590 OTH INORGANIC BASE/METAL OXIDE	35	5900	4344	7646
282619 OTHER, FLOURIDES	1610	10382	15	2511
282630 SODIUM HEXAFLOROALUMINATE		98		2078
282690 OTHER, COMPLEX FLUORINE SALTS	85	2841	28	4436
282710 AMMONIUM CHLORIDE	14907	22024	7801	20421
282720 CALCIUM CHLORIDE	9730	33916		7414
282731 CHLORIDES OF MAGNESIUM	2496	9060	2037	6788
282732 CHLORIDES OF ALUMINIUM		1212	822	829
282735 CHLORIDES OF NICKEL		4168	220	4962
282739 OTHER CHLORIDES:	18861	70212	3780	11393
282741 CHLORIDE OXIDE/HYDROXIDE COPER		298		
282749 OTH CHLORIDE OXIDE/HYDROXIDES	187	541	192	192
282751 SODIUM POTASIUUM BROMOMIDES	9	2068		411
282759 OTH BROMIDE/BROMIDE OXIDE	1860	9742	6006	6618
282760 IODIDES AND IODIDE OXIDES	4785	10839	2654	6769
282810 COM CAL HYP (BLEACHING POWDER)		2	957	957
282890 OTH HYPOCHLORITES/HYPOBROMITES	3150	15813	3315	6489
282911 CHLORATES OF SODIUM	4596	11092	2699	2702
282919 OTH CHLORATES/PERCHLORATES	38990	185143	43993	206646
282990 OTH BROMATES/PERBROMATE/IODATE	924	39582		976
283010 SODIUM SULPHIDES	201982	530403	94880	278758
283090 OTH, SULPHIDES, POLYSULPHIDES			8684	8793
283110 SODIUM DITHIONITE, SULPHOXYLATE	101441	441864	96412	274634
283190 OTH DITHIONITE & SULPHOXYLATE	35418	230053	28693	258281
283210 SODIUM SULPHITES (NEUTRAL)	30202	156947	23615	112692
283220 OTHER SULPHITES		3777	24	110
283230 THIOSULPHATES	1577	6590	26	2989
283311 DISODIUM SULPHATE	156907	515034	49088	269885
283319 OTHER SODIUM SULPHATES	1081	15862	836	9458
283321 MAGNESIUM SULPHATE (EPSOM SLATE)	629	7074	35	1831
283322 SULPHATES OF ALUMINIUM	5228	28543	2623	17882
283324 SULPHATES OF NICKLE	6536	18783	1232	28803
283325 SULPHATES OF COPPER	13415	52086	9938	44864
283327 SULPHATES OF BARIUM	5332	22459	5827	25946
283329 OTHER SULPHATES	70602	566875	74652	354688
283330 ALUMS	9	352		668
283340 PEROXOSULPHATES (PERSULPHATES)	4024	15194	3520	14960
283410 NITRITES	6583	27353	5523	21561
283421 NITRATES OF POTASSIUM	3514	22009	5786	20039
283429 OTHER, NITRATES	8090	19604	6576	19350
283510 PHOSPHINATES & PHOSPHONATES	4931	21319	2534	12071
283522 PHOSPHATES OF MONO-OR DISODIUM	6990	42487	5057	24304
283524 PHOSPHATES OF POTASSIUM	7245	15108	357	5731
283525 CALCIUM HYDROGEN-ORTHOPHOSPHAT	86484	398700	45299	292050
283526 OTH CALCIUM PHOSPHATE (PURE)	15321	161190	1847	39620
283529 OTHER, PHOSPHATES	6557	23232	2186	11009
283531 SODIUM TRIPHOSPHATE	60494	296567	49033	299191
283539 OTHER, POLYPHOSPHATES	35736	128850	11660	40308
283620 DISODIUM CARBONATE NATURAL	41017	371326	176455	508115
283630 SODIUM HYDROGEN CARBONATE	6535	40873	6140	37459
283640 POTASSIUM CARBONATE	2630	107810	43689	90101
283650 CALCIUM CARBONATE	8592	73498	15001	45336

Contd.

10.11 Imports by Economic Categories (Detail)

(In Thousand Rupees)

ITEMS	OCTOBER, 2014	FROM JULY, 2014	OCTOBER, 2013	FROM JULY, 2013
283660 BARIUM CARBONATE	3400	41581	1949	33629
283691 LITHIUM CARBONATE	2242	2242		
283692 STRONTIUM CARBONATE		74		3
283699 OTHER, CARBONATES	61866	152816	23572	102081
283711 CYANIDES OF SODIUM	3	30820	17800	28991
283719 OTH CYANIDE/OXIDES		3039	31	60
283720 COMPLEX CYANIDES	23	207	642	713
283911 SODIUM METASILICATES		4293	60	3524
283919 OTHER, SILICATES		5262	1959	5812
283990 OTHER, METAL SILICATE	3422	20882	1758	7543
284011 SODIUM TETRABORATE ANHYDROUS		396		
284019 OTH DISODIUM TETRABORAT(REFINE	5308	49560	6773	31083
284020 OTHER, BORATES	154	566		2846
284030 PEROXOBORATES (PERBORATES)		729	38	18143
284130 SODIUM DICHROMATE	20800	105734	55592	108875
284150 OTH CHROMATE DI/PER CHROMATES	3752	7602	3037	7477
284161 POTASSIUM PERMANGANATE	50	8020		16446
284170 MOLYBDATES	918	2036	126	2094
284180 TUNGSTATES (WOLFRAMATES)		4		
284190 OTH,SALT OXOMETALIC/PEROX ACID	644	1745		1426
284210 DOUBLE OR COMPLEX SILICATES.	18086	62600	7054	32196
284290 OTHER SALTS OF INORGANIC ACIDS	168	2206	6699	10314
284310 COLLOIDAL PRECIOUS METALS	92	92		
284321 SILVER NITRATE.	524	1080	9	228
284329 OTHER,SILVER COMPOUNDS	6645	7076		2884
284330 GOLD COMPOUNDS.		204		124
284390 OTHER COMPOUNDS,AMALGAMS		1293	1296	3632
284410 NATURAL URANIUM,ITS COMP ALLOY	348	348		
284430 URANIUM DEPLET THORIUM IT COMP				30
284440 RADIOACTIVE EL/ISOTOP COMP ALY	11268	44913	43366	81028
284450 SPENT FUEL EL NUCLEAR REACTOR	653	653		
284590 OTH ISOTOPES & THEIR COMPOUNDS	248	248		
284610 CERIUM COMPOUNDS.	113	119		593
284690 OTH RARE EARTH METAL COMPOUNDS	33	44		308
284700 HYDROGEN PEROXIDE SO-WITH UREA	21344	90516	16776	217612
284800 PHOSPHIDES,CHEMICALLY DEFINED				2194
284910 CALCIUM CARBIDES	15915	285764	37174	186785
284920 SILICON CARBIDE		13011		4005
284990 OTHER CARBIDE		84		65
285000 HYDRIDE,NITRIDE,AZIDE,BRMD ETC	70	1816	34	34
285210 INORG/ORGANIC COMP OF MERCURY	731	4168		4117
285290 OTH INORG/ORGA COMP-MERCURY		908		545
285300 OTH INORGANIC COPM AMALGAMS	147	639	47	2493
290899 OTH SULPHONATED DER OF PHENOLS	23416	29899	25251	25471
290911 DIETHYL ETHER		227		185
290919 OTHER, ACYLIC ETHER	959	12067	11246	14547
290920 CYCLANIC,CYC ETHER HALOGEN DER	76	216		
290930 AROMATIC ETHER HALOGEN SULPH'T	9839	36930	10260	25762
290941 2,2-OXYDIETHANOL(DIETHYL GLYCL	72827	296098	39179	208923
290943 MONOBUTYL ETHER,ETHYLEN GLYCOL	18538	50778	17612	57139
290944 MONOALKYL ETHER,ETHYLEN,GLYCOL	20848	117746	16565	121370
290949 OTH,ETHERS THEIR DERIVATIVES	26065	107678	13717	71367
290950 ETHER-PHENOLS,ETHERALCH PHENOL	5551	12216	682	2350
290960 ALCH PEROXID,ETH PEROXID,KETON	19122	96687	22489	65245
291010 OXIRANE (ETHYLENE OXIDE)	135	3032	4924	4924
291030 1-CHLORO-2,3-EPOXYPROPANE	8077	20116	898	8950
291090 OTH,EPOXIDE,EPOXYALCH,EPOXYPHL		2257	829	3455
291100 ACETAL HEM/ACETAL,OXYFUNC HEL		141		
291211 METHANE WITHOUT OTH OXYGN FUNC	171	4295	1839	1948
291212 ETHANE WITHOUT OTH OXYGEN FUNC		194		734
291219 OTH,ACYCLIC ALDEHYD W/O OTHOXY	11036	58370	12652	45382

Contd.

10.11 Imports by Economic Categories (Detail)

(In Thousand Rupees)

ITEMS	OCTOBER, 2014	FROM JULY, 2014	OCTOBER, 2013	FROM JULY, 2013
291221 BENZALDEHYDE W/O OTH OXY FUNC				411
291229 OTH CYCLIC ALDEHYD W/O OXY FUN	5841	19245	1011	7710
291241 VANILLIN(4-HYDROXY-3-METHOXYBZ	3907	24330	8001	28589
291242 ETHYLVANILIN(3-ETHOXY-4HYDROXY	1033	5137	1118	17860
291249 OTH ALDEHYDE-ETHER/PHENOL/OXYG	1235	2016	44	71
291250 CYCLIC POLYMERS OF ALDEHYES			98	196
291260 PARAFORMALDEHYDE	4777	22427		6427
291300 HALOGEN,SULPHONAT,NITRAT DERV		6		3
291411 ACETONE	9346	37889	5556	32931
291412 BUTANONE(METHYL ETHYL KETONE)	26979	161097	24594	176167
291413 4-METHYLPENTAN-2-ONE	5714	7631		5959
291419 OTH,ACYCLIC KETONE W-OUT OXY-F	128	161	242	818
291422 CYCLOHEXANONE,METHYLCYCLOHEXON	19895	70912		22956
291423 IONONES AND METHYLIONONES	322	2613		1939
291429 OTH,CYCLANIC ETC W/O OTHOXYGN	782	5598	24	12105
291439 OTH,AROMATIC KETONE W/O OXYGEN		599	21	277
291440 KETONE-ALCOHOL KETONE-ALDEHYDE	11586	24051	8608	19932
291450 KETONE-PHENOL/KETONE W/O OXYGN	4764	10608	1610	10248
291461 ANTHRAQUINONE	499	499		3551
291469 OTHER QUINONES	4921	16334		14716
291470 HALGENATDED,SULPHONATED,DERIVA	738	3156	574	580
291899 OTH INDREDIENTS FOR PESTICIDES	52653	181176	35079	154830
291990 OTH PHOSPHORIC ESTER/SALT/DERI	12546	41856	8586	36268
292090 OTH ESTER OTH INORGANIC ACID	24480	39616	6996	48095
292111 METHYLAMINE,DI/TRI & ITS SALT	12988	38957	3327	33042
292119 OTH ACYCLIC MONOAMIN/DERV/SALT	5048	14464	1739	10510
292121 ETHYLENEDIAMINE AND ITS SALTS	13933	29685	1548	13902
292122 HEXAMETHYLENEDIAMINE/ITS SALTS	2816	2816		5497
292129 OTH ACYCLIC POLYAMIN/DERV/SALT	2449	13532	8366	10821
292130 CY-CLANIC,LENIC LOTERPENI/SALT	2098	12405	987	18459
292141 ANILINE AND ITS SALTS		11674	6194	9106
292142 ANILINE DERIVATIVES/ITS SALT	22601	132559	27654	93672
292143 TOLUIDINE/ITS DERIVATIV/SALT	7100	11656	7315	17192
292145 1,2-NAPHTHYAMINE/ITS DERIVATE	924	9201	836	55791
292149 OTH,AROMATIC MONOAMIN DER/SALT	8326	153337	48270	141393
292151 O,M,P-PHENYLENE,DIAMINE SALT	16420	102959	24835	133226
292159 OTH AROMATIC POLYAMIN DER/SALT	22762	73152	13122	39234
292211 MONOETHANOLAMINE AND ITS SALTS	12193	38541	4193	20545
292212 DIETHANOLAMINE AND ITS SALTS	8178	19751	329	24905
292213 TRIETHANOLAMINE AND ITS SALTS		7181	8745	23048
292219 OTH AMINO-ALCH ETHER/ESTR/SALT	154034	458828	79375	337865
292221 AMINOHYDROXYNEPHLENE ACID/SALT	33608	94489	30081	95397
292229 OTH AMINO NAPHTHOL/PHENOL ETHER	83594	348765	21576	164798
292239 OTH AMINO ALDEHYDES	282	580	3547	8196
292241 LYSINE/ITS ESTER SALT THEREOF	282610	1116165	199619	1266927
292242 GLUTAMIC ACID AND ITS SALTS	177638	779243	159280	540084
292249 OTH AMINOACID/ESTER O/T OXYFUN	225925	966485	181756	761645
292250 AMINO-ALCHL/ACIDPHENOL/IT COMP	152324	459914	125733	344467
292310 CHOLINE AND ITS SALTS	6301	9479	1693	10135
292320 LECITHIN/OTH PHOSPHOAMINOLIPID	6198	56573	7798	38074
292390 OTH QU-AMMONIUM SALT/HYDROXID	43110	261465	32779	219565
292412 FLUOROACETAMIDE(ISO)MONOCROTO	354	354		340
292419 OTH AMIDE COMP,CARBONIC ACID	69713	325843	39130	219325
292421 UREINES/DERIV/SALT THEREOF	15594	44549	9304	41519
292429 OTH CYCLIC AMIDE DERIV/SALTS	229868	582531	113610	670911
292511 SACCHARIN AND ITS SALTS	22034	65804	6422	67276
292519 OTH IMIDE/DERIV/SALT THROF	356	9666	3448	8669
292529 DIPHENYL-GUANIDINE	33475	147407	40881	181711
292610 ACRYLONITRILE		6342		2912
292620 1-CYANOQUANIDINE(DICYANDIAMIDE	8315	33183	1725	20176
292690 OTH,NITRILE-FUNCTION COMPOUNDS	196955	1237483	127772	659631

Contd.

10.11 Imports by Economic Categories (Detail)

(In Thousand Rupees)

ITEMS	OCTOBER, 2014	FROM JULY, 2014	OCTOBER, 2013	FROM JULY, 2013
292700 DIAZO-,AZO-/AZOXY-COMPOUNDS	11727	80046	13825	58202
292800 ORGANIC DERV,HYDRAZIN/HYDOXY	9500	25280	3012	16955
292910 ISOCYANATES W-NITROGEN FUNCTIO	364927	1142616	215822	889125
350790 OTH ENZYMES/PREP ENZYMES	208354	747342	175918	702561
360200 PREP EXPLOSIVE O/T POWDER	231	6705		422
381590 OTHER CATALYTIC PREPARATIONS	13257	145176	10583	173582
401039 TRANS SYS.BELT OTH 150-198 CM	14942	73613	12387	63446
401110 NEW PNEUM TYRES FOR MOTOR CARS	167906	816493	158036	623590
401120 NEW PNEUM TYRES FOR BUS/LORRY	1945696	8618611	1319694	5515699
401130 NEW PNEUM TYRES RUB AIRCRAFTS	22422	71522	843	12430
401140 NEW PNEUM TYRE RUBB MOTORCYCLE	5912	28729	8301	31845
401150 NEW PNEUM TYRE RUBB BICYCLES	3367	14624	1888	11833
401161 TYRE AGRICULTURE VEH/MACHINE	137594	483383	83995	314531
401162 TYRE INDUSTRIAL VEH=61 CMS		376		
401163 TYRE INDUST/CONS VEH>61 CMS		9336	2518	2593
401169 OTHER TYRE HERRING BONE	158	191		296
401192 OTHER TYRE AGRICULTURE/MACH	157	302	2185	7932
401193 OTH TYRE INDUSTRIAL VEH=61 CM	1606	7401	1760	5038
401194 OTH TYRE INDUSTRIAL VEH>61 CM		2655	657	14465
401199 OTH TYRE NEW PNEUMATIC RUBBER	45812	207215	27888	105355
401212 RETREATED TYRE FOR BUSES/LORRY		159		539
401213 RETREATED TYRE FOR AIRCRAFTS	2837	7152	7705	44578
401219 OTHER RETREATED TYRE OF RUBBER		19		
401290 OTH USED PNEUMATIC TYRE RUBBER	316	12812	1464	23307
401310 INNER TUBES,OF MOTOR CAR/BUSES	14420	71868	12730	52104
401320 INNER TUBES FOR BICYCLES	4730	15537	6222	17776
420340 OTHER CLOTHING ACCESSORIES	38386	137893	56635	185070
440290 OTH WOOD CHARCOAL NOT AGGLOMER	1664	5697	1384	4034
440500 WOOD WOOL;WOOD FLOUR.				2395
440710 CONIFEROUS WOOD SPECI SAW/CHIP				2727
440725 TROPICAL WOOD DARK RED MERANTI	39401	78649	12931	37876
440726 TROPICAL WOOD WHITE LAUAN ECC	21572	71854	8863	48856
440727 SAPELLI			619	4582
440729 OTH TROPICAL WOOD NON-CONF SAW	291016	1503987	237999	979074
440791 OAK WOOD,SWAN/CHIPPED LEN WISE	1476	1489	2030	3219
440792 BEECH WOOD SWAN/CHIPPED L/WISE	8563	54866	6873	48291
440793 OTH TROPICAL WOOD OF MAPLE			8473	8473
440795 OTH TROPICAL WOOD OF ASH	70067	290503	27756	105761
440890 OTH.LAMINAT WOOD SAWN.SLICED6M	6564	41272	12908	40267
440921 WOOD NON-CONIFEROUS OF BAMBOO		709		
441700 TOOLS/BODIES/HANDLE OF WOOD	1060	1082	566	570
441810 WINDOWS FRENCH WINDOWS & FRAME		20	2272	2272
441820 DOORS FRAMES AND THERSHOLDS	15315	44046	9942	24146
441840 SHUTTERING FOR CONCRETE C/WORK		13693		
441872 OTH MULTILAYER FLOORING PANELS		1382		
441879 OTH ASSEMBLED FLOORING PANELS	329	448	15	15
551694 W-FAB ART FIB<85%WT O/FIB PTIN	224970	2317397	92139	359266
560121 OTH ARTICLES OF COTTON WADDING	2783	4526	1195	2291
560122 OTH WADDING OF MAN-MADE FIBRES		1555	605	19450
560129 OTHER, WADDING ARTICLES	2843	15290	6091	18211
560600 GIMPED YARN,AND STRIP AND LIVE	42993	150222	26335	79896
560721 BINDER/BALER TWINE OF SISAL		3271	2318	2318
560729 OTH,TWINE,CORDAGE,ROPE&CABLE	3375	10877	1877	15245
560741 BINDER/BALER TWINE OF POLYTHNE	3388	17997	13110	16604
560749 OTH TWINE,CORDAGE,ROP,CAB POLY	17017	36195	7468	23686
560750 TWINE,CORDAGE,ROPE,OTH SYN FIB	5108	22633	3379	12462
560790 OTH,TWINE,CORDAGE,ROPE & CABLE	3912	17079	3488	14245
560811 FISHING NETS MAN-MADE TEX MAT	55833	194109	41597	85986
560819 OTH, MADE UP NETS OF TEX MAT	15586	46846	11751	27126
560890 OTH,NOTTED NETS/NETTING ROPE	4432	19865	3287	7228
591000 TRANSMISON CONYOR BELT TEX MAT	27038	56455	14341	59806

Contd.

10.11 Imports by Economic Categories (Detail)

(In Thousand Rupees)

ITEMS	OCTOBER, 2014	FROM JULY, 2014	OCTOBER, 2013	FROM JULY, 2013
591110 TEX FAB,FELT & FELT-LINED FAB.	20485	97325	16163	74962
591120 BOLTING CLOTH,WHET/NOT MADE UP	3677	13286	1552	7253
591131 TEX FAB & FELTS,< 650G/SQM .	1421	15761	6012	45285
591132 TEX FAB & FELTS,>O650G/SQM .	45645	143024	16507	81658
591140 STRAINING CLOTH USEDOIL PRESS	383	556		79
670490 WIGS,BEARD,EYE-BROW OF OTH MAT	59	594	87	97
680100 ARTICLE OF STONE PLAS CEMET		1811		20
680210 TILES CUBES AND SIMILAR ARTICL	716	2236		2
680221 OTH MONUMENTAL BUILD STONE/ART	22462	96583	17415	63662
680223 GRANITE	101225	441513	54430	238039
680229 OTHER STONE	231	1825		163
680291 OTH MARBL TRAVERTIN&ALABASTER		3257		2293
680293 OTHER GRANITE	1150	10183	734	4063
680299 OTHER STONE	37	264		2241
680690 OTH ARTICLE OF HEAT INSULATING	1273	10518	1699	10390
680710 ARTICLE OF ASPHALT IN ROLL	1513	5015		18
680790 OTH ARTICLE OF ASPHALT MATERL	1526	4163	408	770
681099 OTH ARTICLE OF CEMENT	708	3918	335	1057
681140 ARTICLES CONTAINING ASBESTOS				22
681182 O-SHT,PANEL,TILES,NOT CON ASBE		12463	5239	27795
681599 OTH ARTICLE OF STONE OTH MINRL	1256	25896	1794	13609
690100 BRICK , TILE OF SILI FOSSIL	124	2416	36	211
690210 REF BRICK,TILE>50%MG,CA	91417	472323	69992	659924
690220 CERAMIC>50%SILICA,ALUM	4812	98180	15849	43759
690390 OTH REFRECTORY CERAMIC GOODS	2297	39713	8208	40506
690410 CERAMIC BUILDING BRICKS	1104	1104		
690490 OTH C/FLOORING BLOCKS F/TILE	324	3221		898
690510 ROOFING TILES	298	298		
690590 OTH CHIMNEY-POTS,COWLS,ETC.	35	7131	11	73
690600 CERAMIC PIPES CONDUITS&FITING		3042		1102
690710 TILES CUBES ETC W/N RECT<7CM	6988	35265	20862	111860
690790 OTH,UNGLAZED CERAMICS	312823	1872024	128555	742666
690810 TILES CUBES AND SIMILAR ARTICL	9310	15492	749	4370
691490 OTH CERAMIC ARTICLES O/TH PORN	136	55721	44	258
700100 CULLET AND OTH WAST&SCRAP,GLAS				48
700210 BALLS IN GLASS UNWORKED	5763	15113	2488	4328
700220 RODS IN GLASS UNWORKED		265		24
700231 TUBE,FUSED QUARTZ/SILICA,UNWOR	26	167		716
700232 TUBE OF OTH GLASS UNWORKED		414		146
700239 OTHER, TUBES IN GLASS	47275	177706	48064	173297
700312 NON-WIRED SHEETS COLOURED,FLAS	22807	41120	5329	29323
700319 OTH NON WIRED SHEETS OF GLASS	14765	42030	13135	41332
700320 WIRED SHEETS GLASS	2631	2631	680	4014
700330 PROFILES OF GLASS		28		
700490 OTHER GLASS	4193	48665	2692	3619
700510 NON-WIRED GLASS HAVE ABSORBENT	11422	50610	17472	140993
700521 NON-WIRED GLASS COLOURED,OP/FE	3563	42116	9936	77184
700529 OTHER, NON-WIRED GLASS	6259	35656	3003	26929
700600 GLASS BENT, EDGE-H-70.03,04,05	1187	4672	163	2888
700711 THOUGHENED SAFTY GLASS FOR VES	32191	102719	9716	83539
700719 OTH THOUGHENED SAFTY GLASS	18913	75086	1654	8767
700721 LAMINATED SAFTY GLASS VEH/VESL	7713	36162	10141	74719
700729 OTHER, LIMINATED SAFETY GLASS	1946	63163	6586	63126
701090 OTH CARBOYS BOTT,FLASK,JAR,POT	95439	330235	84428	261746
701110 FOR ELECTRIC LIGHTING	2156	4809	480	1053
701400 SIGNALLING GL-WARE,OPTCAL ELEM	1539	3455	2116	3091
701610 GLASS CUBES/OTH SMALLWARE	4224	23786	8193	22690
701919 OTH YARN OF GLASS FIBRE/THREAD	2316	11319	913	12879
701931 GLASS MATS	19791	128037	22013	98645
701932 THIN SHEETS (VOILES)	29058	143803	37798	155651
701959 OTH WOVEN FABRICS	6502	31503	2964	17912

Contd.

10.11 Imports by Economic Categories (Detail)

(In Thousand Rupees)

ITEMS	OCTOBER, 2014	FROM JULY, 2014	OCTOBER, 2013	FROM JULY, 2013
710210 UNSORTED, (ROUGH) DIAMONDS		2901		2418
710490 OTH SYN/RECONSTI SEM/PRE STONE		301		
711890 OTHER COIN	1	212	49	49
720110 NON-ALLOY PIG IRON<0.5% PHOSP	45551	190427	44509	265299
720120 NON-ALLOY PIG IRON>0.5% PHOSP		12918	5995	100216
720211 FERRO-MANGANESE CONT 2% CARBON	82989	289633	40156	206419
720219 OTH FERRO-MANGANESE	7202	34417		52768
720221 FERRO-SLICON CONT >55% SILICON	41180	261380	18224	174780
720229 OTH FERRO-SILICON	4280	22617	10640	23968
720230 FERRO-SILICO-MANGANESE	115881	572680	147400	599129
720241 FERRO-CHROMIUM CONT >4% CARBON	4340	10359		6835
720249 OTH FERRO-CHROMIUM		15561	1055	3608
720270 FERRO-MOLYBDENUM	1619	4614		8019
720280 FERRO-TUNGSTEN&FERRO-SIL-TUNGS		1273		1206
720293 FERRO-NIOBIUM		671		
720299 OTHER FERRO-ALLOYS		5435	1844	3184
720310 FERROUS PROD BY DIR RUD IRONORE	629	629		61173
720390 OTH FERROUS PRODUCTS		12	20945	20945
720410 WASTE/SCRAP OF CAST IRON	6348	52447	2012	13990
720421 WASTE/SCRAP OF STAINLESS STEEL	15822	125702	24226	137883
720429 WASTE/SCRAP OF OTH ALLOY STEEL		759	8	2664
720430 WASTE/SCRAP TINNED IRON/STL	294507	1333992	309013	1326675
720441 TURNING,SHAVING,MILLING WASTE	3058097	13914689	1909300	9143787
720449 OTHER FERROUS WASTE AND SCRAP	5025528	19609013	3777178	15759033
720510 GRANULES OF PIG IRON	5121	15973	2152	12376
720529 OTH POWDER PIG IRON&SP IRON/ST	3114	18645	2897	10220
720610 INGOTS OF IRON ON STEEL.			34	34
720711 CONT 0.25% CARBON,IRON/N-ALY/S	443458	1185491		
720712 OTH RECTANGULAR CROSS SECT I/S		1027		
721790 OTH WIRE OF IRON/NON-ALLOY-STEL	28251	115431	25792	95532
722300 WIRE OF STAINLESS STEEL	6487	52825	8685	63577
732599 OTH CAST ARTI OF I/S NES	19099	45140	10801	29015
732611 GRIND BALL&SIMI ARTI FOR MILLS				21248
732690 OTH ARTICLES OF IRON & STEEL	378503	1322855	986079	1522861
740200 UN-REFINED CODDER, COPP ANODES	840	840		772
740311 REFINED COPPER,CATHODES&SECTIN	440743	2509853	602797	2392894
740312 REFINED COPPER WIRE-BARS		149		
740319 OTHER, REFINED COPPER	760	7611	3082	12674
740321 COPPER-ZINC BASE ALLOYS(BRASS)		15		5470
740322 COPPER-TIN BASE ALLOY (BRONZE)	3798	9669	743	798
740329 OTH COPPER ALLOYS(O/T H-74.05)		1765	4	971
740400 COPPER WASTE AND SCRAP	64520	298625	29210	134255
741999 OTHER, ARTICLES OF COPPER	5582	13643	7527	14353
750210 NICKEL, NOT ALLOYED	6667	232405	44600	280850
750220 NICKEL ALLOYS	76	141		293
750890 OTHER, ARTICLES OF NICKLES	79118	249997	50015	209663
760110 ALUMINIUM, NOT ALLOYED	415042	1045985	205417	752280
760120 ALUMINIUM ALLOYS	142793	563847	106499	539822
761699 OTHER,ARTICLES OF ALUMINUM	144831	370434	38371	168712
780110 REFINED UN-WROUGHT LEAD	792855	3376569	610657	2787270
780191 OTH UNWROUGHT LEAD CON ANTIMON				195870
780199 OTH UNREFIND LEAD&LEAD ALLOYED	22385	63320	2968	29862
780600 OTHER ARTICLES OF LEAD.	270	11108	3298	12855
790111 ZINC NOT ALLOYED WT=>99.99%	122091	320648	71955	283569
790112 ZINC NOT ALLOYED WT < 99.99%	224934	618282	225490	490408
790120 ZINC ALLOYS	38970	113972	22044	90674
790700 OTHER ARTICLES OF ZINC.	8653	33613	762	15697
800110 TIN, NOT ALLOYED	61386	195760	2179	40583
800120 TIN ALLOYS	2867	2867		594
800700 OTHER ARTICLES OF TIN		96	81	102
810196 OTHER WIRE OF TUNGSTEN		5393		26

Contd.

10.11 Imports by Economic Categories (Detail)

(In Thousand Rupees)

ITEMS	OCTOBER, 2014	FROM JULY, 2014	OCTOBER, 2013	FROM JULY, 2013
810199 OTHER ARTICLES OF TUNGSTEN		227		590
810296 OTHER MOLYBDENUM WIRE	332	357	664	1078
810299 OTH MOLYBDENUM AND ARTICLES				253
810411 UNWROUGHT MAGNESIUM BY WT99.8%		4220		7611
810419 OTH ARTICL UNWROUHT MAGNESIUM		446		186
810490 OTHER ARTICLE OF MAGNESIUM		715		85
810520 COBALT MATTES& OTH PRODUCTS				62
810590 OTH INTERMEDIATE PRO OF COBALT	14367	36981		10441
810790 OTH CADMIUM,WROUGHT & ARTICLES		404		
810890 OTH TITANIUM WROUGHT&ARTICLES	14437	408947	6807	366015
810990 OTH ZIRCONIUM AND ARTICLES		1435		391
811010 UNWROUGHT ANTIMONY POWDER	97233	320713	143405	286907
811100 MANGANES&ARTCL INC WASTE&SCRAP		13043	241	1382
811221 CHROMIUM UNWROUGHT POWDER				384
811229 OTH UNWROUG CHROMIUM INCL WAST	101	196	1847	4033
811259 OTH THALIUM UNWROUGH INCL WAST				150
811299 OTH BASE METAL UNWROUGH&ARTICL		34		42
961900 SANITARY TOWEL&TAMPON&SIMILAR	1046389	3588680	659423	2092726
3. CAPITAL GOODS TOTAL	109323722	399457575	78311133*	332630547
010611 MAMMALS				180
010614 RABBITS AND HARES		20		
010619 OTHER MAMMALS	448	1765	45	352
010620 RAPTIRES (INCL.SNAKES&TURTLES)	1153	1153		
010631 BIRDS OF PREY	236	302	16	253
010632 PSITTACIFORMES(INCL.PARROTS)	5691	34155	4451	22717
010639 OTHER BIRDS	448	718	230	523
010641 INSECTS		3632		3428
010690 OTHER LIVES ANIMALS	2359	5703	3491	5644
621790 PARTS OF GAR/CLOTH ACCESSORI	76	3805	558	1936
680410 MILL STONE AND GRIND STON MIL	16661	90516	6753	76608
680421 OTH MILLSTONE OF AGGLOMER SYNT	5797	26193	4639	32809
680422 MILL STONE AND GRIND STONE/OTH	66211	288648	46760	225036
680423 OTH MILLSTONE OF NATURAL STONE	1346	12130	1439	3693
680430 HAND SHARPENING POLISH STONE	810	5565	1062	4077
680510 BASE OF WOVEN TEXTILE FABRICS	28725	167441	8390	34860
680520 ON BASE OF PAPER OR PAPERBOARD	13459	60437	8109	58414
680530 ON BASE OF OTHER MATERIALS	14935	64794	9861	41116
680610 SLAG WOOL ROCKWOOL MINERAL WOL	1624	106620	1963	11172
680620 EXFOLIATED VERMICULITE EXPEND	1651	4671	784	845
680800 PANELS,BOARDS,TILES BLOCKS ETC	1838	4049	1626	8493
680911 BOARDS,SHEETS,PANELS,TILES ETC	1230	25447	9333	15003
680919 OTH BOARDS,SHEETS,PANELS OF PL		2716		4143
680990 OTH ARTICLE OF PLASTICS		1809		115
681011 BUILD BLOCK,BRICK OF CEMENT	111	161		
681019 OTH ARTICLE TILE,FLAGSTONE ETC	2337	11937	822	2418
681091 PREFABRICAT STRUCTURAL COMPONT	22664	86713		
681189 OTH ARTICLES NOT CON ASBESTOES		2822		
681291 CLOTHING ACCE OF ASBESTOES FIB			986	986
681292 PAPER MILLBOARDFELT ASBET FIBR		67	11	98
681293 COMPRESSD ASBESTOS FIB JOINING	10963	45455	1152	16044
681299 O-ARTI OF FABRICA ASBESTOS FIB	5024	12667	2713	6179
681320 FRICTION MATERIA CON ASBESTOES	9955	61867	3225	22099
681381 BRAKE LININGS&PADS VEH-H-8711	32240	110694	12665	24488
681389 O-BRAKE LINE&PADS NOT CON ASBE	5042	24968	6751	13676
681410 PLATES,SHEETS STRIPS OF AGLOM	375	3155		445
681490 OTH, ARTICLES OF MICA	215	3265	7	1076
681510 NON ELETICAL OF GRAPHITE	4089	45946	636	24343
681520 ARTICLE OF PEAT OTH ARTICLE	282	410	7	7

Contd.

10.11 Imports by Economic Categories (Detail)

(In Thousand Rupees)

ITEMS	OCTOBER, 2014	FROM JULY, 2014	OCTOBER, 2013	FROM JULY, 2013
681591 CONTAIN MAGNESTIC DOLOMITE/CHR			1	6
690290 OTH REFERECTORY BRIK/BLOK TILE		13447	35614	58301
690310 CERAMIC CON>50% GRAPHITE,CARB	6840	28719	16395	34235
690320 COLD TUNDISH LINING SLIDE GATE	6550	91095	12921	60571
690890 OTH GLAZED CERAMICS WALLTILES	488969	1990035	301340	1471926
690911 LAB CERM WARE PORCELAIN/CHINA		655	259	1321
690912 LAB CERM WARE HARD>9 MOH.SCALE		98		37
690919 LAB CERAMIC WARE CHM/TECH USE	2605	18850	183	7093
690990 OTH CERAMIC WARES AND SIMILARS	1584	5589		169
691010 CERAMIC SINK,ETC.FIXT PORCELIN	58284	193379	37427	163725
691390 OTH STATUTTES, ORNAMENT	439	810	50	132
691410 OTH CERAMIC ARTICLES OF PORCEL		295	37	54
710812 OTH UNWROUGH(GOLD)NON-MONTERY	288576	680014	173219	1389695
710820 MONETARY (GOLD)		10901		19624633
711100 BASE-M-SILVER/GOLD,CLAD PLTNM		226		180
720720 CONT 0.25% MORE OF CARBON I/ST	43661	208503	49242	223540
720810 COILS, I/N-A-STEL-HOT ROLLED	18764	233874	77702	289738
720825 OTH C-HR-I/N-A-STL TH>4.75 MM	3768	30662	4762	26684
720826 OTH C-HR-I/N-A-STLTH=3-4.75MM	7814	13731	5336	10420
720827 OTH C-HR-I/N-A-STL TH<3 MM	11855	221584	192876	232863
720836 OTH C-HR-I/N-A-STL TH>10 MM	9289	216163		754
720837 OTH C-HR-I/N-A-STL TH4.75-10MM	3497	138339	96645	129182
720838 OTH C-HR-I/N-A-STL TH 3-4.75MM	9828	1039664	1164485	2216740
720839 OTH C-HR-I/N-A-STL TH<3 MM	406886	4192776	1835193	5188169
720840 NOT IN COIL I/S H-ROL W/PATTERN	1341	17002		14763
720851 OTH N/COIL I/S H-ROL TH>10 MM	89372	590211	32338	197457
720852 OTH N/COIL I/S H-ROLTH>4.75-10	13939	32504	12125	40630
720853 OTH N/COIL I/S H-ROL TH>3-4.75	32818	43163	296	18502
720854 OTH C-HR-I/N-A-STL TH<3 MM	8700	35753	2378	20022
720890 OTH FLT-ROL PROD IRON WD>600MM	18833	181047	368849	867543
720915 IN COIL I/S C-ROL TH 3MM/MORE	40020	260722	52117	200133
720916 IN COIL I/S C-ROL TH > 1 < 3MM	403713	1430096	187762	779095
720917 IN COIL I/S C-ROL TH>0.5-1MM	180362	483753	234280	400931
720918 IN COIL I/S C-ROL TH > 0.5 MM	215724	785252	30763	350707
720925 NOT IN COIL I/S C-ROL TH 3MM/>	2501	7076		1980
720926 NOT IN COIL I/S C-ROL TH>1M<3M	91705	301155	27520	222529
720927 C-ROL I/S TH 0.5 MM TO 1MM	212127	859325	90175	474981
720928 NOT IN COIL I/S C-ROL TH<0.5MM	1962	42301		14322
720990 OTH FLT ROL PROD I/S WD>600MM	18962	231069	34227	207250
721011 I/STL PLAT/COAT TIN TH-0.5MM/>	36	2825	1697	6380
721012 I/STL PLAT/COAT TIN<0.5MM	316305	1314860	241248	669019
721020 IR/STL PLAT/COAT WITH LEAD		2320		
721030 ELECTROLYTICALLY PLAT/COAT ZIN	511099	1320112	168239	698954
721041 COR F-R PROD I/S ZINC COAT600	1617	2268		19646
721049 OTH F-R PROD I/S COAT ZINC>600	1135143	4950854	806643	4098899
721050 F-ROL I/ST COAT CHROMIUM OXIDE	58867	420724	55505	273750
721061 I/S PL/COT ALUMINIUM ZINC ALLY	50121	189769	49575	228386
721069 OTH F-ROL PROD I/S PL/COT ALUM	1858	7401		
721070 FR I/S PAINT/VARN, COATED PLAS	116033	639484	108689	594366
721090 OTH F-ROL PRD I/NA-ST CLD,COAT	3450	36488	33064	138683
721114 OTH F-ROLL I/S WD<600MMTH>4.75	10083	72304	6255	45512
721119 OTH F-ROLL I/S WD <600MM-CR	10268	48263	6194	26812
721123 F.ROL I/ST CR WT<0.25% CARBON	9793	14191		2779
721129 OTH F-ROL PROD C/ROL WD<600MM	8038	50302	18250	20223
721190 OTH F-ROL PROD I/STL WD<600MM	16690	210732	49363	166120
721210 F-ROL PROD I/NA STL PLATE/COAT	83	83	3706	8747
721220 I/S ELECTROLYTCAL PL/CT W/ZINC	1919	37023		43192
721230 I/STEEL OTH WISE PL/CT W/ZINC	4552	17279	3518	9190
721240 I/STEEL PAIN/VABNI/COT W/PLAST	2212	5963	2105	7769
721250 I/STEEL OTHWISE PLATED/COATED		16416	8925	31896
721260 CLAD,FLAT ROLLED PRODUCT I/STL				39

Contd.

10.11 Imports by Economic Categories (Detail)

(In Thousand Rupees)

ITEMS	OCTOBER, 2014	FROM JULY, 2014	OCTOBER, 2013	FROM JULY, 2013
721310 BARS/RODS HOT/ROL I/S,CON RIBS	479	44151	4755	14277
721391 OTH CIRCULAR C/SEC <14 MM DIA	277763	1155461	179645	529834
721399 OTH BAR/ROD H-ROL IRR-WND-COIL	116406	242897	54499	105867
721410 BAR/RODS IRON NA STEEL FORGED	4274	59508		31668
721420 BAR/ROD I/S CON RIBS GROOVES	19391	38164	11961	381050
721430 OTH BAR/RODS OT/THAN HEAD72.13	2398	13881		55
721491 OTH BAR/ROD I/S RETANGULAR C/S			51	51
721499 OTH BAR/ROD I/S O/THN H-72.13	376	1762	64321	189715
721510 BARS/RODS FREE CUT STEEL COLD	16522	32434	2154	10726
721550 OTH BAR,ROD COLD-FORMED OF I/S	1165	12166		5574
721590 OTH BAR/RODS,OTH NONALLOY STEL	3503	6599		7437
721610 U,I,H SECTIONS H-ROL HIGH<80MM		1223		6577
721621 L SEC H/ROL HT<80 MM 1/NA STEL	1655	3788		1877
721622 T SEC H/ROL HT<80 MM 1/NA STEL		446		86
721631 U,I OR H SEC H-ROL HT 80M 1/ST	40575	98686	12179	21520
721632 I SECTION	37128	180016	21866	21866
721633 H SECTION	93053	235189	24617	90200
721640 L&T SEC H-ROL HT 80MM OR MORE	3540	14150	86	3456
721650 OTH ANGLE/SHAPE SEC HOT H/ROL		5050		
721661 ANGLE/SHAPE SEC COLD/ROLL	313	463		72
721669 OTH ANGLE/SHAPE SEC I/S C-ROLL		1454		9165
721691 OTH C/FORM I/ST FLAT ROL PROD	6908	7259		1407
721699 OTH ANGLE/SHAPE SEC IRON/STEEL	6771	14365	3595	20607
721710 WIRE OF I/S NOT PLATED/COATED	12576	67053	9836	36801
721720 WIRE OF I/S PLATED/COAT W/ZINC	18066	53823	9747	37919
721730 WIRE I/S PLATED/COAT W/O B-MTL	68982	189677	55039	173421
721899 OTH SEMI-FINISHED PRO ST/STEEL		548		280
721911 F/ROL PROD ST/STEEL HR TH>10MM	314	717		
721912 COILS ST/STEL-HR TH>4.75-10MM		17506	16531	18591
721913 COILS ST/STEL-HR TH>3MM-4.75MM		6665		3238
721914 COILS ST/STEL-HR TH>3MM	3532	32935	6548	19818
721921 COILS ST/STEL-HR TH>10MM	1434	6331		4283
721922 COILS ST/STEL-HR TH>4.75-10MM	8131	8131	1974	3272
721923 COILS ST/STEL-HR TH>3MM<4.75MM		9486		22686
721924 COILS ST/STEL-HR TH>3MM	9615	24617		9970
721931 COILS ST/STEL-CR-TH >4.75 MM	10298	16778	514	16081
721932 COILS ST/STEL-CR-TH>3MM-4.75MM	282	55295	3804	22112
721933 COILS ST/STEL-CR-TH >1MM <3MM	27394	144511	21140	99471
721934 COILS ST/STEL-CR-TH>0.5MM<1MM	38590	221019	38081	191500
721935 COILS ST/STEL-CR-TH >0.5MM	165477	670566	108524	443242
721990 OTH F/ROL PROD ST/ST WD>600 MM	420430	1947707	467937	1676230
722011 F-ROL ST/STEEL H-ROL TH>4.75MM		1166		1664
722012 F-ROL ST/STEEL H-ROL TH<4.75MM		4425		18030
722020 COILS ST/STEEL H.ROLLTH <600MM	86298	266567	44427	163212
722090 OTH F/ROL PROD,ST/ST WD <600MM	4267	44834	15510	30258
722100 BAR/RODS H/ROL IN COIL ST/STEL	990	990		237
722211 BAR/ROD ST/ST NFW H/ROL CC/SEC	8073	82572	14713	49399
722219 OTH BAR/ROD ST/ST NFW HOT/DRWN	3252	6431	4545	9460
722220 BAR/ROD ST/ST NFW C/FOR,C/FIN		14273	4294	15897
722230 OTH BAR/ROD OF STAINLESS STEEL	16861	54927	7519	24667
722240 ANGLE/SHAPES&SECTION ST/STEEL		10017	393	2107
722490 OTH SEMI-FIN PROD OTH A/STEEL	683775	1313424		474
722511 GRAIN-ORIENTED SIL-ELEC-STEEL	214305	777955	49049	306546
722519 OTH F/ROL PROD SIL-ELEC-STEEL	74106	150110	292323	846152
722530 OTH NFW HOT/ROLLED IN COILS	2217259	7561184	48454	656227
722540 OTH NFW HOT/ROLLED NOT IN COIL	68503	500680	168761	233398
722550 OTH ALLOY STEEL NOT WORK(RDUC)	6019	13219	1079	23009
722592 FLATROLLED PROD O/W ZINC PLATE		1790		
722599 OTH F/ROL PROD OTH ALLOY STEEL	213237	471118	217787	573719
722611 GRAIN-ORIENTED SILICON ELEC ST		6368	8597	73721
722619 OTH FLAT ROLLPROD SILICON E/S		1046		

Contd.

10.11 Imports by Economic Categories (Detail)

(In Thousand Rupees)

ITEMS	OCTOBER, 2014	FROM JULY, 2014	OCTOBER, 2013	FROM JULY, 2013
722620 FLAT/ROL PROD HIGH SPEED STEEL		52		
722691 OTH FLATROL PROD NETWORK HOT/R	593	2092		
722692 OTH F/ROLL PROD NETWORK COLD/R	28249	71690	12009	52844
722699 OTH F/ROL PROD OTH ALLOY STEEL		2676	6484	18000
722790 OTH BAR/ROD H/ROLL W/COIL A/ST	277924	668448	110413	566609
722810 BAR/RODS OF HIGH SPEED STEEL			3050	6941
722820 BAR/RODS OF SILICO-MAG STEEL		492		4395
722830 OTH BAR/ROD HOT ROLLED	123013	283951	40592	139579
722840 OTH BAR/ROD NOWORK FORGED	3653	15707		9782
722850 OTH BAR/ROD NOWORK C/FOR,C/F	1315	2226		1157
722860 OTH BAR/ROD ALLOY STEEL NES	3466	26807	225	28285
722870 ANGLES, SHAPES AND SECTIONS				32
722880 HOLLOW DRILL BARS AND RODS	1306	1911		596
722920 WIRE OTH ALLOY STEEL SILICOMANG	390	17361	224	5808
722990 OTH,WIRE OF OTHER ALLOY STEEL	22472	88914	3642	46181
730110 SHEET PILING IRON AND STEEL				13892
730120 ANGLE SHAPES & SECTIONS OF I/S	4179	5329	547	997
730210 RAILS OF IRON AND STEEL	1248	213924	429	429
730230 SWITCH BLADE, CROSS-FROG P/ROD		100		
730240 FISH-PLATES AND SOLE PLATES	42	42	1473	1473
730290 OTHER MATERIALS JOINTING RAILS	247773	254362	328	437
730300 TUBE/PIPE,HOLLOW PROFILE C/IRON	48665	74498	3526	12336
730411 L.P FOR OIL&GAS S-STL SEAMLESS	1532	2575		19329
730419 OTH LINE PIPE I/S FOR OIL&GAS	202539	787256	21041	119544
730422 DRILL PIPE S-STL DRILL OIL/GAS	132338	157236		
730423 OTH DRILL PIPE I/S FOR OIL&GAS	732749	3739050	120600	1616983
730424 OTHER PIPE OF STAINLESS STEEL	144	1010051	476	25237
730429 OTH CASING,TUBING I/S-OIL/GAS	601624	1725374	341572	1525722
730431 O- COLD-ROLLRD C.C.SEC I/N.A.S	18320	89717	4600	58711
730439 OTH CROSS SECTION OF N.A-STEEL	326622	984239	90540	951079
730441 COLD ROLD CR-SEC OF STAIN-STL	15862	68376	9674	43029
730449 OTH CROSS SECTION OF STAIN-STL	34998	170588	6334	118296
730451 O-C.C.SEC COLD ROL(ALLOY-STL)		22163	9102	16281
730459 O-CIR CROSS SEC OF (ALLOY-STL)	12085	21736	5603	21693
730490 O-TUBE PIPE/HOLLOW -PRO SEAMLE	413992	445401	13855	415422
730511 LINE PIPE USED OIL/GAS WELDED	25631	89329		
730512 OTH LINE PIPE USED OIL GAS WLD	7856	16287		
730519 OTH LINE PIPE USED OIL/GAS P/L		821093	730	26521
730520 CASING FOR DRILLING,OIL/GAS		34983		
730531 OTHER, LONGITUDINALLY WELDED			89327	89534
730539 OTHER, WELDED TUBES AND PIPES		143065		49676
730590 OTHER, TUBES AND PIPES	170	123705		
730611 L.P-WELDED OF STA-STL(OIL/GAS)	12493	24547	200	2026
730619 OTH-LINE PIPE O/G PIPELINE I/S	10309	192355	220	139317
730629 O-CASING/TUB LINE PIPE O/G I/S	4029	44692	6138	10378
730630 COPPER COAT MILD STL TUB-8.5MM	106003	202613	29262	103120
730640 O-WELDED C.C.SEC OF STAIN-STL	93194	684018	59637	305853
730650 O-WELDED C.C.SEC NON ALLOY-STL	45184	162909	17346	112220
730661 O-TUBE,PIPE WELD SQUARE C-SEC	147648	221324	13386	28526
730669 TUBE/PIPE WELD OF OTH C.C-SEC	2606	2606		791
730690 OTH TUBE PIPE HW-PROFILR I/STL	12929	61424	14339	36038
730711 CAST FIT N-MALLEABLE CAST-IRON	12823	36273	1539	5845
730719 OTHER, CAST FITTINGS	53407	185997	43025	150880
730721 FLANGES, OF STAINLESS STEEL	13027	42628	4353	17058
730722 THREADED ELBO,BEND,SLV S/STEEL	3054	21058	439	6686
730723 BUTT WELDING FITTING STAINSTEL	7212	40961	789	6063
730729 OTH TUBE,PIP FITTING STAINSTEL	62590	564456	93118	200898
730791 FLANGE AIR-P AGRI-TRACTOR<=80H	26520	83627	18092	112200
730792 THREAD ELBO,BEND/SLV IRN/STEEL	105136	221146	19190	46830
730793 BUTT WLEDING FITTING IRON/STEL	16743	118965	14891	74688
730799 OTH TUBE,PIP FIT IRN/STEL NEC	158775	1158444	263127	1105886

Contd.

10.11 Imports by Economic Categories (Detail)

(In Thousand Rupees)

ITEMS	OCTOBER, 2014	FROM JULY, 2014	OCTOBER, 2013	FROM JULY, 2013
730810 BRIDGES AND BRIDGE-SECTIONS		32989	442	41939
730820 TOWERS AND LATTICE MASTS	268101	1189030		130216
730830 DOR,WIN/FRAMES,TH-HOLD,FORDORS	34293	123311	82757	129119
730840 EQUIP SC-FOLD SHUT PROP PITPRO	25549	91564	5668	9856
731100 CONT COMPRESSED/LIQUID GAS IR/S	87033	178312	20782	106410
731210 STANDARD WIRE ROPES AND CABLES	46050	260970	40808	239505
731290 OTH WIRE,ROPE,CABLE,SLINGS I/S	29972	107068	4171	70688
731300 BRABED WIRE OF I/S TNIS HOOP	6404	22357	1002	10751
731412 ENDLESS BAND MACH STEL W-CLOTH		1005		1397
731414 OTH WOVEN CLOTH OF STAIN STEEL		8343	1092	5886
731419 STEEL CORD FABRIC LIN MNF TYRE	58	10963	3232	5667
731420 GRIL NET FENC W/LD D=3MM MS100	15561	40714	242	3251
731439 OTH GRL NET FENCING AT INTSEC	13710	28839	36	36
731441 OTH CLO GRL NET FENC PL/COT ZN	8276	37105	12426	50965
731442 OTH CLO GRL NET FENC PL/COT PL	530	7628	4063	7075
731449 OTH CLO GRL NET /FENFING	9025	97927	6148	33596
731511 ARTICULATED LINK ROLLER CHAIN	85813	342842	46207	208031
731512 OTHER CHAIN, ARTICULATED LINK	26405	79256	22605	75587
731519 PARTS, ARTICULATED LINK CHAIN	16861	24579	403	7209
731520 SKID CHAIN		101	25	25
731581 STUD LINK		5874		
731582 OTHER, WELDED LINK	2870	9839	767	1105
731589 OTHER CHAIN,	2673	8426	1675	6243
731590 OTHER PARTS OF CHAIN	317	7997	318	7001
731600 ANCHORS,GARPNELS PARTS IRON/ST	5745	12544	23956	37769
731700 NAILS,TAKES,DRAWING PINS IR/ST	21914	93657	17758	62507
731811 COACH SCREW I/S THREADED	6389	6969	116	596
731812 OTH WOOD SCREW I/S THREADED	1585	7963	4259	6894
731813 SCREW HOOKS,SCREW RING RVT I/S	256	998	209	338
731814 SELF-TAPPING SCEWS, THREADED	17007	58638	7099	43644
731815 OTH SCREW,BOTLS W/N NUT/WASHER	119467	439403	96609	378447
731816 NUTS, THREADED OF IRON/STEEL	78171	273697	19395	87516
731819 OTH BOLT,NUT,WASHER,RVT I/S TH	21155	75910	11839	40028
731821 SPRING WASHER LOCK WASHER N-TH	5803	13964	2492	12547
731822 OTHER WASHERS. NON-THREADED	6125	44081	6690	26876
731823 RIVETS, NON-THREADED	60318	197746	52030	194030
731824 COTTERS/PINS NON THREADED I/S	982	5644	253	3991
731990 OTH KNITTING NEDLS,CRO HOOKS	9224	33225	2913	26699
732010 LEAF-SPRINGS&LEAVES THEREFOR	4873	19752	5820	30261
732020 HELICAL SPRINGS	446	8381	4164	7499
732190 PARTS OF I/S,COOK APPLI&PLAT-W	5822	38279	3880	18725
732211 RADIATORS/PARTS CAST IRON E-EL	29	1770		2581
732219 OTH RADIATOR AND PARTS THEREOF	3753	11802	2946	7568
732490 OTHER, INCLUDING PARTS	7638	41173	4459	17853
732510 OTH CAST ARTI I/S N-MEL C-IRON	454	4704		18
732591 GRINDING BALLS SIMI ARTI MILLS	314	57060	12571	52335
732619 OTH ATI FORGED/STAMPED N-WORK	52641	178569	58722	218410
732620 ARTICLES OF IRON OR STEEL WIRE	1546	10171	5435	10571
740500 MASTER ALLOYS OF COPPER.		1284		105
740610 COPER-POW OF NON-LAMELLAR STRU	4450	11229	173	8665
740620 COPER-LAMELLAR STRUCTURE FLAKE	9175	53877	5436	34301
740710 BAR,RODS OF REFIND COPPER	97522	309899	157145	1076421
740721 COPPER BAR,ROD PROFIL ZINC BAS	3514	11944	72697	164348
740729 OTH BAR,ROD,PROFIL COPP ALLOYS	2575	9069	5753	29174
740811 WIRE REF COPP MAX CR-SEC DI>6M	58065	145705		32528
740819 OTHER, WIRE OF REFINED COPPER	9218	45579	23933	64744
740821 WIRE OF COPPER ALLOY ZINC BASE	7122	14689	3285	7396
740822 WIRE OF COPPER ALLOY NICK BASE	969	969	1751	1751
740829 OTH WIRE OF COPPER ALLOYS ETC	25	565		1012
740911 PLAT,SHEET,STRIP REF COPP COIL	34	18504	18421	40910
740919 OTH PLAT SHEET&STRIP REF COPP		5377	699	2969

Contd.

10.11 Imports by Economic Categories (Detail)

(In Thousand Rupees)

ITEMS	OCTOBER, 2014	FROM JULY, 2014	OCTOBER, 2013	FROM JULY, 2013
740921 PL,SH&STRIP COPP ZINC BAS COIL	32120	67766	8840	55826
740929 OTH PL/SH/STRI COPP ZINC BAS	5027	11216	840	840
740931 PL/SH/STRIP COPP TIN BAS COILS		51		2523
740939 OTH PL/SH/STRIP COPP TIN BAS-C		394		344
740940 PL/SH/STRIP COPP NICKLE BASE		38		
740990 PL/SH/STRIP OTH COPP ALLOYS NS	397	3064		54
741011 FOIL REFINED COPP NOT BACKED	74176	280095	68883	204196
741012 FOIL OF COPP ALLOYS,NOT BACKED	68904	199722	63722	177144
741021 FOIL OF REFINED COPPER,BACKED	2101	18440		16935
741022 FOIL OF COPPER ALLOYS,BACKED	2781	7906		1939
741110 TUBE & PIPE OF REFINED COPPER	52904	561435	107036	478486
741121 TUB&PIPE COPP ZINC BAS ALLOYS	3236	9819		3321
741122 TUB&PIPE COPP NICKLE BAS ALLY	3198	3198		
741129 OTH TUBE&PIPE OF OTH COPP ALLY	4128	6662	582	2835
741210 COPP TUBE/PIPE FIT REF COPPER		556		512
741220 COPP TUBE/PIPE FIT COPP ALLOYS	412	15092	3311	15485
741300 STANDARD WIRE,CABL PL-BAND-NEI	121	630	1120	22607
741510 NAIL,TACK,DRW-PIN,STAPL,S-ARTI		1295	1829	1909
741521 WASHERS/INCL SPRING WASH N-THR	831	1045	443	906
741529 OTH NOT THREADED ARTI COPPER	574	2455	847	2285
741533 OTH THRD SCREW,BOLT,NUT COPPER	3201	5055	65	1286
750400 NICKEL POWDERS AND FLAKES.	8	8582	913	5640
750511 BAR,ROD,PROFILE NICKLE N-ALLOY				214
750512 BAR,ROD,PROFILE NICKLE ALLOYED		845		511
750521 WIRE OF NICKEL, NOT ALLOYED		2023		1740
750522 WIRE OF NICKEL, ALLOYED	3784	8976	251	7472
750610 PLAT,SHET,STRIP,FOIL NICK N-AL	4254	16888	1497	34635
750620 PLAT,SHET,STRIP FOIL NICK ALOY		14064		16944
750711 TUBE&PIPE OF NICKEL NOT ALLOYD		775		
750712 TUBE & PIPE OF NICKEL ALLOYED		6838	253	11282
760200 ALUMINIUM WASTE AND SCRAP.	377670	2038178	287902	1291570
760310 POWDER OF NON-LAMELLAR STRUCTU	2426	16597	8585	9596
760320 POWDER OF LAMELLAR STRU FLAKES	2971	11042	3101	4780
760410 BAR ROD PROFILE ALUM NOT ALLOY	5099	15339	1714	11288
760421 HOLLOW PROFILES OF ALUM ALLOYD		2042		2701
760429 OTH BAR,ROD&PROFIL ALUM ALLOYD	6127	28496	3561	14983
760511 ALMU WIRE N-ALLOY MAX DIA>6MM	57264	83727	10058	57047
760519 OTH ALUMINIUM WIRE NOT ALLOYED	6765	34687	1192	13043
760521 ALUM WIR ALLOY MAX CRS DIA>7MM		250		10948
760529 OTH ALUMINIUM WIRE, ALLOYED	923	9101	9145	18101
760611 RECTANGLE&SQUARE ALUM NOT ALLY	30865	156231	18328	133208
760612 RECTANGULAR/SQ ALUM MOTALLOYED	132640	458318	47502	282650
760691 OTH PL,SHET,STRL ALUM NOT ALOY	4325	19496	3194	5403
760692 OTH PL,SHET&STRIP ALUM ALLOYED	3404	58764	16508	88725
760711 ALUM FOIL ROLLED N-WORK/BACKED	189609	838462	184005	731261
760719 OTH ALUMINIUM FOIL NOT BACKED	142284	655827	126801	397058
760720 ALUMINUM FOIL, BACKED	149552	537763	96280	458401
760810 TUBE, PIPE OF ALUM NOT ALLOYED	12	2339		1379
760820 TUBE, PIPE OF ALUM ALLOYED	3924	33648	2592	19051
760900 ALUM TUBE,PIPE FIT(COUP/ELBOW)	3864	10846	2032	8094
761010 DOORS,WINDOW, FRAMS,THRESHOLDS	4093	27895	1546	13994
761300 ALUM CONT FOR COMPLIQUÉ GAS	798	2587	1796	7332
761410 STAND WIR,CABL PL,ALU S-CORE	935	66892	82624	85191
780200 LEAD WASTE AND SCRAP.	281	281		13762
780411 LEAD SHET STRIP FOIL TH>0.2MM	295	295		
780419 OTHER , LEAD PLATES				868
790310 ZINC DUST(BLUE POWDER)		3054	3347	8690
790390 OTHER ;ZINC POWDER AND FLAKES		1412		
790400 ZINC BARS,RODS,PLROFILE&WIRE	4953	9676	5687	11498
800200 TIN WASTE AND SCRAP.	14	14		79
811300 CERMETS&ARTICLE INCL WAS/SCRIP		44		

Contd.

10.11 Imports by Economic Categories (Detail)

(In Thousand Rupees)

ITEMS	OCTOBER, 2014	FROM JULY, 2014	OCTOBER, 2013	FROM JULY, 2013
820110 SPADES AND SHOVELS	390	2510	172	855
820130 MATTOCKS, PICKS, HOES & RAKES		39		128
820140 AXES,BILLS HOOKS&SIMI HEW TOOL		41		83
820150 SECATEURS&ONE-HAND PRUNERS SHR		19		
820160 HEDGE SHEARS, TWO-HAND PURNING	59	59		
820190 OTH HAND TOOL AGRICUL,HORTICUL	170	428	8817	9200
820210 HAND SAWS	6687	15772	174	10323
820220 BAND SAW BLADES	1548	4047	878	3455
820231 CIRCULAR SAW BLADE WITH STEEL	5413	17318	4984	10260
820239 OTH CIRCULAR SAW BLADE,O/MATER	5419	8673	2975	6807
820240 CHAIN SAW BLADES		1813	542	2169
820291 STRAIGHT SAW BLADES,WORK METAL	958	5036	2324	3273
820299 OTHER SAW BLADES	5472	26644	4777	18241
820310 FILES, RASPS & SIMILAR TOOLS	5322	34143	430	41409
820320 PILERS,PINCERS,TWEESZERS S-TOL	12408	62791	11376	34072
820330 METAL CUTTING SHEARS&SIM TOOLS	2083	7087	1386	6797
820340 PIPE CUTTERS BOLD CROPPERS,ETC	1267	11076	4615	13489
820411 NON-ADJUS H-OPER SPANER,WRENCH	36643	111956	19706	74952
820412 ADJUSTABLE H-OPER SPANER,WRENC	4553	66741	4304	41308
820420 INTERCHAGEABLE SPANNER SOCKETS	5481	15762	1292	11833
820510 DRILLING,THREADING TAPPING TOL	1021	4084	264	7255
820520 HAMMERS AND SLEDGE HAMMERS	1293	6011	1372	7051
820530 PLANES,CHISELS,GOUGE WOOD WORK	1943	4956	375	718
820540 SCREW DRIVERS	5533	28444	3486	12002
820551 OTHER HAND TOOLS H-HOLD N.E.S.	709	5041	37	801
820559 OTH HAND TOOL(GLAZZIER DIMOND)	7926	60249	19450	159377
820560 BLOW LAMPS	58	341		173
820570 VICES, CLAMPS AND THE LIKE	1842	10070	364	6073
820590 SETS OF ARTI.TWO/MORE,SUB-HEAD	3708	65030	2942	25113
820600 TOOL TWO/MORE OF H.82.02TO.05	2490	4051	107	21913
820713 ROCK DRILLING,EARTH BORING TOL		13546	2965	6254
820719 OTH INC PARTS ROCK DRIL,E-BORI	192438	913126	188842	539841
820720 DIES FOR DRAWING/EXTRUD METAL	5706	20600	11219	55031
820730 TOOL FOR PRESS, STAMPING/PUNCH	2545	31078	4259	105562
820740 TOOLS FOR TAPPING OR THREADING	2847	6792	511	5229
820750 TOOL FOR DRILLING O/T ROCK DRL	17168	183005	17307	61891
820760 TOOLS FOR BORING OR BROACHING	651	6771	15491	21165
820770 TOOLS FOR MILLING	6128	12166	7977	19657
820780 TOOLS FOR TURNING	6512	29006	2694	13047
820790 OTH INTERCHANGEABLE TOOLS	22427	93285	16278	81311
820810 KNIVS&CUTING BLADE METAL WORK	1890	8927	3633	14296
820820 KNIVS CUTING BLADE WOOD WORK.	3848	18433	2725	7944
820830 KNIVS&CUTING BLADE KITCHEN APP	1508	8742	97	376
820840 KNIVS&CUTING BLADE AGRI HORT	3840	9708	377	4824
820890 OTH KNIVES CUTING BLADES F/MAC	41600	188596	31516	188080
830260 AUTOMATIC DOOR CLOSERS	2474	19324	3834	22403
831190 OTH WIRE&RODS AGGLOMTR B/METAL	9912	640166	10127	34933
840130 FUEL ELEMENT NON-IRRADIATED	96	96		
840140 PARTS OF NUCLEAR REACTORS	962292	1950278	1363538	1430825
840211 WATERTUBE BOIL S/PROD>45T/H	606851	1328469	30761	167905
840212 WATERTUBE BOILER S/PROD-45T/H	128487	490242	17314	32583
840219 OTH VAPOUR GENERATING BOILERS,	239948	591986	77008	127355
840220 SUPER-HEATED WATER BOILERS	3372	42510		
840290 PARTS OFSTEAM/OTH VAPOUR G/BOL	15048	63194	81901	128659
840310 BOILERS	1000	11058	524	7673
840390 PARTS CENTRAL HEATING BOILERS	30919	388720		851
840410 AUXILIARY PLANT FOR BOILER		3795355		10169
840420 CONDENSERS STEAM/VAP POW UNIT	82847	160661	106	31621
840490 PARTS MASHINE H-8404.1000	3211	77856	3798	211541
840510 PRODUCER WATER GAS GENERATORS	6257	147266	473999	510619
840590 PART PROD GAS WATER GENERATOR	107269	149517	2460	17429

Contd.

10.11 Imports by Economic Categories (Detail)

(In Thousand Rupees)

ITEMS	OCTOBER, 2014	FROM JULY, 2014	OCTOBER, 2013	FROM JULY, 2013
840610 TURBINES FOR MARINE PROPULSION	543	543		
840681 OTH TURBINE OUTPUT EXCEED 40MW				34200
840682 O-TURBINE OUTPUT NOT EXC 40MW	31393	607375	27613	220702
840690 PARTS OF STEAM TURBINES	380925	1476410	490587	983982
840710 AIRCRAFT ENGINES		288340	10782	260903
840721 MARINE PROPULSION ENGINES	2767	115169	9289	129165
840729 OT MARINE SPARK-IGN-ROTRY ENG.	200	1055	409	2368703
840731 PISTON ENGINE CAPACITY-50CC	1414	44182		34
840732 PISTON ENG CAPACITY 50-250CC	47350	164111	17070	107040
840733 PISTON ENG CAPACITY 250-1000CC	3364	15297	5348	24602
840734 PISTON ENG CAPACITY EX1000CC	17759	64509	4013	30704
840790 OTH ENGINES	18378	112172	12305	151717
840810 MARINE PROPULSION ENG-DIESEL	99	5858		1084
840820 ENGINE FOR VEH CHAPTER-87	29129	137837	38142	125399
840890 OTH ENGINES	58636	248348	79092	316867
840910 PARTS FOR AIRCRAFT ENGINES	3266	3351		1100
840991 PARTS,SPARK-IGNITON PIST ENGIN	608595	2187742	641803	2396993
840999 OTH PART,COMPRES-IGN PIST ENG	661563	3177479	516137	2341560
841011 HYD,TURBINE,WATER WHEE-1000KW	75663	199923		15986
841013 HYD TURBINE,W/WHEEL>10,000KW	704978	1162691		
841090 PARTS, INCLUDING REGULATORS	6689	32162		923
841111 TURBO-JET THRUT NOT EXCED25KN			31979	31979
841122 TURBO-PROPLER EXCEED 1100KW			160	160
841181 OTH GAS TRBIN NOT EXCD 5,000KW				33074
841182 OTH GAS TURBIN EXCE-5,000KW	474837	604907	4862	1216896
841191 PARTS TURBO-JET /PROPELLERS				1442
841199 OTH, PARTS OF GAS TURBINES	242980	1497454	816643	3687854
841210 REACTION ENG OTH THAN TURB-JET		287		
841221 LINEAR ACTING,HYD ENGINE&MOTOR	1308	25777	8722	12365
841229 OTH, HYDRAULIC POWER ENG&MOTOR	22455	73457	1579	42922
841231 LINERA ACT,PNEUMATIC ENG&MOTOR	4178	17633	1817	10907
841239 OTH, PNEUMATIC ENG & MOTOR	4567	20802	4917	19227
841280 OTH, ENGINES AND MOTOR	1345	227175	105461	202838
841290 PARTS OF ENGINES AND MOTOR	76224	129677	21907	43299
841311 PUMPS FOR DISPENSING FUEL/LUB	6235	97455	146814	219776
841319 O-PUMP FITTED MEASURING DEVICE	51566	92831	69075	125232
841320 HAND PUMP O/THN H-841311,19	1353	3887	606	1714
841330 FUEL LUBRICATING/COOLING PUMPS	138055	441577	51184	518565
841340 CONCRETE PUMPS	21033	58802	461280	587159
841350 OTH POSITIVE DISPLACEMENT PUMP	8386	96170	1267	105266
841360 OTH ROTARY PIDISPLACEMENT PUMP	15805	44523	587	24598
841370 OTH CENTRIFUGAL PUMS	333791	1117655	16692	651526
841381 OTH PUMS LIQUID ELEVATORS	75929	392751	23612	582086
841382 LIQUID ELEVATORS	240312	417464		4637
841391 PART OF PUMPS	94953	993264	101428	499181
841392 PARTS OF LIQUID ELEVATORS PUMP	108	651	11299	12008
841410 VACUUM PUMS	7743	65770	15688	43217
841420 HAND/FOOT OPERATED AIR PUMS	1420	8351	5325	13014
841430 COMPRESSOR REFRIGERATOR EQUIP	553306	2995734	699944	2753396
841440 AIR COMPRESSORS MOUNTED W/CHAS	10216	160717	25365	42811
841451 FANS TABLE,FLOOR,WALL,WINDOW	26891	266169	15522	145119
841459 OTH FANS	426831	553612	32018	151686
841460 HOODS MAX-HORIZONTAL SIDE120CM	12538	50166	12648	66357
841480 OTH GAS COMPRESOR&RECYCL RODS	126945	1947261	105640	1366693
841490 PARTS AIR/VACUM PUMPS ETC.	205660	1682225	137504	505687
841510 WINDOW/WALL TYPE AC/SPLIT SYS	145645	655269	57747	610009
841520 A.C.MACHINES FOR MOTOR VEHICLE	1044	16560		1205
841581 A.C.MACH COMP MOTOR DRI FAN	18581	37789	87	48856
841582 O- AC INCOR REFRIGIRATING UNT	12565	62281	19965	200201
841583 OTH A.C. MACH NOT REFRIG UNIT	168173	291509	40302	108563
841590 PARTS OF AIR CONDITION MACHINE	186811	1122816	159932	949138

Contd.

10.11 Imports by Economic Categories (Detail)

(In Thousand Rupees)

ITEMS	OCTOBER, 2014	FROM JULY, 2014	OCTOBER, 2013	FROM JULY, 2013
841610 FURNACE BURNERS LIQUID FUEL	288	1035		13578
841620 OTH FURNAC BURNER INCL COMBINT	5021	75400	17344	53581
841630 MECHANICAL STOKERS GRATES ETC	56561	307755		60967
841690 PART OF BURNRS OTH ART OF 7412	10741	49782	4447	19447
841710 FURNAC & OVEN F/ROAST/MELTING	7648	50856	63076	89899
841720 BAKERY OVENS INCL BISCUIT OVEN	12818	29920	3099	95832
841780 OTHER FURNANCE AND OVENS INDUS	1780	64048	63400	176893
841790 PART OF INDUSTRIAL LAB FURNACE	1686	135712	3457	99469
841810 COMBINED REFRIG-FREEZE W-DOORS	9635	35517	8566	34792
841821 REFRIGERATORS HOUSEHOLD TYPE	43555	175919	31113	151342
841829 OTH REFRIGERATOR HOUSHOLD TYP	27497	78688	12448	69538
841830 FREEZERS OF CHEST TYPE	16263	19603	6263	8320
841840 FREEZERS OF THE UPRIGHT TYPE	6020	19255	7548	17642
841850 O-FURNI-STORAGE,DISPLY FRZ EQU		33251	8254	26623
841861 OTH REFRIG FREZ EQPT HEAT PUMP		423	146	9901
841869 OTH REFRIG FREZ EQUIP HEAT PUMP	101884	762007	239897	759401
841891 FURNITURE REFRIG FREEZING EQPT	410	5220	1879	1879
841899 OTH PARTS REFREGERATING EQUIPT	266630	1006639	136283	939407
841911 INSTANT GAS WATER HEATERS	48515	118648	24830	35890
841919 OTH INSTANT STRONGWATER HETER	1572	19386	29669	49554
841920 MEDICAL SURGICAL LAB STERILISE	46544	163726	42284	97998
841931 DRYERS AGRICULTUL PRODUCTS	282	5506		
841932 DRYERS WOOD PAPER PULP P/BOARD	933	1338		6868
841939 OTHER DRYERS	26065	138782	427285	1041592
841940 DISTILLING RECTIFYING PLANT	30257	134089	10185	25234
841950 HEAT EXCHANGE UNITS	40535	483083	48170	245142
841960 MACHINERY LIQUIFY AIR O/GASES		35764	13840	64580
841981 OTH MACH PLANT EQPT HOT/COL FD	24794	82997	30267	70767
841989 OTH MACHINERY PLANT AND EQPT	1490808	2929712	322721	1517874
841990 PARTS MACH PLANT LAB EQUIP ETC.	574373	2236148	57555	463542
842010 CALENDERING OTH ROLL MACHINES		22448		12700
842091 CYLINDER(FOR CALENDERING MACH)	3154	16781	1401	1546
842099 OTH PART OF CALENDER MACHINE	6843	14686	3638	6610
842111 CREAM SEPARATORS		14999	1531	1531
842112 CLOTHES-DRYERS	3	22	717	1345
842119 OTH CENTRIFUGES INCLUDING DRYR	292504	858028	136966	388575
842121 FILTERING PURIFY MACH&APARATUS	359257	799931	668440	1588312
842122 FILTERING MACH FOR BEVERAGES	3299	16601	4567	10996
842123 OIL&PETROL-FILTER INT.COMBSN	40104	98129	19193	71225
842129 OTH FILTER MACHS APPARATUS NES	96783	278987	38654	191557
842131 INTAKE AIR FILTER COMBTION ENG	402347	774505	16454	221035
842139 OTH FILTERING PURIFY MACH/APPA	135514	835256	170202	623275
842191 PARTS CENTRIFUGES INCL DRYER	158672	365013	43061	197767
842199 PARTS OF FILTERING PURIFY MACH	391360	610465	36627	131817
842211 DISH WASHING MACHINE HOUSEHOLD	814	7065	73	787
842219 OTHER DISH WASHING MACHINE	120	1244	534	2217
842220 MACH CLEANING/DRYING BOTTLE	4694	44887	2457	10744
842230 MACH FILLING/CLOSING BOTTLES	573183	1332151	416600	904920
842240 OTH PACKING WRAPPING MACHINE	48944	405688	89504	480774
842290 PARTS MACH FIL/CLEAN WRAP PACK	147392	725467	181593	412196
842310 PERSONAL WEIGHING MACHINES	8068	21531	1334	6082
842320 SCALES FOR CONT WEIGHING GOODS	2276	10045		
842330 CONSTANT WEIGHT SCALES/HOPER	210	3716		2686
842381 OTH WEIGHT MACHINERY-30KG	2402	15782	777	3683
842382 OTH WEIGHT MACH CAP-30-5000KG	12797	58204	2982	18477
842389 OTH WEIGHING MACHINERY	2127	31236	26766	61515
842390 WEIGHT MACH WTS ALL KINDS&PART	5572	23623	11310	34685
842410 FIRE EXTINGUISHERS W/N CHARGED	126270	193479	9911	49608
842420 SPRAY GUNS&SIMILAR APPLIANCES	5946	27575	1954	32049
842430 STEAM,SAND BLAST,JET PROJ MACH	2445	12218	1546	63395
842481 AGRICULTURAL OR HORTICULTURAL	10768	107316	7316	65372

Contd.

10.11 Imports by Economic Categories (Detail)

(In Thousand Rupees)

ITEMS	OCTOBER, 2014	FROM JULY, 2014	OCTOBER, 2013	FROM JULY, 2013
842489 OTH APPL PROJ/DISPERS/SPRY LQD	9712	138937	246526	254390
842490 PART MECH APPLIANCE SPRAY ETC.	37307	117571	20317	275801
842511 PULLEY TACKLE HOISTS POWER	54418	85680	8646	25956
842519 O-PULLY/HOISTS/WINCH/CAPSTANS	17340	71951	13064	68903
842531 WINCH CAPSTAN POWER E/MOT	721	8018		2935
842539 WINCHES CAPSTAN	10032	17334	22623	32147
842541 JACKS,HOISTS-RAISING VEHICLES	41	11525		1753
842542 OTH JACKS AND HOISTS HYDRAULIC	14500	62998	12423	75290
842549 OTH MECHANICAL HANDING EQUIPMT	594	3816	24	837
842611 OVERHEAD-TRAVELING CRAN F-SUPO	66333	79791	14316	240510
842612 MOBILE LIFTING FRAME ON TYRES	1298	25745		65711
842619 OTH O/HEAD TRAVEL/TRNSPOT CRAN	74357	74357		1572510
842620 TOWER CRANES	23416	77327	12699	123688
842630 PORTAL OR PEDESTAL JIB CRANES	11509	34878		
842641 O-MACHINERY SELF PROP ON TYRES	5574	147920	1020	2754
842649 OTH MACHINERY SELF PROPELLED	57458	59079		64947
842691 O-MACH DESIGED MOUNT ROAD VEH	115	1153		3666
842699 OTH MACHINERY NOTSELF PROPELED		10202		64222
842710 SELF PROPELL TRUCK WITH EL MOT	17143	107583	15211	107544
842720 OTHER SELF-PROPELLED TRUCKS	88902	341580	67491	262861
842790 OTH WORK TRUCK LIFT/HAND EQUIP	9822	19368	846	24467
842810 LIFTS AND SKIP HOISTS	54216	379356	42242	159210
842820 PNEUMATIC ELEVATORS&CONVEYORS	19652	210287		4025
842831 ELEVATOR/CONVEYOR,UN/GROND USE	415	538		201
842832 OTH ELEVATOR/CONVEYOR BUKT TYP	12909	21117	7979	20032
842833 OTH ELEVATOR/CONVEYOR BLT TYPE	86607	121150	3099	10596
842839 OTH CONT ACTELEVATOR,CONVEYOR	38654	92351	46997	183560
842840 ESCALATORS & MOVING WALKWAYS	6189	34166		52905
842860 TELEFERICS CHAIR-LIFT,F/FURNIC	1657	3240		422
842890 OTH MACHINERY LIFT/HANDLE ETC.	142767	189188	6505	170952
842911 TRACK LAYING BULDOZER/ANGLDOZR	893	83073		206125
842919 BULDOZRS/ANGLEDRO/TRACK LAYING	2458	100954	612	42703
842920 GRADERS AND LEVELLERS	306	28442	3350	50608
842930 SCRAPERS	918	1156		
842940 TAMPING MACHINE & ROAD ROLLERS	22875	53698	3500	75847
842951 FRONT-END SHOVEL LOADERS	48883	191873	14995	1611102
842952 MACHINERY 360 REVOLVG S/STRUTE		357		
842959 OTH MECHANICAL SHOVALS EXCAVOR	238772	850512	145502	821958
843010 PILE-DRIVERS /EXTRACTORS	5727	47783	67465	76315
843031 SELF-PROP COAL ROCK CUTTER		221		103
843039 OTH SELFPROP COAL/ ROCK CUTTER	165	165	1299	29252
843041 OTH BORS SINK MACH SELF-PROPEL		94992	678	15907
843049 OTH BOR/SINK MACH NOT SELFPROP	503641	4490765	224856	5463046
843050 OTH MACHINERY SELFPROPELLED		51637	653	888
843061 TAMP COMPACT MACH NOT SELFPROP	1471	5362	1440	65664
843069 OTH MACHINERY NOTSELF-PROPELED	18978	19327	163	15801
843110 PARTS MACHINERY HEADING 84.25	550	11761	1596	5890
843120 PARTS MACHINERY HEADING 84.27	2100	21168	3917	11124
843131 PARTS OF LIFT SKIPHOIST&ESCALT	14128	84549	8869	37366
843139 OTH PARTSLIFT/HANDLE/LOAD MACH	69176	305693	246956	526380
843141 BUCKETS SHOVELS GRABS & GRIPS	6201	13900	65	11507
843142 BULDOZER OR ANGLEDOZER BLADES	982	3853	7780	19230
843143 PARTS BOR/SINK MACHINERY	605440	1779825	557470	2536414
843149 PART MACH HEAD 84.26.84.29-30	323313	2053712	232897	785508
843210 PLOUGHS	409	690	60	71
843221 DISC HARROWS,SCARIFIERS,CULTI			5821	14403
843229 OTH HAROW SCARIFIER WEDER&HOS	78	237		95
843230 SEEDERS PLANERS & TRANSPLANTER		4091	456	456
843280 OTH AGR HERTI, FORESTRY MACHRY	15095	42404	13	41669
843290 PARTS AGR HERTICULTURAL MACHIN	18575	80837	2167	76522
843311 LAWN MOVER PARKS/SPORTS GROUD		181	443	538

Contd.

10.11 Imports by Economic Categories (Detail)

(In Thousand Rupees)

ITEMS	OCTOBER, 2014	FROM JULY, 2014	OCTOBER, 2013	FROM JULY, 2013
843319 OTH MOVER LAWN PARKS SPORTGOOD	165	2401	87	2670
843320 OTH MOWERS INCLUDING CUTER BAR	343	5026	563	19413
843330 OTH HAYMAKING MACHINERY	103	4228	3161	10726
843340 STRAW BALER INCL PICK-UP BALER	686	5986	4795	33017
843351 COMBINE HARVESTER-THRESHERS	250088	751480	46519	282607
843352 OTH THRESHING MACHINERY	249	702		
843359 OTH HARVESTING MACHINES	5540	26980	77	2474
843360 MACH CLEAN SORT EGG FRUT AGPRO		151758	430	583
843390 PARTS MACH CLEAN/SORT EGG ETC	8611	22712	4242	19893
843410 MILKING MACHINES	751	7598	12016	27502
843420 DAIRY MACHINERY	24	12346	26220	37267
843490 PART MILKING/DAIRY MACHINERY	9629	24576	9010	25807
843510 MACHINERY (PRESSES,CRUSHES)	399	5647	394	2863
843590 PART OF JUICE EXTRACTING MACHI	71	874	1935	1938
843610 MACHRY PREP ANIMAL FEED STUFS	27842	238632	710	63175
843621 POULTRY INCUBATORS & BROODERS	10318	117441	2314	150841
843629 OTH POULTRY KEEPING MACHINERY	272673	588821	62036	310718
843680 OTH MACHINERY	1886	3264	8328	10022
843691 PARTS POULTRY KEEP MACH BRODER	5700	58884	34522	37720
843699 OTH PART OF AGR/HORT MACHINER	19279	97598	9397	66548
843710 MACH CLEAN SORT GRAD GRAIN/VEG	109092	365160	26395	202013
843780 OTH MACHINERY	276577	420911	15188	241551
843790 PARTS MACHINE USE MILLINDUSTRY	51866	142804	25256	82541
843810 BAKERY MACH MFG MACARONI SPGTI	23365	461393	29850	203187
843820 MACH MANU CONFECTIONERY COCA	44004	376783	239730	566640
843830 MACHINERY SUGAR MANUFACTURE	55466	122270	57172	57186
843850 MACH PREPARATION MEAT/POULTRY	4197	34335	11400	55981
843860 MACH PREP OF FRUITS/NUTS/VEG.		54046	146027	146189
843880 OTHER MACHINERY	47606	79748	111281	179460
843890 PARTS MACH/ND MFG FOOD DRINK	15121	90301	15096	56094
843910 MACHINERY M/PULP FIBROUS MATAL		32846		1901
843920 MACHINERY MAKE PAPER P/BOARD	48725	283964	3705	144522
843930 MACHINERY FINISH PAPER P/BOARD	2414	28214	2499	18639
843991 PARTS MACHIN PULP FIBROSMATERL	1037	13470	5273	7623
843999 OTH PARTS MACHIN PAPER P/BOAD	61632	142580	7771	61103
844010 BOOK-BIND&BOOK-SEWING MACHIN	1748	22350	4474	30738
844090 PARTS BOOK BINDING MACHINERY	429	2955	8	791
844110 CUTTING MACHINES	31341	134179	13589	49775
844120 MACH MAKE BAGS SACKS/ENVELOP	208	1550		14498
844130 MACHI MAKE CARTONS BOX TUBEETC	200	18645		7884
844140 MACH MOULDING ARTICLE P/P,PULP	3208	16476	27392	37899
844180 OTH MACH FOR MAKING P&P/BOARD		9599	54	16487
844190 PART MAC H-8441.1000,8441.4000	24846	62718	6316	23420
844230 PRINTING MACH, APATUS&EQUIPMEN	8435	17464	3635	31532
844240 PARTS OF THE FOREGOING MACH	658	3817	2965	9130
844250 PLATE ,CYLINDER/PRINT COMPONE	68183	94217	17997	51417
844311 OFF SET PRINT MACHIN REELFED		24673		34929
844312 SHEET FED,OFFICE TYPE S-22&36	1637	6803	8212	20061
844313 OTH OFFSET PRINTING MACHINERY	22568	179144	29566	141963
844314 LETTERPRESS PRI-MACH REEL FED		5736	947	2545
844315 LT-PRESS P-MACH O/T R-FED,FLEX		49951		2677
844316 FLEXOGRAPHIC PRINTING MACHIN	5042	36890	7829	27130
844317 GRAVURE PRINTING MACHINERY	5950	52299	748	43177
844319 HOT STAMPING MACHINES	18189	340967	64389	548323
844331 MACH PERFORM TWO OR MORE FUNCT	11308	41301	5719	29195
844332 PRINTER CONNECT TO AUTOMA DPM	98061	410914	59515	267892
844339 O-MACH REPRODUC ORIGINAL IMAGE	26913	135604	25589	147551
844391 PART/ACCE PRINTING MACH H-8442	61378	150428	25800	74949
844399 PARTS /ACCE OTH PRINTING MACH	55536	261608	36210	168992
844400 MAC EXTRUD CUT M-MADE TEX-MATE		5413	690	124199
844511 CARDING MACHINES	148313	902461	311290	1385523

Contd.

10.11 Imports by Economic Categories (Detail)

(In Thousand Rupees)

ITEMS	OCTOBER, 2014	FROM JULY, 2014	OCTOBER, 2013	FROM JULY, 2013
844512 COMBING MACHINES	49083	49083	67932	67932
844513 DRAWING /ROVING MACHINES	40505	477143	149304	1063368
844519 OTH MACH TEXTURE FIBRE ETC	64945	728471	341430	1281052
844520 TEXTING SPINNING MACHINES	316459	1711068	672063	1703791
844530 TEXTILE DOUBLING OR TWIST MACH	29666	66329	2629	45058
844540 TEXTILE WINDING MACHINE	150151	866184	680811	2411487
844590 OTH MACH, TEXTILE FIBRE	237763	502238	231202	666188
844610 WEAVING MACH FAB WD-NOT>30CM			165	165
844621 POWER LOOM WEAV FAB EXCED 30CM		5202		2604
844629 OTH WEAVING MACHINES(LOOMS)	197439	326164	284848	367844
844630 WEAV MACH FAB >30CM SHUTLES	784262	2266383	302740	1391481
844711 CIRCULAR KNITTING MACHINE	60803	209736		65051
844712 CIRCULAR KNIT MACH DIA>165MM	25859	93373	6075	165669
844720 FLAT KNIT MACH STITCH-BONDING	14552	77578	5379	24457
844790 OTH MACH GIMPED YARN TULE LACE	438869	2143764	160253	802586
844811 DOBBIES JACQUARD COPY ETC MACH	4301	14701	19154	41506
844819 OTH AUXILARY MACHIN HD84.44-47	178336	691968	174191	441811
844820 PARTS&ACCESSORIES MACH H-84.44	5058	25291	10842	50613
844831 CARD CLOTHING	75426	395476	85744	333353
844832 PART ACCESORY MACH TEXT FIBRE	8341	39677	3898	13574
844833 SPINDLE SPIND FLYER S/IN RING	120074	417956	113614	408136
844839 OTH PARTS&ACCESSORIES 84.45	159696	581786	166878	567216
844842 REEDS FOR LOOMS HEALDS&H/FRAM	15248	91633	14581	69298
844849 OTH PART ACCESSORIES WEAV MACH	87294	270363	41396	218230
844851 SINKERS NEEDLES & OTH ARTICLES	25094	126180	39677	138315
844859 PART ACCESSORY MACH HEAD 84.47	46169	130682	27274	121685
844900 MACH MFG FINISH NON WOVENS	1182	40690		41278
845011 WASHING MACH FUL-AUTO NOT>10KG	41715	169601	14075	116732
845012 O-MACH BUILT-CENTRIFUGAL DRIER	4733	27957	3642	61290
845019 O-MACH DRY LINE CAPA -NOT>10KG	7556	31721	2107	5922
845020 MACHINE DRY LINE CAP EXCE10KG		857	13594	15709
845090 PARTS FOR H/HOLD WASH MACHINE	5544	53661	8613	53018
845110 DRY-CLEANING MACHINES	262	16640		219
845121 DRY MACH OF DRYLINEN CAP<10KG				179
845129 OTH DRYING MACHINES	700	37419	29762	37291
845130 IRONING MACHINES & PRESSES	2199	15981	2550	19162
845140 WASHING BLEACH DYE MACHINES	8269	213766	421857	679674
845150 REELING UNREEL FOLDING ETC MAC	2838	51006	5869	77795
845180 OTH MACHINERY	556892	1656571	422129	1336567
845190 PARTS FOR DRY CLEAN/DYING MACH	33701	113400	19636	74449
845210 SEWING MACHINE HOUSEHOLD TYPE	10190	29128	16411	28702
845221 AUTOMATIC UNITS SEWING MACHINE	23566	69339	2135	12127
845229 OTH SWING MACHINES	193476	778306	82582	390323
845230 SEWING MACHINE NEEDLES	10054	29566	5977	29578
845290 OTHER PARTS OF SEWING MACHINE	18112	67419	25337	69862
845310 MACH PREP,TANN HIDE,SKIN LEAT	17014	155316	10966	101963
845320 MACH MAKING/REPARING FOOTWEAR	6244	154986	9627	64975
845380 OTH MACH REPAR H-SKINS/LEATHER	3546	20207	309	1519
845390 PARTS OF MACH TANNING,FOOTWEAR	6810	34148	3167	28258
845410 CONVERTERS	308	360		300
845420 INGOT MOULDS & LADLES	192	5112	2435	11819
845430 CASTING MACHINES	20936	96290		135729
845490 PARTS OF CONVERTERS LADLES ETC	5644	23910	2463	24752
845510 TUBE MILLS		25767		74678
845521 HOT/COMBIN HOT&COLD ROLING MIL	10592	193092		13847
845522 COLD, ROLLING MILLS		3398		858
845530 ROLLS FOR ROLLING MILLS	21019	169065	8456	81519
845590 OTH PARTS METAL ROLLING MILLS	3469	39802	375	36382
845610 MACH TOOL WORKING BY LSER ETC	2833	8516	834	20616
845620 MACH OPERATED ULTRASONIC PROCE		158		
845630 MA-TOOL OPER ELECTRO DISCHARGE	432	12190	1303	4895

Contd.

10.11 Imports by Economic Categories (Detail)

(In Thousand Rupees)

ITEMS	OCTOBER, 2014	FROM JULY, 2014	OCTOBER, 2013	FROM JULY, 2013
845690 O-MAC TOOL FOR REMOVAL OF MAT		7739		570
845710 MACHING CENT FOR WORKING METAL	28481	165760	29935	85913
845730 MULTI-STATION TRANSFER MACH		53887		
845811 HORIZONT LATH NUMERICL CONTROL	1350	23491	452	17117
845819 OTHER, HORIZONTAL LATHES	2372	32978	7663	57683
845891 OTH LATHES NUMERICALLY CONTROL		1905		4382
845899 OTH LATHES FOR REMOVING METALS	1084	56453	11651	57982
845910 WAY TYPE UNIT HEAD MACHINES	310	5067	241	636
845921 OTH DRILL MACH NUMERICAL CONT	226	11102		
845929 OTHER DRILLING MACHINES	8122	66369	5932	26541
845939 OTHER BOARING-MILLING MACHINES	391	3166		2262
845940 OTHER BORING MACHINES	2325	27224		6761
845951 MILLING MACH KNEE TYPE N.CONTR			9545	9716
845959 MILL MACH W TRAVERSER =<300MM	7831	26776	604	7943
845961 OTH MILLING MACH NUMERCAL CONT	3227	23962		3500
845969 OTHER MILLING MACHINES	9896	81260	3969	22538
845970 OTH THREAD/TAPPING MACH	274	30411	900	8860
846011 F.SURFACE GRIND MACH NUM CONTR		890	1860	1860
846019 OTH F.SURF GRIND MAC AXIS0.01M		13058	2027	5857
846021 OTH GRIND MACH NUMERICAL CONTR		4880		25415
846029 OTH GRIND MACH AXIS 0.01MM	117	11018	1077	2012
846031 SHARPENING MACH NUMERICAL CONTR		262		
846039 OTH SHARPENING MACH-TOOL		552		5362
846040 HONING OR LAPPING MACHINES	12009	12337		6860
846090 OTHER MACHINE TOOLS	717	17654	1588	13409
846120 SHAPPING OR SLOTTING MACHINES	10368	11980	504	1846
846130 BROACHING MACHINES				475
846140 GEAR CUTTING,GRIND/FINISH MACH	5003	15769	3767	18632
846150 SAWING OR CUTTING-OFF MACHINES	9709	36060	7304	46420
846190 OTH MACH TOOL FOR METAL WORK	2063	16200	781	5584
846210 FORGING/DIE-STAMP MACH&HAMMERS	10709	241455	1214	2153
846221 BEND,FOLD,ETC MACH NUM CONTROL		5207		
846229 OTH BENDING,FOLDING MACH	16775	52698	268	19406
846231 SHEARING MACH NUMERICAL CONTRO		28550		
846239 OTH SHEARING MACH	601	17163	1829	19148
846241 PUNCH/NOTCH MACH NUM CONTROLLED				226
846249 OTH PUNCHING/NOTCHING MACH	9413	76799	370	17778
846291 HYDRAULIC PRESSES	5772	23609		4979
846299 OTH PRESSES FOR WORK METAL	741	19966	791	31817
846310 DRAW-BENCH FOR BARS,TUBES WIRE		8146		3144
846320 THREAD ROLLING MACHINES	2383	5301		1468
846330 MACHINES FOR WORKING WIRE	2141	5703		19751
846390 OTH MACH TOOL WORKING METALS	1590	4482	6104	9547
846410 SAWING MACHINES	4075	12843		5755
846420 GRINDING OR POLISHING MACHINES	5336	21106	1503	8292
846490 OTH MACH TOOL WORK STONE/CER/C	2351	36618	14587	33080
846510 MACHINE FOR MECHANIC OPERATION	524	1777		49328
846591 SAWING MACHINES	2189	8578	2651	6042
846592 PLANING,MILLING, MOULD MACH	2396	5653	46	4194
846593 GRINDING SANDING POLISHING MAC	1629	12666	16415	54322
846594 BENDING OR ASSEMBLING MACHINES	1444	82109	150	2966
846595 DRILLING OR MORTICING MACHINES	705	2162	2985	4409
846596 SPLITING SLICING PARING MACH	2402	9095	1872	4790
846599 OTH MACH TOOL FOR WOOD CORKETC	4971	43804	11982	16911
846610 TOOL HOLDER SELF OPEN DIEHEAD	4949	13810	427	8226
846620 WORK HOLDERS	3583	7722	180	1107
846630 DIVIDING HEAD & ATTACH M-TOOL		1447	136	153
846691 OTH PART FOR MA-TOOL H.84.64	19	5490		2244
846692 OTH PART FOR MA-TOOL H.84.65	10524	24355	2697	9853
846693 PART/ACCES MACH TOOL PLAN ETC	19877	105436	8866	25758
846694 PART/ACCES MACH TOOL FOLD ETC	6956	48367	215421	222937

Contd.

10.11 Imports by Economic Categories (Detail)

(In Thousand Rupees)

ITEMS	OCTOBER, 2014	FROM JULY, 2014	OCTOBER, 2013	FROM JULY, 2013
846711 PNEUMATIC ROTARY TYPE TOOLS	1348	3150	530	1263
846719 OTH PNEUMATIC TOOLS FOR WORK	8754	22753	648	7091
846721 DRILL W ELEC MOTOR OF ALL KIND	6896	35570	4595	22594
846722 SAWS SELF CONTAINED ELE-MOTOR	1313	4224	992	2502
846729 OTH TOOL WITH ELECTRIC MOTOR	45401	148150	9824	46970
846781 CHAIN SAWS	1560	9106	1146	1837
846789 OTH TOOL WORKING IN HAND	7785	20594	3955	8460
846791 PARTS OF CHAIN SAWS	202	1863	619	2251
846792 PARTS OF PNEUMATIC TOOLS	937	2546	987	6864
846799 OTH PART TOOL WOR IN THE HAND	10875	40015	8743	22558
846810 HAND HELD BLOW PIPES	251	251		
846820 OTH GAS-OPERATED MACH APPARATU	900	5063		1127
846880 OTH MACH FOR SOLDER,BRAZING	39546	45936	3938	12480
846890 PARTS FOR SOLDERING,BRAZIN MAC	1363	6981	2050	7644
846900 TYPEWRITER;WORD PROCESS MACH		1219	81	238
847010 ELEC CALCULATOR,DATA REC MAC	12150	41069	6828	28832
847021 CALC. MACH W PRINT DEVICE			9	9
847029 OTH ELECTRO CALCULATING MACHIN		161	49	53
847030 OTHER CALCULATING MACHINES		105	10	406
847050 CASH REGISTERS	2010	29419	409	17494
847090 OTH POSTAGE,TICKET ISSUE MACH	2435	10391	822	7231
847130 PORTABLE AUTOMATIC DP MACHINE	3692989	12318671	796892	2463001
847141 OTH AUTOMATIC DATA PRO MACHINE	108093	1025082	14911	108587
847149 OTH PRESENTED IN FORM SYSTEMS	24969	146091	5638	24751
847150 PROCESSI UNIT O/T,H-8471.41,49	764202	1838015	275828	798560
847160 INPUT,OUTPUT UNIT IN S-HOUSING	50893	305182	26450	117700
847170 STORAGE UNITS	120656	357697	51979	279613
847180 OTH UNITS OF AUTO DAT PRO MACH	9711	21559	17933	42163
847190 OTH LAN,BRIDGES,HUBS EXCL SWIT	43125	347273	34766	390112
847210 DUPLICATING MACHINES	94	854	163	163
847230 SORTING/FOLDING/AFFIXING MACH		298	511	538
847290 OTHER, OFFICE MACHINES	179233	729446	52716	573544
847310 PARTS/ACCESS OF MACH H-84.69	694	1156	696	915
847321 PART CALC MACH H-8470.10.21.29		127		265
847329 OTH PARTS OF MACH H-84.70	3724	14602	5384	10750
847330 PARTS/ACCESS OF MACHINE 84.71	87497	456172	76696	322978
847340 PARTS/ACCESS MACHINE HEAD84.72	20840	137935	9140	49917
847350 PARTS/ACCESS MAC HD84.69-84.72	2516	5180	206	580
847410 SORTING/SCREENING/WASHING MACH	112927	137555	4406	7448
847420 CRUSHING OR GRINDING MACHINES	102007	359936	4417	124428
847431 CONCRETE OR MORTAR MIXERS	65848	316617	124082	161366
847432 MACH FOR MIXING MINERAL&BITUME	24436	160902	5604	151041
847439 OTH MACH FOR MIXING MINERALS		5982		27406
847480 OTHER MACHINERY	2619	52196	13142	41123
847490 PART OF SORTING,SCREENING MACH	170779	578876	68323	381067
847529 OTH GLASS WORKING MACHINES	21942	58510	25022	76791
847590 PARTS OF MACHINES H-NO.84.75	5826	27503	13126	69525
847621 BEVERAGE/VENDING MA W REFRIG	3826	3996		
847629 OTH,AUTOMA BEVERG-VENDING MACH		22		1417
847681 OTH MACH HEATING/REFRIG,DEVICE		158	423	423
847689 OTH MACH INCL MONEY CHANG MACH	26	26		
847690 PARTS OF MACH HEADING 84.76		20	34	157
847710 INJECTION-MOULDING MACHINES	145434	567176	190985	877955
847720 EXTRUDERS	227359	418767	40569	75559
847730 BLOW MOULDING MACHINES	45794	147049	5698	99412
847740 VACCUM MOLDING/THERMOFORM MACH		8943	1094	11774
847751 MACH MOULD PNEUMATIC TYRE,TUBE		144470		35065
847759 OTH MACH FOR MOLDING/FORMING	19249	29547		80744
847780 OTH MACH FOR WORKING RUB/PLAST	36376	216309	17702	800180
847790 PARTS OF MACH,WORKING RUB/PLAS	65586	175601	134377	278714
847810 MACH FOR REPARING TOBACCO		96718	295927	506448

Contd.

10.11 Imports by Economic Categories (Detail)

(In Thousand Rupees)

ITEMS	OCTOBER, 2014	FROM JULY, 2014	OCTOBER, 2013	FROM JULY, 2013
847890 PARTS OF MACHINES OF H-84.78	19516	118212	42928	112462
847910 MACH FOR PUBLIC WORKS,BUILDING	60826	163044	29680	288695
847920 MACH FOR EXTRACT/PREP FATS/OIL	118112	211069	20549	21119
847930 PRESS PARTICAL/FIBRE BOARD ETC	18842	108452	8771	30490
847940 ROPE OR CABLE MAKING MACHINES	46235	51222		12628
847950 INDUSTRIAL ROBOTS(N.E.S.)		42544	84	84
847960 EVAPORATIVE AIR COOLERS	36343	171400	8854	24689
847979 OTH PASSENGER BOARDING BRIDGES	345	4869		
847981 MA FOR TREATING METAL/FLE WIRE	175	42356	3918	4744
847982 MIX/KNEAD/CRUSH/GRIND ETC MACH	588461	2331891	122637	1439899
847989 OTH APPLI IDIVIL FUNCTIO MACH	491496	1170182	217887	1047566
847990 PART OF MA H- 8479.20.60.82.84	153330	345320	86069	474608
848010 MOULDING BOXES FOR MET FOUNDRY	2168	9252	1913	7119
848020 MOULD BASES	5765	18570	2391	7603
848030 MOULDING PATTERNS	1006	7861		738
848041 INJECTION OR COMPRESSION TYPES	3041	20088	4251	9993
848049 OTH, MOULDS FOR METAL/CARBIDES	9325	102022	42563	71238
848050 MOLULDS FOR GLASS	9639	53922	411	9693
848060 MOULDS FOR MINERAL MATERIALS.	1913	17210	7931	23550
848071 INJECTION OR COMPRESSION TYPES	24385	101057	6400	415278
848079 OTH MOULDS FOR RUBBER/PLASTICS	70559	329060	104919	387038
848110 PRESSURE-REDUCING VALVES	306854	841702	490639	1366766
848120 VALVES,OLEOHYD/PNEUMATIC TRANS	399113	814856	11934	38118
848130 CHECK (NONRETURN) VALVES	76805	337806	82806	280045
848140 SAFETY OR RELIEF VALVES	70904	292013	62307	263199
848180 OTH APPLIANCE(TAP,COCKS,VAL)	702038	2273956	402641	2395894
848190 PARTS OF APPLICANCE H-NO.84.81	144218	394395	118707	431571
848210 BALL BEARINGS.	346373	1332150	236863	931676
848220 TAPERD ROLLER BEARING INC CONE	44078	234371	72975	209954
848230 SPHERICAL ROLLER BEARINGS	42731	127917	23822	126050
848240 NEEDLE ROLLER BEARINGS	8430	27915	5136	19508
848250 OTH CYCLINRICAL ROLLER BEARING	22213	85410	9504	54895
848280 OTH COMBINED BALL/ROLLER BEAR	50827	152921	49161	156760
848291 BALLS, NEEDLES/ROLLERS PARTS	10574	65313	8615	47471
848299 OTH PARTS OF BALL/ROLLER BEAR	24034	94876	22855	73443
848310 TRANSMISSION/CRANKS/SHAFTS.CAM	217732	826440	178580	621738
848320 BEARING HOUSING-BALL/ROLR BEAR	9722	38416	5951	34996
848330 BEARING HOUSING NOT INCOR BEAR	120287	622965	137020	456510
848340 GEAR,CHAIN SPOK,GEAR BOXES ETC	291848	821175	177964	395653
848350 FLYWHEL/PULEY INCL PULEY BLOCK	12684	43636	8385	35232
848360 CLUTCHES AND SHAFT COUPLING	61369	221484	42847	176707
848390 PARTS OF HEADING 84.83	30479	229742	72712	133091
848410 GASKET&SIMILAR JOINT OF MATALS	85149	276513	57719	257798
848420 MECHANICAL SEALS	61852	221870	29451	138570
848490 OTH GASKET&SIMI JOINT DISSIMIL	82140	277441	109411	971458
848610 MACH FOR MANUF BOULES / WAFERS		10	4369	4474
848620 MAC FOR MANUF S-COND,I-CIRCUIT	20953	21824	20	20
848630 MACH FOR MANUF FLAT PANEL DISP		44		
848690 PARTS&ACCE OF MACH MANU S-COND	130	1137		105
848710 SHIPS/BOATS,PROPELLERS&BLADES	68	10792	273	347
848790 O-PARTS&ACCE NOT CON ELE-CONNE	29458	94020	26108	108238
850110 ELEC MOTOR OUTPUT NOT>37.5.WAT	37190	177725	73109	191395
850120 UNIVERSAL AC/DC MOTOR >37.5 W	18482	92940		33140
850131 OTH DC MOTOR/GEN 0-P=750 WATT	17584	74524	13791	46854
850132 O-DC MOTOR/GEN 0-P-750W-75KW	14840	76352	12	29935
850133 OTH DC MOTO/GEN 0-P-75KW-375KW	3232	27481	755	6087
850134 OTH DC MOTOR/GEN OUTPUT >375KW	79014	79014		4083
850140 OTH AC MOTORS,SINGLE-PHASE	56958	339329	38956	239331
850151 OTHER AC MOTORS MULTI-PHASE	18906	114240	12404	59021
850152 AC MOTORS,OUTPUT-750W-75KW	248633	816270	100526	489129
850153 AC MOTORS,OUTPUT>75KW	74565	334292	11541	124606

Contd.

10.11 Imports by Economic Categories (Detail)

(In Thousand Rupees)

ITEMS	OCTOBER, 2014	FROM JULY, 2014	OCTOBER, 2013	FROM JULY, 2013
850161 AC GENERATORS OUTPUT NOT>75KVA	25913	201413	17008	168876
850162 AC GENERATORS OUTPUT-75-375KVA	6824	33846	22455	48935
850163 AC GENERATOR 0-P-375KVA-750KVA	3175	9452		10813
850164 AC GENERATORS OUTPUT >750 KVA	15636	36655	51359	79170
850211 EL GNERATOR (DIESEL)0-P>75 KVA	170899	1215272	153612	909449
850212 GENER SET(DIESEL)OP- 75-375KVA	166543	617466	116929	666140
850213 GENER SET(DIES ENG)OP>375KVA	511285	4338428	1416104	3619511
850220 GENER SET(SP-ING ENG)OP>375KVA	182300	1925203	126564	1893124
850231 GENERATING SETS,WIND POWERED	144215	156096	2640499	2640541
850239 OTHER GENERATING SETS	2653005	5589720	515372	768795
850240 ELECTRIC ROTARY CONVERTERS.	365	365		233
850300 PARTS FOR MACHIN H-85.01/85.02	992906	1572743	73689	336219
850410 BALLAST FOR DISCHARG LAMP/TUBE	11653	58528	8819	42239
850421 LIQUID DIELECTRICT FORMERS	5224	6497	411755	412889
850422 LIQ D-E T/FORMER-650-10000KVA	17300	23833	3746	9714
850423 LIQ DI-ELE T/FORMER >10000KVA	1405	134714		
850431 OTH TRANSFORMER-PHC-NOT>1 KVA	70637	266515	129273	293546
850432 OTH TRANSFORMER-PHC-1KVA-16KVA	42811	53128	852	411575
850433 OTH TRANSFORMER-PHC-16-500KVA	15835	164624	825	61936
850434 OTH TRANSFORMER-PHC>500 KVA	347847	1047774	10117	564322
850440 STATIC CONVERTERS	820741	3535947	579920	1549421
850450 OTHER INDUCTORS	33390	96963	16912	140578
850490 PARTS ELEC POWER MACH H-8504	74145	464714	29242	225454
850511 PERMANENT MAGNETS AND ARTICLES	871	21363	296	3406
850519 OTH PERMANENT MAGNETS&ARTICLES	8305	49552	8020	32655
850520 EL-MAGNET COUPLING,CLUTCH ETC	1852	12803	2474	15943
850590 OTH EL-MAGNET INC/PART HD85.05	22065	120141	10962	30050
850610 MANGANESE DIOXIDE P/CELL&BATT	77314	275946	69837	262899
850640 SILVER OXIDE P/CELL&BATTERIES				917
850650 LITHIUM PRIMARY CELL&BATTERIES	34445	131183	18009	75203
850660 AIR ZINC PRIMARY CELL&BATTRIES		257	414	1099
850680 OTHER PRIMARY CELL&BATTERIES	40684	139097	27631	102592
850690 PARTS OF PRIMARY CELL&BATTEIES	15941	22418	2343	4742
850710 LEAD-ACID ACCUMULATOR(STARTNG)	1569	24511	7941	22726
850720 OTHER LEAD-ACID ACCUMULATORS	790107	2731371	200150	1707524
850730 NICKEL-CADMIUM ACCUMULATORS	246	3311	1795	8935
850750 BATTRIES NICKEL-METAL HYDRIDE	205	643		5
850760 BATTRIES LITHIUM-ION	1360	4906		1606
850780 OTHER ACCUMULATORS	14410	81707	5315	47835
850790 PARTS EL-ACCMOLATOR INCL SEPR	57700	148641	40199	129802
850811 VACUM CLEANER SE-CONTA E-MOTOR	830	17515	9079	16666
850819 OTH VACUUM CLEANERS SELF MOTOR	3513	10390	1065	7951
850860 OTHER VACUUM CLEANERS	435	2661	171	1578
850870 PARTS OF VACCUM CLEARERS	602	808	155	245
850940 FOOD GRINDER/MIXERS&JUICE EXT	62764	278178	38203	189882
850980 OTH DOMESTIC APPLIANC	7534	41574	2646	33993
850990 PARTS DOMESTIC APPLIAN	15574	76238	18989	55444
851010 SHAVERS SELF CONTAINED EL-MOTO	1688	12131	2253	11607
851020 HAIR CLIPPERS SELF CON EL-MOTO	1868	17480	3012	8490
851030 HAIR-REMOVING APPLIANCES	3015	41156	284	2526
851090 PART OF SHAVER/CLIPPER/REMOVER	714	8493		114
851110 SPARKING PLUGS	88598	312086	68035	268270
851120 IGNITION/DYNAMOS MAG-FLYWHEELS	11578	28924	10185	39050
851130 DISTRIBUTORS;IGNITION COILS	24027	79368	24176	76267
851140 STARTERS MOTORS/DUEL PUR GENER	4696	64229	3202	20837
851150 OTHER GENERATORS	643	33365	2832	12190
851180 OTH EL-IGNITION/START EQUIP	1964	6524	564	9242
851190 PARTS OF THE HEADING NO.85.11	78902	335226	50100	106191
851210 LIGHTS SIG EQUIP BICYCLE USED	639	1322	11	371
851220 OTH LIGHTING SIG EQUIPMENT	88126	296421	74677	368748
851230 SOUND SIGNALLING EQUIPMENT	12405	40555	4462	20001

Contd.

10.11 Imports by Economic Categories (Detail)

(In Thousand Rupees)

ITEMS	OCTOBER, 2014	FROM JULY, 2014	OCTOBER, 2013	FROM JULY, 2013
851240 WINDSCREEN WIPER,DEFROST/DEMIS	2052	8462	1084	8175
851310 PORTABLE ELECTRIC LAMPS	110077	332071	57301	189404
851390 PARTS(OF THE HEADING NO.85.12)		433	351	1175
851410 RESISTANCE HEATED FURNACE/OVEN		1912	801	2935
851420 INDUCTION/DIELECTRIC FUR/OVENS		21272		24693
851430 OTHER FURNACES AND OVENS	7203	114203	2392	53131
851440 OTH IND/DI-EL HEATING EQUIPMNT	3327	11334	146	5533
851490 PARTS(OF HEADING NO.85.14)	4033	29455	998	20946
851511 SOLDERING IRONS AND GUNS	4951	16480	1899	6415
851519 OTH BRAZING/SOLDER IRONS&GUNS	2243	21943	660	4683
851521 MACHINES,RES WELDING OF METAL	1792	4218		1059
851529 OTH MACH RES WELDING OF METAL	2974	20787	2744	26887
851531 MACH ARC WELDING METAL F/AUTO		6688	4483	4483
851539 OTH MACH/APP ARC WELDING METAL	8908	58141	25985	101149
851580 OTH MACH/APP HOT SPRAYING METL	6572	55635	3880	116581
851590 PARTS(OF HEADING NO.85.15)	5134	52623	54538	87187
851610 ELE INSTANEOUS/IMERSION HEATER	8370	27066	914	4748
851621 STORAGE HEATING RADIATORS	2840	3309	587	875
851629 OTH ELE SPACE/SOIL HEATNG APPA	338496	362168	8983	44489
851631 HAIR DRYERS	1186	19842	557	19809
851632 OTHER HAIR DRESSING APPARATUS	1254	17072	122	6199
851633 HAND DRYING APPARATUS	251	2584	221	1298
851640 ELECTRIC SMOOTHING IRONS	3378	47980	26538	54611
851650 MICROWAVE OVENS	20193	74531	39079	69122
851660 OTH OVEN/COOKER/GRILL/ROASTERS	14500	57047	9876	48630
851671 ELECTRIC COFFEE OR TEA MAKERS	4314	32210	6652	15931
851672 ELECTRIC TOASTERS	31669	71660	10800	31028
851679 OTH ELECTRIC-THERMIC APPLIANCE	21954	53966	1845	66307
851680 ELECTRIC HEATING RESISTORS	9890	44659	7981	38359
851690 PARTS EL-THERMIC APP H-85.16	95735	379037	73857	288054
851711 LINE TELEPHONE CORDLESS H-SETS	8578	23230	2218	6221
851712 TELEPHONE FOR CELLULAR NETWORK	6024305	22689973	6442342	22683462
851718 OTHER TELEPHONES	4196	45744	1270	21162
851761 BASE STATIONS FOR WIRELESS N-W	181246	1538547	489652	2126487
851762 MACH FOR RECEPTION VOICE/IMAGE	2516529	10839517	1530729	7089557
851769 OTHER APPARATUS	1245410	7999972	1010232	5334248
851770 PARTS FOR TELEPHONES/WIRELESS	800056	4662514	1357758	3175898
851810 MICROPHONES AND STANDS THEREOF	2158	16023	1752	13308
851821 SINGLE L/SP MOUNTED IN ENLOUR	15539	58969	11616	32298
851822 MULTIPLE L/SP MOUNTED IN ENCL	43402	117664	17121	92227
851829 OTH L/SP NOT MOUNTED IN ENCL	37793	120714	15325	54349
851830 HEAD/EAR/MICRO PHONE SPEAK SET	34996	152185	10052	44089
851840 AUDIO FREQUENCY ELEC.AMPLIFIER	3881	27383	1497	16924
851850 ELECTRIC SOUND AMPLIFIER SETS	2664	17197	1931	5647
851890 PARTS & ACCESSORIES HEAD 85.18	71825	90853	1660	12454
851930 TURNTABLES (RECORD-DECKS)		8		35
851981 O-APPA USING MAG/OPTICAL MEDIA	105	371	601	899
851989 OTH COMPACT DISK PLAYERS	4920	12562	2197	10803
852110 MAGNETIC TAPE TYPE	2982	8811	2567	11257
852190 OTH VIDEO REC/REPRODUCING APP	13294	53793	6870	46665
852210 PICK UP CARTRIDGES		6		1265
852380 DATA/SOUND RECORDED AUTO.DPM	11677	4221909	63598	382763
852550 TRANSMISSION APPA FOR RADIO/TV	9840	51630	25749	35860
852560 TRANSMISSION APPARATUS	25969	94862	33654	154476
852580 TV CAMERAS,DIGI/VIDEO CAMERA-R	35768	157247	24979	126909
852610 RADAR APPARATUS			2280	5243
852691 RADIO NAVIGATIONAL AID APPARAT	110648	143899	12749	43886
852692 RADIO REMOTE CONTROL APPARATUS		1339		8
852712 POCKETSIZE RADIOCASSETE PLAYER	78	1377	415	1712
852713 OTH APPA COMB W/SOUND REC/PRO				596
852719 OTH RECORDING/REPRODUCING APPA	2848	10124	1652	12888

Contd.

10.11 Imports by Economic Categories (Detail)

(In Thousand Rupees)

ITEMS	OCTOBER, 2014	FROM JULY, 2014	OCTOBER, 2013	FROM JULY, 2013
852721 OTH RADIO BRO-RECEIVER FOR VEH	4970	17635	1371	2712
852729 OTH SOUND REC/REPRO APPA VEH	8439	83481	2158	9054
852791 OTH APPA COMB W/SOUND REC/PRO		298		41
852792 APPA NOT COMB W-S-RECOR/REPROD	31	71		
852799 MODEMS FOR SUND RECOD APPA	42	942	5074	10154
852841 MONITORS AUTOM DATA PRO SYSTEM	4388	133667	8515	26660
852849 OTH CATHODE-RAY TUBE MONITORS	385	3310	382	2704
852851 OTH MONITOR DATA PROCESSING SY	219289	673691	152211	606128
852859 OTHER MONITORS	7614	11997	2328	12314
852861 PROJECTOR FOR AUTO- DPS-H8471	19273	90340	3569	45107
852869 MULTIMEDIA PROJECTOR-FOR DP-SY	207	1398	1046	2107
852871 RECEPTION APPA FOR TV	29955	71672	1757	46420
852872 OTH COLOUR TV SETS	78803	342117	9209	58168
852910 AERIALS/REFLECTORS ALL KINDS	14096	155798	11767	63826
852990 OTH PARTS/APP H-85.25-85.28	711679	1954239	420617	1992010
853010 EL-SIGNAL EQP RAILWAY/TRAMWAY		2945	22	80005
853080 OTH SIGNAL EQP EL TRAFIC CONT	3249	56373	5015	60765
853090 PARTS OF EQP HEAD 85.30	747	1408	3983	14875
853110 BURGLAR/FIRE ALARMS/SIMIL APPT	133854	214268	12135	53889
853120 INDICATOR PANEL INCORP LCD/LED	12437	69788	4318	34818
853180 OTHER APPARATUS	6113	38814	19301	51170
853190 PARTS ELEC SOUND/VIS SIG APPT	5810	74055	20742	8046693
853210 FIX CAPACITO 50/60HZ CAP.5KVAR	2264	111518	11746	31187
853221 OTHER FIXED CAPACITOR		966		307
853222 ALUMINIUM ELECROLYTIC FIX CAP	576	2327	929	1587
853223 CERAMIC DIELEC,SIN-LYR FIX CAP	690	3540	357	1224
853224 CERAMIC DIELEC MUL-LYR FIX CAP	1646	6331	1420	4317
853225 DIELECTRIC PAPER PLAS FIX CAP	1122	2719		928
853229 OTHER FIXED CAPACITORS	22029	88075	7199	52153
853230 VARIABLE/ADJUSTABLE CAPACITORS	856	5166	511	2628
853290 PARTS OF ELECTRICAL CAPACITORS	2805	9199	3221	11589
853310 FIXED CARBON RES COMP/FILMTYPE	9501	22157	1796	5857
853321 OTH FIXED RES CAPACITY < 20 W	344	1645	3574	4668
853329 OTHER FIXED RESISTORS	21044	48506	4443	20745
853331 W/WOUND RESISTOR- RHEO&POTEN	2769	7883	1291	5524
853339 OTH W/WOUND VARIABLE RESISTORS	3155	6169	310	11491
853340 OTH VAR RES INCL REHEOSTATS	8659	31629	1687	11512
853390 PARTS FOR ELECTRICAL RESISTERS	358	3219	422	3115
853400 PRINTED CIRCUITS	140285	317327	63647	261104
853510 FUSES FOR VOLTAGE >1000 VOTTS	7363	20898	3470	13339
853521 AUTOMA C-BRAKER VOT <72.5 KV	65816	278221	38678	161080
853529 OTH AUTOMATIC CIRCUIT BRAKER	66692	114292	35231	525963
853530 ISOLATING/MAKE-AND-BREAK SWIT	9217	67227	13128	85314
853540 LIGHT ARRESTER,VOL LIMITER ETC	9769	30755	2866	16572
853590 ELEC APP SWITCHING CIR>1000VOL	124335	209603	71617	1247853
853610 FUSES FOR VOLTAGE <1000 VOLTS	5019	28091	3677	15924
853620 AUTOMATIC CIR BREAKER	203834	796870	124938	571703
853630 OTH APP PROTECTING ELEC CIRCUL	4940	26161	2636	12286
853641 RELAYS FOR VOLTAGE	5520	128448	6924	43559
853649 OTHER, RELAYS	89859	308894	41334	342324
853650 OTHER SWITCHCES	71229	299973	51274	212302
853661 LAMP HOLDERS	4772	30909	2982	16346
853669 OTHER,PLUGS AND SOCKETS	69048	305115	77161	213060
853670 CONNECTORS FOR OPTICALFIBRES	6401	12589	2320	10368
853690 OTH ELECTRICAL APPARATUS	89787	440640	87773	309243
853710 BOARD,PANEC ETC VOLTAGE-1000V	629282	1792183	345794	1263282
853720 BODIES,CONSOLE ETC VOLT>1000V	157204	411997	472507	519430
853810 BOARD,PANELS GOODS HEAD 85.37	29700	145442	16327	180659
853890 OTH PARTS SUITABLE GOOD H85.37	136352	890922	139939	580727
853910 SEALED BEAM LAMP UNITS	9704	31871	11424	29263
853921 TUNGSTEN HALOGEN LAMPS	19116	73046	8572	52531

Contd.

10.11 Imports by Economic Categories (Detail)

(In Thousand Rupees)

ITEMS	OCTOBER, 2014	FROM JULY, 2014	OCTOBER, 2013	FROM JULY, 2013
853922 OTH LAMPS 200W FOR VOLT>100V	7864	30992	3352	37590
853929 OTH FILAMENT LAMPS EXCL U-VIOL	64515	142913	52925	105097
853931 DISCHARGE LAMP O/TAN U-V-LAMP	10716	32717	6251	29686
853932 MERCURY OR SODIUM VAPOUR LAMPS	3845	15059	1285	6501
853939 OTH DISCHARGE LAMPS,O/TH ULTRA	621875	2948800	861699	3539953
853941 ARC-LAMPS (ELECTRIC)	46	1632	254	1052
853949 OTH ULTRA-VOILET/INFRA-REDLAMP	3832	6832	3701	8556
853990 PARTS ELECTRIC FILAMENT/D-LAMP	46885	126333	23415	77699
854011 CATHODE-RAY TV PICTURE TUBES	21095	31349	11225	40957
854040 DATA GRAP DISPL TUBE,COLO/MONO	108	108		
854060 OTHER CATHODE-RAY TUBES				62
854071 MAGNETRONS	37994	101016	22504	90156
854079 OTH,MICROWAVE TUBE,CARCINOTR	374	664		
854081 OTHER VALVES AND TUBES:		22		
854089 OTHER VALVES ANA TUBES,N.S.	461	3573	821	2209
854099 OTH PARTS OF HEADING NO.85.40			65	170
854110 DIODES,OTH THAN PHOTSENSITIVE	14779	62262	6146	25883
854121 TRANSISTOR O/THAN PHOTSENSITV	252	12896	1481	6324
854129 OTH TRANSISTOR O/TH PHOTSEN	7342	25067	3649	34168
854130 THYRISTORS DIACS AND TRIACS	766	13009	427	5917
854140 PHOTSENSITIV SEMICONDUCTOR DE	3219998	7460814	405406	3315141
854150 OTH SEMICONDUCTOR DEVICES	2376	22752	3557	51212
854160 MOUNTED PIEZO-ELECTRIC CRYSTAL	1821	3600		2317
854190 PARTS OF APPARATUS OF H-85.41	26322	34576	4981	13812
854231 ELECTRONIC INTEGRATED CIRCUIT	26572	119270	11726	194223
854232 MEMORIES	2655	13942	93	6156
854233 AMPLIFIERS	692	5617	1192	6507
854239 OTH ELECTRO INTEGRATED CIRCUIT	62729	186317	35823	102504
854290 PARTS OF ELEC INTIGRAT CIRCUIT	21435	25066	1415	8949
854310 PARTICLES ACCELERATORS		3748		
854320 SIGNAL GENERATORS	1340	9102	3068	13089
854330 MACH APPA EL-PLATNG ELECTROLYS	49409	51625	206	5474
854370 OTHER MACHINE/APPARATUS	155741	1132781	67205	426567
854390 PARTS OF THE APPARATUS H-85.43	2470	74739	1393	35432
854411 WINDING WIRE OF COPPER	8115	48290	9050	40975
854419 OTHER WINDING WIRE OF COPPER	35223	282362	15954	108866
854420 CO-AXIAL CABLE & CONDUCTORS	77023	225015	8261	179863
854430 IGNITION & OTHER WRITING SETS	42488	157414	6200	26240
854442 COMPUTER LEADS WITH CONNECTOR	212987	1080358	280972	727727
854449 OTH ELECTRIC CONDUCTOR N>1000V	492905	3066457	85757	1393858
854460 OTH EL CON FOR VOLTAGE >1000V	211039	452621	559556	568363
854470 OPTICAL FIBRE CABLES	83108	115168	6222	98192
854511 ELECTRODES USED IN FURNACES	7090	40512		6864
854519 OTHER ELECTRODES	3219	11582	425	947
854520 CARBON BRUSHES	10311	21250	5284	19650
854590 OTH LAMP/BATTERY CARBON,GRAPIT	2837	10855	6125	15039
854610 EELECTRICAL INSULATOR OF GLASS				2560
854620 EELECTRICAL INSULATOR CERAMICS	8594	20156	19499	73407
854690 OTH ELE INSU OTH THN GLAS,CERA	8683	46262	9259	45152
854710 INSULATING FITTINGS OF CERMIC	12	129		24
854720 INSULATING FITTINGS OF PLASTIC	282	2862	153	2125
854790 OTH INSULATIN FITT PLAS/CERMIC	235606	286061	1017	13336
854810 WAST/SCRIP PRI BATRY,CEL,ACCUMU	12	12	12227	194536
854890 OTH,PARTS ELE MACHINE/APP NES	385	1115	1182	3310
860110 RAIL LOCOMO POWERED ELECTRICIT				44
860210 DIESEL ELECTRIC LOCOMOTIVES	116838	4007390		
860400 RAIL/TRAMWAY MAINTENANCE VEHIC				26373
860719 OTH INCL PARTS AXELS/WHEEL	11488	277539	1220	12103
860721 AIR BRAKES AND PARTS THEREOF		8813		
860729 OTH BRAKES LOCOMO&PATS THEREOF	13680	21837		1184
860730 HOOKS,COUPLIN DEVICES,BUFFERS	2788	5232	3235	3235

Contd.

10.11 Imports by Economic Categories (Detail)

(In Thousand Rupees)

ITEMS	OCTOBER, 2014	FROM JULY, 2014	OCTOBER, 2013	FROM JULY, 2013
860791 OTHER PARTS OF LOCOMOTIVES	2512240	4116883	57378	270982
860799 OTH RAILWAY LOCOMOT STOCK PART	4184	42627		4601
860800 RAIL/TRAMWAY TRACK FIXTURES	100	14975	302	9027
860900 CONTAINERS SPECIL DESI,EQUIPPED	4187	37499	73852	111789
870110 PEDESTRAIN CONTROLLED TRACTORS			274	448
870120 ROAD TRACTORS FOR SEMI-TRAILER	562997	1918899	267673	518535
870190 COMP AG-TRACTORS-ANY KIT FORM	221276	1041868	229657	620975
870210 M.VEH 10 OR >PERSON DIESEL ENG	518947	1264042	386672	1634000
870290 COMP O-M-VEH 10PER&DERIVER AKF	54872	227020	3707	263071
870310 M-CAR FOR TRAVEL ON SNOW/GOLF	210	2207	583	583
870321 MOTOR VEH CYLNDER CAP-1000CC	2699010	10132511	1556544	6894677
870322 OTH CAR CY CAP>1000CC - 1500CC	2356108	7683986	1252678	5966129
870323 OTH VEH CYL CAP 1500 - 3000CC	1827517	6243956	1271541	4767344
870324 OTH VEH CYL CAPACITY>3000CC	177564	1113630	157365	1080040
870331 OTH VEH(DIESEL ENG)CYL-C-1500CC	1646	1646	53123	56980
870332 VEH(DIESEL ENG)CY-1500 -2500CC		11142	8950	49555
870333 OTH VEH(DIESEL ENG)CAP>2500CC	64755	132045	5000492	5052690
870390 OTH M-CAR/M-VEH FOR PERSONS	2154	51221	16681	55633
870410 DUMPERS DESIGN FOR OFF-HIGHWAY	41482	145269	12527	555029
870421 OTH VEH(DIESEL ENG)NOT>5TONNES	438138	2332578	828627	2178192
870422 OTH VEH(DIESEL ENG)GVW-5-20TON	459723	1433638	56513	422960
870423 OTH VEH(DIESEL)GVW >20 TONNES	11565	162437	6421	102516
870431 OT VEH SPARK-IGNITION NOT>5TON	642733	1485393	223919	1087676
870510 CRANE LORRIES	39473	178231	13942	13942
870530 FIRE FIGHTING VEHICLES			51709	53237
870540 CONCRETE-MIXER LORRIES		16526	107613	149775
870590 OTH SPECIAL PURPOSE MOTOR VEHL	80411	601707		371983
870710 BODIES/CABS FOR VEH-H-87.03	209	3254	737	3203
870790 BODIES OF VEH-H-87042190&.3190	16199	55554	5056	40346
870810 BUMPERS AND PARTS THEREOF	12337	37138	4861	23088
870821 OTH PART ACCE OF BODIES,SEATS	37327	72901	9919	22612
870829 OTH PART ACCE OF BODIES,CABS	464064	1590546	585056	2460814
870830 BRAKES&SERVO-BRAKES,PARTS VEH	64176	152634	10613	90709
870840 GEAR BOXES AND PARTS THEREOF	31205	357889	3967	15882
870850 DRIVE-AXLES WITH DIFFERENTIAL	25933	99659	17087	56949
870870 ROAD WHEELS&PARTS&ACCESSO	36777	162443	14017	50108
870880 SUSPENSION SYS,SHOCK-ABSORBERS	169686	478544	51199	214349
870891 RADIATORS & PARTS THEREOF VEH	14088	80639	9171	42522
870892 SILENCERS&EXHAUST PIPES,PARTS	278	1655	30	1570
870893 CLUTCHES AND PARTS THEREOF	11729	190666	8854	40611
870894 STEERING WHEELS,CLUMNS,BOXES	42883	121183	42140	164243
870895 SAFETY AIRBAGS INFLATER SYSTEM		231		
870899 OTH PARTS FOR VEHICLES H-8701	317598	1427042	228684	1606035
870911 WORK TRUCKS SELF-PROPEL ELECTR		1367		
870919 OTH WORK TRUCK SELF PRO N-FITT	88166	134367		
871110 MOTORCYCLE CYL CAP-NOT>50CC	389	1842		151
871120 M-CYCLE CYL CAPACITY- 50-250CC	698243	2850210	329187	1888300
871130 M-CYCLE CYL CAPACITY-250-500CC	3939	4174		78490
871140 M-CYCLE CYL CAP-500-800CC	1394	7047	3536	14956
871150 M-CYCLE CYL CAP EXCEEDIN-800CC	4388	34506	1093	5127
871190 OTH M-CYCLE(INCLUDING MOPEDS)	75881	283189	87767	293315
871200 BICYCLES,OTH DELIVERY TRICYCL	39936	152740		79189
871310 INVALID CARRIAG NOT MECH PROPL	20129	61478	3514	23048
871390 OTH INVALID CARRIAG MOTORISED	279	2572	271	712
871410 SADDLES OF MOTORCYCLES,MOPEDS	508321	1869080	643788	1754578
871420 PART ACCE INVALID CARRIAGES		116		105
871491 FRAMES,FORKS & PARTS THEREOF		865		844
871492 WHEEL RIMS AND SPOKES		4205		1600
871493 HUBS,COAST BRAK HUB,FREE WHEL	10129	52645	2889	17206
871494 BRAK,COAST BRAK HUB,HUB BRAK	200	7124	50	3607
871495 OTHER, SADDLES	1580	16471	60	8418

Contd.

10.11 Imports by Economic Categories (Detail)

(In Thousand Rupees)

ITEMS	OCTOBER, 2014	FROM JULY, 2014	OCTOBER, 2013	FROM JULY, 2013
871496 PEDALS,CRANK-GEAR,& PARTS THOF		2363	3525	3832
871500 BABY CARRIAGES & PARTS THEREOF	5833	23310	2342	9253
871610 TRAILER,SEMI-TRALER CARVN TYPE				5703
871620 SELF LOADING/UNLODING TRAL AGR		886		
871631 TAKER/SEMI TANKER TRAILERS				40605
871639 OTH TRAILER,SEMI TRAI FOR GOOD	23234	58165		14778
871640 OTH TRAILERS & SEMI-TRAILERS	1509	2679		2531
871680 OTH VEH NOT MECHANICALLY PROPL	11381	37332	17038	33968
871690 PARTS,TRAILER SEMI-TRAI H87.16	832	34772	4887	13200
880100 GLIDERS AND HANG GLIDERS		1254		
880212 HALICOPTER UNLADN WT>2000 KG		9276		
880230 AEROPLAN UNLADN W-2000-15000KG	15669	15669		
880240 AEROPLAN UNLADN WT >15000KG	6897185	8624014	106188	158421
880310 PROPELLERS,ROTORS & PATS THROF		309	215	7751
880320 UNDER CARRIAGES/PARTS THEREOF		670	222	745
880330 OTH PARTS OF AEROPLANE/HELICOP	128634	447681	93858	555168
880400 PARACHUTES AND ROTOCHUTES,PART		110		
880521 AIR COMBAT SIMULATORS & PARTS		10199		7066
880529 OTH GROUND FLYING TRAINER PART		435		4370
890190 OTH VESSELS FOR PERSONS/GOODS		182836		
890310 INFLATABLE YATCHS,VESL PLE/SPO		69		188
890391 SAILBOATS,WITH/W-OUT AUX-MOTOR		792		
890392 MOTORBOAT,O/THN OUTBOARD M-BO	5238	10313		
890399 OTH INFLTABLE YACHTS		4992		376
890510 DREDGERS		1010559		
890590 OTH LIGHT VESSELS,FLO-CRANES	6426	12858		
890790 OTH FLOATING STRUCTURES,TANKS	3562	3981		5748
900490 OTH SPECT,GOGGLE&THE LIKE CORR	1649	16061	10853	17886
900510 BINOCULARS	120	2570	2414	3440
900580 OTH ASTRONOMICAL INSTRUMENTS	299	1669	434	1484
900699 O-PART,AC P-GRAPHIC F-LIGH APP	32	269	96	439
900720 CINEMATOGRAPH PROJECTOR.S-R/RE	734	6125		5827
900791 PAR,ACC-CINEMATOGRAPHIC CAMERA	115	276	16	16
900792 PART,ACCE-CINEMATOGR PROJECTOR	155	1247	1074	2518
900850 PROJECTORS,ENLARGERS&REDUCERS		106	162	2440
900890 PARTS/ACCE OF IMAGE PROJECTORS	501	578	406	406
901010 APPA,EQUI AUTOMATC DEVELO FILM	5627	26129	430	27487
901050 OTH APP EQU PHO-GRAPHIC LAB	2558	51499	2037	3516
901060 PROJECTION SCREENS	4995	12218	940	8450
901090 PART ACCE OF APP/EUIP H-90.10	2159	6875	180	4603
901110 STEREOSCOPIC MICROSCOPES	54	411		407
901120 OTH MICROSCOPE P-MICROGRAPHY	211	211		6416
901180 OTHER MICROSCOPES	4212	41394	6585	89327
901190 PART,ACCE OF OPTCAL MICROSCOPE	1145	3159	41003	45469
901210 M-SCOPE O/THN OPTIC M-SCOP APP	10082	11794		61
901290 PART,ACC M-SCOPE O/THN OPTICAL	1444	1717		283
901310 TELESCOPIC SIGHTS FITT TO ARMS		6		50
901320 LASERS OTHER THAN LASER DIODS	1866	3278		597
901380 OTH DEVICES APPLI&INSTRUMENTS	30950	71934	22155	85326
901390 PARTS,ACCE OF SUB GROUP-90.13	119	31186		5828
901410 DIRECTION FINDING COMPASSES		212		
901420 INST/APPLI AERONAUTIC NAVIGATO				249
901480 OTH INS/APPLI(NAVIGATIONAL)	1414	9143		127
901490 PART,ACCE OF SUB GROUP OF90.14		9		1079
901510 RANGEFINDERS		757	4467	4498
901520 THEODOLITES AND TACHEOMETERS	176	3870		1211
901530 SURVEYING LEVELS	2526	9061	1037	4427
901580 OTH INS AND APPLIANC-SURVEYING	84446	1228835	53596	1199738
901590 PARTS&ACCE OF SURVEYING INSTRU	199912	346132	4047	101215
901600 BALANCE SENSITIVITY 5CG/BETTER	2358	8377	1854	13822
901710 DRAFTING TABLE MACH W/NOT AUTO	4072	14488	2028	5964

Contd.

10.11 Imports by Economic Categories (Detail)

(In Thousand Rupees)

ITEMS	OCTOBER, 2014	FROM JULY, 2014	OCTOBER, 2013	FROM JULY, 2013
901720 O-DRAWING MARK/MATH CALC INSTR	5667	11541	4486	8927
901730 MICROMETERS/CALLIPERS & GUAGES	491	10219	3202	10810
901780 OTHER INSTRUMENTS	8047	36964	9316	37181
901790 PARTS/ACCE OF MEASURING INSTRU	2180	4656	2297	5758
901811 ELECTRO-CARDIOGRAPHS	6119	14870	6412	39873
901812 ULTRASONIC SCANNING APPARATUS	48260	215469	5627	38859
901813 MAGNETIC RESONANCE IMAGING APPA	66491	598157		211876
901814 SCINTIGRAPHIC APPARATUS		588	530	20504
901819 OTH ELECTRO-DIAGNOSTIC APPARAT	203776	499637	92684	542975
901820 ULTRA VOILET/INFRA-RED RAY APP	483	720		
901831 SYRINGES, WITH/WITHOUT NEEDLES	127750	536807	110233	456191
901832 TUBULAR METAL NEEDLE/NEDL SUTU	24426	95969	30867	109489
901839 OTH NEDLES, CATHERS, CANNULA	446922	1755849	296044	1159089
901841 DENTAL DRILL ENGINES, W/C-D-EQU		632		
901849 OTH; INS/APPLI, DENTAL SCIENCE	2936	20612	3192	16536
901850 OTH, OPHTHALMIC INST&APPLIANCE	26894	192113	20712	85711
901890 OTH INSTRUMENT & APPLIANCE.	1035457	2761530	541213	2009752
901910 MECHANO-THERPY, MESSAGE/PSY APP	5833	43831	7302	109479
901920 OZONE, OXYGEN, AEROSOL THERAPY,	87791	285335	63423	197343
902190 OTH; APP, WORN CARY, IMPL IN BODY	15681	61511	29299	180072
902212 COMPUTED TOMOGRAPHY APPARATUS	15547	124517	44966	217107
902213 OTH X-RAY APPA FOR DENTAL USES	275	9720		200
902214 OTH, X-RAY APP FOR MEDICAL SURG	358542	603834	4130	273555
902219 X-RAY APPA FOR OTHER USES	21257	205792	152294	180289
902221 APP BASE ON ALP, BETA GAMA RADI		1810	2684	28035
902229 APP ALPHA-BE-GA RADI-OTHER USE		83056	1447	1447
902230 X-RAY TUBES		6449	8213	15618
902290 O-APP AL-B-G RADI INCL PA/ACCE	9694	106799	15210	123085
902300 APPA DESIGNED F-DEMANSTRATION	49469	164220	28946	202432
902410 MACH&APPLI FOR TESTING METALS	1725	53099	1354	45634
902480 O-MACH-TESTING HARDNESS/STREN	26753	127311	19162	132827
902490 PARTS&ACC-HARD/STREN TEST MACH	3612	16385	1156	18120
902511 LIQUID-FILLED THERMOMETER/PYRO	7899	28098	5536	24363
902519 OTHER THERMOMETERS/PYROMETERS	12085	46983	8854	32986
902580 OTHER INSTRUMENTS	13651	79539	32367	68020
902590 PARTS ACCE INSTRUMENTS H-9025	2216	25489	6467	16747
902610 APP, MEASUR/CHECK FLOW/ LEVEL.	23470	117820	16939	45183
902620 APP, MEASUR/CHECK PRESSURE.	28601	475388	56097	185288
902680 OTH, APP, MEASUR VARIATION LIQ/G	147294	883676	133071	754576
902690 PARTS, ACCE OF SUB GROUP 90.26.	15149	54392	16026	61143
902710 GAS/SMOKE ANALYSIS APPARATUS.	68923	158363	4988	75205
902720 CHROMATOGRAPHS/ELECTROPHOR INS	52128	140837	42939	177557
902730 SPECTRO, SPECTROPHOT-METER RADI	41654	86522	16404	78578
902750 OTH, INS. USING OPTCAL RADIATION	45596	160764	24850	191635
902780 OTH, INST FOR PHYSICAL CHEM ANA	303736	890765	382946	771861
902790 MICROTOMES; PART ACCE APP-90.27	54573	133510	19422	179571
902810 GAS METERS	260834	740705	479	14263
902820 LIQUID METERS	619	7508	7213	24474
902830 ELECTRICITY METERS	19571	55299	4953	30656
902890 PART, ACCE OF SUB GROUP 90.26	6906	301733	53265	481227
902910 REVOL/PROD COUNTRS, TAXIMETERS,	639	6005	84	1124
902920 SPEED INDICATORS/TACHOMETERS	1335	12887	1823	7405
902990 PARTS ACCE OF METERS-H-90.29	19479	61222	11046	41543
903010 INS, MEASUR IONISING RADIATIONS	118563	207703	35802	40476
903020 OSCILLOSCOPE&OSCILLOGRAPH	7592	20914	3001	13123
903031 O-INSTR MEASUR VOLTAGE, CURRENT	4506	17115	369	8080
903032 MULTIMETER WITH RECORD DEVICE	146	8934	1024	3311
903033 O-METER WITH OUT RECOED DEVICE	13174	58293	6267	55985
903039 O-OSCILLOSCOPE W-RECOD DEVICE	5944	10579		32060
903040 OTH, INS, SPE DESI FOR TELECOMMU	32422	75310	4537	101255
903082 OTH, INS, MEASUR SEMICONDUCTOR	82	82		5956

Contd.

10.11 Imports by Economic Categories (Detail)

(In Thousand Rupees)

I T E M S	OCTOBER, 2014	FROM JULY, 2014	OCTOBER, 2013	FROM JULY, 2013
903084 OTH,APPA,WITH RECORDING DEVIC		14017		750
903089 OTH,INS,MEASUR ELECTRICAL QTY.	9816	155717	19794	99268
903090 PARTS ACCE OF SUB GROUP 90.30	4346	16571	6828	12364
903110 MACH BALANCING MECHANICAL PARTS	5116	24274		
903120 TEST BENCHES	10383	48240	27830	106432
903149 OTH,OPTICAL INS & APPLIACES.	1778	10701	4564	50970
903180 OTH,INS APPLIANCES & MACHINES.	223824	597016	257290	815624
903190 PART,ACCE OF ARTICLE H- 90.31	13239	39557	13633	51351
903210 THERMOSTAT	34915	152747	36624	110302
903220 MANOSTAT(PRESSURE REGULATORS)	1947	3912		6545
903281 OTH,INS HYDRAULIC OR PNEUMATIC	3325	6734	347	5368
903289 OTH,REGULATING,CONTROLLING INS	295717	782605	127388	526454
903290 PARTS,ACCE OF ARTICLE H- 90.32	34841	114751	13832	80633
940210 DENTISTS,BARBER CHAIRS, PARTS	2710	18098	2514	57118
940290 OTH;OPE TABLES,EXAM TABLE MECH	101248	395638	36459	88340
940560 ILLUMINATED SIGN,NAMPLATES,LIK	39339	106953		1850
940591 PARTS OF LAMP LIGHT FIT GLASS.	11509	60575	5393	22084
940599 OTH PARTS H-NO.94.05,N.E.S.	6981	20589	1199	7096

10.12 Exports by Areas and Countries/Territories

(In Thousand Rupees)

COMMODITIES	OCTOBER, 2014	CUMULATIVE FROM JULY,2014	OCTOBER, 2013	CUMULATIVE FROM JULY,2013
GRAND TOTALS	200455755	803177310	197939644	888024819
LATIN AMERICA	253535	1271008	221658	1007311
Antigua and Barbuda			238	238
Aruba		454		55
Bahamas		1350		635
Barbados	417	4549	2213	32476
British Virgin Is.	187	544		29
Cayman Islands	236	5234	930	1199
Cuba	31434	99227	5634	90012
Dominica	379	1383		
Dominican Republic	60342	359725	77457	326862
Grenada	2822	4383		2861
Guadeloupe	464	464	868	35363
Haiti	32243	283970	29906	83151
Jamaica	18388	62532		43200
Martinique	10912	45421	7348	21554
Puerto Rico	10183	111078	51340	138463
St.Kitts and Nevis		429		247
St. Lucia	5000	5301		13465
St.Vincent/Grenadine		6342		5589
Trinidad and Tobago	80529	278622	45724	211911
CENTRAL AMERICA	1337650	5311650	1336373	5360339
Belize	3824	4174	42	630
Costa Rica	25835	149147	20234	81057
El Salvador	15953	65854	21314	48488
Guatemala	66350	230241	24077	242919
Honduras	38415	170873	17759	76516
Mexico	1074641	4269099	848585	3653479
Nicaragua	5598	81537	224353	825057
Panama	107034	340726	180010	432194
SOUTH AMERICA	2252639	10132722	2924447	12195098
Argentina	263460	1064655	516047	1819069
Bolivia	266	11344	152	8579
Brazil	504397	2422474	663445	3195084
Chile	637606	2416147	625789	2751514
Colombia	342038	1845825	521225	1766298
Ecuador	42010	276510	116371	399316
Guyana		20023	7356	29784
Paraguay	86647	408509	47900	115028
Peru	209782	1076140	132069	945433
Suriname	133	29065	8587	25903
Uruguay	87240	274571	193753	669520
Venezuela,Bolivar. R	79061	287459	91753	469570
NORTH AMERICA	34054818	135608437	34234163	141270941
Bermuda		2271	853	2244
Canada	2137540	8242727	2372688	8599857
U.S.America	31917278	127363439	31860621	132668840
EASTERN EUROPE	3738384	14227537	3328009	13739640
Belarus	961	8804	480	21387
Bulgaria	155500	703620	92971	418398
Czech Republic	353301	1166830	243018	992928
Hungary	119579	451089	104759	463093
Poland	1112736	4765473	785862	3802120
Republic of Moldova	2217	10228	2452	3419

Contd.

10.12 Exports by Areas and Countries/Territories

(In Thousand Rupees)

COMMODITIES	OCTOBER, 2014	CUMULATIVE FROM JULY,2014	OCTOBER, 2013	CUMULATIVE FROM JULY,2013
Romania	214783	1025642	251532	975978
Russian Federation	1232206	4515399	1150095	4675311
Slovakia/Slovak R.	72797	157478	34322	107205
Ukraine	474303	1422973	662516	2279802
NORTHERN EUROPE	18817738	71340986	16668354	65637682
Denmark	734465	3309918	631139	3259003
Estonia	189477	736171	190586	1009371
Finland	409041	1952001	616838	2637876
Iceland	1980	3323	439	2958
Ireland	473664	1873478	427582	1702340
Latvia	249754	856891	162126	756220
Lithuania	354319	1487803	443821	1780381
Norway	427941	1897827	432581	1802822
Sweden	992152	4131352	733723	3492447
United Kingdom	14984945	55092222	13029519	49194263
SOUTHERN EUROPE	15814327	58419200	13253258	51921108
Albania	16131	101551	17119	88891
Bosnia & Herzegovina	467	3915	1022	1405
Croatia	131414	441700	39056	199866
Fr.Yugoslav R.Macedo	512	512		
Gibraltar			632	632
Greece	540977	2196330	526181	2099324
Holy See				4090
Italy	6569602	22931578	5494438	21582412
Malta	29783	200205	64639	189862
Portugal	1561383	5033556	1407193	5059267
Slovenia	281911	1735843	485351	1477375
Spain	6668350	25688130	5196666	21078045
Serbia	13797	85881	20960	139939
WESTERN EUROPE	23782184	97387589	23135387	95201221
Austria	140712	643950	159127	660602
Belgium	4799547	21326192	5188405	20028173
France	3398708	13908830	3585508	13548472
Germany	10018909	39052760	8284461	36206904
Luxembourg		2796	1250	4704
Netherlands	5295813	22044063	5793910	24302160
Switzerland	128495	408998	122725	450206
EASTERN AFRICA	6856071	22194461	7492999	23967214
Burundi		2065	2380	3852
Comoros	137630	866809	328947	1318762
Djibouti	111459	764389	153839	882483
Eritrea	3399	42766		4601
Ethiopia	9668	40348	2494	70146
Kenya	2744403	8779447	2951985	7983075
Madagascar	607330	2351715	1449365	3485723
Malawi	6474	64850	11501	61008
Mauritius	256093	1045495	229723	1131627
Mayotte	1530	25149	2822	5896
Mozambique	1540463	3358535	605771	3740625
Reunion	31671	215967	56848	268583
Rwanda	419	3883		13898
Seychelles	39457	132767	9455	83236
Somalia	114019	498043	364224	1234003
Uganda	2859	22620	10844	54193
U.R.of Tanzania	1154427	3582761	1255673	3472407
Zambia	3877	69390	22639	39224

Contd.

10.12 Exports by Areas and Countries/Territories

(In Thousand Rupees)

COMMODITIES	OCTOBER, 2014	CUMULATIVE FROM JULY,2014	OCTOBER, 2013	CUMULATIVE FROM JULY,2013
Zimbabwe	90892	327461	34489	113874
MIDDLE AFRICA	713026	2595960	770959	2623915
Angola	302536	1645150	265883	1237278
Cameroon	292437	642838	160768	533824
Chad				3305
Congo, Republic of	14146	53606	10999	28774
D.R.of Congo	49073	129144	257025	636086
Equatorial G.(Ri.Mi)	29101	29101	44747	52470
Gabon	25734	96121	31538	132179
NORTHERN AFRICA	2300100	8622842	2848780	9611254
Algeria	309622	975078	355760	1260628
Egypt(U.A.R.)	1193675	4779441	1548075	4918790
Libya	52198	187521	98106	369452
Morocco	127601	481360	133666	567464
Sudan	344613	1191227	426884	1562460
Tunisia	272392	1008215	286289	931731
Western Sahara(Ri.De				729
SOUTHERN AFRICA	2402210	9231930	3203823	10985473
Botswana	50131	154813	61036	187275
Lesotho	24692	149509	51545	352072
Namibia	370	23091	18137	45926
South Africa	2325818	8903318	3070392	10397353
Swaziland	1199	1199	2712	2847
WESTERN AFRICA	2414786	7643039	1947734	7708934
Benin	259902	846250	655435	2475332
Burkina Faso(Fr.Up.V	61	2554		
Cape Verde				3709
Co,te d,Ivoire(Fr.Iv	97704	466681	47642	458085
Gambia	150700	529668	120314	348769
Ghana	127373	604561	57490	285434
Guinea	163533	208276	4357	468034
Guinea-Bissau	136753	389531		1591
Liberia	54626	77659	7516	71089
Mali				1203
Mauritania	205590	764418	298598	999219
Niger	223	1202		17016
Nigeria	1039373	2619451	580834	1997395
Senegal	44752	676476	38100	216522
Sierra Leone	121695	403109	92352	144941
Togo	12500	53203	45094	220595
EASTERN ASIA	26153005	110121151	27782963	142475099
China	19129859	71523686	20237384	92471720
Hong Kong S.A.Re.Chi	2217862	9916107	3168941	13445840
Japan	1534437	6001751	1419199	7308531
Korea D.P.Republic		1467		6249
Korea, Republic of	2501963	14393982	2327177	18999803
Macao.China	1470	3369		1705
Mongolia		8061		3806
O.Asia(Tai.For.Pe.Ki	767415	8272729	630263	10237447
SOUTH-CENTRAL ASIA	26764515	113742674	27409756	119141983
Afghanistan	14533571	65203208	15087643	67074161
Bangladesh	5951762	23386711	6419478	24596476
India	3665769	14262972	3009844	15860947
Iran (Islamic R.)	180974	860536	417842	1731476
Kazakstan	67321	220447	22801	99265
Kyrgyzstan/Kyrgyz R.	12329	41631	3677	17759

Contd.

10.12 Exports by Areas and Countries/Territories

(In Thousand Rupees)

COMMODITIES	OCTOBER, 2014	CUMULATIVE FROM JULY,2014	OCTOBER, 2013	CUMULATIVE FROM JULY,2013
Maldives	69628	265448	53278	350040
Nepal	16807	40347	1800	23285
Sri Lanka	2148105	8694148	2303936	8956020
Tajikistan	49264	436841	43480	239705
Turkmenistan	68493	307695	30190	73737
Uzbekistan	491	22692	15786	119112
SOUTH-EASTERN ASIA	11354041	37594267	7010900	31811763
Brunei Darussalam	6597	18396	6418	16965
Cambodia Fr.Kampuche	263196	1063873	595088	1968579
Indonesia	1590496	4767148	797285	4132549
Lao People's D.R.	729	25499	2541	16904
Malaysia	2004399	5300208	1118159	5803343
Myanmar	44520	380399	138068	513117
Philippines	472645	1710975	355576	4012014
Singapore	3465158	12114265	587470	2517057
Thailand	844003	3601642	833172	3357882
Viet Nam	2662298	8611862	2577123	9473353
WESTERN ASIA	19527823	90610388	22751237	137413956
Armenia	4258	5743	2714	4181
Azerbaijan	194829	1080961	460640	2161980
Bahrain	624894	2448165	732632	3520110
Cyprus	61988	147447	27478	112569
Georgia	89732	178910	52616	206640
Iraq	534543	1316249	206642	667004
Jordan	495537	1754969	317447	1344800
Kuwait	742826	2927976	992741	3497502
Lebanon	270889	952423	212509	1045355
Oman	1600495	5173035	1246347	7227815
Qatar	516851	2386994	544844	2806782
Saudi Arabia	3999745	14687873	3537329	14703332
Syrian Arab Republic	188601	557956	312014	687443
Turkey	2443161	11338499	2771634	13570878
United Arab Emirates	7122396	43031696	10607778	83117986
Yemen	637078	2621491	725872	2739581
AUSTRALIA AND NEW ZEALAND	1893403	6992300	1608723	15856548
Australia	1513045	5573113	1335934	14632262
New Zealand	380358	1419187	272788	1223587
Norfolk Island				699
MELANESIA	24940	123624	7708	90110
Fiji	12087	85273	6008	76600
New Caledonia	36	2007	1648	3205
Papua New Guinea	12818	36238	53	5185
Vanuatu		106		5120
MICRONESIA	198	254		1450
Guam	198	254		1450
POLYNESIA	362	5291	2412	3780
Cook Islands		17		703
French Polynesia	362	5274	2412	3078

10.13 Re-Exports by Areas and Countries/Territories

(In Thousand Rupees)

COMMODITIES	OCTOBER, 2014	CUMULATIVE FROM JULY,2014	OCTOBER, 2013	CUMULATIVE FROM JULY,2013
GRAND TOTALS	1746230	7186175	22657	1755144
LATIN AMERICA		29		
Barbados		10		
US.Virgin Islands		20		
CENTRAL AMERICA		7335		
Mexico		7335		
SOUTH AMERICA	304	588		10
Argentina	304	304		
Brazil		68		10
Colombia		215		
NORTH AMERICA	327056	705606	11587	609143
Canada	939	10014		1043
U.S.America	326117	695592	11587	608100
EASTERN EUROPE	3266	11090	1392	10620
Hungary				8254
Poland	2580	8430	1392	1610
Romania				10
Russian Federation		504		727
Slovakia/Slovak R.	3	151		
Ukraine	684	2005		19
NORTHERN EUROPE	6754	667576		33031
Denmark		7435		11602
Finland		173		10
Ireland				8047
Latvia		2465		
Lithuania	263	1743		
Norway		66491		116
Sweden	1869	235932		870
United Kingdom	4622	353337		12386
SOUTHERN EUROPE	4983	687306		45195
Croatia	21	224		
Italy	4544	682743		39300
Portugal				13
Slovenia		7		
Spain	419	4331		5882
WESTERN EUROPE	641511	1567824	84	102870
Austria	5	105		438
Belgium	348	150534	84	296
France	2651	29210		9076
Germany	12688	700480		54777
Luxembourg				1120
Netherlands	623045	655886		23369
Switzerland	2774	31609		13794
EASTERN AFRICA	205	992		
Kenya	205	992		
MIDDLE AFRICA		721		
Angola		721		
NORTHERN AFRICA	8960	11656		
Egypt(U.A.R.)	8792	10105		
Libya		1382		
Tunisia	169	169		
SOUTHERN AFRICA	94	15973		1
South Africa	94	15963		
Swaziland		10		1
WESTERN AFRICA		4409		
Guinea		106		
Liberia		302		
Nigeria		3884		
Senegal		118		

Contd.

10.13 Re-Exports by Areas and Countries/Territories

(In Thousand Rupees)

COMMODITIES	OCTOBER, 2014	CUMULATIVE FROM JULY,2014	OCTOBER, 2013	CUMULATIVE FROM JULY,2013
EASTERN ASIA	77741	1001582	164	85855
China	7798	619421	164	36536
Hong Kong S.A.Re.Chi	34956	175186		20355
Japan	25108	118780		26162
Korea, Republic of	9876	85924		186
O.Asia(Tai.For.Pe.Ki	4	2271		2616
SOUTH-CENTRAL ASIA	8482	41218		56721
Afghanistan	1080	1080		8898
Bangladesh				4970
India	1259	27080		42767
Iran (Islamic R.)	6144	9135		
Kazakstan		98		86
Sri Lanka		3826		
SOUTH-EASTERN ASIA	122255	633929		224519
Indonesia		1161		805
Malaysia	35359	98753		18683
Philippines	1078	7767		175
Singapore	60354	426893		201946
Thailand	25464	99354		2909
WESTERN ASIA	544619	1827889	9429	587175
Azerbaijan		11272		9329
Bahrain	3	97		180
Iraq		1192		
Jordan	90625	90625		101600
Kuwait	96526	113390		1687
Oman		6383		13
Qatar		100385		3656
Saudi Arabia	8940	31760	84	177
Turkey	2974	177530		7072
United Arab Emirates	345551	1280527	8900	457563
Yemen		14727	445	5899
AUSTRALIA AND NEW ZEALAND		453		4
Australia		443		4
New Zealand		10		

10.14 Imports by Areas and Countries / Territories

(In Thousand Rupees)

TERRITORIES/COUNTRIES	OCTOBER,2014	CUMULATIVE FROM JULY,2014	OCTOBER,2013	CUMULATIVE FROM JULY,2013
GRAND TOTALS	435657940	1689741828	348471001	1498402518
LATIN AMERICA	45130	203940	3532	82920
Anguilla		854		
Aruba				25
Bahamas		3806		
Barbados		1082		452
British Virgin Is.	2686	2686		
Cayman Islands		10		
Cuba				9217
Dominica		73		3478
Dominican Republic		15579	137	13385
Haiti	72	6082		
Jamaica	6604	18897	35	5609
Montserrat	150	896	879	879
Netherlands Antilles	4423	46837	931	7061
Puerto Rico	22922	72212	115	24895
St.Kitts and Nevis		28		98
Trinidad and Tobago	7964	34590	937	17322
Turks & Caicos Is.	309	309		
US.Virgin Islands			498	498
CENTRAL AMERICA	293764	1659141	418626	1673172
Belize	1059	86280	463	100430
Costa Rica	4919	35016	596	4306
El Salvador	5943	5989		2490
French West Indies	188	1245		1120
Guatemala	4734	124729	8127	111710
Honduras	6963	14403	2157	17108
Mexico	269860	1385481	407166	1432113
Nicaragua	98	5980		493
Panama		16	118	3402
SOUTH AMERICA	4324464	26690794	1891408	10767867
Argentina	2451473	18254248	607759	5466333
Bolivia		11230		599
Bouvet Island	185	1273		25
Brazil	1364052	6533334	917194	3580826
Chile	337018	1345253	328948	1567146
Colombia	9026	61442	1247	24033
Ecuador		10842	13643	13680
French Guiana		6266		1
Guyana	1069	7480		265
Paraguay	4651	97047	445	3640
Peru	114028	177383	20588	68250
S.Georgia S.Sandw.Is				5155
Suriname	2	2		3593
Uruguay	42961	184993	1585	34288
Venezuela,Bolivar. R				33
NORTH AMERICA	20494354	75109243	15656368	63250189
Bermuda				6
Canada	3947500	18148690	765553	4250437
Greenland				225
St.Pierre & Miquelon			25567	25567
U.S.America	16546854	56960553	14865248	58973954
EASTERN EUROPE	14462397	53564481	7911189	31631945
Belarus	439124	1592128	249559	903592
Bulgaria	69085	401651	96609	319407
Czech Republic	122900	1070778	108104	711516
Hungary	198081	804621	180638	675097
Poland	691698	2710000	359359	1816752
Republic of Moldova	236059	643627		

Contd.

10.14 Imports by Areas and Countries / Territories

(In Thousand Rupees)

TERRITORIES/COUNTRIES	OCTOBER,2014	CUMULATIVE FROM JULY,2014	OCTOBER,2013	CUMULATIVE FROM JULY,2013
Romania	309727	8455586	169251	704976
Russian Federation	2664319	9764061	2592900	9802459
Slovakia/Slovak R.	105018	705417	230490	931442
Ukraine	9626387	27416612	3924278	15766703
NORTHERN EUROPE	18119914	48331807	9964060	41548038
Denmark	9649354	11856513	969109	6524494
Estonia	10905	85643	13077	59168
Faeroe Islands		52		828
Finland	327008	2621737	449463	1835594
Iceland	952	5830	5714	20788
Ireland	618228	1941975	271093	2145850
Latvia	192473	882571	18481	185821
Lithuania	39313	152031	13535	2358568
Norway	159333	535736	159163	464816
Sweden	1813854	9635068	2385642	7077571
United Kingdom	5308493	20614650	5678783	20874540
SOUTHERN EUROPE	4842426	20676152	5558330	23145873
Albania	959	2016		10
Bosnia & Herzegovina	172	4259	1010	2875
Croatia	2183	7762	1748	7678
Fr.Yugoslav R.Macedo		59	2197	2197
Gibraltar		1313	34	1770
Greece	54292	270340	102761	251154
Holy See				926
Italy	3415756	13829965	2860998	14739790
Malta	2059	2665		13050
Portugal	54665	315266	83521	406874
San Marino	5491	13309		
Slovenia	16206	104714	15378	96490
Spain	1115602	4931586	2248871	6085458
Serbia	175041	1192898	241811	1537600
WESTERN EUROPE	27715683	93780401	20949217	99760261
Austria	1004545	4146654	570819	2824333
Belgium	2715818	7720581	2099132	6297539
Europien Union	4601046	17219129	3533271	13463300
France	5094126	14020683	2537135	11738523
Germany	7270803	29643091	7103987	47676193
Liechtenstein	62	453		92
Luxembourg	20025	247385	93711	152791
Monaco	8	308	725018	725018
Netherlands	4783440	10278739	1875850	7598300
Switzerland	2225810	10503378	2410293	9284171
EASTERN AFRICA	3843799	15595477	2467082	12055851
Burundi	71578	423134	108394	375805
Comoros	23837	42333	2307	16735
Djibouti	2498	30161	4997	19174
Eritrea		1741	5	5918
Ethiopia	445731	1115893	351718	1052822
Kenya	2457853	9420036	1336619	7688870
Madagascar	70213	234193	76959	144262
Malawi	384	120418	22447	170955
Mauritius	33665	377569	2654	11401
Mayotte	5233	5241		
Mozambique	60017	91799	2447	23697
Reunion	364	717		121
Rwanda	129928	662599	123553	473363
Somalia	65340	271935	46184	218024
Uganda	78410	310835	27840	208615
U.R.of Tanzania	179263	844444	36547	200787
Zambia	219486	1574973	319199	1354729

Contd.

10.14 Imports by Areas and Countries / Territories

(In Thousand Rupees)

TERRITORIES/COUNTRIES	OCTOBER,2014	CUMULATIVE FROM JULY,2014	OCTOBER,2013	CUMULATIVE FROM JULY,2013
Zimbabwe		67455	5211	90574
MIDDLE AFRICA	12627	64226	17618	87444
Angola	100	10861	5431	5431
Cameroon	2625	28496	6511	23675
Central African R.	6	72	1252	1375
Chad		2894	825	32288
Congo, Republic of	2166	5022	2903	17970
D.R.of Congo	658	1018		1937
Equatorial G.(Ri.Mi)		515		82
Gabon	7073	15348	695	3686
Sao Tome & Principe				1000
NORTHERN AFRICA	3371532	16539855	3572604	13415697
Algeria	24091	32224	3621	3621
Egypt(U.A.R.)	1474582	6541878	1181910	3660313
Libya	35050	139046	827	6647
Morocco	1794452	9579986	2343673	9376226
Sudan	3730	14728	14315	99911
Tunisia	39627	231933	28259	268879
Western Sahara(Ri.De		61		101
SOUTHERN AFRICA	5619009	17461980	2415942	10328986
Botswana	59	462		50
Canary Islands		7095		
Lesotho				3211
Namibia		6862	11364	32868
South Africa	5542385	17208029	2319032	9896846
Swaziland	76566	239533	85546	396011
WESTERN AFRICA	791181	2809874	234169	1276868
Benin	1402	10614	101	2697
Burkina Faso(Fr.Up.V	30939	58460		13
Cape Verde			1009	1009
Co,te d,Ivoire(Fr.Iv	4290	88213	1570	126578
Gambia	18725	54193	131	327
Ghana	67589	220160	19345	75330
Guinea	6574	27901	6381	17890
Guinea-Bissau				4097
Liberia		2098	458	475
Mali			23328	111401
Mauritania	610198	1218365	143	143
Nigeria	13600	637515	30664	453009
Senegal	26752	177977	133322	346886
Sierra Leone	293	11051	3680	8172
St. Helena	7	13	176	176
Togo	10813	303316	13860	128666
EASTERN ASIA	115430123	450912586	72785640	323839395
China	92852650	354374675	54365986	218290947
Hong Kong S.A.Re.Chi	1027663	3545435	949269	3578650
Japan	12334845	55572808	10079671	65314473
Korea D.P.Republic	428536	1412877	209644	994819
Korea, Republic of	5758337	21879148	4724762	24571332
Macao.China		6397		58
Mongolia		3088	22	22
O.Asia(Tai.For.Pe.Ki	3028091	14118158	2456287	11089095
SOUTH-CENTRAL ASIA	22747912	82183151	18753000	68218595
Afghanistan	4128131	13077140	3085604	10578797
Bangladesh	667609	2091765	465854	1726581
Bhutan		12		
India	15700743	57998380	13735264	49521179
Iran (Islamic R.)	1706128	6381894	783188	3889569
Kazakstan	6131	155726	41211	72523
Kyrgyzstan/Kyrgyz R.	56	6712		159

Contd.

10.14 Imports by Areas and Countries / Territories

(In Thousand Rupees)

TERRITORIES/COUNTRIES	OCTOBER,2014	CUMULATIVE FROM JULY,2014	OCTOBER,2013	CUMULATIVE FROM JULY,2013
Maldives			251	1404
Nepal	2308	40397	5143	14167
Sri Lanka	508724	1918581	538827	1964435
Tajikistan	131	1311	1035	2360
Turkmenistan	25675	474153	96623	414297
Uzbekistan	2276	37080		33123
SOUTH-EASTERN ASIA	40660352	173072860	35953831	145997946
Brunei Darussalam				129
Cambodia Fr.Kampuche	1273	8159	770	11277
Indonesia	18496077	72852532	10254739	35126628
Lao People's D.R.		359		1973
Malaysia	7002568	36548221	14168053	64898305
Myanmar	28739	76010	90883	295536
Philippines	262941	1752001	266064	1266844
Singapore	6546141	31558121	4277237	18997052
Thailand	7332253	26015578	6129418	22028742
Viet Nam	990361	4261880	766665	3371462
WESTERN ASIA	149919100	598516294	147053305	641056508
Armenia		2377	118	118
Azerbaijan	9596	9596		
Bahrain	491032	2189924	434683	1566066
Cyprus	7124	55962	6486	44367
Dubai	6754	6754		
Georgia	880	16816	7442	8217
Iraq	216122	283100	65582	82736
Jordan	548473	1132916	242390	612883
Kuwait	21108471	100466338	33280409	123773467
Lebanon	63508	226736	9780	79458
Oman	10700437	33140470	10958376	43057271
Qatar	1653753	5500839	2584021	5956436
Saudi Arabia	33348578	143927709	36950674	143300787
Syrian Arab Republic	5099	38668	9101	21401
Turkey	2183846	6869632	1281009	5298960
United Arab Emirates	79559343	303954177	61178910	317201042
Yemen	16085	694281	44324	53298
AUSTRALIA AND NEW ZEALAND	2960120	12541734	2809867	10167902
Australia	2314930	10606905	2578093	8943884
Christmas Islands	313	10524	4145	7702
Cocos (Keeling) Is.	283	1601		3370
Heard/Mac Donald Is.		321	248	1527
New Zealand	643869	1917800	224359	1199288
Norfolk Island	503	3511	2692	9993
US.Minor Outlying Is	222	1072	329	2139
MELANESIA	16	242	50531	52573
New Caledonia		179		
Papua New Guinea				1275
Solomon Islands	16	63	50531	50531
Vanuatu				768
MICRONESIA	152	157		10868
Kiribati	152	152		28
Marshall Islands				8086
Micronesia,F.States				2754
Palau(Fr.pacific Is)		5		
POLYNESIA	3885	27433	4683	33621
American Samoa	1354	24640	4680	29426
Cook Islands				812
French Polynesia	2266	2269		13
Johnston Island			3	1875
Pitcairn		188		1117
Tokelau	11	11		55
Tonga				322
Tuvalu	254	272		
Wallis & Futuna Is.		52		

10.15 Re-imports by Areas and Countries / Territories

(In Thousand Rupees)

TERRITORIES/COUNTRIES	OCTOBER,2014	CUMULATIVE FROM JULY,2014	OCTOBER,2013	CUMULATIVE FROM JULY,2013
GRAND TOTALS	1,808,046	7,533,544		
LATIN AMERICA		5,584		
British Virgin Is.		5,584		
CENTRAL AMERICA	13,374	32,045		
Belize	3,539	3,539		
Guatemala	9,326	27,997		
Mexico	509	509		
SOUTH AMERICA		7,865		
Brazil		6,683		
Uruguay		1,183		
NORTH AMERICA	571,395	2,456,369		
Canada	118,365	555,952		
U.S.America	453,030	1,900,418		
EASTERN EUROPE	3,474	40,310		
Hungary		205		
Poland	3,474	34,060		
Romania		479		
Ukraine		5,566		
NORTHERN EUROPE	41,233	247,854		
Denmark	87	6,089		
Finland		1,227		
Ireland	10	3,279		
Norway	4,330	7,142		
Sweden	8,571	58,504		
United Kingdom	28,234	171,613		
SOUTHERN EUROPE	70,964	207,958		
Italy	55,184	176,639		
Spain	15,780	31,320		
WESTERN EUROPE	75,078	340,011		
Belgium	6,217	29,866		
France	10,750	72,520		
Germany	32,286	168,820		
Netherlands	12,974	36,321		
Switzerland	12,851	32,484		
EASTERN AFRICA	18,309	41,035		
Ethiopia	11,249	33,976		

Contd.

10.15 Re-imports by Areas and Countries / Territories

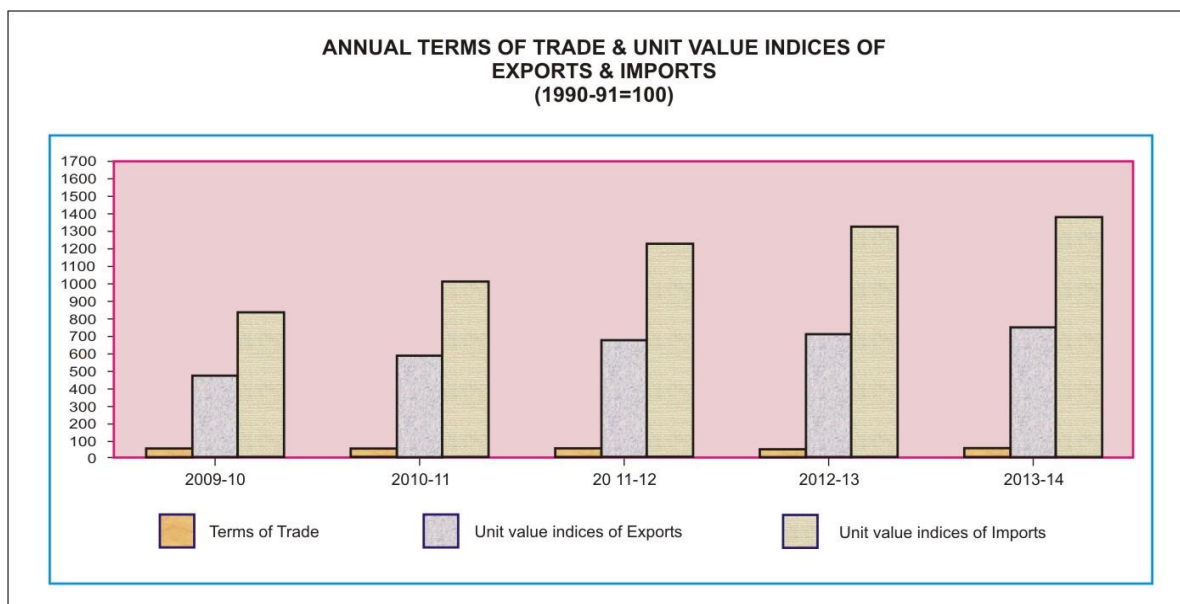
(In Thousand Rupees)

TERRITORIES/COUNTRIES	OCTOBER,2014	CUMULATIVE FROM JULY,2014	OCTOBER,2013	CUMULATIVE FROM JULY,2013
Madagascar	7,060	7,060		
NORTHERN AFRICA	2,160	6,103		
Algeria	2,160	2,160		
Morocco		2,052		
Tunisia		1,891		
SOUTHERN AFRICA	276	374		
South Africa	276	374		
EASTERN ASIA	553,828	2,317,827		
China	268,053	1,145,038		
Hong Kong S.A.Re.Chi	38,567	119,972		
Japan	103,904	555,877		
Korea D.P.Republic		58,644		
Korea, Republic of	47,970	145,064		
O.Asia(Tai.For.Pe.Ki	95,334	293,231		
SOUTH-CENTRAL ASIA	107,964	427,032		
Bangladesh	17,249	29,591		
India	86,768	311,138		
Iran (Islamic R.)	2,993	4,438		
Sri Lanka	954	81,865		
SOUTH-EASTERN ASIA	164,080	795,898		
Brunei Darussalam		268		
Indonesia	96,536	574,733		
Malaysia	27,800	73,298		
Philippines		334		
Singapore	18,789	68,405		
Thailand	15,600	61,191		
Viet Nam	5,355	17,670		
WESTERN ASIA	160,603	467,141		
Bahrain		3,098		
Oman		3,177		
Saudi Arabia	55,312	112,577		
Syrian Arab Republic		2,354		
Turkey	6,666	33,240		
United Arab Emirates	98,625	312,696		
AUSTRALIA AND NEW ZEALAND	25,310	140,138		
Australia	25,310	140,138		

10.16 Annual and Quarterly Terms of Trade and Unit Value Indices of Exports and Imports (1990-91=100)

Year/ Quarter	Terms of Trade	Unit Value Indices of Exports	Unit Value Indices of Imports
2009-10	56.94	478.07	839.60
2010-11	58.55	593.19	1013.10
2011-12	55.08	679.44	1233.49
2012-13	53.81	715.45	1329.56
2013-14	54.27	752.86	1387.15
2010-11 Jul-Sep	59.91	552.97	923.01
Oct-Dec	60.25	584.51	970.12
Jan-Mar	57.34	596.46	1040.23
Apr-Jun	57.08	638.81	1119.05
2011-12 Jul-Sep	56.28	653.84	1161.73
Oct-Dec	54.96	673.48	1225.37
Jan-Mar	54.95	680.39	1238.16
Apr-Jun	54.26	710.06	1308.71
2012-13 Jul-Sep	53.94	684.66	1269.28
Oct-Dec	53.43	709.08	1327.23
Jan-Mar	53.91	728.42	1351.28
Apr-Jun	53.97	739.63	1370.44
2013-14 Jul-Sep	54.54	745.76	1367.33
Oct-Dec	54.61	745.57	1365.33
Jan-Mar	54.80	771.50	1407.91
Apr-Jun	53.17	748.62	1408.02
2014-15 Jul-Sep*	52.24	753.27	1441.98

* Provisional



10.17 Index Numbers of Unit Values of Exports by Groups (1990-91=100)

Year /Quarter	All groups	Food and Live animals	Beverages & Tobacco	Crude materials inedible except fuels	Mineral fuels & Lubricants	Chemicals	Manufactured goods	Machinery & Transport equipment	Misc. Manufactured articles
2009-10	478.07	693.35	629.08	573.05	1115.54	534.75	411.00	988.72	498.40
2010-11	593.19	747.72	804.61	647.55	1333.56	620.91	559.56	1286.13	558.25
2011-12	679.44	800.09	935.29	848.74	1500.63	739.66	641.15	1517.96	650.31
2012-13	715.45	884.48	1052.54	958.74	1615.08	876.11	689.62	1603.48	657.15
2013-14	752.86	954.07	1127.89	1009.57	1682.81	939.50	698.49	1650.17	700.75
2010-11 Jul-Sep	552.97	711.81	719.61	634.81	1330.51	571.93	504.00	1168.32	533.66
Oct-Dec	584.51	751.75	790.66	636.36	1351.72	592.57	548.28	1263.12	543.21
Jan-Mar	596.46	755.41	850.66	639.27	1297.10	651.58	575.38	1317.01	545.45
Apr-Jun	638.81	771.90	857.51	679.75	1354.90	667.54	610.58	1396.06	610.67
2011-12 Jul-Sep	653.84	803.38	897.76	758.78	1429.38	678.24	617.90	1431.44	635.65
Oct-Dec	673.48	780.21	923.77	818.80	1492.20	714.47	645.22	1523.11	645.05
Jan-Mar	680.39	787.46	953.20	904.77	1528.82	766.15	648.83	1549.50	652.21
Apr-Jun	710.06	829.32	966.43	912.66	1552.12	799.77	652.65	1567.78	668.31
2012-13 Jul-Sep	684.66	867.43	999.22	924.18	1562.79	809.02	656.98	1584.13	636.74
Oct-Dec	709.08	869.95	1036.60	944.56	1653.04	851.48	685.86	1590.79	658.79
Jan-Mar	728.42	899.09	1086.12	982.32	1620.06	921.14	705.07	1618.96	666.01
Apr-Jun	739.63	901.46	1088.20	983.88	1624.41	922.80	710.57	1620.03	667.06
2013-14 Jul-Sep	745.46	919.57	1098.87	1017.68	1634.63	934.11	713.43	1624.52	674.82
Oct-Dec	745.57	952.49	1154.15	1023.78	1640.93	928.01	698.36	1631.05	723.57
Jan-Mar	771.50	970.48	1164.01	1042.41	1659.59	941.60	719.23	1664.20	729.32
Apr-Jun	748.62	973.74	1094.54	954.39	1796.09	954.26	659.51	1680.9	675.29
2014-15 Jul-Sep*	753.27	1028	1123.85	928.05	1853.14	929.85	676.38	1722.41	692.43

* Provisional

10.18 Index Numbers of Unit Values of Imports by Groups (1990-91=100)

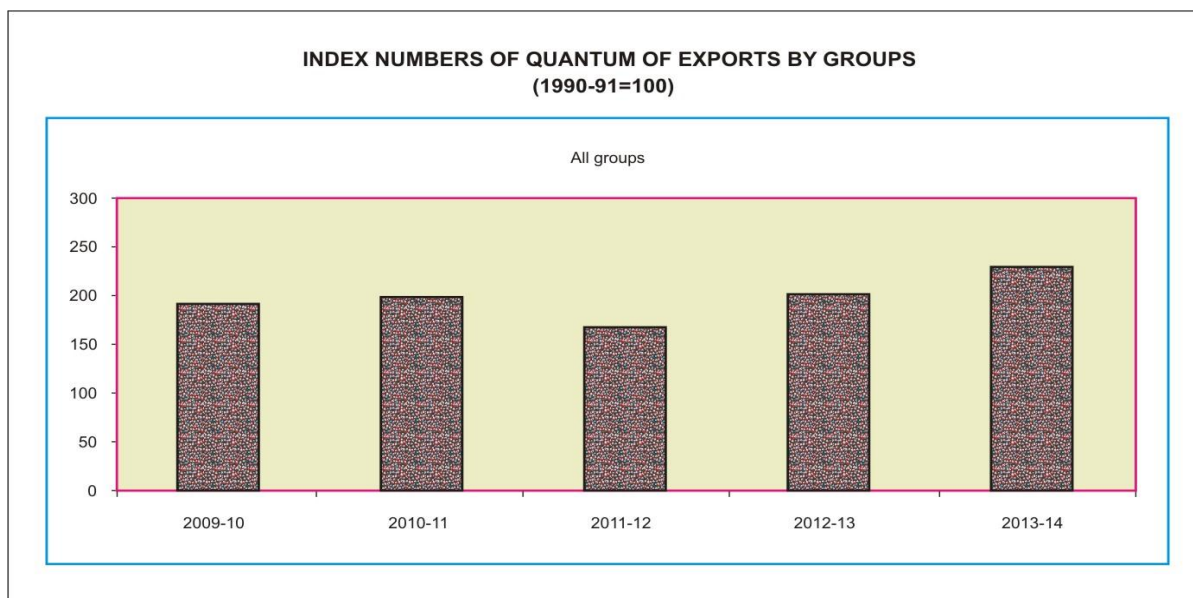
Year/Quarter	All groups	Food and Live animals	Beverages & Tobacco	Crude materials inedible except fuels	Mineral fuels & Lubricants	Animal or Veg. oils & Fats	Chemicals	Manufactured goods	Machinery & Transport equipment	Misc. manufactured articles
2009-10	839.60	689.76	961.43	677.43	975.40	881.02	725.54	612.77	965.15	964.44
2010-11	1013.10	743.82	1060.35	803.59	1255.86	1005.72	796.89	747.32	1183.62	1174.99
2011-12	1233.49	791.79	1230.10	881.00	1651.93	1240.29	897.56	823.33	1407.29	1274.46
2012-13	1329.56	802.28	1339.47	995.65	1720.77	1103.29	994.50	887.02	1738.91	1342.66
2013-14	1387.15	838.74	1446.20	1046.35	1757.91	1054.13	1098.60	899.66	1866.32	1458.63
2010-11 Jul-Sep	923.01	695.80	897.28	759.48	1085.96	867.68	770.08	675.64	1113.89	1097.68
Oct-Dec	970.12	727.87	1026.20	771.05	1128.38	956.15	773.31	727.65	1171.21	1170.63
Jan-Mar	1040.23	792.24	1104.22	841.89	1290.04	1085.82	814.67	791.58	1173.28	1197.23
Apr-Jun	1119.05	759.37	1123.70	841.94	1519.07	1113.24	829.51	794.40	1276.10	1234.40
2011-12 Jul-Sep	1161.73	780.37	1174.28	886.35	1546.57	1209.58	836.74	807.84	1297.42	1248.30
Oct-Dec	1225.37	786.64	1201.86	889.48	1674.49	1185.85	907.70	818.38	1350.77	1264.77
Jan-Mar	1238.16	819.33	1254.74	846.69	1651.53	1277.05	922.54	830.85	1386.86	1282.00
Apr-Jun	1308.71	780.82	1289.52	901.49	1735.14	1288.69	923.26	836.23	1594.10	1302.76
2012-13 Jul-Sep	1269.28	791.42	1310.88	925.57	1623.49	1189.26	939.61	875.46	1610.53	1323.94
Oct-Dec	1327.23	794.08	1328.36	995.64	1764.03	1111.45	1009.58	881.11	1680.20	1327.27
Jan-Mar	1351.28	800.25	1350.09	1017.46	1761.13	1048.35	989.23	877.44	1804.52	1345.00
Apr-Jun	1370.44	823.38	1368.54	1043.92	1734.43	1064.11	1039.59	914.05	1860.39	1374.43
2013-14 Jul-Sep	1367.33	839.00	1390.72	1064.30	1688.69	1075.42	1064.27	859.80	1865.31	1381.34
Oct-Dec	1365.33	840.48	1425.20	1052.01	1711.56	1054.23	1083.40	873.38	1875.71	1391.17
Jan-Mar	1407.91	849.44	1463.98	1072.34	1784.71	1061.03	1104.26	930.61	1937.80	1487.18
Apr-Jun	1408.02	826.03	1504.91	996.765	1846.69	1025.83	1142.45	934.85	1786.47	1574.82
2014-15 Jul-Sep*	1441.98	882.91	1551.52	1050.88	1810.84	1040.06	1218.48	993.38	1889.96	1701.41

* Provisional

10.19 Index Numbers of Quantum of Exports by Groups (1990-91=100)

Year/Quarter	All groups	Food and Live animals	Beverages & Tobacco	Crude materials inedible except fuels	Mineral fuels & Lubricants	Chemicals	Manufactured goods	Machinery & Transport equipment	Misc. manufactured articles
2009-10	191.74	259.95	271.16	198.39	348.10	963.70	185.42	1307.03	173.53
2010-11	198.41	286.92	314.18	199.10	333.36	1033.09	180.52	2806.15	198.34
2011-12	167.36	264.12	367.35	282.00	410.62	1301.40	157.00	2077.59	164.87
2012-13	202.86	242.21	238.64	343.79	37.89	992.45	191.87	2014.32	181.50
2013-14	229.80	280.96	175.45	447.47	409.09	1010.41	189.96	2056.66	226.38
2010-11 Jul-Sep	171.90	234.32	274.00	48.34	310.57	1052.36	168.17	2713.18	190.87
Oct-Dec	190.23	257.32	182.25	105.16	394.62	1244.86	181.35	2986.54	196.39
Jan-Mar	208.47	300.04	354.70	324.40	309.57	882.63	181.02	3404.45	203.65
Apr-Jun	223.05	356.00	445.76	318.50	318.66	952.51	191.55	2120.43	202.43
2011-12 Oct-Dec	169.87	245.98	350.96	342.16	405.61	1260.20	146.42	1741.42	145.37
Jan-Mar	181.51	273.36	342.68	403.10	392.32	1443.70	151.76	2986.15	158.70
Apr-Jun	194.44	310.16	437.04	124.69	446.65	1306.54	176.19	1889.30	187.37
2012-13 Jul-Sep	182.10	193.42	203.51	300.83	29.33	962.68	175.53	2240.25	165.88
Oct-Dec	201.62	219.24	268.01	357.97	6.46	948.78	196.72	2835.50	174.64
Jan-Mar	208.98	289.31	307.37	350.05	53.72	840.47	192.71	1390.01	179.90
Apr-Jun	218.73	266.88	175.65	366.29	62.03	1217.85	202.51	1591.51	205.57
2013-14 Jul-Sep	242.65	254.75	215.28	392.89	1298.61	1052.88	213.28	1226.96	241.61
Oct-Dec	220.69	279.96	59.50	463.12	4.22	691.05	190.14	911.18	229.81
Jan-Mar	218.37	336.65	69.11	350.89	247.03	1153.88	186.44	4061.10	208.14
Apr-Jun	237.48	252.47	357.92	582.97	86.50	1143.82	170.28	2027.38	225.97
2014-15 Jul-Sep*	201.64	189.93	90.87	389.05	361.14	952.31	183.05	4343.64	202.72

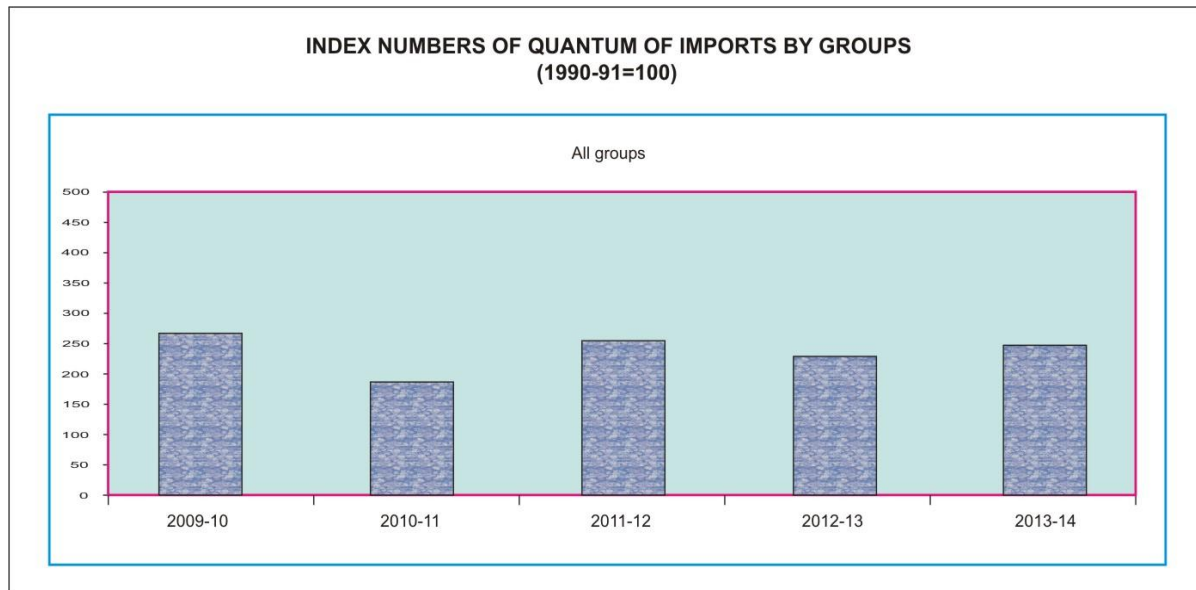
*Provisional



10.20 Index Numbers of Quantum of Imports by Groups (1990-91=100)

Year/Quarter	All groups	Food and Live animals	Beverages & Tobacco	Crude materials inedible except fuels	Mineral fuels & Lubricants	Animal or Veg. oils & Fats	Chemicals	Manufactured goods	Machinery & Transport equipment	Misc. manufactured articles
2009-10	273.50	161.65	372.35	535.52	228.17	154.83	257.08	228.29	363.58	283.04
2010-11	191.60	164.44	279.53	372.91	154.15	90.93	202.59	180.73	232.67	194.23
2011-12	256.47	321.01	371.65	473.88	197.46	121.87	290.92	241.91	280.01	288.73
2012-13	234.02	186.86	275.65	413.29	190.89	141.68	240.54	249.49	266.44	261.26
2013-14	249.40	162.10	317.18	491.04	185.66	182.37	253.03	312.32	283.06	286.91
2010-11 Jul-Sep	248.97	158.42	296.08	524.15	182.44	144.57	276.67	221.66	312.20	297.65
Oct-Dec	261.69	326.59	310.45	368.01	241.54	118.61	261.06	259.08	299.36	220.06
Jan-Mar	255.72	172.75	511.57	599.46	192.62	100.52	272.62	242.19	319.12	259.22
Apr-Jun	243.83	142.78	560.71	388.27	231.20	127.06	271.01	221.30	290.85	285.27
2011-12 Jul-Sep	240.84	277.16	347.08	300.55	194.84	114.21	304.19	247.39	261.99	225.28
Oct-Dec	265.20	330.05	344.55	647.69	194.63	119.56	315.83	235.90	261.50	260.87
Jan-Mar	246.02	383.47	403.56	497.72	188.47	102.72	277.36	223.66	241.95	398.43
Apr-Jun	273.80	293.36	391.41	449.55	211.89	151.00	266.31	260.67	354.59	270.34
2012-13 Jul-Sep	233.97	153.48	320.06	335.17	199.90	165.49	246.32	226.37	289.12	221.18
Oct-Dec	229.54	203.59	244.78	355.04	192.53	115.62	250.79	260.53	247.53	297.57
Jan-Mar	223.34	205.75	273.94	531.28	168.62	148.57	209.02	245.75	221.78	281.19
Apr-Jun	249.22	184.62	263.80	431.66	202.50	137.03	256.03	265.29	307.32	245.10
2013-14 Jul-Sep	218.67	122.34	261.56	396.94	181.66	174.34	244.11	206.78	263.81	229.50
Oct-Dec	268.58	171.23	341.53	584.51	196.34	167.22	261.77	508.73	227.47	235.11
Jan-Mar	257.81	167.02	354.12	578.98	169.03	175.06	258.74	280.99	321.79	278.09
Apr-Jun *	252.54	187.81	311.51	403.73	195.6	212.84	247.49	252.77	319.16	305.94
2014-15 Jul-Sep*	302.77	322.99	416.31	354.13	197.29	189.47	275.38	273.72	521.40	302.25

*Provisional



10.21 Trade in Services (Summary) August, 2014

Rs. In Million
Dollars in Thousands

Description	* August, 2014		** July, 2014		% Change in August, 2014 over July, 2014	
	Rs	\$	Rs	\$	Rs	\$
Export of Services (TOTAL)	<u>69,573.64</u>	<u>695,113.00</u>	<u>34,089.89</u>	<u>345,549.00</u>	104.09	101.16
1. Manufacturing services on physical inputs owned by others	0.00	0.00	0.00	0.00	0.00	0.00
2. Maintenance and repair services n.i.e.	177.86	1,777.00	25.26	256.00	604.12	594.14
3. Transport	12,026.78	120,160.00	11,741.14	119,013.00	2.43	0.96
4. Travel	2,706.82	27,044.00	1,825.59	18,505.00	48.27	46.14
5. Construction services	422.78	4,224.00	176.89	1,793.00	139.01	135.58
6. Insurance and Pension services	157.14	1,570.00	220.59	2,236.00	-28.76	-29.79
7. Financial services	218.50	2,183.00	413.07	4,187.00	-47.10	-47.86
8. Charges for the use of intellectual services	99.99	999.00	65.11	660.00	53.57	51.36
9. Telecommunication, Computer and information services	6,440.97	64,352.00	6,706.12	67,976.00	-3.95	-5.33
10. Other business services	5,696.19	56,911.00	8,012.41	81,217.00	-28.91	-29.93
11. Personal, cultural, and recreational services	103.89	1,038.00	52.58	533.00	97.58	94.75
12. Government services, n.i.e.	41,522.72	414,855.00	4,851.13	49,173.00	755.94	743.66
Import of Services (TOTAL)	<u>73,764.32</u>	<u>736,982.00</u>	<u>70,347.32</u>	<u>713,069.00</u>	4.86	3.35
1. Manufacturing services on physical inputs owned by others	0.00	0.00	0.00	0.00	0.00	0.00
2. Maintenance and repair services n.i.e.	187.27	1,871.00	164.85	1,671.00	13.60	11.97
3. Transport	38,390.61	383,562.00	39,804.16	403,471.00	-3.55	-4.93
4. Travel	10,100.76	100,917.00	11,056.78	112,076.00	-8.65	-9.96
5. Construction services	185.27	1,851.00	27.13	275.00	582.90	573.09
6. Insurance and Pension services	2,339.00	23,369.00	1,844.44	18,696.00	26.81	24.99
7. Financial services	1,946.24	19,445.00	985.75	9,992.00	97.44	94.61
8. Charges for the use of intellectual services	1,173.35	11,723.00	541.91	5,493.00	116.52	113.42
9. Telecommunication, Computer and information services	3,208.27	32,054.00	2,419.10	24,521.00	32.62	30.72
10. Other business services	12,417.02	124,059.00	6,573.83	66,635.00	88.89	86.18
11. Personal, cultural, and recreational services	88.78	887.00	36.40	369.00	143.90	140.38
12. Government services, n.i.e.	3,727.75	37,244.00	6,892.97	69,870.00	-45.92	-46.70

Description	* July - August, 2014		** July - August, 2014		% Change in July - August, 2014 over July - August, 2014	
	Rs	\$	Rs	\$	Rs	\$
Export of Services (TOTAL)	<u>103,412.72</u>	<u>1,040,662.00</u>	<u>65,578.08</u>	<u>644,792.00</u>	57.69	61.39
1. Manufacturing services on physical inputs owned by others	0.00	0.00	0.00	0.00	0.00	0.00
2. Maintenance and repair services n.i.e.	202.02	2,033.00	44.85	441.00	350.43	361.00
3. Transport	23,767.12	239,173.00	20,731.29	203,839.00	14.64	17.33
4. Travel	4,526.29	45,549.00	4,714.10	46,351.00	-3.98	-1.73
5. Construction services	597.92	6,017.00	364.00	3,579.00	64.26	68.12
6. Insurance and Pension services	378.21	3,806.00	1,213.12	11,928.00	-68.82	-68.09
7. Financial services	633.00	6,370.00	1,430.58	14,066.00	-55.75	-54.71
8. Charges for the use of intellectual services	164.86	1,659.00	34.68	341.00	375.37	386.51
9. Telecommunication, Computer and information services	13,149.72	132,328.00	12,884.60	126,687.00	2.06	4.45
10. Other business services	13,726.06	138,128.00	11,791.29	115,937.00	16.41	19.14
11. Personal, cultural, and recreational services	156.12	1,571.00	287.01	2,822.00	-45.60	-44.33
12. Government services, n.i.e.	46,111.40	464,028.00	12,082.56	118,801.00	281.64	290.59
Import of Services (TOTAL)	<u>144,094.52</u>	<u>1,450,051.00</u>	<u>126,328.94</u>	<u>1,242,121.00</u>	14.06	16.74
1. Manufacturing services on physical inputs owned by others	0.00	0.00	0.00	0.00	0.00	0.00
2. Maintenance and repair services n.i.e.	351.98	3,542.00	1,398.64	13,752.00	-74.83	-74.24
3. Transport	78,209.07	787,033.00	64,520.54	634,394.00	21.22	24.06
4. Travel	21,165.54	212,993.00	21,825.52	214,598.00	-3.02	-0.75
5. Construction services	211.26	2,126.00	1.93	19.00	10846.11	11089.47
6. Insurance and Pension services	4,180.09	42,065.00	4,030.44	39,629.00	3.71	6.15
7. Financial services	2,925.21	29,437.00	1,674.35	16,463.00	74.71	78.81
8. Charges for the use of intellectual services	1,710.79	17,216.00	1,648.02	16,204.00	3.81	6.25
9. Telecommunication, Computer and information services	5,621.98	56,575.00	5,802.84	57,056.00	-3.12	-0.84
10. Other business services	18,949.65	190,694.00	17,771.59	174,738.00	6.63	9.13
11. Personal, cultural, and recreational services	124.81	1,256.00	103.54	1,018.00	20.54	23.38
12. Government services, n.i.e.	10,644.14	107,114.00	7,551.53	74,250.00	40.95	44.26

* Provisional figures based on figures provided by the State Bank of Pakistan.

** Revised by SBP

Note:- SBP has switched over from BPM- to BPM 6th addition from July, 2014.

Note:- Dollar value is converted into Rupees on monthly average exchange rate provided by SBP.

August, 2014 (1\$=Rs. 100.089726), July, 2014 (1\$=Rs. 98.654342) and August, 2013 (1\$=Rs. 102.933057) respectively.

10.22 Export of Services by Sectors (Detail) (Monthly)

Description	Rs. in Millions Dollars in Thousands									
	* August, 2014		** July, 2014		** August, 2013		% Change in August, 2014 over			
	Rs	\$	Rs	\$	Rs	\$	July, 2014		August, 2013	
							Rs	\$	Rs	\$
Services	69,573.64	695,113.00	34,089.89	345,549.00	31,271.86	303,808.00	104.09	101.16	122.48	128.80
1. Manufacturing services on physical inputs owned by others	0.00	0.00	0.00	0.00	0.00	0.00	0.00	0.00	0.00	0.00
economy	0.00	0.00	0.00	0.00	0.00	0.00	0.00	0.00	0.00	0.00
1.2 Goods for processing abroad	0.00	0.00	0.00	0.00	0.00	0.00	0.00	0.00	0.00	0.00
2. Maintenance and repair services n.i.e.	177.86	1,777.00	25.26	256.00	22.03	214.00	604.12	594.14	707.35	730.37
3. Transport	12,026.78	120,160.00	11,741.14	119,013.00	10,399.00	101,027.00	2.43	0.96	15.65	18.94
3.1 Sea transport	2,531.67	25,294.00	2,479.57	25,134.00	1,241.57	12,062.00	2.10	0.64	103.91	109.70
3.1.1 Passenger	0.00	0.00	0.00	0.00	0.00	0.00	0.00	0.00	0.00	0.00
3.1.2 Freight	247.42	2,472.00	243.87	2,472.00	71.02	690.00	1.46	0.00	248.38	258.26
3.1.3 Other	2,284.25	22,822.00	2,235.70	22,662.00	1,170.55	11,372.00	2.17	0.71	95.14	100.69
3.2 Air transport	9,469.99	94,615.00	9,233.06	93,590.00	9,016.52	87,596.00	2.57	1.10	5.03	8.01
3.2.1 Passenger	4,980.87	49,764.00	4,908.45	49,754.00	5,166.21	50,190.00	1.48	0.02	-3.59	-0.85
3.2.2 Freight	505.85	5,054.00	498.60	5,054.00	721.35	7,008.00	1.45	0.00	-29.87	-27.88
3.2.3 Other	3,983.27	39,797.00	3,826.01	38,782.00	3,128.96	30,398.00	4.11	2.62	27.30	30.92
3.3 Road transport	23.92	239.00	23.28	236.00	13.07	127.00	2.75	1.27	83.01	88.19
3.3.1 Passenger	0.00	0.00	0.00	0.00	0.00	0.00	0.00	0.00	0.00	0.00
3.3.2 Freight	24.02	240.00	23.28	236.00	13.07	127.00	3.18	1.69	83.78	88.98
3.3.3 Other	-0.10	-1.00	0.00	0.00	0.00	0.00	100.00	100.00	100.00	100.00
3.4 Rail transport	0.00	0.00	0.00	0.00	0.00	0.00	0.00	0.00	0.00	0.00
3.4.1 Passenger	0.00	0.00	0.00	0.00	0.00	0.00	0.00	0.00	0.00	0.00
3.4.2 Freight	0.00	0.00	0.00	0.00	0.00	0.00	0.00	0.00	0.00	0.00
3.4.3 Other	0.00	0.00	0.00	0.00	0.00	0.00	0.00	0.00	0.00	0.00
3.5 Postal and courier services	1.20	12.00	5.23	53.00	127.84	1,242.00	-77.06	-77.36	-99.06	-99.03
3.6 Electricity transmission	0.00	0.00	0.00	0.00	0.00	0.00	0.00	0.00	0.00	0.00
3.7 Other supporting and auxiliary transport service	0.00	0.00	0.00	0.00	0.00	0.00	0.00	0.00	0.00	0.00
4. Travel	2,706.82	27,044.00	1,825.59	18,505.00	2,484.39	24,136.00	48.27	46.14	8.95	12.05
4.1 Business	70.76	707.00	78.82	799.00	0.00	0.00	-10.23	-11.51	100.00	100.00
4.1.1 Acquisition of goods and services by border, seasonal, and other short-term workers	0.00	0.00	0.00	0.00	0.00	0.00	0.00	0.00	0.00	0.00
4.1.2 Other	70.76	707.00	78.82	799.00	0.00	0.00	-10.23	-11.51	100.00	100.00
4.2 Personal	2,636.06	26,337.00	1,746.77	17,706.00	2,484.39	24,136.00	50.91	48.75	6.10	9.12
4.2.1 Health-related expenditure	45.74	457.00	6.41	65.00	8.85	86.00	613.57	603.08	416.84	431.40
4.2.2 Education-related expenditure	46.94	469.00	18.84	191.00	11.84	115.00	149.15	145.55	296.45	307.83
4.2.3 Other	2,543.38	25,411.00	1,721.52	17,450.00	2,463.70	23,935.00	47.74	45.62	3.23	6.17
4.2.3.1 Religious travel	0.00	0.00	10.95	111.00	0.00	0.00	-100.00	-100.00	0.00	0.00
4.2.3.2 Other	2,543.38	25,411.00	1,710.57	17,339.00	2,463.70	23,935.00	48.69	46.55	3.23	6.17
5. Construction services	422.78	4,224.00	176.89	1,793.00	70.51	685.00	139.01	135.58	499.60	516.64
5.1 Construction abroad	422.78	4,224.00	176.89	1,793.00	70.51	685.00	139.01	135.58	499.60	516.64
5.2 Construction in the compiling economy	0.00	0.00	0.00	0.00	0.00	0.00	0.00	0.00	0.00	0.00
6. Insurance and Pension services	157.14	1,570.00	220.59	2,236.00	223.57	2,172.00	-28.76	-29.79	-29.71	-27.72
6.1 Direct Insurance	12.41	124.00	47.85	485.00	99.95	971.00	-74.06	-74.43	-87.58	-87.23
6.1.1 Life insurance	0.10	1.00	1.68	17.00	0.10	1.00	-94.05	-94.12	0.00	0.00
6.1.2 Freight insurance	3.60	36.00	2.27	23.00	65.26	634.00	58.59	56.52	-94.48	-94.32
6.1.3 Other direct insurance	8.71	87.00	43.90	445.00	34.59	336.00	-80.16	-80.45	-74.82	-74.11
6.2 Reinsurance	144.73	1,446.00	172.74	1,751.00	123.62	1,201.00	-16.22	-17.42	17.08	20.40
6.3 Auxiliary insurance services	0.00	0.00	0.00	0.00	0.00	0.00	0.00	0.00	0.00	0.00
6.4 Pension and standardized guarantee services	0.00	0.00	0.00	0.00	0.00	0.00	0.00	0.00	0.00	0.00

Contd.

10.22 Export of Services by Sectors (Detail) (Monthly)

Description	Rs. in Millions Dollars in Thousands									
	* August, 2014		** July, 2014		** August, 2013		% Change in August, 2014 over			
	Rs	\$	Rs	\$	Rs	\$	July, 2014		August, 2013	
							Rs	\$	Rs	\$
7. Financial services	218.50	2,183.00	413.07	4,187.00	816.88	7,936.00	-47.10	-47.86	-73.25	-72.49
7.1 Explicitly charged and other financial services	218.50	2,183.00	413.07	4,187.00	566.65	5,505.00	-47.10	-47.86	-61.44	-60.35
7.2 Financial intermediation service charges indirectly measured (FISIM)	0.00	0.00	0.00	0.00	250.23	2,431.00	0.00	0.00	-100.00	-100.00
8. Charges for the use of intellectual services	99.99	999.00	65.11	660.00	19.15	186.00	53.57	51.36	422.14	437.10
9. Telecommunication, Computer and information services	6,440.97	64,352.00	6,706.12	67,976.00	6,652.87	64,633.00	-3.95	-5.33	-3.19	-0.43
9.1 Telecommunications services	3,628.26	36,250.00	3,610.74	36,600.00	4,400.90	42,755.00	0.49	-0.96	-17.56	-15.21
9.1.1 Call centres	486.64	4,862.00	421.25	4,270.00	288.62	2,804.00	15.52	13.86	68.61	73.40
9.1.2 Telecommunication services	3,141.62	31,388.00	3,189.49	32,330.00	4,112.28	39,951.00	-1.50	-2.91	-23.60	-21.43
9.2 Computer services	2,803.51	28,010.00	3,091.53	31,337.00	2,248.98	21,849.00	-9.32	-10.62	24.66	28.20
9.2.1 Hardware consultancy services	1.60	16.00	2.17	22.00	40.04	389.00	-26.27	-27.27	-96.00	-95.89
9.2.2 Software consultancy services	609.85	6,093.00	624.48	6,330.00	467.11	4,538.00	-2.34	-3.74	30.56	34.27
9.2.3 Maintenance & repairs of computer	15.01	150.00	6.51	66.00	1.13	11.00	130.57	127.27	1228.32	1263.64
9.2.4 Export / Import of Computer Software	1,654.58	16,531.00	2,033.17	20,609.00	1,459.49	14,179.00	-18.62	-19.79	13.37	16.59
9.2.5 Other Computer services	522.47	5,220.00	425.20	4,310.00	281.21	2,732.00	22.88	21.11	85.79	91.07
9.3 Information services	9.20	92.00	3.85	39.00	2.99	29.00	138.96	135.90	207.69	217.24
9.3.1 News agency services	5.20	52.00	1.58	16.00	1.03	10.00	229.11	225.00	404.85	420.00
9.3.2 Other information services	4.00	40.00	2.27	23.00	1.96	19.00	76.21	73.91	104.08	110.53
10. Other business services	5,696.19	56,911.00	8,012.41	81,217.00	5,157.35	50,104.00	-28.91	-29.93	10.45	13.59
10.1 Research and development services	58.55	585.00	50.31	510.00	17.40	169.00	16.38	14.71	236.49	246.15
10.2 Professional and management consulting services	1,549.39	15,480.00	2,592.04	26,274.00	1,341.93	13,037.00	-40.23	-41.08	15.46	18.74
management consulting, and public relations	1,177.66	11,766.00	2,444.26	24,776.00	1,096.33	10,651.00	-51.82	-52.51	7.42	10.47
10.2.1.1 Legal services	63.46	634.00	204.02	2,068.00	81.93	796.00	-68.90	-69.34	-22.54	-20.35
10.2.1.2 Accounting, auditing, bookkeeping, and tax consulting services	26.52	265.00	60.97	618.00	93.15	905.00	-56.50	-57.12	-71.53	-70.72
10.2.1.3 Business and management consulting and public relations services	1,087.68	10,867.00	2,179.27	22,090.00	921.25	8,950.00	-50.09	-50.81	18.07	21.42
10.2.2 Advertising, market research, and public opinion polling	371.73	3,714.00	147.78	1,498.00	245.60	2,386.00	151.54	147.93	51.36	55.66
10.3 Technical, trade-related and other business services	4,088.25	40,846.00	5,370.06	54,433.00	3,798.02	36,898.00	-23.87	-24.96	7.64	10.70
scientific and other technical services	105.29	1,052.00	389.39	3,947.00	270.41	2,627.00	-72.96	-73.35	-61.06	-59.95
pollution, agricultural and mining services	1.40	14.00	10.95	111.00	0.41	4.00	-87.21	-87.39	241.46	250.00
10.3.3 Operating leasing services	0.00	0.00	0.30	3.00	5.35	52.00	-100.00	-100.00	-100.00	-100.00
10.3.4 Trade-related services	16.61	166.00	77.05	781.00	63.51	617.00	-78.44	-78.75	-73.85	-73.10
10.3.5 Other business services n.i.e.	3,964.95	39,614.00	4,892.37	49,591.00	3,458.34	33,598.00	-18.96	-20.12	14.65	17.91
11. Personal, cultural, and recreational services	103.89	1,038.00	52.58	533.00	101.28	984.00	97.58	94.75	2.58	5.49
11.1 Audiovisual and related services	68.36	683.00	47.65	483.00	77.61	754.00	43.46	41.41	-11.92	-9.42
11.1.1 Audiovisual services	68.26	682.00	47.65	483.00	46.73	454.00	43.25	41.20	46.07	50.22
11.1.2 Artistic related services	0.10	1.00	0.00	0.00	30.88	300.00	100.00	100.00	-99.68	-99.67
11.2 Other personal, cultural, and recreational services	35.53	355.00	4.93	50.00	23.67	230.00	620.69	610.00	50.11	54.35
12. Government services, n.i.e.	41,522.72	414,855.00	4,851.13	49,173.00	5,324.83	51,731.00	755.94	743.66	679.79	701.95
12.1 Embassies and consulates	2,039.73	20,379.00	2,557.52	25,924.00	2,952.12	28,680.00	-20.25	-21.39	-30.91	-28.94
12.2 Military units and agencies	37,548.06	375,144.00	121.64	1,233.00	412.14	4,004.00	30768.18	30325.30	9010.51	9269.23
12.3 Other	1,934.93	19,332.00	2,171.97	22,016.00	1,960.57	19,047.00	-10.91	-12.19	-1.31	1.50

* Provisional ** Revised

Note: 1. The data are presented as per 6(EBOPS0.002010) classification aligned with MSITS0.00 2010 classification

10.23 Export of Services by Sectors (Detail) (Cumulative)

Description	Rs. in Millions Dollars in Thousands					
	* July - August, 2014		** July - August, 2013		% Change in July - August, 2014 over July - August, 2013	
	Rs	\$	Rs	\$	Rs	\$
Services	<u>103,412.72</u>	<u>1,040,662.00</u>	<u>65,578.08</u>	<u>644,792.00</u>	57.69	61.39
1.Manufacturing services on physical inputs owned by others	0.00	0.00	0.00	0.00	0.00	0.00
economy	0.00	0.00	0.00	0.00	0.00	0.00
1.2 Goods for processing abroad	0.00	0.00	0.00	0.00	0.00	0.00
2.Maintenance and repair services n.i.e.	202.02	2,033.00	44.85	441.00	350.43	361.00
3. Transport	23,767.12	239,173.00	20,731.29	203,839.00	14.64	17.33
3.1 Sea transport	5,011.14	50,428.00	2,794.02	27,472.00	79.35	83.56
3.1.1 Passenger	0.00	0.00	0.00	0.00	0.00	0.00
3.1.2 Freight	491.30	4,944.00	367.46	3,613.00	33.70	36.84
3.1.3 Other	4,519.84	45,484.00	2,426.56	23,859.00	86.27	90.64
3.2 Air transport	18,702.32	188,205.00	17,693.28	173,968.00	5.70	8.18
3.1.1 Passenger	9,889.31	99,518.00	10,076.55	99,077.00	-1.86	0.45
3.1.2 Freight	1,004.45	10,108.00	1,407.08	13,835.00	-28.61	-26.94
3.1.3 Other	7,808.56	78,579.00	6,209.65	61,056.00	25.75	28.70
3.3 Road transport	47.20	475.00	15.66	154.00	201.40	208.44
3.3.1 Passenger	0.00	0.00	0.00	0.00	0.00	0.00
3.3.2 Freight	47.30	476.00	15.66	154.00	202.04	209.09
3.3.3 Other	-0.10	-1.00	0.00	0.00	100.00	100.00
3.4 Rail transport	0.00	0.00	0.00	0.00	0.00	0.00
3.4.1 Passenger	0.00	0.00	0.00	0.00	0.00	0.00
3.4.2 Freight	0.00	0.00	0.00	0.00	0.00	0.00
3.4.3 Other	0.00	0.00	0.00	0.00	0.00	0.00
3.5 Postal and courier services	6.46	65.00	228.33	2,245.00	-97.17	-97.10
3.6 Electricity transmission	0.00	0.00	0.00	0.00	0.00	0.00
3.7 Other supporting and auxiliary transport service	0.00	0.00	0.00	0.00	0.00	0.00
4. Travel	4,526.29	45,549.00	4,714.10	46,351.00	-3.98	-1.73
4.1 Business	149.65	1,506.00	78.62	773.00	90.35	94.83
4.1.1 Acquisition of goods and services by border, seasonal, and other short-term workers	0.00	0.00	0.00	0.00	0.00	0.00
4.1.2 Other	149.65	1,506.00	78.62	773.00	90.35	94.83
4.2 Personal	4,376.64	44,043.00	4,635.48	45,578.00	-5.58	-3.37
4.2.1 Health-related expenditure	51.87	522.00	12.41	122.00	317.97	327.87
4.2.2 Education-related expenditure	65.59	660.00	25.43	250.00	157.92	164.00
4.2.3 Other	4,259.18	42,861.00	4,597.64	45,206.00	-7.36	-5.19
4.2.3.1 Religious travel	11.03	111.00	0.00	0.00	100.00	100.00
4.2.3.2 Other	4,248.15	42,750.00	4,597.64	45,206.00	-7.60	-5.43
5.Construction services	597.92	6,017.00	364.00	3,579.00	64.26	68.12
5.1 Construction abroad	597.92	6,017.00	364.00	3,579.00	64.26	68.12
economy	0.00	0.00	0.00	0.00	0.00	0.00
6. Insurance and Pension services	378.21	3,806.00	1,213.12	11,928.00	-68.82	-68.09
6.1 Direct Insurance	60.52	609.00	330.23	3,247.00	-81.67	-81.24
6.1.1 Life insurance	1.79	18.00	0.20	2.00	795.00	800.00
6.1.2 Freight insurance	5.86	59.00	70.28	691.00	-91.66	-91.46
6.1.3 Other direct insurance	52.87	532.00	259.75	2,554.00	-79.65	-79.17
6.2 Reinsurance	317.69	3,197.00	882.89	8,681.00	-64.02	-63.17
6.3 Auxiliary insurance services	0.00	0.00	0.00	0.00	0.00	0.00
6.4 Pension and standardized guarantee services	0.00	0.00	0.00	0.00	0.00	0.00

Contd.

10.23 Export of Services by Sectors (Detail) (Cumulative)

Description	Rs. in Millions Dollars in Thousands					
	* July - August, 2014		** July - August, 2013		% Change in July - August, 2014 over July - August, 2013	
	Rs	\$	Rs	\$	Rs	\$
7. Financial services	633.00	6,370.00	1,430.58	14,066.00	-55.75	-54.71
7.1 Explicitly charged and other financial services	633.00	6,370.00	1,008.30	9,914.00	-37.22	-35.75
7.2 Financial intermediation service charges indirectly measured (FISIM)	0.00	0.00	422.28	4,152.00	-100.00	-100.00
8. Charges for the use of intellectual services	164.86	1,659.00	34.68	341.00	375.37	386.51
9. Telecommunication, Computer and information services	13,149.72	132,328.00	12,884.60	126,687.00	2.06	4.45
9.1 Telecommunications services	7,239.26	72,850.00	7,397.45	72,735.00	-2.14	0.16
9.1.1 Call centres	907.47	9,132.00	587.95	5,781.00	54.34	57.97
9.1.2 Telecommunication services	6,331.79	63,718.00	6,809.50	66,954.00	-7.02	-4.83
9.2 Computer services	5,897.44	59,347.00	5,475.66	53,839.00	7.70	10.23
services	3.78	38.00	83.91	825.00	-95.50	-95.39
9.2.3 Maintenance & repairs of computer	1,234.50	12,423.00	945.95	9,301.00	30.50	33.57
9.2.4 Export / Import of Computer Software	21.46	216.00	6.00	59.00	257.67	266.10
9.2.5 Other Computer services	3,690.68	37,140.00	3,805.47	37,417.00	-3.02	-0.74
9.3 Information services	947.02	9,530.00	634.33	6,237.00	49.29	52.80
9.3.1 News agency services	13.02	131.00	11.49	113.00	13.32	15.93
9.3.2 Other information services	6.76	68.00	6.00	59.00	12.67	15.25
9.3.2 Other information services	6.26	63.00	5.49	54.00	14.03	16.67
10. Other business services	13,726.06	138,128.00	11,791.29	115,937.00	16.41	19.14
10.1 Research and development services	108.81	1,095.00	43.63	429.00	149.39	155.24
10.2 Professional and management consulting services	4,149.18	41,754.00	2,705.03	26,597.00	53.39	56.99
management consulting, and public relations	3,631.25	36,542.00	2,265.57	22,276.00	60.28	64.04
10.2.1.1 Legal services	268.50	2,702.00	176.36	1,734.00	52.25	55.82
10.2.1.2 Accounting, auditing, bookkeeping, and tax consulting services	87.75	883.00	131.30	1,291.00	-33.17	-31.60
10.2.1.3 Business and management consulting and public relations services	3,275.00	32,957.00	1,957.91	19,251.00	67.27	71.20
research, and public opinion polling	517.93	5,212.00	439.46	4,321.00	17.86	20.62
10.3 Technical, trade-related and other business services	9,468.07	95,279.00	9,042.63	88,911.00	4.70	7.16
scientific and other technical services	496.76	4,999.00	1,012.67	9,957.00	-50.95	-49.79
pollution, agricultural and mining services	12.42	125.00	0.51	5.00	2335.29	2400.00
10.3.3 Operating leasing services	0.30	3.00	5.29	52.00	-94.33	-94.23
10.3.4 Trade-related services	94.11	947.00	87.16	857.00	7.97	10.50
n.i.e.	8,864.48	89,205.00	7,937.00	78,040.00	11.69	14.31
11. Personal, cultural, and recreational services	156.12	1,571.00	287.01	2,822.00	-45.60	-44.33
11.1 Audiovisual and related services	115.87	1,166.00	129.57	1,274.00	-10.57	-8.48
11.1.1 Audiovisual services	115.77	1,165.00	99.06	974.00	16.87	19.61
11.1.2 Artistic related services	0.10	1.00	30.51	300.00	-99.67	-99.67
11.2 Other personal, cultural, and recreational services	40.25	405.00	157.44	1,548.00	-74.43	-73.84
12. Government services, n.i.e.	46,111.40	464,028.00	12,082.56	118,801.00	281.64	290.59
12.1 Embassies and consulates	4,601.22	46,303.00	6,782.04	66,684.00	-32.16	-30.56
12.2 Military units and agencies	37,401.35	376,377.00	826.86	8,130.00	4423.30	4529.48
12.3 Other	4,108.83	41,348.00	4,473.66	43,987.00	-8.16	-6.00

* Provisional ** Revised

Note: 1. The data are presented as per 6(EBOPS0.002010) classification aligned with MSITS0.00 2010 classification

10.24 Import of Services by Sectors (Detail) (Monthly)

Description	Rs. in Millions Dollars in Thousands									
	* August, 2014		** July, 2014		** August, 2013		% Change in August, 2014 over			
	Rs	\$	Rs	\$	Rs	\$	July, 2014		August, 2013	
							Rs	\$	Rs	\$
Services	<u>73,764.32</u>	<u>736,982.00</u>	<u>70,347.32</u>	<u>713,069.00</u>	<u>69,701.42</u>	<u>677,153.00</u>	4.86	3.35	5.83	8.84
1.Manufacturing services on physical inputs owned by others	0.00	0.00	0.00	0.00	0.00	0.00	0.00	0.00	0.00	0.00
economy	0.00	0.00	0.00	0.00	0.00	0.00	0.00	0.00	0.00	0.00
1.2 Goods for processing abroad	0.00	0.00	0.00	0.00	0.00	0.00	0.00	0.00	0.00	0.00
2.Maintenance and repair services n.i.e.	187.27	1,871.00	164.85	1,671.00	1,144.82	11,122.00	13.60	11.97	-83.64	-83.18
3. Transport	38,390.61	383,562.00	39,804.16	403,471.00	33,041.00	320,995.00	-3.55	-4.93	16.19	19.49
3.1 Sea transport	23,295.68	232,748.00	24,586.24	249,216.00	21,209.15	206,048.00	-5.25	-6.61	9.84	12.96
3.1.1 Passenger	0.00	0.00	0.00	0.00	0.00	0.00	0.00	0.00	0.00	0.00
3.1.2 Freight	22,210.41	221,905.00	23,137.99	234,536.00	20,411.32	198,297.00	-4.01	-5.39	8.81	11.91
3.1.3 Other	1,085.27	10,843.00	1,448.25	14,680.00	797.83	7,751.00	-25.06	-26.14	36.03	39.89
3.2 Air transport	14,712.49	146,993.00	14,843.04	150,455.00	11,510.18	111,822.00	-0.88	-2.30	27.82	31.45
3.1.1 Passenger	9,733.93	97,252.00	9,594.33	97,252.00	8,105.36	78,744.00	1.46	0.00	20.09	23.50
3.1.2 Freight	2,568.70	25,664.00	2,783.93	28,219.00	1,980.84	19,244.00	-7.73	-9.05	29.68	33.36
3.1.3 Other	2,409.86	24,077.00	2,464.78	24,984.00	1,423.98	13,834.00	-2.23	-3.63	69.23	74.04
3.3 Road transport	236.51	2,363.00	227.59	2,307.00	153.06	1,487.00	3.92	2.43	54.52	58.91
3.3.1 Passenger	0.00	0.00	0.00	0.00	0.00	0.00	0.00	0.00	0.00	0.00
3.3.2 Freight	226.10	2,259.00	221.77	2,248.00	153.06	1,487.00	1.95	0.49	47.72	51.92
3.3.3 Other	10.41	104.00	5.82	59.00	0.00	0.00	78.87	76.27	100.00	100.00
3.4 Rail transport	121.81	1,217.00	119.37	1,210.00	82.35	800.00	2.04	0.58	47.92	52.13
3.4.1 Passenger	121.81	1,217.00	119.37	1,210.00	82.35	800.00	2.04	0.58	47.92	52.13
3.4.2 Freight	0.00	0.00	0.00	0.00	0.00	0.00	0.00	0.00	0.00	0.00
3.4.3 Other	0.00	0.00	0.00	0.00	0.00	0.00	0.00	0.00	0.00	0.00
3.5 Postal and courier services	24.12	241.00	27.92	283.00	86.26	838.00	-13.61	-14.84	-72.04	-71.24
3.6 Electricity transmission	0.00	0.00	0.00	0.00	0.00	0.00	0.00	0.00	0.00	0.00
3.7 Other supporting and auxiliary transport service	0.00	0.00	0.00	0.00	0.00	0.00	0.00	0.00	0.00	0.00
4. Travel	10,100.76	100,917.00	11,056.78	112,076.00	14,772.85	143,519.00	-8.65	-9.96	-31.63	-29.68
4.1 Business	151.34	1,512.00	189.61	1,922.00	274.93	2,671.00	-20.18	-21.33	-44.95	-43.39
4.1.1 Acquisition of goods and services by border, seasonal, and other short-term workers	0.00	0.00	0.00	0.00	0.00	0.00	0.00	0.00	0.00	0.00
4.1.2 Other	151.34	1,512.00	189.61	1,922.00	274.93	2,671.00	-20.18	-21.33	-44.95	-43.39
4.2 Personal	9,949.42	99,405.00	10,867.17	110,154.00	14,497.92	140,848.00	-8.45	-9.76	-31.37	-29.42
4.2.1 Health-related expenditure	21.22	212.00	5.13	52.00	11.12	108.00	313.65	307.69	90.83	96.30
4.2.2 Education-related expenditure	1,269.94	12,688.00	2,383.29	24,158.00	958.82	9,315.00	-46.71	-47.48	32.45	36.21
4.2.3 Other	8,658.26	86,505.00	8,478.75	85,944.00	13,527.98	131,425.00	2.12	0.65	-36.00	-34.18
4.2.3.1 Religious travel	3,103.98	31,012.00	2,379.74	24,122.00	7,031.05	68,307.00	30.43	28.56	-55.85	-54.60
4.2.3.2 Other	5,554.28	55,493.00	6,099.01	61,822.00	6,496.93	63,118.00	-8.93	-10.24	-14.51	-12.08
5.Construction services	185.27	1,851.00	27.13	275.00	0.51	5.00	582.90	573.09	36227.45	36920.00
5.1 Construction abroad	0.00	0.00	0.00	0.00	0.00	0.00	0.00	0.00	0.00	0.00
5.2 Construction in the compiling economy	185.27	1,851.00	27.13	275.00	0.51	5.00	582.90	573.09	36227.45	36920.00
6. Insurance and Pension services	2,339.00	23,369.00	1,844.44	18,696.00	1,857.53	18,046.00	26.81	24.99	25.92	29.50
6.1 Direct Insurance	703.93	7,033.00	895.19	9,074.00	780.44	7,582.00	-21.37	-22.49	-9.80	-7.24
6.1.1 Life insurance	-3.20	-32.00	-0.20	-2.00	0.00	0.00	1500.00	1500.00	100.00	100.00
6.1.2 Freight insurance	592.33	5,918.00	703.31	7,129.00	584.56	5,679.00	-15.78	-16.99	1.33	4.21
6.1.3 Other direct insurance	114.80	1,147.00	192.08	1,947.00	195.88	1,903.00	-40.23	-41.09	-41.39	-39.73
6.2 Reinsurance	1,634.57	16,331.00	947.97	9,609.00	1,075.44	10,448.00	72.43	69.96	51.99	56.31
6.3 Auxiliary insurance services	0.50	5.00	1.28	13.00	1.65	16.00	-60.94	-61.54	-69.70	-68.75
6.4 Pension and standardized guarantee services	0.00	0.00	0.00	0.00	0.00	0.00	0.00	0.00	0.00	0.00

Contd.

10.24 Import of Services by Sectors (Detail) (Monthly)

Description	Rs. in Millions Dollars in Thousands									
	* August, 2014		** July, 2014		** August, 2013		% Change in August, 2014 over			
	Rs	\$	Rs	\$	Rs	\$	July, 2014		August, 2013	
	Rs	\$	Rs	\$	Rs	\$	Rs	\$	Rs	\$
7. Financial services	1,946.24	19,445.00	985.75	9,992.00	837.97	8,141.00	97.44	94.61	132.26	138.85
7.1 Explicitly charged and other financial services	1,946.24	19,445.00	985.75	9,992.00	731.85	7,110.00	97.44	94.61	165.93	173.49
7.2 Financial intermediation service charges indirectly measured (FISIM)	0.00	0.00	0.00	0.00	106.12	1,031.00	0.00	0.00	-100.00	-100.00
8. Charges for the use of intellectual services	1,173.35	11,723.00	541.91	5,493.00	1,236.33	12,011.00	116.52	113.42	-5.09	-2.40
9. Telecommunication, Computer and information services	3,208.27	32,054.00	2,419.10	24,521.00	3,497.87	33,982.00	32.62	30.72	-8.28	-5.67
9.1 Telecommunications services	1,165.64	11,646.00	932.38	9,451.00	2,317.23	22,512.00	25.02	23.23	-49.70	-48.27
9.1.1 Call centres	0.00	0.00	0.10	1.00	0.00	0.00	-100.00	-100.00	0.00	0.00
9.1.2 Telecommunication services	1,165.64	11,646.00	932.28	9,450.00	2,317.23	22,512.00	25.03	23.24	-49.70	-48.27
9.2 Computer services	1,378.04	13,768.00	1,307.56	13,254.00	1,033.45	10,040.00	5.39	3.88	33.34	37.13
9.2.1 Hardware consultancy services	0.50	5.00	1.58	16.00	5.04	49.00	-68.35	-68.75	-90.08	-89.80
9.2.2 Software consultancy services	1,006.90	10,060.00	1,009.43	10,232.00	842.82	8,188.00	-0.25	-1.68	19.47	22.86
9.2.3 Maintenance & repairs of computer	40.34	403.00	52.68	534.00	3.40	33.00	-23.42	-24.53	1086.47	1121.21
9.2.4 Export / Import of Computer Software	112.60	1,125.00	53.17	539.00	146.37	1,422.00	111.77	108.72	-23.07	-20.89
9.2.5 Other Computer services	217.70	2,175.00	190.70	1,933.00	35.82	348.00	14.16	12.52	507.76	525.00
9.3 Information services	664.59	6,640.00	179.16	1,816.00	147.19	1,430.00	270.95	265.64	351.52	364.34
9.3.1 News agency services	582.42	5,819.00	113.16	1,147.00	94.80	921.00	414.69	407.32	514.37	531.81
9.3.2 Other information services	82.17	821.00	66.00	669.00	52.39	509.00	24.50	22.72	56.84	61.30
10. Other business services	12,417.02	124,059.00	6,573.83	66,635.00	8,630.22	83,843.00	88.89	86.18	43.88	47.97
10.1 Research and development services	5.71	57.00	5.62	57.00	14.93	145.00	1.60	0.00	-61.75	-60.69
10.2 Professional and management consulting services	1,040.73	10,398.00	560.65	5,683.00	368.40	3,579.00	85.63	82.97	182.50	190.53
10.2.1 Legal, accounting, management consulting, and public relations	654.59	6,540.00	229.76	2,329.00	84.51	821.00	184.90	180.81	674.57	696.59
10.2.1.1 Legal services	210.59	2,104.00	69.45	704.00	14.82	144.00	203.23	198.86	1320.99	1361.11
10.2.1.2 Accounting, auditing, bookkeeping, and tax consulting services	87.38	873.00	0.10	1.00	0.21	2.00	87280.00	87200.00	41509.52	43550.00
10.2.1.3 Business and management consulting and public relations services	356.62	3,563.00	160.21	1,624.00	69.48	675.00	122.60	119.40	413.27	427.85
10.2.2 Advertising, market research, and public opinion polling	386.15	3,858.00	330.89	3,354.00	283.89	2,758.00	16.70	15.03	36.02	39.88
10.3 Technical, trade-related and other business services	11,370.58	113,604.00	6,007.56	60,895.00	8,246.89	80,119.00	89.27	86.56	37.88	41.79
10.3.1 Architectural, engineering, scientific and other technical services	596.23	5,957.00	318.95	3,233.00	702.31	6,823.00	86.94	84.26	-15.10	-12.69
10.3.2 Waste treatment and de-pollution, agricultural and mining services	0.40	4.00	0.00	0.00	168.30	1,635.00	100.00	100.00	-99.76	-99.76
10.3.3 Operating leasing services	1,105.89	11,049.00	412.77	4,184.00	388.98	3,779.00	167.92	164.08	184.31	192.38
10.3.4 Trade-related services	126.51	1,264.00	3.65	37.00	0.10	1.00	3366.03	3316.22	126410.00	126300.00
10.3.5 Other business services n.i.e.	9,541.55	95,330.00	5,272.19	53,441.00	6,987.20	67,881.00	80.98	78.38	36.56	40.44
11. Personal, cultural, and recreational services	88.78	887.00	36.40	369.00	44.88	436.00	143.90	140.38	97.82	103.44
11.1 Audiovisual and related services	57.35	573.00	27.92	283.00	34.17	332.00	105.41	102.47	67.84	72.59
11.1.1 Audiovisual services	57.35	573.00	27.92	283.00	34.07	331.00	105.41	102.47	68.33	73.11
11.1.2 Artistic related services	0.00	0.00	0.00	0.00	0.10	1.00	0.00	0.00	-100.00	-100.00
11.2 Other personal, cultural, and recreational services	31.43	314.00	8.48	86.00	10.71	104.00	270.64	265.12	193.46	201.92
12. Government services, n.i.e.	3,727.75	37,244.00	6,892.97	69,870.00	4,637.44	45,053.00	-45.92	-46.70	-19.62	-17.33
12.1 Embassies and consulates	1,570.31	15,689.00	2,433.01	24,662.00	1,600.30	15,547.00	-35.46	-36.38	-1.87	0.91
12.2 Military units and agencies	30.63	306.00	54.85	556.00	44.16	429.00	-44.16	-44.96	-30.64	-28.67
12.3 Other	2,126.81	21,249.00	4,405.11	44,652.00	2,992.98	29,077.00	-51.72	-52.41	-28.94	-26.92

* Provisional ** Revised

Note: 1. The data are presented as per 6(EBOPS0.002010) classification aligned with MSITS0.00 2010 classification

10.25 Import of Services by Sectors (Detail) (Cumulative)

Description	Rs. in Millions Dollars in Thousands					
	* July - August, 2014		** July - August, 2013		% Change in July - August, 2014 over July - August, 2013	
	Rs	\$	Rs	\$	Rs	\$
Services	<u>144,094.52</u>	<u>1,450,051.00</u>	<u>126,328.94</u>	<u>1,242,121.00</u>	14.06	16.74
1.Manufacturing services on physical inputs owned by others	0.00	0.00	0.00	0.00	0.00	0.00
economy	0.00	0.00	0.00	0.00	0.00	0.00
1.2 Goods for processing abroad	0.00	0.00	0.00	0.00	0.00	0.00
2.Maintenance and repair services n.i.e.	351.98	3,542.00	1,398.64	13,752.00	-74.83	-74.24
3. Transport	78,209.07	787,033.00	64,520.54	634,394.00	21.22	24.06
3.1 Sea transport	47,893.74	481,964.00	41,369.51	406,763.00	15.77	18.49
3.1.1 Passenger	0.00	0.00	0.00	0.00	0.00	0.00
3.1.2 Freight	45,357.47	456,441.00	39,810.18	391,431.00	13.93	16.61
3.1.3 Other	2,536.27	25,523.00	1,559.33	15,332.00	62.65	66.47
3.2 Air transport	29,558.01	297,448.00	22,472.16	220,956.00	31.53	34.62
3.1.1 Passenger	19,328.26	194,504.00	15,550.07	152,895.00	24.30	27.21
3.1.2 Freight	5,354.46	53,883.00	4,021.69	39,543.00	33.14	36.26
3.1.3 Other	4,875.29	49,061.00	2,900.40	28,518.00	68.09	72.04
3.3 Road transport	464.07	4,670.00	319.76	3,144.00	45.13	48.54
3.3.1 Passenger	0.00	0.00	0.00	0.00	0.00	0.00
3.3.2 Freight	447.87	4,507.00	319.76	3,144.00	40.06	43.35
3.3.3 Other	16.20	163.00	0.00	0.00	100.00	100.00
3.4 Rail transport	241.18	2,427.00	172.08	1,692.00	40.16	43.44
3.4.1 Passenger	241.18	2,427.00	172.08	1,692.00	40.16	43.44
3.4.2 Freight	0.00	0.00	0.00	0.00	0.00	0.00
3.4.3 Other	0.00	0.00	0.00	0.00	0.00	0.00
3.5 Postal and courier services	52.07	524.00	187.03	1,839.00	-72.16	-71.51
3.6 Electricity transmission	0.00	0.00	0.00	0.00	0.00	0.00
3.7 Other supporting and auxiliary transport service	0.00	0.00	0.00	0.00	0.00	0.00
4. Travel	21,165.54	212,993.00	21,825.52	214,598.00	-3.02	-0.75
4.1 Business	341.24	3,434.00	331.35	3,258.00	2.98	5.40
4.1.1 Acquisition of goods and services by border, seasonal, and other short-term workers	0.00	0.00	0.00	0.00	0.00	0.00
4.1.2 Other	341.24	3,434.00	331.35	3,258.00	2.98	5.40
4.2 Personal	20,824.30	209,559.00	21,494.17	211,340.00	-3.12	-0.84
4.2.1 Health-related expenditure	26.23	264.00	20.85	205.00	25.80	28.78
4.2.2 Education-related expenditure	3,661.46	36,846.00	2,033.68	19,996.00	80.04	84.27
4.2.3 Other	17,136.61	172,449.00	19,439.64	191,139.00	-11.85	-9.78
4.2.3.1 Religious travel	5,478.78	55,134.00	7,142.38	70,227.00	-23.29	-21.49
4.2.3.2 Other	11,657.83	117,315.00	12,297.26	120,912.00	-5.20	-2.97
5.Construction services	211.26	2,126.00	1.93	19.00	10846.11	11089.47
5.1 Construction abroad	0.00	0.00	0.00	0.00	0.00	0.00
economy	211.26	2,126.00	1.93	19.00	10846.11	11089.47
6. Insurance and Pension services	4,180.09	42,065.00	4,030.44	39,629.00	3.71	6.15
6.1 Direct Insurance	1,600.59	16,107.00	1,411.55	13,879.00	13.39	16.05
6.1.1 Life insurance	-3.38	-34.00	4.78	47.00	-170.71	-172.34
6.1.2 Freight insurance	1,296.51	13,047.00	1,036.77	10,194.00	25.05	27.99
6.1.3 Other direct insurance	307.46	3,094.00	370.00	3,638.00	-16.90	-14.95
6.2 Reinsurance	2,577.71	25,940.00	2,617.26	25,734.00	-1.51	0.80
6.3 Auxiliary insurance services	1.79	18.00	1.63	16.00	9.82	12.50
6.4 Pension and standardized guarantee services	0.00	0.00	0.00	0.00	0.00	0.00

Contd.

10.25 Import of Services by Sectors (Detail) (Cumulative)

Description	Rs. in Millions Dollars in Thousands					
	* July - August, 2014		** July - August, 2013		% Change in July - August, 2014 over July - August, 2013	
	Rs	\$	Rs	\$	Rs	\$
7. Financial services	2,925.21	29,437.00	1,674.35	16,463.00	74.71	78.81
7.1 Explicitly charged and other financial services	2,925.21	29,437.00	1,468.91	14,443.00	99.14	103.81
7.2 Financial intermediation service charges indirectly measured (FISIM)	0.00	0.00	205.44	2,020.00	-100.00	-100.00
8. Charges for the use of intellectual services	1,710.79	17,216.00	1,648.02	16,204.00	3.81	6.25
9. Telecommunication, Computer and information services	5,621.98	56,575.00	5,802.84	57,056.00	-3.12	-0.84
9.1 Telecommunications services	2,096.45	21,097.00	3,409.23	33,521.00	-38.51	-37.06
9.1.1 Call centres	0.10	1.00	0.00	0.00	100.00	100.00
9.1.2 Telecommunication services	2,096.35	21,096.00	3,409.23	33,521.00	-38.51	-37.07
9.2 Computer services	2,685.24	27,022.00	2,107.01	20,717.00	27.44	30.43
services	2.09	21.00	23.80	234.00	-91.22	-91.03
services	2,016.46	20,292.00	1,671.41	16,434.00	20.64	23.48
computer	93.11	937.00	39.36	387.00	136.56	142.12
Software	165.36	1,664.00	262.80	2,584.00	-37.08	-35.60
9.2.5 Other Computer services	408.22	4,108.00	109.64	1,078.00	272.33	281.08
9.3 Information services	840.29	8,456.00	286.60	2,818.00	193.19	200.07
9.3.1 News agency services	692.23	6,966.00	207.37	2,039.00	233.81	241.64
9.3.2 Other information services	148.06	1,490.00	79.23	779.00	86.87	91.27
10. Other business services	18,949.65	190,694.00	17,771.59	174,738.00	6.63	9.13
10.1 Research and development services	11.33	114.00	18.21	179.00	-37.78	-36.31
10.2 Professional and management consulting services	1,598.00	16,081.00	1,046.84	10,293.00	52.65	56.23
10.2.1 Legal, accounting, management consulting, and public relations	881.33	8,869.00	345.60	3,398.00	155.01	161.01
10.2.1.1 Legal services	279.04	2,808.00	28.38	279.00	883.23	906.45
10.2.1.2 Accounting, auditing, bookkeeping, and tax consulting services	86.85	874.00	0.31	3.00	27916.13	29033.33
management consulting and public relations services	515.44	5,187.00	316.91	3,116.00	62.65	66.46
research, and public opinion polling	716.67	7,212.00	701.25	6,895.00	2.20	4.60
10.3 Technical, trade-related and other business services	17,340.32	174,499.00	16,706.54	164,266.00	3.79	6.23
scientific and other technical services	913.23	9,190.00	3,303.86	32,485.00	-72.36	-71.71
pollution, agricultural and mining services	0.40	4.00	166.29	1,635.00	-99.76	-99.76
10.3.3 Operating leasing services	1,513.73	15,233.00	1,357.34	13,346.00	11.52	14.14
10.3.4 Trade-related services	129.28	1,301.00	6.10	60.00	2019.34	2068.33
n.i.e.	14,783.68	148,771.00	11,872.95	116,740.00	24.52	27.44
11. Personal, cultural, and recreational services	124.81	1,256.00	103.54	1,018.00	20.54	23.38
11.1 Audiovisual and related services	85.06	856.00	66.82	657.00	27.30	30.29
11.1.1 Audiovisual services	85.06	856.00	66.72	656.00	27.49	30.49
11.1.2 Artistic related services	0.00	0.00	0.10	1.00	-100.00	-100.00
11.2 Other personal, cultural, and recreational services	39.75	400.00	36.72	361.00	8.25	10.80
12. Government services, n.i.e.	10,644.14	107,114.00	7,551.53	74,250.00	40.95	44.26
12.1 Embassies and consulates	4,009.76	40,351.00	2,960.30	29,107.00	35.45	38.63
12.2 Military units and agencies	85.66	862.00	43.63	429.00	96.33	100.93
12.3 Other	6,548.72	65,901.00	4,547.60	44,714.00	44.00	47.38

* Provisional ** Revised

Note: 1. The data are presented as per 6(EBOPS0.002010) classification aligned with MSITS0.00 2010 classification

REGIONAL AND FIELD OFFICES OF PAKISTAN BUREAU OF STATISTICS

PUNJAB

Chief Statistical Officer,
Regional Office,
Pakistan Bureau of Statistics,
Gul Plaza, (1st & 2nd Floor),
I.J. Principal Road,
Near Pindora Chungi,
Rawalpindi
Phone: 051- 4411528)
Fax 051 - 4410474

Statistical Officer (I/C),
Regional Office,
Pakistan Bureau of Statistics,
USAID Building,
Gurumangat Road,
Gulberg-III,
Lahore.
Phone & Fax:042-99263266
Email:lhrfbs@lhr.comsats.net.pk

Statistical Officer (I/C),
Regional Office,
Pakistan Bureau of Statistics,
House # 20, Block-T,
New Multan Colony, Rahim Chowk,
Masoom Shah Road,
Multan.
Phone & Fax:061-9220177
E-mail:muxfbs@brain.net.pk

Chief Statistical Officer,
Regional Office,
Pakistan Bureau of Statistics,
51-A, Satellite Town,
Gujranwala.
Phone & Fax: 055-9200418

Chief Statistical Officer,
Regional Office,
Pakistan Bureau of Statistics,
House # 04, Rehman Town,
Satyana Road,
Faisalabad.
Phone & Fax: 041-9220049
E-mail:fsdfbs@fsd.comsats.net.pk

Chief Statistical Officer,
Regional Office,
Pakistan Bureau of Statistics,
House # 100/27-C, Zaidi Road,
Satellite Town,
Sargodha
Phone & Fax:048-3220004

Chief Statistical Officer,
Regional Office,
Pakistan Bureau of Statistics,
House # 25/B.K.,
Satellite Town,
Bahawalpur.
Phone & Fax: 062-9250026

Statistical Officer(I/C),
Field Office,
Pakistan Bureau of Statistics,
Capital Road,
Near Masjid Abdur Rashid
Jinnah Town,
Sialkot.
Phone & Fax: 052 - 4262644
E-mail:sktfbs@skt.comsats.net.pk

Statistical Officer(I/C),
Field Office,
Pakistan Bureau of Statistics,
Building # 09-D-3(X)
Amar Colony,
Jhang Saddar.
Phone & Fax: 047-9200194

Statistical Officer(I/C),
Field Office.
Pakistan Bureau of Statistics,
House at Khasra #51/11/1/3/2
(G.F), Chak#9/W.B.(Behind
Cooperative Workshop),
Burawala Road,
Vehari.
Phone & Fax: 067-3364219

Statistical Officer (I/C),
Field Office,
Pakistan Bureau of Statistics,
House # 213/ D,
Mohallah Mir Abdullah Khan Rokri,
Mianwali.
Phone: 045-9231626
Fax: 045-9233700

Statistical Officer (I/C),
Field Office,
Pakistan Bureau of Statistics
House # 79(GF), Block#C,
Street # 2, Khyaban-e-Sarwar,
Dera Ghazi Khan.
Phone: 064-9239056

Statistical Officer(I/C),
Field Office,
Pakistan Bureau of Statistics,
House # 7, (G.F.), Street #1,
Azam Town, Mud Darbari,
Rahim Yar Khan.
Phone & Fax: 068-5871754

Statistical Officer (I/C),
Field Office,
Pakistan Bureau of Statistics,
House # 43 B-7, Gulistan Colony,
Near Govt. Girls College
Sahiwal.
Phone: 040-9200242

Statistical Officer(I/C),
Field Office,
Pakistan Bureau of Statistics,
Building # 192, Khan Baba Road,
Bahawalnagar.
Phone & Fax: 063-9240049

SINDH:

Chief Statistical Officer,
Regional Office,
Pakistan Bureau of Statistics,
1-B, S.M.C.H. Society
Karachi.
Phone & Fax: 021- 34557933
Email:khifbs@khi.comsats.net.pk

Chief Statistical Officer,
Regional Office,
Pakistan Bureau of Statistics,
Bungalow # A-46, G.O.R. Colony,
Unit # 1, Latifabad,
Hyderabad.
Fax & Phone: 022-9200641

Chief Statistical Officer,
Regional Office,
Pakistan Bureau of Statistics,
Bungalow # 10-A,
Professor Housing Society,
Shikarpur Road,
Sukkur.
Phone & Fax: 071-5807132

Chief Statistical Officer,
Regional Office,
Pakistan Bureau of Statistics,
Building # 45/17, Ward "C",
Near Shah Latif Market,
Lohari Mohallah,
Larkana.
(Phone: 074-9410010)
Fax:074-4054438

Statistical Officer(I/C),
Field Office,
Pakistan Bureau of Statistics,
House # 180,
Um-e-Hain, Near satari
Cotton Factory, Ring Road
Mirpur Khas.
Phone & Fax: -0233-923096

Statistical Officer(I/C),
Field Office,
Pakistan Bureau of Statistics,
House # 68, Mubariak Colony,
Jam sahib Road,
Nawabshah.
Phone & Fax: 0244-9370311

Statistical Officer(I/C),
Field Office,
Pakistan Bureau of Statistics,
House # 199 Marakhpur,
Opp. DHO Office,
Sehwan Road, Dadu Town,
Dadu.
Phone & Fax: 025-9200345

Statistical Officer(I/C),
Field Office,
Pakistan Bureau of Statistics,
House # 292-I, 1st Family line,
Shah Abdul Latif Road,
Near Rifil Naka,
Jacobabad.
Phone : 0722-653403

KHYBER PAKHTOON KHWA

Chief Statistical Officer,
Regional Office,
Pakistan Bureau of Statistics,
State Life Insurance Building,
2nd Floor, 34-The Mall,
Peshawar Cantt.
Phone: 091-9213097
Fax – 091-9213098
E-mail:pshfbs@pes.comsats.net.pk

Chief Statistical Officer,
Regional Office,
Pakistan Bureau of Statistics,
Building #558-D,
Mohallah Ghazni Khel,
Bannu.
Phone & Fax: 0928-9270191

Statistical Officer (I/C),
Regional Office,
Pakistan Bureau of Statistics,
Shams-ur-Rehman Building,
Near Nadra Office, Rahimabad,
G.T. Road,
Mingora/Swat.
Phone: 0946-9240283

Chief Statistical Officer,
Regional Office,
Pakistan Bureau of Statistics,
Bungalow # 896, Mansehra Road,
Post office Jhangi,
Abbottabad.
Phone & Fax: 0992-9310231

Chief Statistical Officer,
Regional Office,
Pakistan Bureau of Statistics,
House # A-3,
Shah Jhan Sheed Town,
Near Coach Adda of Bannu
Dera Ismail Khan.
Phone:0966-9280279

BALUCHISTAN:

Chief Statistical Officer,
Regional Office,
Pakistan Bureau of Statistics,
Chandio House No.2,
Arbab Karam Khan Road,
Near Elementary College,
Quetta.
Phone: 081-9239804
Fax:081-2471126

Statistical Officer(I/C),
Field Office,
Pakistan Bureau of Statistics,
Dak Khana Road, Near Civil Hospital,
Singani Sar,
Turbat.
Phone: 0852-412267
Fax:0852-413383

Statistical Officer (I/C),
Field Office,
Pakistan Bureau of Statistics,
Haroon Market,
Opp:Girls High School,
Hospital Road,
Khuzdar.
Phone & Fax: 0848-412760

Statistical Officer (I/C),
Field Office,
Pakistan Bureau of Statistics,
Building # 2-II/E,
Hazara Mohallah,
Loralai.
Phone & Fax: 0824-660560

NORTHERN AREAS:

Statistical Officer (I/C),
Field Office,
Pakistan Bureau of Statistics,
Madina Supper Market,
Near Taj Hotel,
Gilgit.
Phone & Fax: 05811-920762

AZAD KASHMIR:

Chief Statistical officer,
Regional Office,
Pakistan Bureau of Statistics,
Street # 13, D-38,
Upper Chattar Housing Scheme
Muzaffarabad.
Phone & Fax: 05822-921113

SYMBOLS, ABBREVIATIONS AND CONVERSION

E	Estimated	LTR.	Litre	One Metric Ton	2004	Lbs.
P/*	Provisional, Preliminary	LUNGI	A kind of cloth		1000	Kgs
R/r	Revised	MALTA &		One Ton	1.0160	M.Tons
-	Nil	MOSAMBI	A variety of Orange	(2240 Lbs.)	27.22	Maunds
..	Negligible	MED.	Medium		1016.04	Kgs.
...	Not available	MG.	Milligram		1.0610	M. Tons
%	Percentage	MMCFT.	Million cubic feet	One Pound	0.4536	Hundred weight
Admn	Administration	MN.	Million		16	Kg.
ALOOCHA	A kind of fruit	M/o.	Ministry of	One Ounce	0.4861	Oz.
ARVI	A type of root vegetable	MTR.	Meter		28.35	Seer
AV.	Average	MT.	Metric Ton	One Kilogram	2.2046	Lbs.
BABUL	A kind of fire wood	ML.	Milliliter		0.0197	Hundred weight
BBLS.	Barrels	NES.	Not else where specified		0.0268	Maund
BIRYANI	A dish of rice prepared	NO.	Number	One Hundred weight	1.0717	Seers
BOT.	Bottle	NR.	Not reported	(112 Lbs.)	50.8932	Kgs.
CAP.	Capsule	N.S.	Not specified	One Gram	1.3610	Maunds
CFT.	Cubic feet	PKT.	Packet	One Tonne	0.0857	Tola
CH.	Charge	PC.	Piece		0.9842	Long Ton
CHAPATI	A kind of bread	QLTY.	Quality	One Bale (Cotton)	1.1023	Short Ton
CIG.	Cigarette	RASGULLA	A form of sweetmeat	(375 Lbs.)	170.0971	Kilograms
Comm.	Communication	R.P.M.	Revolution per minute		4.5571	Maunds
CRT.	Carton / Crate	RS.	Rupees	One Imperial (Gallon)	4.5435	Ltrs.
CUM./CM.	Cubic meter	SAMOSI	A form of patty	One Litre	0.2199	Imperial Gallon
DESI.	Indigenous	SHAL.	Shalwar			
Distt.	Distribution	SHEESHAM	A variety of sup. Qty. Wood.			
DOZ	Dozen	Sq.	Square	One Mile	1.6093	Kms.
ENG.	English	SQM.	Square meter		1760	Yards
EX.	Exercise	SUP.	Superior	One Yard	0.9144	Meter
GLS.	Glass	STND.	Standard	One Foot	0.3048	Meter
GM.	Gram	SQFT.	Square feet	One Kilometer	0.6214	mile
H.OP.	Hand operated	SYN.	Synthetic	One Meter	1.0936	Yards
HP.	Horse power	THNO.	Thousand number	One Square Mile	2.5899	Sq. Kilometer
INJ.	Injection	TAB.	Table		640	Acres
KHADDI	Hand-loom	TANDOORI	Oven-Baked		258.9984	Hectares
KIKAR	A kind of fire wood	TKT.	Ticket	One Acre	.4074	Hectare
KG.	Kilogram	TL.	Tube light		4840	Sq. Yards.
KM.	Kilometer	TOTA.	Broken rice	One Square Kilometer	0.3861	Sq. Mile
KORMA	A variety of meat curry	UNI.	Uniform		100	Hectares
KWH.	Kilowatt / hour	Urd.	Urdu	One Hectare	2.4711	Acres
LB.	Pound	VEG.	Vegetable	One Square Yards	0.8361	Sq. meter.
		W.	Watt	One Cubic Meter	35.3147	Cubic feet

LIQUID

LENGTH

SELECTED PUBLICATIONS OF PAKISTAN BUREAU OF STATISTICS

01. Monthly Bulletin of Statistics
 02. Review of Foreign Trade
 03. Pakistan Statistical Pocket Book
 04. Pakistan Statistical Yearbook
 05. Foreign Trade Statistics of Pakistan Imports (two volumes)
 06. Foreign Trade Statistics of Pakistan Exports (one volume)
 07. Labour Force Survey
 08. Brochure of National Accounts
 09. Pakistan Demographic Survey
 10. Census of Manufacturing Industries
 11. Survey of Small Household Manufacturing Industries
 12. Rent Survey of Dwellings
 13. Socio Economic Indicators at District Level
(Punjab, Sindh, Khyber Pakhtoon Khwa & Balochistan)
 14. Census of Private Educational Institutions in Pakistan
 15. Census of Software Industry and related services of Pakistan
 16. Supply & Use Table of Pakistan
 17. Mechanized Road Transport Survey
 18. Survey of Private Recreational, Cultural & Entertainment Services
 19. Survey of Private Laundry, Dry Cleaning & Dyeing Services
 20. Survey of Private Medical, Dental & Other Health Services
 21. Survey of Private Educational Services
 22. Pakistan, 2000 – An Official Hand Book on Statistics
 23. 50 Years of Pakistan in Statistics (Four Volumes)
 24. Pakistan Social & Living Standard Measurement Survey National/Provincial
 25. Household Integrated Economic Survey (HIES) National/Provincial
-

**SALE CENTERS WHERE PAKISTAN BUREAU OF STATISTICS
PUBLICATIONS ARE AVAILABLE**

ISLAMABAD

6 – Mauve Area, G-8/4.
Taleemi Chowk
Phone # 051 - 926 11 25
051 - 226 13 72

RAWALPINDI

NBF Book Shop
178-B, Sarwar Road,
Rawalpindi Cantt.
Phone # 051 – 927 25 30

WAH CANTT

NBF Book Shop
Central Library Premises
Phone # 051- 931 40 04

LAHORE

NBF Book Shop
56/57 Shadman Colony,
Shadman Market,
Phone # 042 – 755 01 61 &
753 03 29
Fax # 042 – 758 77 35

FAISALABAD

NBF Book Shop
Shop No.10,
Hashmi Hall Shopping Centre,
University of Agriculture,
Phone # 041 – 264 81 79

MULTAN

NBF Book Shop
Plot # 4-5-6, M.D.A. Road,
Near Multan Art Council
Phone # 061 – 920 12 81

BAHAWALPUR

NBF Book Shop
Quaid-e-Azam Medical College,
Near Library.
Cell # 0301 – 724 76 13

PESHAWAR

NBF Book Shop
Phase-V, Sector B-2,
Plot No.36-37,
Hayatabad.
Phone # 091 – 589 27 44
921 72 73
Fax # 091 921 72 73

NBF Book Shop

48/D, F-6, Jamrud Road,
University Town,
Phone # 091 – 921 69 03
Fax # 091 – 921 69 04

BANNU

Old Municipal Library Premises,
Near to Qazi Muhib Stadium,
Cell # 0346 – 915 50 18

KOHAT

3rd Block, 1st Floor,
Distt. Govt. Complex

D.I. KHAN

NBF Book Shop
C/o. Executive Distt. Officer,
Literacy, Sports and Education,
Phone # 0961 – 928 01 29

ABBOTABAD

Public Library
1st Floor, Jalal Baba Auditorium,
Phone # 0992 – 931 02 91

KARACHI

National Book Foundation
(Regional Office)
Liaquat Memorial Library Premises,
Ground Floor, Stadium Road,
Phone # 021– 923 18 06 & 923 10 88
Fax # 923 10 89

HYDERABAD

NBF Book Shop
GOR Colony,
C-22, Latifabad No.1,
Phone # 022 – 931 08 92

JAMSHORO

Shop No.14, Liaquat University of
Medical & Health Science

NAWABSHAH

M.H. Khawaja DC High School,
Opp. NMC Hospital Road
Cell # 0301 – 389 58 46

SUKKUR

Public Library
Old Sukkur,
Phone # 071 – 562 51 03

LARKANA

NBF Book Shop
Chandka Medical College
Main Gate
Phone # 0741-941 02 29

JACOBABAD

Red Crescent Building,
Near T.B. Hospital
Phone # 0722 – 65 08 17

QUETTA

NBF Book Shop
3-7/5, Faiz Muhammad Road,
Phone # 081 - 920 15 70
Fax # 081 - 920 18 69

**PUBLISHED ON BEHALF OF NATIONAL BOOK FOUNDATION
PRINTED AT REPRODUCTION & PRINTING UNIT, PBS, KARACHI**