




MONTHLY BULLETIN OF STATISTICS




August

2015

**Government of Pakistan
Statistics Division
Pakistan Bureau of Statistics**



MONTHLY BULLETIN OF STATISTICS



August

2015

**Government of Pakistan
Statistics Division
Pakistan Bureau of Statistics**

Price Rs. 600.00

P R E F A C E

The Bulletin of Statistics, Monthly Publication of the Pakistan Bureau of Statistics provide important statistics in respect of social, economic and financial sectors of the economy at aggregate as well as sectoral levels. The Bulletin contains data relating to Population, National Accounts, Agriculture, Manufacturing, Prices, Balance of Payments, Public Finance, Education, Energy & Mining, Foreign Economic Assistance, Foreign Trade, Health, Insurance, Labour, Transport & Communication, Social & Culture ect. It also provides different types of indices on agriculture, manufacturing, prices, trade and labour productivity. Charts and graphs have also been provided to selected tables to make the data readily intelligible.

2. The Bulletin contains data on monthly and in some instances on annual basis. The annual data series are on fiscal year basis i.e. from July to June unless otherwise specified. Monthly data series of trade and industry are published with a time lag of 45 days required for data collection, compilation, cleaning, processing, tabulating and printing. Figures may not add up to the totals owing to rounding. Statistics that are compiled in the Pakistan Bureau of Statistics are presented without citation whereas those compiled by other agencies carry a source note below the tables.

3. Efforts have been made to produce this Bulletin as a comprehensive, informative and useful document for decision makers, researchers, planners, economists and other groups of beneficiaries. It is hoped that the users will find this Bulletin useful.

4. Suggestions for further improvement will be highly appreciated and welcomed.

ASIF BAJWA
Chief Statistician

Malik Asrar Hussain

Secretary

Government of Pakistan
Ministry of Finance, Economic Affairs, Revenue,
Statistics & Privatization,
Statistics Division

Statistics House
21-Mauve Area,
G-9/1, Islamabad.

Tel : 051-9106500
Fax: 051-9106502
E-mail: secretary@pbs.gov.pk

Asif Bajwa

Chief Statistician
Government of Pakistan
Pakistan Bureau of Statistics

Statistics House
21-Mauve Area,
G-9/1, Islamabad.

Tel : 051-9106514 - 051-9106515
Fax: 051-9106561
E-mail: pbs@pbs.gov.pk

**PAKISTAN BUREAU OF STATISTICS
STATISTICS HOUSE, 21-MAUVE AREA
G-9/1 - ISLAMABAD
Website: www.pbs.gov.pk**

		<u>Office</u>	<u>Residence</u>
Mr. Munir Ahmed Aslam	Deputy Director General	051-9106555 Fax:051-9106556	051-4447403 051-2275892
Dr. Bahrawar Jan	Deputy Director General	051-9106550 Fax:051-9106577	051-9101294
Mr. Ayazuddin	Deputy Director General	051-9106552	051-9242232
Mr. Ismail Khan	Deputy Director General	051-9106558 Fax:051-9106556	051-9101162
Mr. Mumtaz-ud-Din	Director	051-9106570	051-2822630
Mr. Ghulam Muhammad	Director	051-9106559	051-4448702
Mr. Muhammad Akram Assi	Director	051-9106573	051-2101198
Mr. Fazil Mehmood Baig	Director	051-9106575	0333-5159850
Mr. Shuakat Ali Khan	Director	051-9106557	--
Mr. Attiq-ur-Rehman	Director	051-9106553	0346-9579700
Mr. Munwar Ali Ghanghro	Director	051-9106554	0333-7145366
Mrs. Rabia Awan	Director	051-9106581	051-4444696

TRAINING WING

Mr. Innocent Dilbar Feroz	Director	051-9205390 Fax:051-9205390	--
---------------------------	----------	--------------------------------	----

**PAKISTAN BUREAU OF STATISTICS
1-B, SINDHI MUSLIM COOPERATIVE HOUSING SOCIETY
KARACHI – 74400
E-mail: khifbs@khi.comsats.net.pk**

Mr. Adbdul Aleem Memon	Provincial Census Commissioner	Ph: 021-99225201 Fax:021-99225202	0300-2742061
Mr. Farooq Ahmed	Joint Census Commissioner	Ph:021-99225203 Fax:021-99225223	--
Mr. Muhammad Ali Shaikh	Director	021-99225205	--
Mrs. Farhat Moosa	Director	021-99225209	021-34984687

**PAKISTAN BUREAU OF STATISTICS
USAID BUILDING GURU MANGAT ROAD
GULBERG-III, LAHORE
E-mail: lhrfbs@lhr.comsats.net.pk**

Mr. Rana Iqbal	Director	042-99263267 Fax:042-99263267	--
----------------	----------	----------------------------------	----

(Regional Office) LAHORE

Mr. Muhammad Shahid	Chief Statistical Officer	042-99263266 Fax:042-99263266	0345-4169987
---------------------	---------------------------	----------------------------------	--------------

(Regional Office) KARACHI

Mr. Inayatullah Baloch	Chief Statistical Officer	021-99225214 Fax:021-99225214	--
------------------------	---------------------------	----------------------------------	----

(Regional Office) PESHAWAR

Mr. Sher Rahman	Chief Statistical Officer	091-9213097 Fax:091-9213098	0333-9365032
-----------------	---------------------------	--------------------------------	--------------

(Regional Office) QUETTA

Mr. Ghulam Rasool	Chief Statistical Officer	081-9239804 Fax:081-9239804	--
-------------------	---------------------------	--------------------------------	----

(Presentation, Reproduction & Printing) KARACHI

Mr. Shakeel Qadeer	Chief System Analyst (Printing)	021-99225220	021-35836029
Mr. Naushad Ahmed Malik	Statistical Officer	021-99225215	--

CONTENTS

**	KEY INDICATORS	III
1.	BALANCE OF PAYMENT	
	1.1 Country wise Workers Remittances	01
	1.2 Month wise Workers Remittances	04
	1.3 Exchange Rates Pak. Rupees in Terms of one Unit of Foreign Currency	05
2.	CLIMATE	
	2.1 Temperature at Selected Stations	07
	2.2 Rainfall at Selected Stations	09
3.	ENERGY & MINING	
	3.1 Production of Crude Oil	11
	3.2 Production of Natural Gas	14
	3.3 Company Wise Production of Crude Oil and Natural Gas	17
	3.4 Province Wise Production of Crude Oil and Natural Gas	17
	3.5 Production of Crude Oil, Natural Gas and Electricity	18
	3.6 Mineral Production	19
4.	HEALTH	
	4.1(a) Monthly Immunization Coverage Number of Doses Administered (0-11 month) Children	22
	4.1(b) Monthly Immunization Coverage Number of Doses Administered (12-23 months) Children	24
	4.1(c) Monthly Immunization Coverage Number of T.T Doses Administered to Women	25
	4.2 Monthly Report of HIV Treatment Centre	26
	4.3(a) Registered Veterinary Medical Practitioner with PVMC	27
	4.3(b) Registered Animal Husbandry Graduate with PVMC	27
	4.4 Tuberculosis Report (FTI)	28
5.	MANUFACTURING	
	5.1 Quantum Index Numbers of Large-scale Manufacturing Industries	29
	5.2 Production of Manufacturing Items	31
6.	MONEY & CREDIT	
	6.1 Reserve Money	45
7.	PRICE	
	7.1 Price Indices (General) with Percentage Change	49
	7.2 Combined Sensitive Price Indicator (SPI) by Quantile	50
	7.3 Combined Consumer Price Index Numbers by Commodity Groups	51
	7.4 Consumer Price Index Numbers by Major Groups and Selected Commodities	52
	7.5 Combined Consumer Price Index Numbers by Quantile and Major Commodity Groups	54
	7.6 Combined Consumer Price Index Numbers by Quantile, Major Commodity Group for Selected Cities	55
	7.7 Combined Consumer Price Index Numbers by Income Group/City and Commodity Group for all Centres Covered in CPI	58
	7.8 Index Numbers of Wholesale Prices by Commodity Groups	59
	7.9 Index Numbers of Wholesale Prices by Commodities	60
	7.10 Intercity Wholesale Prices of Selected Commodities	70
	7.11 Intercity Consumer Prices	115

Contd.

8.	PUBLIC FINANCE	
8.1	Customs Revenue Receipts	173
9.	SOCIAL	
9.1	Data on Traffic Accidents	177
9.2	Data on Telecommunication	180
9.3	Visitors at Archaeological Museums in Pakistan	181
9.4	Visitors at Heritage Sites in Pakistan	182
10.	TRADE	
10.1	Value of Foreign Trade	183
10.2	Exports by Commodity/Group	184
10.3	Imports by Commodity/Group	186
10.4	Exports of Selected Commodities in Dollars	187
10.5	Exports of Selected Commodities in Rupees	189
10.6	Imports of Selected Commodities in Dollars	191
10.7	Imports of Selected Commodities in Rupees	193
10.8	Exports by Economic Categories (Summary)	195
10.9	Exports by Economic Categories (Details)	196
10.10	Imports by Economic Categories (Summary)	197
10.11	Imports by Economic Categories (Details)	198
10.12	Exports by Areas and Countries/Territories	275
10.13	Re-exports by Areas and Countries/Territories	279
10.14	Imports by Areas and Countries/Territories	281
10.15	Re-imports by Areas and Countries/Territories	286
10.16	Annual and Quarterly Terms of Trade and Unit Value Indices of Exports and Imports (1990-91=100)	288
10.17	Index Numbers of Unit Value of Exports by Groups (1990-91=100)	289
10.18	Index numbers of unit value of imports by groups (1990-91=100)	290
0.19	Index Numbers of Quantum of Exports by Groups (1990-91=100)	291
10.20	Index Numbers of Quantum of Imports by Groups (1990-91=100)	292
10.21	Trade in Services (Summary)	293
10.22	Export of Services by Sector (Detail) Monthly	294
10.23	Export of Services by Sector (Detail) (Cumulative)	296
10.24	Import of Services by Sector (Detail) Monthly	298
10.25	Import of Services by Sector (Detail) (Cumulative)	300

Regional and Field Offices of Pakistan Bureau of Statistics

Symbols, Abbreviations and Conversions

Selected Publications of Pakistan Bureau of Statistics

Sale Centres where PBS Publications are available

KEY INDICATORS

YEARLY

ECONOMIC INDICATORS

(2014- 2015)

1	Inflation	4.53%
2	Balance of Trade	(-) \$ 22.159 billion
3	Value of Exports	\$ 23.667 billion
4	Value of Imports	\$ 45.826 billion
5	Total Workers Remittances	Rs.18454.04 million
6	Reserve Money	Rs.3143436(P) million
7	Currency in Circulation	Rs.2554749(P) million
8	Consumer Price Index (CPI with Base 2007-2008)	198.16%
9	Agricultural Sector Growth	2.88%
10	Industrial Sector Growth	3.62%
11	Services Sector Growth	4.95%
12	GDP Growth Rate at Constant Basic Prices (Real)	4.24%
13	GNI Growth Rate at Constant Prices	5.99%
14	Per Capita Income	\$ 1512
15	Large Scale Manufacturing Sector (LSMI) Growth	2.38%
16	Quantum Index Number (LSMI with Base 2005-2006) (2013-14)	121.60
17	Imports Duty	Rs.283865.95 million
18	Exports Duty	Rs.495.05 million
19	Foreign Exchange Reserves	\$ 14837 million
20	* Overall Balance of Payment Surplus/Deficit	\$ -2636 million

SOCIAL INDICATORS

1	** Population (2015)	191.71 million
	Male	99.06 million
	Female	92.65 million
2	Natural Growth Rate (PDS- 2007)	1.88%
3	** Population Growth Rate (2015)	1.92%
4	Dependency Ratio (PDS-2007)	81.5
5	*** Mean Size of Household (2012-13)	6.3

* BOP as per BPM6 in million USD.

** Economic Survey

*** PSLM Survey

IV

MONTHLY ECONOMIC INDICATORS

June, 2015

1	Value of Exports	\$ 1808.634 million
2	Value of Imports	\$ 4368.170 million
3	Balance of Trade	(-)\$ 2559.536 million

July, 2015

1	Growth in Quantum Index Manufacturing (LSMI)	3.38%
2	Quantum Index of Manufacturing (LSMI with Base 2005-2006)	116.58
3	Consumer Price Index (CPI with Base 2007-08)	201.76
4	Wholesale Price Index (WPI with Base 2007-08)	209.53
5	Sensitive Price Indicator (SPI with Base 2007-08)	206.04
6	Growth Rate	
	A. CPI	0.43%
	B. WPI	-0.40%
	C. SPI	0.34%
7	Exports Duty	Rs.16.87 million
8	Imports Duty	Rs.20733.37 million
9	Reserve Money	Rs.3442183 million
10	Currency in Circulation	Rs.2728926 million
11	Exchange Rate of Pak Rupees in terms of one unit US Dollar	1 \$ =Rs.101.7194
12	Country Wise Workers Remittances(including Hajj & War Compensation)	\$1663.61 million

Source: i) Pakistan Bureau of Statistics.
ii) State Bank of Pakistan.
iii) Economic Survey of Pakistan.

1. BALANCE OF PAYMENT

1.1 Country Wise Workers Remittances (Including Hajj and War Compensation)

(Provisional)
(Million US Dollars)

Item	Jul, 2014	Aug, 2014	Sep, 2014	Oct, 2014
I. Cash	1649.39	1328.71	1716.59	1383.13
1 USA	257.08	199.01	235.99	213.39
2 UK	247.96	172.71	218.38	185.55
3 Saudi Arabia	454.47	396.90	495.63	374.65
4 UAE	352.89	284.90	394.10	318.59
Dubai	174.65	150.91	210.42	174.40
Abu Dhabi	174.57	129.35	175.10	138.42
Sharjah	3.56	4.35	8.47	5.68
Other	0.11	0.11	0.11	0.09
5 Other GCC Countries	179.76	152.17	213.11	153.09
Bahrain	30.00	25.63	34.87	28.61
Kwait	65.83	57.89	76.88	54.58
Qatar	29.28	21.97	37.08	23.23
Oman	54.65	46.68	64.28	46.67
6 EU Countries	44.32	33.14	34.05	30.28
Germany	7.69	6.44	7.53	6.70
France	3.09	2.54	2.71	2.86
Netherland	0.39	0.28	0.31	0.27
Spain	8.47	5.93	3.90	3.23
Italy	3.80	3.19	3.02	2.51
Greece	1.70	1.27	1.51	1.25
Sweden	1.36	1.09	1.20	1.10
Denmark	2.17	1.77	1.65	0.84
Ireland	15.17	10.20	11.83	11.03
Belgium	0.48	0.43	0.39	0.49
7 Norway	3.47	2.41	3.18	2.49
8 Switzerland	2.47	2.13	2.63	4.11
9 Australia	17.58	14.63	15.86	14.32
10 Canada	18.00	11.52	24.38	14.94
11 Japan	0.73	0.57	0.83	0.63
12 Other Countries	70.66	58.62	78.45	71.09
II. Encashment and Profit in Pak. Rs. Of Foreign Exchange Bearer Certificates(FEBCs) and Foreign Currency Bearer Certificate(FCBCs)	0.00	0.00	0.00	0.00
TOTAL (I + II)	1328.71	1328.71	1716.59	1383.13

Contd.

**1.1 Country Wise Workers Remittances
(Including Hajj and War Compensation)**

(Provisional)
(Million US Dollars)

Item	Nov, 2014	Dec, 2014	Jan, 2015	Feb, 2015
I. Cash	1320.62	1583.23	1377.14	1391.69
1 USA	178.75	222.45	186.15	179.03
2 UK	156.66	188.34	169.44	167.42
3 Saudi Arabia	429.09	499.08	452.81	453.40
4 UAE	271.17	352.37	246.79	316.51
Dubai	141.57	176.55	161.89	189.15
Abu Dhabi	125.08	169.90	78.86	121.38
Sharjah	4.46	5.84	5.84	5.90
Other	0.06	0.08	0.20	0.08
5 Other GCC Countries	150.51	189.22	160.44	166.26
Bahrain	25.71	32.48	29.27	29.18
Kwait	55.56	67.68	56.80	56.20
Qatar	21.99	28.93	22.22	29.62
Oman	47.25	60.13	52.15	51.26
6 EU Countries	24.29	30.34	65.45	23.99
Germany	6.09	8.02	5.29	6.07
France	1.84	2.00	1.02	1.42
Netherland	0.21	0.25	0.22	0.24
Spain	2.90	3.27	3.18	2.43
Italy	2.06	2.40	2.37	1.99
Greece	1.22	1.24	1.07	0.85
Sweden	0.82	0.94	0.99	0.62
Denmark	0.61	0.86	40.50	0.50
Ireland	8.26	11.02	10.39	9.62
Belgium	0.28	0.34	0.42	0.25
7 Norway	1.96	2.16	1.85	1.78
8 Switzerland	1.85	2.69	3.66	2.27
9 Australia	11.71	15.68	14.11	12.79
10 Canada	12.58	12.93	10.25	8.65
11 Japan	0.47	0.60	0.41	0.57
12 Other Countries	81.58	67.37	65.78	59.02
II. Encashment and Profit in Pak. Rs. Of Foreign Exchange Bearer Certificates(FEBCs) and Foreign Currency Bearer Certificate(FCBCs)	0.00	0.00	0.00	0.00
TOTAL (I + II)	1320.62	1583.23	1377.14	1391.69

Contd.

1.1 Country Wise Workers Remittances (Including Hajj and War Compensation)

(Provisional)
(Million US Dollars)

Item	Mar, 2015	Apr, 2015	May, 2015	Jun, 2015	Jul, 2015
I. Cash	1576.97	1640.58	1663.10	1821.28	1663.61
1 USA	199.24	233.85	221.10	258.94	255.32
2 UK	164.28	174.47	194.15	247.96	232.33
3 Saudi Arabia	489.70	519.68	528.34	536.68	474.42
4 UAE	411.24	395.69	399.35	423.24	367.51
Dubai	228.04	245.95	255.80	293.57	255.28
Abu Dhabi	177.03	144.44	137.68	122.99	106.44
Sharjah	6.09	5.16	5.62	6.49	5.68
Other	0.08	0.14	0.25	0.19	0.11
5 Other GCC Countries	196.07	190.59	190.66	209.66	197.86
Bahrain	36.59	35.98	37.89	42.78	40.06
Kawait	62.17	63.76	61.21	69.56	62.89
Qatar	36.05	32.68	31.77	32.74	28.98
Oman	61.26	58.17	59.79	64.58	65.93
6 EU Countries	25.96	26.87	28.50	34.27	32.50
Germany	4.92	6.03	5.55	7.82	6.43
France	1.60	1.74	1.87	2.14	2.23
Netherland	0.27	0.42	0.33	0.48	0.33
Spain	2.79	3.08	3.60	4.47	4.26
Italy	2.18	2.30	2.34	2.73	3.24
Greece	0.82	0.95	1.05	1.06	0.07
Sweden	0.77	0.98	0.78	0.96	1.06
Denmark	1.16	0.65	1.62	0.76	0.67
Ireland	11.07	10.40	11.03	13.27	13.69
Belgium	0.38	0.32	0.33	0.58	0.52
7 Norway	1.66	2.02	2.02	2.58	2.41
8 Switzerland	1.91	1.86	2.04	2.24	1.91
9 Australia	13.31	14.72	14.56	14.46	14.77
10 Canada	10.49	10.98	11.65	15.01	14.94
11 Japan	0.71	0.75	0.50	0.98	0.91
12 Other Countries	62.40	69.10	70.23	75.26	68.73
II. Encashment and Profit in Pak. Rs. of Foreign Exchange Bearer Certificates(FEBCs) and Foreign Currency Bearer Certificate(FCBCs)	0.00	0.00	0.00	0.00	0.00
TOTAL (I + II)	1576.97	1640.58	1663.10	1821.28	1663.61

Note: Item has been revised / extended by the State Bank of Pakistan.

Source: State Bank of Pakistan.

1.2 Month Wise Workers Remittances

(Million US \$)

Monthly Cash Inflow (Including Foreign Exchange Bearer Certificates & Foreign Currency Bearer Certificates)	2014-2015	2013-2014	YOY growth (percent)	
			2014-15	2013-14
July.	1649.39	1404.69	17.42	16.60
Aug.	1328.71	1240.14	7.14	-1.50
Sep.	1716.59	1284.22	33.67	13.11
Oct.	1383.13	1348.03	2.60	-1.25
Nov.	1,320.62	1,130.41	16.83	11.06
Dec.	1,583.23	1,384.94	14.32	22.05
Jan.	1,378.19	1,245.97	10.61	14.35
Feb.	1,391.76	1,209.77	15.04	17.64
Mar.	1,577.46	1,337.89	17.91	19.55
Apr.	1640.58	1311.85	25.06	7.89
May.	1663.10	1440.47	15.46	21.49
Jun.	1821.28	1499.33	21.47	28.57
Jul.- Jun.	18,454.04	15,837.71	16.52	13.76
Monthly average for period Jul. -Jun.	1,537.84	1,319.81	16.52	13.76

Monthly Cash Inflow (Including Foreign Exchange Bearer Certificates & Foreign Currency Bearer Certificates)	2015-2016	2014-2015	YOY growth (percent)	
			2015-16	2014-15
July.	1663.61	1649.39	0.86	33.00

Source: State Bank of Pakistan.

1.3 Exchange Rates Pak. Rupees in Terms of One Unit of Foreign Currency

S. No.	Country/ Organization	Currency	Jul. 2014	Aug. 2014	Sep. 2014	Oct, 2014	Nov, 2014	Dec, 2014	Jan, 2015
1	Australia	Dollar	92.6105	93.1544	92.7943	90.2264	87.9250	83.1334	81.3465
2	Bahrain	Dinar	261.8930	266.0866	271.8155	272.8432	270.1091	267.5589	267.3446
3	Canada	Dollar	92.0946	91.6475	93.0727	91.6443	89.8610	87.4636	83.4048
4	China	Yuan	15.8840	16.2515	16.6639	16.7696	16.6038	16.2792	16.1850
5	Denmark	Krone	17.9355	17.8815	17.7605	17.5258	17.0685	16.7028	15.7483
6	E.M.U.	Euro	133.7113	133.2126	132.1073	130.4007	126.9196	124.2046	117.0922
7	Hong Kong	Dollar	12.7245	12.9217	13.2087	13.2472	13.1275	13.0020	12.9880
8	I.M.F.	SDR	152.2646	153.0040	153.7461	152.8985	149.7642	147.0766	143.2795
9	India	Rupee	1.6447	1.6466	1.6844	1.6755	1.6563	1.6101	1.6242
10	Japan	Yen	0.9704	0.9720	0.9549	0.9531	0.8741	0.8449	0.8507
11	Kuwait	Dinar	349.9097	353.6401	357.7824	356.2795	350.1075	345.5934	342.6563
12	Malaysia	Ringgit	30.9624	31.5156	31.8403	31.4291	30.4018	28.9648	28.0866
13	Newzeland	Dollar	85.9952	84.3928	83.5295	81.0694	79.7754	78.2086	76.9837
14	Norway	Krone	15.9290	16.1499	16.1540	15.6933	14.9430	13.8512	13.1036
15	Oman	Riyal	256.4505	260.5614	266.1697	267.1820	264.5024	262.0115	261.8129
16	Qatar	Riyal	27.1242	27.5627	28.1551	28.2558	27.9803	27.7192	27.6921
17	Singapore	Dollar	79.3490	80.1959	81.0648	80.7105	78.5090	76.6558	75.2834
18	Sweden	Krona	14.4839	14.5123	14.3815	14.2137	13.7339	13.2260	12.4218
19	Switzerland	Franc	110.0846	109.9802	109.4509	108.0606	105.5734	103.3284	106.9918
20	Saudi Arabia	Riyal	26.2976	26.7017	27.2987	27.3946	27.1324	26.8668	26.8142
21	Thailand	Bhath							3.0798
22	Turkey	Lira							43.0815
23	U.A.E.	Dirham	26.8516	27.2560	27.8701	27.9786	27.7128	27.4498	27.4116
24	U.K.	Sterling (Pound)	168.5664	167.0683	166.9160	165.2493	160.3856	157.5266	152.5333
25	U.S.A.	Dollar	98.6543	100.0897	102.3424	102.7536	101.7874	100.8234	100.6834

Contd.

1.3 Exchange Rates Pak. Rupees in Terms of One Unit of Foreign Currency

S. No.	Country/ Organization	Currency	Feb, 2015	Mar, 2015	Apr, 2015	May, 2015	Jun, 2015	Jul, 2015
1	Australia	Dollar	78.9003	78.5801	78.5158	80.4124	78.4474	75.3497
2	Bahrain	Dinar	269.1468	270.1113	269.8818	269.0697	268.9782	268.8307
3	Canada	Dollar	81.0219	80.6988	82.2890	83.7223	82.3169	79.3220
4	China	Yuan	16.1915	16.3008	16.4115	16.4169	16.4085	16.3725
5	Denmark	Krone	15.4500	14.7874	14.7088	15.2381	15.2938	15.0137
6	E.M.U.	Euro	115.047	110.1936	109.6853	113.5369	113.9604	111.9731
7	Hong Kong	Dollar	13.0605	13.1185	13.1275	13.1382	13.1327	13.1171
8	I.M.F.	SDR	143.3639	141.0700	140.8527	143.0753	143.0595	NA
9	India	Rupee	1.6362	1.6309	1.6239	1.5966	1.5947	1.5993
10	Japan	Yen	0.8539	0.8454	0.8511	0.8437	0.8237	0.8264
11	Kuwait	Dinar	343.6149	341.0843	337.7510	337.733	337.2913	336.4957
12	Malaysia	Ringgit	28.1219	27.6728	28.0235	28.3095	27.2521	26.7317
13	Newzeland	Dollar	75.5010	75.8800	77.0460	75.2487	71.1702	67.7339
14	Norway	Krone	13.3432	12.7618	12.8813	13.5006	13.0415	12.5236
15	Oman	Riyal	263.5757	264.5088	264.3049	264.5546	264.4459	264.2858
16	Qatar	Riyal	27.8779	27.9761	27.9565	27.9845	27.9726	27.9515
17	Singapore	Dollar	74.7578	73.9032	75.3753	76.2984	75.5913	74.7397
18	Sweden	Krona	12.141	11.9339	11.762	12.2198	12.2935	11.9411
19	Switzerland	Franc	108.3337	103.8239	105.7196	109.2059	109.1109	106.6831
20	Saudi Arabia	Riyal	26.9963	27.1305	27.1209	27.1498	27.1439	27.1128
21	Thailand	Bhath	3.1195	3.1237	3.1316	3.0392	--	--
22	Turkey	Lira	41.0641	39.2744	38.4121	38.5462	--	--
23	U.A.E.	Dirham	27.5806	27.705	27.6929	27.72	27.7146	27.6844
24	U.K.	Sterling (Pound)	155.2163	152.4451	151.7945	157.4125	158.1071	158.0080
25	U.S.A.	Dollar	101.3651	101.7597	101.7004	101.8042	101.7725	101.7194

Note: Euro, a common currency of the 11 member countries of European Economic and Monetary Union (EMU) was introduced with effect from 1st January, 1999.

Source: State Bank of Pakistan.

2. CLIMATE

2.1 Temperature at Selected Stations

(In centigrade)

Stations	Murree		Rawalpindi/Islamabad		Jhelum		Lahore		Sargodha	
Height in meters above sea level	2167		507		232		213		187	
	Max.	Min.	Max.	Min.	Max.	Min.	Max.	Min.	Max.	Min.

Month:

Feb. 2014	7.6	0.9	19.3	5.7	20.9	7.7	20.3	8.0	21.1	7.2
Mar. 2014	10.6	3.1	21.9	10.5	25.5	23.5	25.2	12.5	25.4	13.9
Apr. 2014	17.0	8.6	28.5	13.9	31.4	16.9	32.1	17.9	31.4	17.4
May. 2014	21.5	11.8	40.0	25.0	35.9	21.6	32.1	17.9	42.0	28.3
Jun. 2014	26.7	16.9	38.8	22.7	41.8	25.8	41.2	27.3	43.3	29.0
Jul. 2014	23.6	16.8	34.9	24.9	36.4	26.6	36.5	26.4	37.3	28.0

Feb. 2015	10.3	1.7	20.3	7.2	22.9	9.2	22.6	11.6	22.7	11.0
Mar. 2015	12.5	4.5	22.5	10.4	N.R	N.R	25.1	14.4	24.7	14.0
Apr. 2015	18.1	9.6	28.5	15.3	31.2	18.5	32.7	20.8	32.9	20.5
May. 2015	22.8	13.5	34.6	18.1	37.2	21.7	39.1	26.3	39.8	26.4
Jun. 2015	23.8	14.2	36.2	22.1	38.0	24.3	38.1	26.3	39.2	26.3
Jul. 2015	22.0	16.4	33.0	24.2	35.6	26.3	34.2	25.4	36.0	27.7

Stations	Faisalabad		Multan		Bahawalpur		Hyderabad		Nawabshah	
Height in meters above sea level	183		122		116		40		37	
	Max.	Min.	Max.	Min.	Max.	Min.	Max.	Min.	Max.	Min.

Month:

Feb. 2014	19.8	7.3	21.9	8.9	22.5	8.5	25.2	13.0	24.3	9.6
Mar. 2014	25.5	13.0	26.8	14.3	27.5	13.7	40.0	18.0	31.9	15.1
Apr. 2014	32.7	18.5	34.5	20.1	35.6	20.0	38.5	12.6	40.0	21.1
May. 2014	37.1	23.6	38.3	24.7	39.0	25.0	41.0	25.5	43.0	25.0
Jun. 2014	41.8	28.1	41.8	30.3	43.2	29.5	40.8	27.7	45.4	28.9
Jul. 2014	38.0	27.7	38.9	29.4	39.6	29.4	37.6	27.3	41.8	28.0
Feb. 2015	22.3	10.0	23.4	10.8	23.9	10.7	28.5	15.0	28.8	11.5
Mar. 2015	24.6	13.0	26.3	14.5	26.7	14.1	32.3	13.0	32.2	14.7
Apr. 2015	33.3	20.0	35.5	22.0	36.5	21.8	37.9	23.5	41.5	22.4
May. 2015	39.3	24.6	40.6	28.3	40.3	25.4	41.5	26.5	45.0	25.7
Jun. 2015	38.8	26.0	39.6	28.0	39.4	26.9	39.7	27.7	42.4	27.8
Jul. 2015	36.0	27.2	36.7	27.7	36.6	27.0	37.1	27.4	40.6	27.8

Contd.

2.1 Temperature at Selected Stations

(In centigrade)

Stations	Jacobabad		Karachi A.P.		Peshawar		D.I.Khan		Saidu Sharif		Gilgit	
Height in meters above sea level	55		21		359		173		961		1459	
	Max.	Min.	Max.	Min.	Max.	Min.	Max.	Min.	Max.	Min.	Max.	Min.

Month:

Feb. 2014	24.1	9.5	28.0	13.1	19.4	8.0	21.9	6.6	14.9	3.8	13.7	0.3
Mar. 2014	29.7	14.8	31.7	18.9	21.6	11.2	24.8	11.1	17.8	7.5	12.1	1.0
Apr. 2014	37.9	21.5	35.1	24.4	29.1	16.3	31.9	17.2	25.0	12.8	24.2	9.3
May. 2014	41.9	25.9	35.9	27.0	33.9	21.3	37.6	21.7	29.8	15.9	35.2	14.1
Jun. 2014	45.4	28.8	36.5	29.2	33.9	21.3	42.6	25.5	43.0	29.0	34.5	14.5
Jul. 2014	41.1	29.1	34.0	28.3	36.7	27.3	38.8	25.6	35.6	23.8	35.7	18.3

Feb. 2015	23.7	11.7	27.9	15.9	20.7	8.9	22.5	8.0	16.1	5.2	14.6	0.7
Mar. 2015	29.2	14.9	31.5	19.2	22.4	12.0	25.0	11.6	20.3	8.5	18.7	4.9
Apr. 2015	39.2	23.2	35.9	25.7	30.1	17.3	45.1	18.1	26.5	13.6	26.2	9.4
May. 2015	44.1	29.0	36.0	27.7	35.6	22.0	39.7	22.6	31.6	17.3	29.0	12.6
Jun. 2015	42.5	29.6	37.7	29.8	38.3	24.9	39.7	23.7	33.1	19.4	36.1	14.9
Jul. 2015	38.4	26.5	34.0	28.4	35.0	26.1	38.1	25.2	32.6	23.0	35.4	19.8

Stations	Quetta (Samungli)		Zhub (Fortsandeman)		Khuzdar		Punjabur		Dalbadin	
Height in meters above sea level	1600		1405		1231		980		848	
	Max.	Min.	Max.	Min.	Max.	Min.	Max.	Min.	Max.	Min.

Month:

Feb. 2014	7.2	-0.7	14.4	1.1	17.3	3.0	16.3	3.0	17.1	2.1
Mar. 2014	18.0	3.1	19.5	6.8	24.0	9.3	24.0	10.2	26.3	8.1
Apr. 2014	25.5	8.6	26.7	14.0	35.0	18.1	32.8	18.3	34.9	15.5
May. 2014	36.0	18.6	38.0	23.3	40.0	26.4	37.1	21.7	44.0	26.8
Jun. 2014	36.0	18.6	38.0	23.3	40.0	26.4	41.0	27.1	44.0	26.8
Jul. 2014	37.5	22.0	38.0	25.1	39.2	26.2	40.0	27.0	44.0	24.1

Feb. 2015	16.1	4.3	17.8	4.1	22.4	8.5	22.4	8.5	22.0	8.5
Mar. 2015	18.0	6.0	20.7	7.1	24.0	11.1	26.0	9.4	26.0	10.0
Apr. 2015	26.5	11.0	28.7	14.7	30.2	18.6	35.0	18.2	36.0	18.1
May. 2015	32.0	15.0	32.6	17.8	36.9	26.5	39.0	22.5	41.0	22.4
Jun. 2015	36.6	21.1	35.0	20.3	36.6	24.7	39.7	25.9	43.0	25.1
Jul. 2015	36.1	22.1	35.6	20.6	35.6	26.0	40.0	26.0	43.8	27.0

N.R = Not received

Source: Pakistan Meteorological Department, Karachi.

2.2 Rainfall at Selected Stations

(In millimeters)

Stations	Murree	Rawalpindi/ Islamabad	Jhelum	Lahore	Sargodha	Faisal- abad	Multan	Bahawal- pur	Hyder- abad	Nawab- shah	Jaco- abad
Height in meters above sea level	2167	507	232	213	187	183	122	116	40	37	55

Year/month

2010	1681.6	849.0	771.0	541.0	602.0	545.0	285.0	226.0	214.0	343.0	152.0
2011	1442.2	1079.0	748.0	903.0	710.0	544.0	180.0	164.0	404.1	309.0	293.3
2012	1515.0	1076.0	717.0	527.0	368.0	366.0	239.0	183.0	121.0	182.0	486.0
2013	1451.0	1732.0	924.0	1109.0	362.0	378.0	157.0	148.0	74.0	86.0	345.0
2014	1509.2	1139.8	939.3	800.6	401.3	401.8	247.3	67.9	25.4	69.7	21.3
Feb. 2014	104.8	50.4	27.6	22.6	7.0	16.2	22.9	7.2	0.0	0.0	3.0
Mar. 2014	280.5	282.4	148.8	50.3	37.2	38.7	32.4	4.9	0.0	7.4	8.1
Apr. 2014	46.9	11.0	84.1	64.8	62.0	29.4	0.0	3.2	7.0	15.0	2.0
May. 2014	151.1	31.0	73.5	50.1	31.0	5.0	66.7	21.6	0.0	31.6	1.0
Jun. 2014	103.8	32.0	25.1	50.1	38.2	3.0	0.0	0.0	0.0	0.0	3.2
Jul. 2014	288.3	73.0	123.3	43.4	120.7	52.0	71.0	18.3	14.0	1.3	0.0
Feb. 2015	154.7	94.7	38.6	61.0	16.8	30.3	5.9	15.0	0.0	TR	1.0
Mar. 2015	235.3	286.1	N.R	141.8	145.9	67.8	67.0	46.9	TR	2.0	46.0
Apr. 2015	279.4	196.4	134.4	5.2	67.7	43.6	10.2	28.8	0.0	3.0	35.0
May. 2015	74.2	30.2	20.0	31.7	3.8	23.6	10.7	26.2	TR	0.0	1.5
Jun. 2015	233.6	33.6	50.1	45.0	48.5	27.3	51.1	106.0	8.2	37.2	13.0
Jul. 2015	532.4	380.1	178.5	328.0	64.2	96.4	138.9	133.7	114.3	83.1	52.0

Contd.

2.2 Rainfall at Selected Stations

(In millimeters)

Stations	Karachi Airport	Pesha- war	D.I. Khan	Saidu Sharif	Gilgit	Quetta (Samungli)	Zhob (Fortsandeman)	Khuzdar	Punj- goor	Dalbadin
Height in meters above sea level	21	359	173	961	1459	1600	1405	1231	980	848

Year/month

2010	373.0	839.0	756.0	1465.1	214.6	102.0	279.0	159.0	54.0	20.0
2011	290.6	568.0	281.0	853.7	158.7	246.5	40.5	286.6	138.0	64.9
2012	152.0	480.0	450.0	803.0	110.0	410.0	47.0	167.0	33.0	160.0
2013	169.0	551.0	327.0	954.0	153.0	53.0	66.0	479.0	101.0	23.0
2014	30.7	326.3	249.7	658.1	78.2	97.0	173.7	201.9	61.8	17.3
Feb. 2014	0.0	32.0	27.2	121.7	0.4	31.0	25.0	75.5	0.0	8.0
Mar. 2014	12.4	111.0	68.5	215.9	3.6	73.0	66.5	60.1	9.0	16.0
Apr. 2014	0.0	0.0	59.8	0.0	0.0	17.0	25.0	0.0	16.0	9.0
May. 2014	1.3	20.0	8.0	95.1	40.0	0.0	0.0	0.0	0.0	44.0
Jun. 2014	TR	33.3	33.5	2.5	4.5	0.0	0.0	0.0	0.0	TR
Jul. 2014	1.1	54.0	59.0	69.1	21.1	0.0	15.2	44.7	0.8	1.3
Feb. 2015	2.1	72.0	17.2	148.8	13.2	32.8	33.2	9.6	16.0	11.0
Mar. 2015	2.8	111.0	69.8	135.5	6.1	55.1	21.0	29.0	6.0	11.0
Apr. 2015	0.0	110.5	39.8	165.3	19.0	17.0	22.0	0.0	6.0	0.0
May. 2015	0.0	21.0	3.0	83.0	21.6	10.0	7.0	2.0	20.0	TR
Jun. 2015	TR	0.0	29.5	74.6	8.4	TR	25.0	22.8	0.0	1.2
Jul. 2015	46.6	187.0	26.0	120.3	9.3	TR	117.0	45.6	0.0	TR

N.R = Not received

TR = Trace (Rainfall less than 0.1 mm)

Source: Pakistan Meteorological Department, Karachi.

3. ENERGY & MINING

3.1 Production of Crude Oil

Unit: Barrels

S. No.	Company	Field	Jul,15	Cummulative Total from July 2015	
PUNJAB					
1	OGDCL	BHALSYEDAN	4193	4193	
2		CHAK NAURANG	12389	12389	
3		DAKHNI	23190	23190	
4		DHODAK	1223	1223	
5		FIMKASSAR	3193	3193	
6		KAL	11839	11839	
7		MISSAKISWAL	782	782	
8		RAJIAN	45565	45565	
9		SOGHRI	3040	3040	
10		SADKAL	1166	1166	
11		TOOT	10098	10098	
			Sub Total	116678	116678
12		OPL	DHURNAL	2238	2238
13			RATANA	19664	19664
			Sub Total	21902	21902
14		POL	BALKASSAR	11759	11759
15			BELA	0	0
16			DHULIAN	4855	4855
17			KHAUR	136	136
18			JOYAMIR	710	710
19			MINWAL	0	0
20			MEYAL	9558	9558
21			PARIWALI	13259	13259
22	PINDORI		9249	9249	
23	TURKWAL		768	768	
		Sub Total	50294	50294	
24	MPCL	GHAURI	20578	20578	
25		HALINI	39291	39291	
		Sub Total	59869	59869	
26	PPL	ADHI	188866	188866	
		Sub Total	188866	188866	
27	Dewan	RODHO SALSABIL	2886	2886	
		Sub Total	2886	2886	
		TOTAL	440495	440495	
SINDH					
1	BHP	ZAMZAMA	20467	20467	
		Sub Total	20467	20467	
2	UEPL	AASSU	113821	113821	
3		ALI	73	73	
4		BACHAL	498	498	
5		BAKSH DEEP	2490	2490	
6		BIJORO	3796	3796	
7		DABHI (South)	2948	2948	
8		DABHI (North)	1548	1548	
9		DHANI	690	690	
10		GHARO	2340	2340	
11		GHUNGRO	3180	3180	
12		HALIPOTA	4293	4293	
13		JABO	3865	3865	
14		JAGIR	251	251	
15		JARAR DEEP	58	58	
16		JHABERI SOUTH	41	41	
17		JOGWANI	721	721	
18		KAMAL NORTH	16103	16103	
19		KHASKELI	5924	5924	
20		KHASKELI DOWN THROWN	793	793	
21		KHOREWAH	2414	2414	
22		KOLI	716	716	
23		KORAI	23605	23605	

Contd.

3.1 Production of Crude Oil

Unit: Barrels

S. No.	Company	Field	Jul,15	Cummulative Total from July 2015
24		LAGHARI	167	167
25		LIARI DEEP	94	94
26		LODANO	3012	3012
27		LODANO DEEP	5722	5722
28		MAKDUMPUR	1893	1893
29		MAZARI	8093	8093
30		MEYUN ISMAIL DEEP	184	184
31		MEYUN ISMAIL	835	835
32		MISSRI	1711	1711
33		MOHANO	1591	1591
34		MUBAN	6497	6497
35		MURID	16073	16073
36		NAIMAT BASAL 2X	2543	2543
37		NAIMAT WEST	10890	10890
38		NORTH AKRI	1286	1286
39		PANIRO	2203	2203
40		PIARO DEEP	1271	1271
41		RAHIM 1 X	10288	10288
42		RAHIM 2X	6931	6931
43		RAHIM NORTH	1220	1220
44		SAJAN	321	321
45		SAKHI	2628	2628
46		SAKHI DEEP	185	185
47		SALEH	31254	31254
48		SAMAN	184	184
49		SHEIKHANO	2754	2754
50		SHEIKHANO DEEP	1488	1488
51		SOHRAB DEEP	7114	7114
52		SONRO	27649	27649
53		SOUTH BUZDAR DEEP	12950	12950
54		SOUTH MAZARI	8835	8835
55		SOUTH MAZARI DEEP	14804	14804
56		SUHRAT	44	44
57		SUMAR DEEP	20584	20584
58		SUTIARI DEEP	3130	3130
59		TAJEDI	2352	2352
60		TANDO GHULAM ALI	347	347
61		TANGRI	1789	1789
62		TANGRI DEEP	406	406
63		THARO	1334	1334
64		THEBO	2061	2061
65		TURK	1968	1968
66		TURK DEEP	1037	1037
67		UMER	12837	12837
68		ZAUR	5765	5765
		Sub Total	436492	436492
69	OGDCL	BOBI	17175	17175
70		CHAK 2	2885	2885
71		CHAK 7A	825	825
72		CHAK 66 NE	1445	1445
73		CHAK 63	4370	4370
74		CHAK 63 SOUTH EAST	5960	5960
75		HAKEEM DAHO	15295	15295
76		NIM	1705	1705
77		NUR BAGHLA	1885	1885
78		JAKHRO	5105	5105
79		JARWAR	8365	8365
80		KUNNAR	100710	100710
81		KUNNAR PASAKHI DEEP	30845	30845
82		LASHARI CENTRE	19950	19950
83		MISSAN	3505	3505
84		MOLLAN N	2440	2440
85		PALI DEEP	16210	16210
86		PASAKI	104740	104740
87		PASAKI N	14070	14070

Contd.

3.1 Production of Crude Oil

Unit: Barrels

S. No.	Company	Field	Jul,15	Cummulative Total from July 2015
88		PASAKI NORTH EAST	9125	9125
89		QADIR PUR	18405	18405
90		SONO	20080	20080
91		TANDO ALAM	19595	19595
92		THORA	12200	12200
		Sub Total	436890	436890
93	PPL	ADAM	2857	2857
94		KANDH KOT	236	236
95		KINZA	119	119
96		MAZARANI	318	318
		Sub Total	3530	3530
97	OMV	LATIF	2088	2088
98		MIANO	1507	1507
		Sub Total	3595	3595
99	MPCL	MARI	2528	2528
100		SUJJAL	4091	4091
101		SUJAWAL	1272	1272
		Sub Total	7891	7891
	Eni(Pak)	BHIT	9693	9693
103		BADHRA	1614	1614
104		KADANWARI	927	927
		Sub Total	12234	12234
105	OMV Maurice	MEHAR	45444	45444
106		SAQIB	0	0
		Sub Total	45444	45444
		TOTAL	966543	966543
	KHYBER .P.K			
1	OGDCL	CHANDA	47510	47510
2		NASPHA	622640	622640
3		MELA	61610	61610
		Sub Total	731760	731760
4	MOL	MANZALAI	24844	24844
5		MAMIKHEL	22847	22847
6		MARAMZAI	101525	101525
7		MAKORI	438633	438633
8		MAKORI EAST	1036	1036
		Sub Total	588885	588885
		TOTAL	1320645	1320645
	BALUCHISTAN			
1	OGDCL	UCH	1463	1463
		Sub Total	1463	1463
2	MPCL	ZARGHUN SOUTH	337	337
		Sub Total	337	337
3	PPL	SUI	981	981
		Sub Total	981	981
		TOTAL	2781	2781
		GRAND TOTAL	2730464	2730464

3.2 Production of Natural Gas

(MCFT)

S. No.	Company	Field	Jul,15	Cummulative Total from July 2015
PUNJAB				
1	OGDCL	DAKHNI	861.38	861.38
2		BAHU	265.47	265.47
3		FIMKASSAR	3.26	3.26
4		DHODAK	109.70	109.70
5		KAL	2.18	2.18
6		MISSAKISWAL	3.10	3.10
7		NANDPUR/PANJPIR	296.21	296.21
8		RAJIN	21.74	21.74
9		SOGHRI	352.86	352.86
10		TOOT	25.89	25.89
11		SADKAL	37.15	37.15
		SUB TOTAL	1978.94	1978.94
12	OPL	DHURNAL	7.94	7.94
13		RATANA	371.46	371.46
		SUB TOTAL	379.40	379.40
14	POL	BALKASSAR	1.99	1.99
15		BELA	0.00	0.00
16		DHULIAN	72.85	72.85
17		MEYAL	80.40	80.40
18		PARIWALI	201.24	201.24
19		PINDORI	27.90	27.90
20		TURKWAL	1.55	1.55
		SUB TOTAL	385.93	385.93
21	PPL	ADHI	1265.00	1265.00
		SUB TOTAL	1265.00	1265.00
22	MPCL	HALINI	31.07	31.07
		SUB TOTAL	31.07	31.07
23	DEWAN	RODHO(SALSABIL)	415.69	415.69
		SUB TOTAL	415.69	415.69
		TOTAL	4456.03	4456.03
SINDH				
1	BHP	ZAMZAMA	4219.96	4219.96
		SUB TOTAL	4219.96	4219.96
2	UEPL	ALI	75.21	75.21
3		AASSU	21.04	21.04
4		BHATTI/NAKURJI	20.32	20.32
5		BAQAR DEEP	0.00	0.00
6		BUKHARI DEEP	13.95	13.95
7		BACHAL	2.55	2.55
8		BAKSH DEEP	327.13	327.13
9		BIJORO	1.10	1.10
10		DABHI SOUTH	14.37	14.37
11		DABHI NORTH	1.19	1.19
12		DHANI	2.98	2.98
13		DUPHRI	13.30	13.30
15		FATEH SHAH NORTH	11.15	11.15
16		GHUNGRO	2.28	2.28
16		GHARO	0.69	0.69
17		GOLARCHI	3.12	3.12
18		HALIPOTA	12.22	12.22
19		HAIDER DEEP	4.45	4.45
20		JABO	6.78	6.78
21		JARAR DEEP	16.38	16.38
22		JHABERI SOUTH	0.18	0.18
23		JOGWANI	12.83	12.83
24		JAGIR	0.16	0.16
25		JALAL	0.00	0.00
26		KATO	1.14	1.14
27		KAMAL NORTH -1	87.28	87.28
28		KAUSAR	58.73	58.73
29		KHASKHELI	6.20	6.20
30		KHASKHELI DOWN THROWN	0.72	0.72
31		KHOREWAH	161.52	161.52
32		KHOREWAH DEEP	7.24	7.24
33		KOLI	11.06	11.06

Contd.

3.2 Production of Natural Gas

				(MCFT)	
S. No.	Company	Field	Jul,15	Cummulative Total from July 2015	
34		KORAI	734.79	734.79	
35		LAGHARI	0.31	0.31	
36		LODANO	146.62	146.62	
37		LODANO DEEP	10.50	10.50	
38		LIARI		0.00	
39		LIARI DEEP	9.44	9.44	
40		LIMU		0.00	
41		MAKHDUM PUR	34.16	34.16	
42		MAKHDUM PUR DEEP	6.82	6.82	
43		MAZARI	5.66	5.66	
44		MATLI	1.95	1.95	
45		MALAH		0.00	
46		MEWA		0.00	
47		MEYUN ISMAIL DEEP	21.62	21.62	
48		MISSRI	2.50	2.50	
49		MOHANO	1.05	1.05	
50		MUBAN	1.30	1.30	
51		MURID	6.14	6.14	
52		NAIMAT BASAL	48.31	48.31	
53		NAIMAT BASAL 2X	15.13	15.13	
54		NAIMAT WEST	1995.64	1995.64	
55		NANDO	0.77	0.77	
56		NURPUR DEEP	28.56	28.56	
57		NORTH AKRI	0.27	0.27	
58		PANIRO	0.70	0.70	
59		PIARO DEEP	35.22	35.22	
60		PIARO DEEP BASAL	15.44	15.44	
61		PIR	0.00	0.00	
62		QASIM DEEP	102.77	102.77	
63		RAHIM NORTH	25.64	25.64	
64		RAHIM 1X	70.83	70.83	
65		RAHIM 2X	9.84	9.84	
66		RAJANI	2784.89	2784.89	
67		RAGNI DEEP	19.85	19.85	
68		SALEH	95.72	95.72	
69		SAKHI DEEP	31.21	31.21	
70		SAKHI SOUTH DEEP	1.19	1.19	
71		SAMAN	2.04	2.04	
72		SALAMAT	991.81	991.81	
73		SAJAN	92.08	92.08	
74		SONRO	59.17	59.17	
75		SOUTH MAZARI	6.38	6.38	
76		SOUTH MAZARI DEEP	19.12	19.12	
77		SOHRAB DEEP	2570.83	2570.83	
78		SUMAR DEEP	156.39	156.39	
79		BUZDAR SOUTH		0.00	
80		BUZDAR SOUTH DEEP	250.15	250.15	
81		SHEIKHANO	3.38	3.38	
82		SHEIKHANO DEEP	0.39	0.39	
83		SUTIARI DEEP	1541.34	1541.34	
84		SUHRAT	32.76	32.76	
85		TANDO GHULAM ALI	50.87	50.87	
86		TANGRI	1.59	1.59	
87		TANGRI DEEP	35.62	35.62	
88		TAJEDI	0.21	0.21	
89		THEBO	104.22	104.22	
90		THARO	390.44	390.44	
91		TURK	54.03	54.03	
92		TURK DEEP	223.91	223.91	
93		UMER	253.51	253.51	
94		USMAN	99.62	99.62	
95		ZAUR	9.43	9.43	
96		ZAUR DEEP	2.65	2.65	
		SUB TOTAL	14114.05	14114.05	
97	ENI(PAK)	BHIT	6577.41	6577.41	
98		BADHRA	4388.44	4388.44	
99		LUNDALI	0	0.00	

Contd.

3.2 Production of Natural Gas

(MCFT)

S. No.	Company	Field	Jul,15	Cummulative Total from July 2015
100		KADANWARI	2511.47	2511.47
		SUB TOTAL	13477.32	13477.32
101	MPCL	KOONJ-1A	34.85	34.85
		SUJJAL	397.38	397.38
102		SUJAWAL	169.38	169.38
103		MARI	19380.13	19380.13
		SUB TOTAL	19981.74	19981.74
104	OGDCL	BOBI	264.66	264.66
105		CHAK 2	55.51	55.51
106		CHAK 7A	6.99	6.99
107		CHAK 63	56.61	56.61
108		CHAK 63 SOUTH EAST	34.95	34.95
109		CHAK 66NE	13.72	13.72
110		HAKEEM DAHO	392.27	392.27
111		DACHRAPUR	286.09	286.09
112		JAKHRO	175.58	175.58
113		NUR BAGHLA	141.28	141.28
114		NIM	44.67	44.67
115		KUNNAR	567.15	567.15
116		KUNNAR PASAKHI DEEP	3251.56	3251.56
117		SARI HUNDI	51.85	51.85
118		PAKHRO	0.00	0.00
119		QADIRPUR	11840.73	11840.73
120		PASAKHI	20.62	20.62
121		MARU-RETI	459.68	459.68
		SUB TOTAL	17663.92	17663.92
122	OMV	MIANO	2805.00	2805.00
123		LATIF	2599.00	2599.00
124		SAWAN	2843.00	2843.00
125		TAJJAL	177.00	177.00
		SUB TOTAL	8424.00	8424.00
126	PPL	CHACHAR	106.00	106.00
127		ADAM	537.00	537.00
128		KANDHKOT	5803.00	5803.00
129		KINZA	74.00	74.00
130		MAZRANI	137.00	137.00
		SUB TOTAL	6657.00	6657.00
131	PEL	BADAR	370.61	370.61
132		BLOCK-22	241.35	241.35
		SUB TOTAL	611.96	611.96
133	HYCARBEX	HASEEB	0.00	0.00
		SUB TOTAL	0.00	0.00
134	POGC	REHMAN	287.75	287.75
		SUB TOTAL	287.75	287.75
135	OMV MAURICE	SAQIB	0.00	0.00
136		MEHAR	741.99	741.99
		SUB TOTAL	741.99	741.99
		TOTAL	86179.69	86179.69
	K.P.K			
1	OGDCL	CHANDA	95.74	95.74
2		NASHPA	2579.36	2579.36
3		MELA	327.39	327.39
		SUB TOTAL	3002.49	3002.49
4	MOL	MAKORI	27.90	27.90
5		MAKORI EAST	2254.21	2254.21
6		MAMIKHEL	973.80	973.80
7		MANZALAI	1951.11	1951.11
8		MARAMZAI	3050.07	3050.07
		SUB TOTAL	8257.09	8257.09
		TOTAL	11259.58	11259.58
	BALOCHISTAN			
1	OGDCL	LOTI	568.89	568.89
2		PIRKOH	410.35	410.35
3		UCH	12377.80	12377.80
		SUB TOTAL	13357.04	13357.04
4	MPCL	ZARGHUM SOUTH	437.14	437.14
		SUB TOTAL	437.14	437.14
5	PPL	SUI	13328.00	13328.00
		SUB TOTAL	13328.00	13328.00
		TOTAL	27122.18	27122.18
		GRAND TOTAL	129017.48	129017.48

3.3 Company wise Production of Crude Oil and Natural Gas for the month of July, 2015

Name of Company	Crude Oil (US Barrel)	Number of Oil Fields	% Share in Total Production	Natural Gas (MCFt)	Number of Gas Fields	% Share in Total Production
OGDCL	1286791	40	47.1	36002.39	34	27.9
PPL	193377	6	7.1	21250	7	16.5
MPCL	68097	6	2.5	20449.94	6	15.9
UEPL	436492	66	16.0	14114.05	87	10.9
OMV	3595	2	0.1	8424.00	4	6.5
BHP	20467	1	0.7	4219.96	1	3.3
Eni(Pak)	12234	3	0.4	13477.32	3	10.4
OMV Maurice	45444	1	1.7	741.99	1	0.6
OPL	21902	2	0.8	379.40	2	0.3
POL	50294	8	1.8	385.93	6	0.3
Dewan	2886	1	0.1	415.69	1	0.3
MOL	588885	5	21.6	8257.09	5	6.4
Hycarbex	-	-	-	-	-	0.0
POGC	-	-	-	287.75	1	0.2
PEL	-	-	-	611.96	2	0.5
Total	2730464	141	100.0	129017.47	160	100.0

3.4 Province wise Production of Crude Oil and Natural Gas for the month of July,2015

Province	Crude Oil (US Barrel)	Number of Oil Fields	% Share in Total Production	Natural Gas (MCFt)	Number of Gas Fields	% Share in Total Production
Punjab	440495	25	16.1	4456.03	22	3.5
Sindh	966543	105	35.4	86179.68	125	66.8
KPK	1320645	8	48.4	11259.58	8	8.7
Balochistan	2781	3	0.1	27122.18	5	21.0
Total	2730464	141	100.0	129017.47	160	100.0

Source: Directorate General of Petroleum concession
M/O Petroleum & Natural Resources Islamabad.

3.5 Production Of Crude Oil, Natural Gas And Electricity

Year / Month	Crude Oil (000 Barrels)	Natural Gas (MCFT)	Total (Elec. Gen. Mn.Kwh)	Hydel	Thermal	Nuclear	
2009-10	23706	1482846	94222	27927	63504	2791	
2010-11	24041	1471590	86873	31781	52376	2716	
2011-12	24573	1558960	67272	28431	53571	5270	
2012-13	27841	1505839	86190	29687	51950	4553	
2013-14	31585	149368	101524	31698	64924	4902	
2014-15	34490	1465758	100318	32286	62415	5617	
2014	Jul	2965	128833	11040	3807	6813	420
	Aug	2947	126806	10881	4196	6174	511
	Sep	2770	119621	9472	3505	5474	493
	Oct	2929	118396	8730	3187	5241	302
	Nov	2971	121618	7142	2882	3761	499
	Dec	3017	125043	6823	1894	4484	445
2015	Jan	2952	125583	5969	804	4762	403
	Feb	2674	109684	6229	1935	3815	479
	Mar	2945	123283	6765	1336	4895	534
	Apr	2839	119037	7242	1457	5277	508
	May	2799	125035	9680	3347	5799	534
	Jun	2682	122819	10345	3937	5920	488
	Jul	2730	129017	11278	4497	6272	508

*= Provisional

Source i) Directorate General of Petroleum concession
M/O Petroleum & Natural Resources Islamabad
ii) Electricity Generating Establishments

3.6 Mineral Production

(Thousand Tonnes)

Year / Month	Marble	Arg Clay	Silica Sand	Gypsum	Lime Stone	Ordinary Stone(MT)	Rock Salt	Coal	Copper (MT)	Copper Blister (MT)	
2009-10	1065	4304	411	854	37137	6715	1944	3536	-	18121	
2010-11	1133	4484	301	885	32021	6685	1954	3292	-	15672	
2011-12	1751	4562	270	1260	35016	6540	2136	3179	-	17931	
2012-13	2360	4513	356	1250	38932	4890	2160	2813	-	12285	
2013-14	2591	4935	268	1322	36460	2895	2220	3291r	430	8933	
2014-15	2490	5097	269	1417	39671	2155	2136	3347	149	4376	
2014	Jul	119	229	17	143	3001	260	195	204	5	2226r
	Aug	170	297	11	113	2795	260	142	194	5	2150r
	Sep	227	480	12	141	3042	200	202	302	87	-
	Oct	181	487	15	103	3302	260	144	203	-	-
	Nov	255	536	21	113	3546	205	196	326	-	-
	Dec	205	326	28	112	3198	160	214	353	-	-
2015	Jan	120	283	27	105	3172	150	208	323	52	-
	Feb	111	330	39	118	3157	160	139	295	-	-
	Mar	295	633	27	86	3479	150	119	296	-	-
	Apr	314	507	20	117	3793	150	151	301	-	-
	May	284	564	24	148	3734	200	202	306	-	-
	Jun	209	425	28	118	3452	-	224	244	-	-
	Jul	239*	300	15	89	2768*	-	179	178*	-	-

* = Provisional
r = Revised

Source: Provincial Directorates of Mines & Minerals Punjab, Sindh, KPK, Balochistan & FATA.

3.6 Mineral Production

(Tonnes)

Year / Month	Iron ore	Bauxite	Barytes	Bentonite	Celestite	China Clay	Chalk	Chromite	Dolomite	Laterite	
2009-10	447541	9031	57166	34596	160	22769	2939	257148	130408	181046	
2010-11	329100	9033	31836	30840	-	16055	1100	148034	240111	298994	
2011-12	384893	30223	48510	16520	-	21555	2749	179203	198392	293625	
2012-13	408604	25288	118471	26077	-	22917	810	136443	335819	328067	
2013-14	192749	31156	132379	40650	-	16191	1005	83447	673042	380166	
2014-15	328702	24689	118568	22703	-	18956	515	95039	223117	392347	
2014	Jul	35518	1303	2226	2208	-	772	-	9205	75120	27199
	Aug	25058	636	50	2648	-	911	-	7064	8567	55673
	Sep	38635	539	29354	3204	-	863	200	8743	12521	28785
	Oct	24070	4671	11636	3523	-	660	100	5528	13128	24774
	Nov	28090	3367	800	1615	-	2590	109	6339	38426	24467
	Dec	22057	1060	22583	1585	-	973	106	3481	26521	36880
2015	Jan	37690	2603	28134	1437	-	2348	-	10768	6882	26340
	Feb	32358	1930	9784	1286	-	3088	-	6585	7289	27368
	Mar	26611	2605	3840	1753	-	773	-	8969	7660	30460
	Apr	22979	2362	3765	1799	-	1518	-	9377	8215	38430
	May	18785	1826	3456	1132	-	2435	-	10987	10570	41134
	Jun	16851	1787	2940	513	-	2025	0	7993	8218	30837
	Jul	22490*	1185	2186*	1046	-	565	40	7739*	29087*	26380

*= Provisional
r= Revised

Source: Provincial Directorates of Mines & Minerals Punjab,
Sindh, KPK, Balochistan & FATA.

3.6 Mineral Production

Year / Month	Feldspar	Fire Clay	Flourite	Fullers Earth	Magnesite	Magnese	Ocher	Ord Sand/Bajri Sand	Soap Stone	Sulphur
2009-10	54198	329055	290	11219	5159	1655	55352	-	53991	26641
2010-11	23254	274042	3156	4180	4908	785	36078	-	47561	27645
2011-12	53235	408187	6859	6906	5444	345	42107	-	55515	25560
2012-13	38218	454645	13344	4259	6705	290	37769	2141	93214	20610
2013-14	81858	458037	7500	6397	3725	3945	32634	3500	72234	35672
2014-15	38568	405565	5962	11329	4431	4790	33909	2490	100724	19730
2014 Jul	3834	36148	537	1966	224	-	2036	-	11214	3125
Aug	3048	23310	648	2326	210	400	403	-	7955	3018
Sep	2348	32292	809	442	266	780	402	-	7552	1723
Oct	6092	29342	443	311	1024	320	3424	-	4974	81
Nov	4199	36603	742	491	1059	380	2843	1745	9819	251
Dec	1692	31665	545	675	160	950	2482	745	8091	2137
2015 Jan	3254	30851	805	767	240	680	2938	-	6899	2265
Feb	2500	33344	652	821	256	300	5985	-	8592	2157
Mar	1159	27704	98	897	320	200	3143	-	3917	2356
Apr	2680	41274	275	968	272	320	5173	-	12140	2200
May	2492	42765	234	857	96	340	3891	-	12158	148
Jun	5270	40267	174	808	304	120	1189	-	7413	269
Jul	12552	25679	127*	253	-	64	1058	-	9682	1071

* = Provisional

Source: Provincial Directorates of Mines & Minerals Punjab, Sindh, KPK, Balochistan & FATA.

4. HEALTH

4.1(a) Monthly Immunization Coverage Number of doses administered (0-11 months)children during 2015

Month(s)	BCG	OPV-0	OPV-1	OPV-2	OPV-3
Jan	492,088	399,360	497,739	462,067	450,975
Feb	310,388	351,434	482,887	448,436	438,317
Mar	494,778	397,446	492,141	463,689	448,364
Apr	517,809	383,349	500,987	481,867	472,835
May	478,750	367,367	467,061	463,536	463,257
Jun	470,756	378,665	446,123	433,321	441,343
Jul	440,796	373,860	417,095	398,680	400,440
Aug					
Sep					
Oct					
Nov					
Dec					
Total	3,205,365	2,651,481	3,304,033	3,151,596	3,115,531

Contd.

4.1(a) Monthly Immunization Coverage
Number of doses administered (0-11 months)children during 2015

Month(s)	Pentava- lent-1	Pentava- lent-2	Pentava- lent-3	Pneumo-1	Pneumo-2	Pneumo-3	Measles-1
Jan	496,658	461,981	450,849	483,497	450,312	439,866	403,269
Feb	482,851	448,352	437,700	473,429	439,296	429,179	316,723
Mar	491,239	463,038	448,222	482,756	457,041	444,869	448,543
Apr	501,055	481,805	472,995	491,429	564,851	466,485	469,804
May	467,037	458,121	463,135	458,300	456,213	455,728	472,514
Jun	445,159	433,285	441,350	439,487	423,929	432,900	456,675
Jul	417,313	398,894	400,758	411,732	392,864	392,641	409,895
Aug							
Sep							
Oct							
Nov							
Dec							
Total	3,301,312	3,145,476	3,115,009	3,240,630	3,184,506	3,061,668	2,977,423

Source : National Institute of Health, Islamabad.

4.1(b) Monthly Immunization Coverage
Number of doses administered (12-23 Months) children during 2015

Month	BCG	OPV-1	OPV-2	OPV-3	Pentava- lent-1	Pentava- lent-2	Pentava- lent-3	Pneumo-1	Pneumo- 2	Pneumo- 3	Measles- 2
Jan	1,152	933	824	709	1,786	790	673	345	265	234	340,590
Feb	578	1,726	999	833	1,726	999	833	263	172	195	253,539
Mar	2,212	1,148	899	872	1,146	899	785	54	49	33	388,593
Apr	3,097	1,176	899	783	1,176	899	783	1171	887	764	379,337
May	1,554	566	477	497	566	477	450	214	28	42	377,890
Jun	530	373	404	248	1,360	396	256	33	32	24	350,108
Jul	718	277	335	318	277	335	318	15	10	3	322,752
Aug											
Sep											
Oct											
Nov											
Dec											
Total	9,841	6,199	4,837	4,260	8,037	4,795	4,098	2,095	1,443	1,295	2,412,809

OPV = Oral Polio Vaccine

4.1(c) Monthly Immunization Coverage
Number of TT doses administered to women during 2015

MONTH	Pregnant Women					Childbearing age women				
	TT1	TT2	TT3	TT4	TT5	TT1	TT2	TT3	TT4	TT5
Jan	348,520	248,486	25,180	6,731	3,945	26,610	20,013	13,693	4,122	2,028
Feb	350,683	275,745	27,661	7,704	4,601	31,755	21,598	13,373	4,218	2,038
Mar	376,362	307,591	28,381	7,924	5,444	31,565	22,615	12,969	4,213	2,150
Apr	420,407	333,154	38,518	10,385	6,053	39,674	24,282	13,419	5,072	2,797
May	409,715	340,916	37,132	10,240	5,287	56,908	38,891	27,053	7,369	2,787
Jun	385,903	329,698	32,296	9,277	5,016	61,713	46,771	12,926	4,597	2,657
Jul	350,183	308,286	27,841	8,342	4,336	56,523	40,956	9,865	3,208	1,888
Aug										
Sep										
Oct										
Nov										
Dec										
Total	2,641,773	2,143,876	217,009	60,603	34,682	304,748	215,126	103,298	32,799	16,345

TT = Tetanus Toxioid

Source : National Institute of Health, Islamabad

4.2 Monthly Report on HIV Treatment Centres May, 2015

S. No	Centre Name	Male		Female		Children		Transgender		Total	Total on ART
		Total	On ART	Total	On ART	Total	On ART	Total	On ART		
Federal											
1	PIMS, Islamabad	1740	770	329	180	35	15	5	4	2109	969
Punjab											
2	Mayo Hospital, Lahore	443	192	59	37	6	1	95	3	603	233
3	Services Hospital, Lahore	265	170	91	70	32	8	1	1	389	249
4	Peaditric Unit, Services Hospital, Lahore	0	0	0	0	215	120	0	0	215	120
5	Shaukat Khanum Hospital, Lahore	228	212	167	145	16	1	0	0	411	358
6	Jinnah Hospital, Lahore	856	443	228	138	0	0	33	17	1117	598
7	DHQ Hospital, Sargodha	402	136	44	20	8	2	0	0	454	158
8	DHQ Hospital, D.G Khan	926	643	240	160	26	7	4	3	1196	813
9	Allied Hospital, Faisalabad	635	451	53	42	0	0	0	0	688	493
10	Aziz Bhatti Hospital, Gujrat	491	311	257	195	0	0	0	0	748	506
Sindh											
11	Civil Hospital, Karachi	2697	985	247	161	27	0	40	12	3011	1158
12	Peaditric Unit, Civil Hospital, Karachi	0	0	0	0	48	24	0	0	48	24
13	Indus Hospital, Karachi	330	174	78	41	0	0	0	0	408	215
14	Aga Khan Hospital, Karachi	0	0	0	0	31	25	0	0	31	25
15	Chandka Medical College Hospital, Larkana	689	374	140	93	16	4	0	0	845	471
Khyber Pakhtunkhwa											
16	Hayatabad Medical Complex, Peshawar	1270	929	408	308	73	0	0	0	1751	1237
17	KDA Hospital, Kohat	177	120	87	65	15	10	0	0	279	195
Balochistan											
18	Bolan Medical Complex, Quetta	240	129	44	32	17	8	0	0	301	169
Total		11389	6039	2472	1687	565	225	178	40	14604	7991

Source:- National Aids Control Programme, NIH, Islamabad.

4.3(a) Register Veterinary Medical Practitioner With PVMC- 2015

RVMP Registration for the year of 2015	Male	Female	D.V.M	M.Sc	M.Phil	Ph.D	Total
Jan	185	17	202	Nil	Nil	Nil	202
Feb	311	6	317	Nil	Nil	Nil	317
Mar	59	5	64	Nil	Nil	Nil	64
Apr	101	5	106	Nil	Nil	Nil	106
May	72	6	77	1	Nil	Nil	78
Jun	34	3	35	Nil	Nil	2	37
Jul	96	12	106	2	Nil	Nil	108
Aug							
Sep							
Oct							
Nov							
Dec							
Total	858	54	907	3	Nil	2	912

Total RVMP Registered since 1st January 2015 to 31st July 2015=912
 Total RVMP Registered since 30th May 2000 to 31st July 2015= 9723

Source:- Pakistan Veterinary Medical Council, Islamabad.

4.3(b) Registered Animal Husbandry Graduate With PVMC- 2015

RVMP Registration for the year of 2015	Male	Female	B.Sc. (Hons) A.H	M.Sc.	Ph.D	Total
Jan	Nil	Nil	Nil	Nil	Nil	Nil
Feb	2	Nil	1	1	Nil	2
Mar	Nil	Nil	Nil	Nil	Nil	Nil
Apr	2	Nil	1	1	Nil	2
May	Nil	Nil	Nil	Nil	Nil	Nil
Jun	1		1	Nil	Nil	1
Jul	Nil	Nil	Nil	Nil	Nil	Nil
Aug						
Sep						
Oct						
Nov						
Dec						
Total	5	Nil	3	2	Nil	5

Total RAHG Registered since 1st January 2015 to 31st July 2015=05
 Total RAHG Registered since 30th May 2000 31st July 2015= 480

Source:- Pakistan Veterinary Medical Council, Islamabad.

4.4 Tuberculosis Report (FTI) (Apr - Jun, 2015)

Provinces/Regions	TB Cases NSS+	CDR SS+**	TB All Types			CDR Total	% Treatment Success Rate* (TSR)
			Male	Female	Total		
Punjab	23075	66	29076	29052	58128	88	NA
Sindh	7854	50	8376	7941	16317	55	NA
K.P.K	4250	48	5872	6418	12290	73	NA
Balochistan	1012	29	960	1283	2243	34	NA
F.A.T.A	393	25	492	596	1088	37	NA
Gilgit Baltistan	61	14	191	323	514	61	NA
AJK	573	36	734	903	1637	55	NA
ICT	117	28	240	236	476	61	NA
Pakistan	37335	56	45941	46752	92693	70	NA

CDR : Case Deduction Rate
SS+ Sputum Smear Positive

* Available One Year Lag

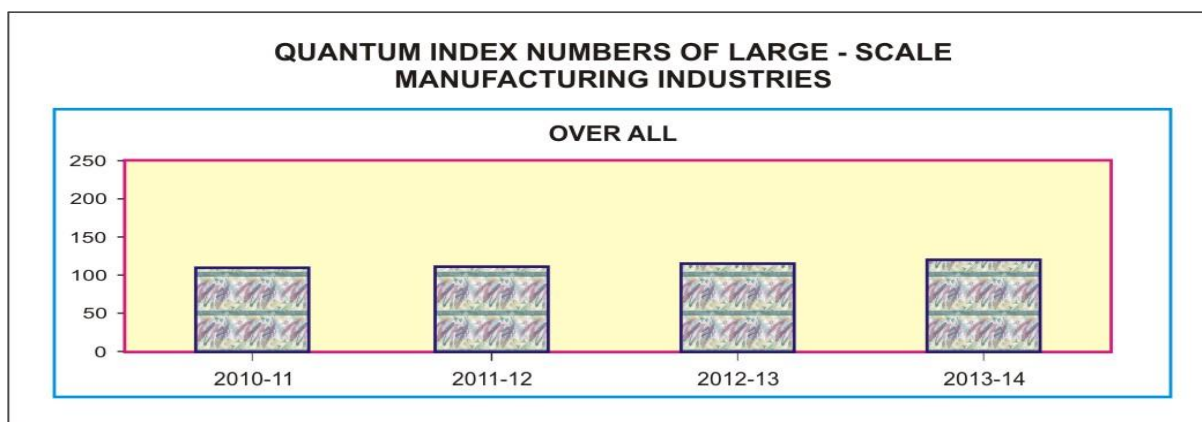
** Based on revised WHO estimates.

Source: National TB Control Programme NIH, Islamabad.

5. MANUFACTURING

5.1 Quantum Index Numbers of Large-Scale Manufacturing Industries

Year/month	Manufacturing (Over all)	Selected Items						
		Vegetable Ghee	Tea Blended	Cigarettes	Cotton Yarn	Cotton Cloth	Jute Goods	Paper & Board
(2005-06=100)								
2010-11	111.14	94.81	103.43	101.97	115.43	112.89	89.16	95.79
2011-12	112.44	95.76	118.91	96.60	116.03	113.23	90.03	116.64
2012-13	117.04	98.88	141.83	105.05	118.51	113.86	98.39	135.35
2013-14	121.66	102.52	160.93	100.54	120.40	114.64	97.34	150.24
2014 Jul	110.78	103.48	171.74	81.18	132.14	115.05	81.22	172.90
Aug	113.54	102.39	177.06	84.83	131.77	114.71	85.23	185.03
Sep	116.75	108.73	184.98	90.31	130.82	114.45	93.31	183.60
Oct	114.92	100.50	179.13	85.26	130.78	114.18	83.25	173.71
Nov	115.48	105.19	190.04	83.56	131.34	114.32	90.43	157.88
Dec	135.10	102.91	212.06	92.69	112.54	114.31	96.70	114.00
2015 Jan	142.42	98.48	214.91	119.84	131.40	115.05	99.84	90.27
Feb	141.61	98.71	194.57	111.04	131.53	114.25	95.59	107.89
Mar	145.28	99.51	199.09	126.72	132.47	114.98	97.41	122.90
Apr	133.93	102.74	149.83	138.60	132.71	115.05	94.87	144.23
May	127.22	105.70	163.04	127.58	132.97	115.25	86.37	137.11
Jun	122.60	109.36	161.49	30.87	133.06	114.98	79.67	141.28
Jul	116.61	103.41	184.87	61.44	133.73	115.55	60.46	82.26



5.1 Quantum Index Numbers of Large-Scale Manufacturing Industries

Year/month	Selected Items				
	Cement	Auto Mobile	Fertilizers		
			Nit Fertilizer	Phos Fertilizer	Total
(2005-2006=100)					
2011-12	159.22	107.31	121.21	93.91	96.37
2012-13	167.29	93.54	133.94	88.40	92.49
2013-14	169.24	91.15	137.52	104.81	107.75
2014-15	173.37	112.59	150.60	108.91	112.61
2014 Jul	133.16	75.49	107.43	147.60	111.04
Aug	157.40	99.89	112.84	155.77	116.70
Sep	184.49	116.74	103.18	156.67	108.00
Oct	167.16	99.94	111.65	158.41	115.86
Nov	182.81	100.99	111.26	151.26	114.86
Dec	180.22	94.92	108.88	163.94	113.83
2015 Jan	168.97	113.89	106.65	80.65	104.31
Feb	168.20	108.30	94.26	106.71	95.38
Mar	173.76	136.06	109.29	159.16	113.78
Apr	189.66	138.45	111.63	165.89	116.51
May	187.91	136.57	108.77	183.03	115.45
jun	186.49	129.48	121.11	178.15	126.24
jul	136.91	115.21	128.20	173.22	132.25

Contd.

5.2 Production of Manufacturing Items

Year/month	Vegetable Ghee (i)		Sugar (i)		Tea Blended (ii)	
	No. of reporting factories	Production (Tonnes)	No. of reporting factories	Production (Tonnes)	No. of reporting factories	Production (Tonnes)

(2005-06=100)

2011-12	87	1102861	78	4634093	5	75628
2012-13	87	1138754	78	5073501	5	90201
2013-14	87	1185215	78	5582353	5	101758
2014-15	87	1178998	78	5149776	5	117270
2014 Jul	87	97996	78	0	5	8816
Aug	87	90903	78	0	5	9384
Sep	87	104846	78	0	5	9957
Oct	87	96000	78	0	5	9767
Nov	87	100776	78	11620	5	10533
Dec	87	98761	78	1066293	5	11239
2015 Jan	87	94510	78	1330881	5	11390
Feb	87	94729	78	1329408	5	10394
Mar	87	95498	78	1074206	5	10649
Apr	87	98599	78	312672	5	7941
May	87	101438	78	24696	5	8641
Jun	87	104948	78	0	5	8559
Jul	87	99149	78	0	5	9798

 Contd.

5.2 Production of Manufacturing Items

Year/month	Beverages (iii) *		Cigarettes (ii)	
	No. of reporting factories	Production (000 litres)	No. of reporting factories	Production (Million Nos.)
2011-12	...	1812430	14	61954
2012-13	...	2077729	14	67377
2013-14	...	2550693	14	64482
2014-15		2952978	14	62667
2014 Jul	...	312174	14	4339
Aug	...	260871	14	4534
Sep	...	254781	14	4827
Oct	...	255820	14	4557
Nov	...	200777	14	4466
Dec	...	163474	14	4954
2015 Jan	...	159905	14	6405
Feb		204038	14	5915
Mar		228860	14	6773
Apr		298195	14	7408
May		317731	14	6819
Jun		297302	14	1650
Jul		338545	14	3284

*** Not available

* In the new base 2005-06 Beverages has been replaced by soft drinks, juices, syrups and squashes and liquors.

(ii) Provincial Bureaus of Statistics.
(iii) Central Board of Revenue.

Contd.

5.2 Production of Manufacturing Items

Year/ month	No. of reporting factories	Cotton Textiles (Mills sector)													
		Capacity installed			Capacity worked				Spindle hours worked (Mn. No.)	Looms hours worked (Mn.No.)	Rotors hours worked (Mn.No.)	Consumption of Raw Cotton (Tonnes)	Total Yarn Produ- ction (Tonnes)	Surplus Yarn (Tonnes)	Total Prod- uction of Cloth(000) (Sq.m)
		No. of Spindles (000)	No. of Looms (000)	No. of Rotors (000)	No. of Spindles (000)	No. of Looms (000)	No. of Rotors (000)								
2007-08	427	11834	8	203	9960	4	124	76400	21	512	3159170	2809383	2700283	1016390	
2008-09	369	10514	9	153	9406	4	71	75408	24	485	2638235	2274347	2327217	1019183	
2009-10	439	11392	7	195	10632	5	140	6221	2	40	3372364	2880970	2768071	1004587	
2010-11	433	11421	7	195	10757	5	143	6903	2	40	3405727	2956972	1006567	1029672	
2011-12	--	10994	7	161	9885	--	100	--	--	--	--	--	--	--	
2012 Jan	373	10994	7	161	9963	5	103	6498	2	40	231500	201000	82283	85250	
Feb	373	10994	7	161	9925	5	103	6300	2	40	230575	200500	88197	85000	
Mar	373	10994	7	161	9887	5	103	6382	2	40	231380	201200	88304	85350	
Apr	373	10994	7	161	9906	5	104	6400	2	41	228850	199000	89483	85050	
May	373	10994	7	161	9806	5	104	6491	2	41	222080	198000	89766	84500	
Jun	373	10994	7	161	9893	5	103	6401	2	40	223070	198200	88626	84200	
Jul	373	10994	7	161	9906	5	104	6301	2	42	236841	217900	82358	85520	
Aug	373	10994	7	161	9893	5	104	6398	2	41	236640	218263	81553	85500	
Sep	373	10994	7	161	9809	5	104	6400	2	40	238548	156904	81600	85600	
Oct	373	10994	7	161	9893	5	109	6491	2	41	238290	219111	85590	85750	
Nov	373	10994	7	161	9886	5	111	6401	2	40	237899	218935	83431	85500	
Dec	373	10995	8	171	9892	5	120	6491	2	41	238456	219669	82792	85458	

Contd.

5.2 Production of Manufacturing Items

Year / month	Cotton Cloth (Mills Sector) (Thousand square metres)															Grand Total
	Fine					Medium					Coarse					
	Grey	Blea- ched	Dyed & Printed	Blen-ded	Total	Grey	Blea- ched	Dyed & Printed	Blended	Total	Grey	Blea- ched	Dyed & Printed	Blended	Total	
2007-08	318397	17800	80925	41347	458469	97785	38207	212153	6803	354948	130590	18053	47859	6588	193090	1006507
2008-09	323350	20706	80446	42402	466904	101250	38695	204411	6839	351195	130882	17981	45775	6946	201584	1019683
2009-10	323595	31995	61290	44402	451282	101895	39541	204656	7839	353931	131728	18826	46620	7200	204374	1009587
2010-11	324931	23331	62626	45202	491745	103231	40877	205992	8239	351655	133064	20162	47956	7228	186272	1029672
2011-12	28205	2966	6454	4228	431006	9729	3341	14382	580	343794	19832	822	7292	686	183902	1018702
2012 Jan	--	--	--	--	40810	--	--	--	--	28843	--	--	--	--	15597	85250
Feb	--	--	--	--	40710	--	--	--	--	28768	--	--	--	--	15522	85000
Mar	--	--	--	--	10860	--	--	--	--	28868	--	--	--	--	15622	85350
Apr	--	--	--	--	40760	--	--	--	--	28768	--	--	--	--	15522	85050
May	--	--	--	--	40510	--	--	--	--	28618	--	--	--	--	15372	84500
Jun	28205	2966	6454	4228	41853	9729	3341	14382	580	28032	9916	411	3646	343	14316	84201
Jul	--	--	--	--	40920	--	--	--	--	28923	--	--	--	--	15677	85520
Aug	--	--	--	--	40710	--	--	--	--	28768	--	--	--	--	15522	85000
Sep	--	--	--	--	40895	--	--	--	--	29475	--	--	--	--	12530	85600
Oct	--	--	--	--	40926	--	--	--	--	28985	--	--	--	--	15839	85750
Nov	--	--	--	--	40910	--	--	--	--	28918	--	--	--	--	15672	85500
Dec	--	--	--	--	43110	--	--	--	--	28032	--	--	--	--	14316	85458

Source: Textile Commissioner's Organization.

Contd.

5.2 Production of Manufacturing Items

Year / month	No. of reporting factories	Jute Textiles									Raw Jute consumed (Bales)
		Capacity installed		Capacity worked		Production (Tonnes)					
		No. of Spindles	No. of Looms	No. of Spindles	No. of Looms	Total	Hessian	Sacking	Others		
(2005-2006=100)											
2011-12	94087	15960	67138	10989	...	
2012-13	102820	12748	77188	12884	...	
2013-14	101722	15142	71339	15241	...	
2014-15						94392	13126	64840	16426		
2014 Jul	10	36392	1755	23476	1021	7073	968	4883	1222	...	
Aug	10	36392	1755	23476	1021	7422	1044	5200	1178	...	
Sep	10	36392	1755	23476	1021	7422	1043	5619	1464	...	
Oct	10	36392	1755	23476	1021	7422	871	4697	1682	...	
Nov	10	36392	1755	23476	1021	7875	1111	5259	1505	...	
Dec	10	36392	1755	23476	1021	8421	1337	5689	1395	...	
2015 Jan	10	36392	1755	23476	1021	8695	1314	5848	1533	...	
Feb	10	36392	1755	23476	1021	8325	1206	5855	1264	...	
Mar	10	36392	1755	23476	1021	8483	1210	5789	1484	...	
Apr	10	36392	1755	23476	1021	8262	943	5907	1412	...	
May	10	36392	1755	23476	1021	7522	890	5432	1200	...	
jun	10	36392	1755	23476	1021	6938	1189	4662	1087	...	
jul	10	36392	1755	23476	1021	5265	1051	3356	858	...	

Contd.

5.2 Production of Manufacturing Items

Year/month	Paper		Paper Board	
	No. of reporting factories	Production (Tonnes)	No. of reporting factories	Production (Tonnes)
2011-12	19	246342	26	283025
2012-13	19	232361	26	381938
2013-14	19	218655	26	465845
2014-15	19	203994	26	415657
2014 Jul	19	16086	26	45150
Aug	19	18420	26	44115
Sep	19	19174	26	39577
Oct	19	19979	26	39341
Nov	19	15174	26	42992
Dec	19	13933	26	27178
2015 Jan	19	14437	26	21522
Feb	19	10564	26	25723
Mar	19	22031	26	29300
Apr	19	14826	26	34387
May	19	15743	26	32688
Jun	19	17621	26	33684
Jul	19	13993	26	19612

 Contd.

5.2 Production of Manufacturing Items

Year / month	Chemicals (Tonnes)				
	No. of reporting factories	Soda Ash (i)	Caustic Soda (i)	Sulphuric Acid (ii)	Chlorine Gas (ii)
(2005-2006=100)					
2011-12	12	370743	179097	100403	15770
2012-13	12	366238	182869	89431	15495
2013-14	12	409148	167465	85348	14960
2014-15	12	437106	183952	76229	17355
2014 Jul	12	37942	14146	6491	1085
Aug	12	37680	15203	6143	1099
Sep	12	37030	15033	5484	1256
Oct	12	37988	16281	7836	1411
Nov	12	36978	14715	4792	1318
Dec	12	36446	12184	8912	1354
2015 Jan	12	32396	11385	3507	3143
Feb	12	29797	12713	3217	1386
Mar	12	39366	17633	4094	1392
Apr	12	38229	19809	4945	1237
May	12	37384	19362	5453	1337
jun	12	35870	17796	7135	1337
jul	12	38794	21353	6851	1243

Contd.

5.2 Production of Manufacturing Items

Year/ month	Chemical Fertilizers (Tonnes) (i)						Paints & Varnishes Solid(iii)		Paints & Varnishes Liquid (iii)	
	No. of reporting factories	Urea	Super Phosphate	Ammonium Nitrate	Nitro Phosphate	DI.Amm. Phosphate	No. of reporting factories	Production (Tonnes)	No. of reporting factories	Production (000 Ltrs.)

(2005-2006=100)

2011-12	11	4470662	114727	432290	337624	622649	102	23026	169	38371
2012-13	11	4215088	79304	401270	291922	729917	102	28048	169	40528
2013-14	11	4930283	87754	519104	447168	693142	102	36714	169	43908
2014-15	11	5673083	67583	569182	501901	754857	102	48631	169	54028
2014 Jul	11	428831	6384	36104	33064	65480	102	3618	169	3705
Aug	11	451284	6050	35857	34109	69156	102	3476	169	4391
Sep	11	406817	5829	35302	34704	67786	102	3441	169	4705
Oct	11	438275	5136	43575	37856	68333	102	3598	169	4656
Nov	11	431597	8410	48085	42390	61576	102	3348	169	4516
Dec	11	429939	9040	40666	33517	71846	102	3153	169	4345
2015 Jan	11	420147	3900	40475	35873	26818	102	3771	169	4481
Feb	11	368407	930	39387	32009	43511	102	4082	169	4308
Mar	11	430642	1580	42453	34228	71277	102	4655	169	4614
Apr	11	418000	1213	64587	55520	67473	102	5094	169	4723
May	11	395415	7208	74246	65555	71840	102	4862	169	4925
jun	11	453729	7903	68445	63076	69757	102	5332	169	4944
jul	11	496092	4792	55730	56682	71024	102	4826	169	4616

Source: (i) M/o. Industries & Production.
(ii) Provincial Bureau of Statistics.

Contd.

5.2 Production of Manufacturing Items

Year/ Month	No. of Reporting Refineries	Petroleum Products (000 Ltrs.)											
		Jet Fuel	Kerosene	Motor Spirit	High Speed Diesel	Diesel Oil N.O.S.	Furnace Oil	Lubri- cating Oil	Jute Batching Oil	Solvent- Neptha	L.P.G.	Petroleum Products N.O.S.	Total Petroleum Products

(2005-2006=100)

2011-12	4	890346	156877	1687118	3828574	30230	2282991	234177	3526	923630	341611	264025	10643104
2012-13	4	936028	179871	2056737	4583975	40041	2777820	224823	3489	898671	420457	272492	12394404
2013-14	4	995514	175699	2171499	5088237	60893	3041178	224608	2789	1008195	380597	279584	13428792
2014-15	4	1032079	218450	2195500	5327291	56827	3121192	209475	2666	1382571	382403	296135	1422589
2014 Jul	4	85311	18476	192238	44613	3302	262222	18337	175	104137	33593	21029	1183432
Aug	4	82883	19495	194583	461936	5138	271741	15888	144	115022	29474	19408	1215713
Sep	4	88639	17798	171140	428590	6281	255335	19588	255	111049	29388	22454	1150517
Oct	4	93151	18413	199730	462418	4630	278893	18668	44	106915	33054	15504	1231419
Nov	4	71490	21984	176376	392897	5420	218812	18728	325	96114	30545	24284	1056976
Dec	4	86471	17248	163166	371841	4984	214426	16339	207	100578	28576	22636	1026471
2015 Jan	4	75438	13303	179911	424553	3047	257822	13546	196	111543	32202	20723	1132284
Feb	4	74965	13931	162833	400250	3146	246058	13062	293	95310	30355	21258	1061461
Mar	4	106019	16010	190592	446868	5992	283817	15864	219	130218	33547	30251	1259397
Apr		89118	21748	186913	501255	5770	277082	20076	267	143880	33687	33912	1313709
May		91225	21471	192192	502998	5580	281958	20020	287	132841	35058	31700	1315330
jun		87368	18573	185827	489073	3535	273027	19360	255	134963	32924	32977	1277882
jul		79807	23758	189988	461112	6744	271578	20683	125	108261	28356	23816	1214228

Contd.

5.2 Production of Manufacturing Items

Year/month	Manufacture/Assembly of Automobiles (Nos.) (i)							Bicycles (ii)	
	Cars	Jeeps (4x4)	Light commercial vehicles	Trucks	Buses	Motor Cycles	Tractors	No. of reporting factories	Production (Nos.)
(2005-2006=100)									
2011-12	154255	451	20929	2597	568	1649532	48152	5	262096
2012-13	120332	1475	14517	1923	522	1675071	50871	5	232979
2013-14	116281	1217	17477	2674	559	1728137	34524	5	203669
2014-15	152524	1109	28189	4039	575	1777251	48883	5	210931
2014 Jul	7056	70	1257	216	45	140128	2062	5	12226
Aug	11171	120	1441	374	51	140545	3204	5	18178
Sep	12464	143	1671	430	49	145518	6630	5	20949
Oct	11155	117	1476	246	26	148463	3721	5	21064
Nov	10392	96	1351	227	60	146555	4951	5	20490
Dec	10252	105	1563	272	70	134230	3575	5	14723
2015 Jan	13971	64	2082	333	37	145752	3152	5	15089
Feb	11980	75	2589	269	36	142267	4512	5	14840
Mar	16826	78	4091	414	36	147736	3956	5	17881
Apr	16378	87	3674	372	65	153202		5	18173
May	15783	107	3599	541	60	163585	4141	5	19990
jun	15096	47	3395	345	40	171176	3551	5	
jul	12994	82	3070	323	62	157800	2721	5	2014

Contd.

5.2 Production of Manufacturing Items

Year/month	Steel Products (Tonnes) (i)					
	Coke	Pig iron	Billets	H.R. sheets/ strips/plates/ coils	C.R. sheets/ strips/plates/ coils	Galvanized sheets
(2005-2006=100)						
2011-12	192876	249135	1403	180087	25910	0
2012-13	203359	201489	0	14969	2383	0
2013-14	31924	89433	567	57114	4131	0
2014-15	275777	265478	4461	127028	2848	0
2014 Jul	15930	10398	36	7675	0	0
Aug	14345	14191	0	9269	1427	0
Sep	23090	25486	1113	17876	0	0
Oct	17977	3333	76	620	0	0
Nov	15880	20842	0	11791	0	0
Dec	26169	29960	493	20388	0	0
2015 Jan	29979	26756	911	3846	0	0
Feb	14450	20455	768	10937	1421	0
Mar	32974	44320	464	11124	0	0
Apr	31204	32345	471	15457	0	0
May	26776	27306	17	18045	0	0
Jun	27003	10086	112	0	0	0
Jul	22646	1509	0	0	0	0

Contd.

5.2 Production of Manufacturing Items

Year/month	Cycle Tyres (i)		Cycle Tubes (i)		Motor tyres (ii)		Motor tubes (ii)		Cement (ii)	
	No. of reporting factories	Production (000 Nos.)	No. of reporting factories	Production (000 Nos.)	No. of reporting factories	Production (000 Nos.)	No. of reporting factories	Production (000 Nos.)	No. of reporting factories	Production (000 MT)

(2005-2006=100)

2011-12	9	3431	9	6846	4	7011	4	20338	21	29557
2012-13	9	3429	9	7746	4	7864	4	20269	21	31055
2013-14	9	4038	9	8061	4	8702	4	20825	21	31418
2014-15	9	4633	9	8391	4	9058	4	22001	21	32185
2014 Jul	9	339	9	684	4	772	4	1767	21	2060
Aug	9	380	9	752	4	709	4	1731	21	2435
Sep	9	387	9	765	4	731	4	1761	21	2854
Oct	9	423	9	753	4	726	4	1747	21	2586
Nov	9	427	9	783	4	762	4	1834	21	2828
Dec	9	413	9	745	4	729	4	1753	21	2788
2015 Jan	9	417	9	743	4	730	4	1773	21	2614
Feb	9	423	9	745	4	727	4	1778	21	2602
Mar	9	377	9	666	4	775	4	1841	21	2688
Apr	9	365	9	622	4	804	4	1921	21	2934
May	9	349	9	581	4	801	4	2035	21	2907
jun	9	333	9	552	4	792	4	2060	21	2885
jul	9	324	9	662	4	763	4	1796	21	2118

Source:(i) Provincial Bureaus' of Statistics. Contd.
(ii) M/o. Industries & Production.

5.2 Production of Manufacturing Items

Year/month	No. of reporting factories	Electric Bulbs (iii) Production (000 Nos.)	No. of reporting factories	Electric Tubes (iii) Production (000 Metres)
2011-12	6	78981	2	1266
2012-13	6	79743	2	0
2013-14	6	75106	2	0
2014-15	6	64753	2	0
2014 Jul	6	4353	2	0
Aug	6	5344	2	0
Sep	6	5825	2	0
Oct	6	7384	2	0
Nov	6	7221	2	0
Dec	6	6867	2	0
2015 Jan	6	4938	2	0
Feb	6	4681	2	0
Mar	6	4371	2	0
Apr	6	3880	2	0
May	6	4298	2	0
jun	6	5591	2	0
jul	6	4580	2	0

 Contd.

5.2 Production of Manufacturing Items

Year/month	Sewing Machines (ii)		Electric Motors (ii)		Electric Transformers (ii)		T.V. Sets (iii)	
	No. of reporting factories	Production (Nos.)	No. of reporting factories	Production (Nos.)	No. of reporting factories	Production (Nos.)	No. of reporting factories	Production (Nos.)

(2005-2006=100)

2010-11	7	47026	23	10469	10	13691	14	425592
2011-12	7	39603	23	9126	10	23683	14	268801
2012-13	7	32876	23	7539	10	26411	14	462938
2013-14	7	19845	23	9891	10	11363	14	426374
2014 Jul	7	2016	23	752	10	2605	14	35362
Aug	7	1551	23	814	10	2623	14	35444
Sep	7	583	23	807	10	2817	14	35460
Oct	7	1377	23	745	10	2610	14	36205
Nov	7	1299	23	743	10	2371	14	35767
Dec	7	1536	23	767	10	2164	14	37927
2015 Jan	7	1881	23	766	10	1440	14	36948
Feb	7	1839	23	755	10	1461	14	36093
Mar	7	827	23	725	10	1510	14	34805
Apr	7	1783	23	749	10	1893	14	33608
May	7	1885	23	731	10	1839	14	35278
jun	7	2694	23	632	10	1660	14	33558
jul	7	2694	23	632	10	1660	14	33558

Source: (i) M/o. Industries & Production
(ii) Provincial Bureaus of Statistics
(iii) Pakistan Electronic Manufacturer Association(PEMA)

6. MONEY & CREDIT

6.1 Reserve Money

(Million Rupees)

Components	2010-11	2011-12	2012-13	2013-14	2014-15
A. Currency in Circulation	1501411	1673746	1,939,267	2177873	2554749
B. Cash in Tills	104852	110055	110,867	139490	160299
C. Other Deposits with SBP	10145	8899	10,523	13147	15153
D. Bank Deposits	349434	396172	475,648	530746	413234
Reserve Money (A+B+C+D)	1965842	2188872	2,536,305	2861256	3143436
Factor affecting Reserve Money (RM)					
A. Government Sector(1+2)	1222060	1727905	2235863	2432250	1958090
1. Budgetary Borrowings	1200660	1706008	2,212,823	2409794	1935691
2. Others	21400	21897	23,040	22456	22399
B. Non-Govt. Sector (1+2+3)	309342	284061	295,111	494563	397849
1. Claims on Scheduled Banks (a+b+c+d+e)	315182	288789	300,649	500041	403671
a. Agriculture Sector	53228	52131	52,278	51923	52026
b. Industrial Sector	41943	42336	41,057	42833	39405
c. Export Sector	190460	164768	177,756	160553	193124
d. Housing Sector	--	--	--	--	--
e. Others	29551	29554	29,557	244731	119116
2. Claims on NBFIs	18075	19187	18,537	18597	18252
3. Special a/c debt Repayment	-23915	-23915	-24,075	-24075	-24075
C. Other Items (Net)	-179695	-211666	-128,620	-555023	58546
D. Net Domestic Assets (A+B+C)	1351707	1800300	2,402,354	2371790	2414485
E. Net Foreign Assets	614134	388572	133,951	489467	728951
F. Reserve Money (D+E)	1965841	2188872	2,536,305	2861256	3143436

Contd.

6.1 Reserve Money

(Million Rupees)

Components	2014			
	Jul.	Aug.	Sep.	Oct.
A. Currency in Circulation	2312992	2205677	2261802	2328532
B. Cash in Tills	163246	129155	135383	134652
C. Other Deposits with SBP1	13198	13316	13851	13078
D. Bank Deposits	449947	514821	380463	514917
Reserve Money (A+B+C+D)	2939383	2862969	2791499	2991180
Factor Affecting Reserve Money (RM)				
A. Government Sector(1+2)	2559021	2539392	2358827	2503978
1. Budgetary Borrowings	2537861	2520413	2338664	2483292
2. Others	21160	18979	20163	20686
B. Non-Govt. Sector (1+2+3)	501903	465227	499753	531869
1. Claims on Scheduled Banks(a+b+c+d+e)	507774	471067	505393	537484
a. Agriculture Sector	51820	51792	51752	51709
b. Industrial Sector	42733	42109	42260	43819
c. Export Sector	168491	132434	163057	193633
d. Housing Sector	--	--	--	--
e. Others	244731	244731	248324	248324
2. Claims on NBFIs	18204	18235	18436	18460
3. Special a/c debt Repayment	-24075	-24075	-24075	-24075
C. Other Items (Net)	-576268	-575867	-548711	-496969
D. Net Domestic Assets (A+B+C)	2484656	2428751	2309869	2538878
E. Net Foreign Assets	454727	434217	481629	452302
F. Reserve Money (D+E)	2939383	2862969	2791499	2991180

Contd.

6.1 Reserve Money

(Million Rupees)

Components	2014		2015	
	Nov.	Dec.	Jan.	Feb.
A. Currency in Circulation	2338976	2301599	2370898	2404755
B. Cash in Tills	134601	137995	120390	126356
C. Other Deposits with SBP1	13007	12904	12959	13059
D. Bank Deposits	417680	328786	541019	483713
Reserve Money (A+B+C+D)	2904264	2781284	3045265	3027882
Factor Affecting Reserve Money (RM)				
A. Government Sector(1+2)	2163013	2008988	2019199	1861005
1. Budgetary Borrowings	2142385	1988544	1997308	1839305
2. Others	20627	20444	21890	21699
B. Non-Govt. Sector (1+2+3)	544453	555116	556558	551848
1. Claims on Scheduled Banks(a+b+c+d+e)	550139	560850	562193	557418
a. Agriculture Sector	51636	51597	51500	51495
b. Industrial Sector	43427	43143	43140	41976
c. Export Sector	206752	212267	213710	210103
d. Housing Sector	--	--	--	-
e. Others	248324	253843	253843	253843
2. Claims on NBFIs	18389	18340	18440	18505
3. Special a/c debt Repayment	-24075	-24075	-24075	-24075
C. Other Items (Net)	-223768	-337829	-81935	-37175
D. Net Domestic Assets (A+B+C)	2483698	2226275	2493821	2375677
E. Net Foreign Assets	420565	555009	551444	652205
F. Reserve Money (D+E)	2904263	2781284	3045265	3027882

Contd.

6.1 Reserve Money

(Million Rupees)

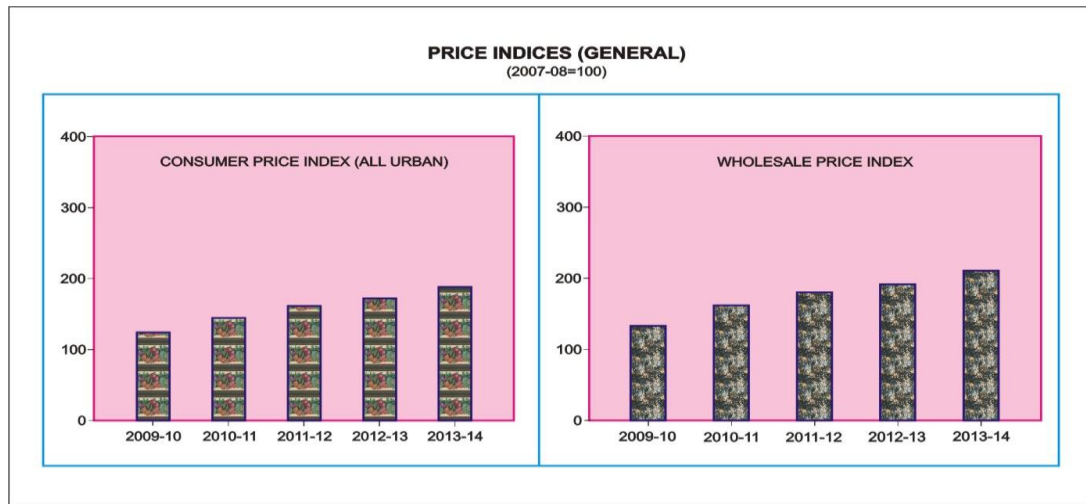
Components	2015				
	Mar.	Apr.	May.,	Jun.	Jul
A. Currency in Circulation	2411394	2449972	2489368	2554749	2728926
B. Cash in Tills	145140	130645	136966	160299	166501
C. Other Deposits with SBP1	13027	15592	15650	15153	13673
D. Bank Deposits	430530	534926	579565	413234	533083
Reserve Money (A+B+C+D)	3000090	3131135	3221549	3143436	3442183
Factor Affecting Reserve Money (RM)					
A. Government Sector(1+2)	1717831	1720990	2159775	1958090	1919064
1. Budgetary Borrowings	1695843	1699075	2137038	1935691	2027843
2. Others	21989	21915	22737	22399	-13230
B. Non-Govt. Sector (1+2+3)	493377	387836	397807	397849	391103
1. Claims on Scheduled Banks(a+b+c+d+e)	499065	393511	403448	403671	397372
a. Agriculture Sector	51467	51456	51472	52026	52077
b. Industrial Sector	42451	42171	42449	39405	35889
c. Export Sector	204373	205043	199651	193124	193168
d. Housing Sector	--	--	--	--	--
e. Others	200774	94841	109876	119116	116238
2. Claims on NBFIs	18387	18399	18434	18252	17887
3. Special a/c debt Repayment	-24075	-24075	-24075	-24075	-24156
C. Other Items (Net)	138307	274948	24785	58546	283461
D. Net Domestic Assets (A+B+C)	2349516	2383773	2532797	2414485	2689177
E. Net Foreign Assets	650574	747361	688751	728951	753006
F. Reserve Money (D+E)	3000090	3131138	3221549	3143436	3442183

Note: 1) Excluding IMP A/c Nos. 1,2 & SAF A/c loan, counterpart funds and deposits of foreign, government, Central Bank, international organizations and deposit money banks
2) Source agency has made some changes in table Monetary Statistics and renamed as Reserve Money
3) P = Provisional

7. PRICE

7.1 Price Indices (General) with Percentage Change

Year / month	Consumer price index (all urban)		Wholesale Price Index	
	index	Annual/monthly rate of change (%)	index	Annual/monthly rate of change (%)
(2007-08 = 100)				
2009-10	128.85	10.10	135.40	13.85
2010-11	146.45	13.66	164.17	21.25
2011-12	162.57	11.01	181.29	10.42
2012-13	174.53	7.36	194.61	7.35
2013-14	189.58	8.62	210.48	8.15
2014 Jul	198.05	1.70	215.76	0.54
Aug	198.70	0.33	214.73	-0.48
Sep	199.40	0.35	215.06	0.15
Oct	199.81	0.21	214.39	-0.31
Nov	198.80	-0.51	212.26	-0.99
Dec	196.79	-1.01	208.25	-1.89
2015 Jan	196.95	0.08	206.11	-1.03
Feb	195.13	-0.92	203.86	-1.09
Mar	195.57	0.23	203.89	0.01
Apr	198.16	1.32	205.65	0.86
May	199.66	0.76	207.92	1.10
Jun	200.89	0.62	210.37	1.18
Jul	201.76	0.43	209.53	-0.40



7.2 Combined Sensitive Price Indicator (SPI) by Quantile

Year/Month	Quantile					
	Q.1	Q.2	Q.3	Q.4	Q.5	Q.6
(2007-08=100)						
2009 - 10	136.80	138.05	140.26	140.03	142.54	139.84
2010 - 11	159.47	161.21	160.54	166.27	168.82	164.03
2011 - 12	170.77	174.11	173.67	181.09	185.59	178.67
2012 - 13	184.04	190.29	189.05	190.39	190.78	189.61
2013 - 14	201.15	206.95	208.93	210.70	209.74	208.66
2014 Jul	207.04	213.40	216.40	218.64	217.57	216.14
Aug	208.76	214.85	217.62	219.57	218.08	217.08
Sep	209.27	215.18	217.82	219.55	217.76	217.06
Oct	209.21	215.07	217.61	219.21	217.14	216.67
Nov	206.84	212.73	215.65	217.17	214.69	214.45
Dec	203.70	209.85	213.06	214.64	212.03	211.76
2015 Jan	201.92	208.09	211.30	212.83	210.03	209.89
Feb	199.92	205.79	208.78	209.92	206.59	206.98
Mar	199.92	205.81	208.83	209.99	206.70	207.05
Apr	200.70	206.77	209.95	211.37	208.40	208.42
May	203.33	209.62	212.99	214.56	211.53	211.48
Jun	205.34	211.83	215.43	217.37	214.82	214.29
Jul	206.04	212.55	216.19	218.21	215.76	215.13

7.3 Combined Consumer Price Index Numbers by Commodity Groups

Year/ month	General	Food & Non - Alcoholic Beverages	Alcoholic Beverages Tobacco	Clothing & Footwea r	Housing water, Elec,Gas Fuels	H.hold Equip & Repair, Maintai- nance	Health	Trans- port	Commun i-cation	Recre- ation & Culture	Educa- tion	Restau & Hotels	Miscellne- ous goods & services
----------------	---------	---	-----------------------------------	-------------------------------	--	---	--------	----------------	--------------------	---------------------------------	----------------	-----------------------	--

(2007-08=100)

2009-10	128.85	139.10	136.71	119.22	122.14	123.93	114.33	132.79	109.65	127.87	119.39	140.36	133.63
2010-11	146.45	164.61	151.64	133.35	135.27	135.59	123.79	149.01	122.47	134.62	128.17	164.04	152.45
2011-12	162.57	182.77	165.01	153.45	146.17	160.28	137.97	171.39	122.94	145.35	143.83	185.82	181.47
2012-13	174.53	195.05	191.02	175.58	151.34	179.87	156.56	186.43	126.16	169.07	156.69	203.63	199.49
2013-14	189.58	211.75	223.38	198.01	164.60	195.85	167.15	195.15	129.76	183.77	172.57	228.61	210.15
2014 Jul	198.05	220.48	265.82	209.51	171.62	204.42	173.40	198.38	129.85	188.76	191.33	239.23	216.98
Aug	198.70	221.77	266.59	210.19	171.65	205.48	173.42	198.70	129.83	189.02	191.45	239.85	218.63
Sep	199.40	221.77	266.59	210.97	171.70	207.21	174.47	205.10	129.85	189.34	191.93	242.00	219.39
Oct	199.81	221.33	266.62	211.10	173.39	207.48	174.95	204.84	129.85	189.39	192.41	242.78	220.36
Nov	198.80	220.25	266.65	213.01	174.01	208.26	175.37	190.59	129.99	189.55	192.41	242.78	220.35
Dec	196.79	215.18	266.63	213.88	174.04	208.8	176.31	185.17	130.13	189.6	192.41	244.59	220.73
2015 Jan	196.95	214.11	266.62	214.32	176.51	209.37	176.97	181.22	130.13	189.63	192.41	244.90	221.30
Feb	195.13	209.81	266.63	214.49	176.51	209.72	177.16	175.39	130.27	189.67	192.41	246.22	222.81
Mar	195.57	210.96	266.63	215.06	176.51	209.89	177.26	175.14	130.27	189.80	192.50	247.22	222.57
Apr	198.16	214.18	266.65	217.17	177.73	211.06	178.21	176.70	130.29	192.74	209.17	247.73	223.99
May	199.66	218.32	268.97	217.58	177.75	210.84	178.22	176.82	130.29	192.98	209.17	248.45	223.08
Jun	200.89	219.66	304.76	218.56	177.76	211.59	178.55	178.59	130.30	192.98	209.17	249.24	223.37
Jul	201.76	219.76	309.83	219.65	179.77	213.53	178.91	178.62	130.35	193.01	209.17	249.70	223.13

**7.4: Consumer Price Index Numbers by Major Groups
and Selected Commodities
(2007-2008=100)**

Item and Specification	Weight	Index Numbers			% Change in July,2015 over			
		July, 2015	June, 2015	July, 2014	June, 2015	July, 2014		
<u>General</u>	100.0000	201.76	200.89	198.05	+	0.43	+	1.87
<u>Food and non-alcoholic Beverages</u>	34.8343	219.76	219.66	220.48	+	0.05	-	0.33
1 Wheat	0.3477	195.34	193.72	203.12	+	0.84	-	3.83
2 Wheat Flour	4.1648	209.15	207.87	214.47	+	0.62	-	2.48
3 Wheat Product	0.0959	212.14	211.77	216.16	+	0.17	-	1.86
4 Besan	0.1500	226.93	214.84	171.35	+	5.63	+	32.44
5 Rice	1.5821	174.19	175.16	194.78	-	0.55	-	10.57
6 Cereals	0.1563	242.61	241.01	237.23	+	0.66	+	2.27
7 Bakery & Confectionary	1.1550	208.80	208.28	204.30	+	0.25	+	2.20
8 Nimco	0.4574	240.02	239.40	232.48	+	0.26	+	3.24
9 Meat	2.4303	250.33	247.52	238.64	+	1.14	+	4.90
10 Chicken	1.3596	227.83	240.58	199.78	-	5.30	+	14.04
11 Fish	0.2970	211.33	213.54	221.80	-	1.03	-	4.72
12 Milk Fresh	6.6800	254.76	254.57	244.00	+	0.07	+	4.41
13 Milk Products	0.6338	247.17	246.89	240.15	+	0.11	+	2.92
14 Milk Powder	0.1129	226.78	226.31	223.66	+	0.21	+	1.39
15 Eggs	0.4555	174.43	172.26	177.27	+	1.26	-	1.60
16 Mustard Oil	0.0952	152.44	151.35	158.40	+	0.72	-	3.76
17 Cooking Oil	1.7538	142.10	143.39	161.87	-	0.90	-	12.21
18 Vegetable Ghee	2.0714	140.77	140.50	157.83	+	0.19	-	10.81
19 Dry Fruits	0.2543	252.84	254.52	237.98	-	0.66	+	6.24
20 Fresh Fruits	1.8649	263.31	245.63	273.57	+	7.20	-	3.75
21 Pulse Masoor	0.2712	195.25	195.23	180.20	+	0.01	+	8.35
22 Pulse Moong	0.2336	306.14	311.53	301.58	-	1.73	+	1.51
23 Pulse Mash (Washed)	0.2098	253.39	253.97	208.89	-	0.23	+	21.30
24 Pulse Gram	0.2361	230.62	213.03	166.99	+	8.26	+	38.10
25 Gram Whole	0.1616	199.27	193.36	179.25	+	3.06	+	11.17
26 Beans	0.0269	232.93	236.80	240.10	-	1.63	-	2.99
27 Potatoes	0.4699	176.23	165.00	469.93	+	6.81	-	<u>62.50</u>
28 Onion	0.5340	255.12	279.84	230.52	-	8.83	+	10.67
29 Tomatoes	0.4419	148.28	209.01	167.23	-	29.06	-	11.33
30 Fresh Vegetables	1.6802	215.04	223.39	224.72	-	3.74	-	4.31
31 Sugar	1.0445	232.55	220.70	201.28	+	5.37	+	15.54
32 Gur	0.0220	279.18	272.24	257.03	+	2.55	+	8.62
33 Honey	0.0446	304.35	303.39	288.66	+	0.32	+	5.44
34 SweetMeat	0.2483	235.91	235.81	227.84	+	0.04	+	3.54
35 Beverages	1.1990	215.67	213.32	208.53	+	1.10	+	3.42
36 Jam, Tomato Ketchup & Pickles	0.2454	209.37	208.86	196.07	+	0.24	+	6.78
37 Condiments	0.2656	258.03	257.93	247.60	+	0.04	+	4.21
38 Spices	0.5441	237.36	236.20	228.43	+	0.49	+	3.91
39 Tea	0.8377	235.06	231.98	207.09	+	1.33	+	13.51
<u>Alcoholic Beverages, Tobacco</u>	1.4135	309.83	304.76	265.82	+	1.66	+	16.56
40 Cigarettes	1.3906	311.47	306.27	266.88	+	1.70	+	16.71
41 Betel Leaves & Nuts	0.0229	210.25	213.15	202.02	-	1.36	+	4.07
<u>Clothing and footwear</u>	7.5708	219.65	218.56	209.51	+	0.50	+	4.84
42 Cotton Cloth	1.7286	213.49	213.01	206.19	+	0.23	+	3.54
43 Woolen Cloth	0.8759	234.73	234.23	228.36	+	0.21	+	2.79
44 Readymade Garments	0.9739	225.49	222.33	210.19	+	1.42	+	7.28
45 Woolen Readymade Garments	0.3964	240.86	240.86	218.34	+	0.00	+	10.31
46 Hosiery	0.5094	232.85	230.96	220.45	+	0.82	+	5.62
47 Dopatta	0.4412	232.89	232.70	225.70	+	0.08	+	3.19
48 Cleaning and Laundry	0.2110	238.32	238.32	229.21	+	0.00	+	3.97
49 Tailoring	0.8840	278.39	275.40	253.71	+	1.09	+	9.73
50 Footwear	1.5504	164.77	164.64	163.78	+	0.08	+	0.60

Contd.

**7.4: Consumer Price Index Numbers by Major Groups
and Selected Commodities
(2007-2008=100)**

Item and Specification	Weight	Index Numbers			% Change in July,2015 over			
		July, 2015	June, 2015	July, 2014	June, 2015	July, 2014		
<u>Housing, water, Elec., Gas and other fuels</u>	29.4149	179.77	177.76	171.62	+	1.13	+	4.75
51 House Rent	21.8149	168.87	166.88	159.82	+	1.19	+	5.66
52 Construction Input Items	0.5623	239.75	239.17	234.10	+	0.24	+	2.41
53 Construction Wage Rates	0.3331	215.28	213.11	200.14	+	1.02	+	7.56
54 Water Supply	0.4971	149.92	149.92	149.92	+	0.00	+	0.00
55 Electricity	4.3985	234.69	231.52	227.44	+	1.37	+	3.19
56 Gas	1.5756	143.81	143.81	143.81	+	0.00	+	0.00
57 Kerosene Oil	0.0057	223.65	223.49	278.37	+	0.07	-	19.66
58 Firewood Whole	0.2277	275.52	272.98	264.49	+	0.93	+	4.17
<u>Furnishing and household equipment</u>	4.2082	213.53	211.59	204.42	+	0.92	+	4.46
59 Furniture	0.3315	205.94	205.27	195.17	+	0.33	+	5.52
60 Household Textiles	0.6489	209.69	209.43	199.95	+	0.12	+	4.87
61 Household Equipment	0.5936	175.41	175.10	170.88	+	0.18	+	2.65
62 Utensils	0.3212	216.41	214.29	206.30	+	0.99	+	4.90
63 Plastic Products	0.2547	203.33	202.65	195.95	+	0.34	+	3.77
64 Washing Soaps & Detergents	0.7893	223.42	222.38	221.06	+	0.47	+	1.07
65 Sewing Needle & Dr Cell	0.1496	198.97	198.97	182.15	+	0.00	+	9.23
66 Household Servant	1.0432	234.86	229.23	219.87	+	2.46	+	6.82
67 Marriage Hall Charges	0.0762	232.28	231.83	224.45	+	0.19	+	3.49
<u>Health</u>	2.1868	178.91	178.55	173.40	+	0.20	+	3.18
68 Drugs & Medicines	1.2667	148.93	148.37	145.59	+	0.38	+	2.29
69 Medical Equipments	0.0080	226.26	226.26	220.36	+	0.00	+	2.68
70 Doctor (MBBS) Clinic Fee	0.5904	242.85	242.85	234.15	+	0.00	+	3.72
71 Medical Tests	0.3217	178.44	178.21	170.28	+	0.13	+	4.79
<u>Transport</u>	7.2023	178.62	178.59	198.38	+	0.02	-	9.96
72 Motor Vehicles	0.6630	163.28	163.41	160.37	-	0.08	+	1.81
73 Motor Vehicle Accessories	0.2439	226.83	226.28	228.75	+	0.24	-	0.84
74 Motor Fuel	3.0269	154.54	154.52	190.45	+	0.01	-	18.86
75 Mechanical Service	0.4552	216.37	216.12	206.25	+	0.12	+	4.91
76 Motor Vehicle Tax	0.1099	210.18	210.18	210.18	+	0.00	+	0.00
77 Transport Services	2.7034	197.35	197.35	212.03	+	0.00	-	6.92
<u>Communication</u>	3.2198	130.35	130.30	129.85	+	0.04	+	0.39
78 Postal Services	0.0662	229.42	227.95	215.95	+	0.64	+	6.24
79 Communication & Apparatus	3.1536	128.27	128.25	128.05	+	0.02	+	0.17
<u>Recreation and culture</u>	2.0227	193.01	192.98	188.76	+	0.02	+	2.25
80 Recreation & Culture	0.8634	128.25	128.25	127.43	+	0.00	+	0.64
81 Text Books	0.5706	290.62	290.62	279.73	+	0.00	+	3.89
82 Newspapers	0.1934	175.42	175.42	175.42	+	0.00	+	0.00
83 Stationery	0.3953	202.14	201.99	197.92	+	0.07	+	2.13
<u>Education</u>	3.9431	209.17	209.17	191.33	+	0.00	+	9.32
84 Education	3.9431	209.17	209.17	191.33	+	0.00	+	9.32
<u>Restaurants and hotels</u>	1.2286	249.70	249.24	239.23	+	0.18	+	4.38
85 Readymade Food	1.2286	249.70	249.24	239.23	+	0.18	+	4.38
<u>Misc. goods and services</u>	2.7550	223.13	223.37	216.98	-	0.11	+	2.83
86 Personal Care	1.4935	207.30	206.85	200.54	+	0.22	+	3.37
87 Cosmetics	0.3853	191.12	190.66	183.13	+	0.24	+	4.36
88 Blades	0.0322	187.44	185.88	184.82	+	0.84	+	1.42
89 Personal Equipments	0.8440	267.12	268.97	262.76	-	0.69	+	1.66

**7.5 Combined Consumer Price Index Numbers by Quintiles
and Major Commodity Groups
July, 2015
(2007-2008=100)**

Income Quintiles	General	Food & non-alcoholic Beverages	Alcoholic Beverages, Tobacco	Clothing & footwear	Housing, water, Elec., Gas & other fuels	Furnishing & household equipment maintenance	Health	Transport	Communication	Recreation & culture	Education	Restaurants & hotels	Misc. goods & services
------------------	---------	--------------------------------	------------------------------	---------------------	--	--	--------	-----------	---------------	----------------------	-----------	----------------------	------------------------

All Urban Combined

Aggregate	201.76	219.76	309.83	219.65	179.77	213.53	178.91	178.62	130.35	193.01	209.17	249.70	223.13
Income Quintile 1	202.17	216.08	320.48	217.68	166.94	214.04	171.99	187.97	118.58	207.52	221.34	248.91	222.52
Income Quintile 2	204.79	217.75	319.89	217.95	179.46	212.68	174.53	182.28	118.61	205.08	218.96	249.86	221.43
Income Quintile 3	204.07	218.62	318.50	218.45	179.19	210.57	176.32	179.93	120.61	201.38	213.85	249.68	221.85
Income Quintile 4	204.60	219.68	317.23	219.28	184.41	209.14	178.95	176.33	124.97	195.88	213.62	249.53	221.78
Income Quintile 5	199.64	221.64	298.30	220.99	180.51	215.04	181.50	178.57	135.82	186.47	206.43	249.81	224.40

**7.6 Combined Consumer Price Index Numbers by Quintile,
Major Commodity Groups for Selected Cities
July, 2015
(2007-2008=100)**

Cities	General	Food & non-alcoholic Beverages	Alcoholic Beverages, Tobacco	Clothing & footwear	Housing, water, Elec., Gas & other fuels	Furnishing & household equipment maintenance	Health	Transport	Communication	Recreation & culture	Education	Restaurants & hotels	Misc. goods & services
--------	---------	--------------------------------	------------------------------	---------------------	--	--	--------	-----------	---------------	----------------------	-----------	----------------------	------------------------

Income Quintile 1

Rawalpindi	212.55	225.48	337.17	233.12	190.02	223.50	199.87	199.36	104.44	221.57	276.77	243.19	217.46
Islamabad	214.15	221.81	329.65	227.72	168.82	229.54	200.14	202.19	111.29	309.01	675.44	226.45	224.36
Lahore	194.43	222.65	306.70	201.80	144.98	234.51	188.84	175.85	104.42	217.34	203.77	233.61	264.74
Gujranwala	197.38	213.18	328.56	206.86	167.35	230.84	155.62	173.07	111.41	226.35	162.24	237.05	207.21
Sialkot	191.05	209.69	336.40	172.66	161.76	179.37	141.40	191.29	115.82	305.07	187.03	210.00	196.96
Faisalabad	196.89	207.99	327.28	192.10	176.30	192.75	162.73	187.40	124.07	237.51	159.63	258.87	202.93
Multan	199.55	211.45	317.03	202.61	174.43	205.24	161.51	177.27	137.90	226.87	179.95	248.60	202.37
Sargodha	214.53	209.74	334.92	212.76	221.17	250.13	168.92	229.31	111.88	249.87	183.98	312.81	217.44
Bahawalpur	209.00	204.92	317.37	245.12	202.73	221.45	157.96	178.37	175.92	264.24	217.98	195.98	207.15
Karachi	193.91	209.96	327.49	224.51	148.37	238.42	160.09	155.52	117.33	198.54	173.86	249.70	250.48
Hyderabad	191.57	215.88	328.19	191.06	145.83	183.39	164.04	176.95	112.63	172.97	222.50	235.54	199.42
Sukkur	202.89	213.54	317.43	234.02	163.80	211.10	152.63	162.68	111.36	170.52	320.08	263.05	203.79
Larkana	209.36	212.75	328.31	213.54	196.94	221.09	258.98	167.20	125.28	180.15	180.73	263.19	264.94
Peshawar	207.53	209.85	326.06	262.83	171.18	237.30	195.35	196.43	113.13	273.89	277.77	254.04	292.06
Bannu	210.03	217.98	301.21	199.56	208.17	238.57	154.62	163.06	109.98	229.62	189.18	289.37	232.75
Quetta	198.32	216.55	350.29	177.52	171.66	177.79	164.02	211.58	124.60	176.72	243.72	235.73	204.00
Khuzdar	200.77	213.19	321.44	204.37	169.15	208.65	174.43	186.01	131.06	165.65	183.07	352.49	191.04

Income Quintile 2

Rawalpindi	216.13	227.71	335.94	232.36	195.33	222.75	202.84	217.86	106.14	255.82	288.23	243.31	218.44
Islamabad	210.67	223.24	337.99	235.82	165.08	224.82	188.09	182.98	108.89	232.90	578.02	233.62	216.06
Lahore	194.09	223.68	311.79	200.30	147.20	239.26	181.63	167.40	104.02	217.53	210.94	235.07	258.22
Gujranwala	197.30	214.26	331.78	203.11	171.09	224.18	154.39	170.07	112.28	241.94	150.79	254.13	207.34
Sialkot	189.48	208.92	332.98	177.01	165.11	177.70	145.35	178.88	121.63	333.76	184.88	209.76	185.27
Faisalabad	195.58	208.86	329.73	193.64	179.69	198.65	161.43	177.40	118.84	230.58	149.60	248.05	202.96
Multan	199.41	213.57	316.77	201.83	178.56	201.45	158.08	169.42	130.84	233.80	179.17	245.22	201.24
Sargodha	215.79	211.01	328.90	212.65	226.33	251.76	173.78	202.89	105.24	260.97	198.68	300.53	221.12
Bahawalpur	208.35	207.12	316.20	238.96	204.95	226.59	163.27	162.63	175.25	255.30	191.73	203.92	206.45
Karachi	195.59	212.71	325.51	221.29	152.58	228.55	158.93	158.30	121.22	193.88	178.73	251.10	237.69
Hyderabad	192.54	216.84	326.72	192.19	150.07	185.69	168.15	178.03	113.84	167.21	262.71	237.54	198.94
Sukkur	203.02	214.52	307.22	233.55	168.38	206.65	155.40	164.56	108.78	172.08	309.03	263.35	202.67
Larkana	213.58	218.27	328.33	216.17	201.12	215.16	268.30	171.66	131.60	180.37	182.55	264.43	261.50
Peshawar	208.10	212.21	332.26	264.92	175.12	234.09	190.90	187.66	120.58	249.41	253.56	253.57	285.90
Bannu	207.10	216.88	293.52	199.03	205.92	232.58	154.46	162.55	114.97	217.33	197.07	278.28	246.64
Quetta	197.92	217.60	342.97	179.73	175.79	179.95	164.95	187.28	119.60	178.95	219.37	235.24	202.55
Khuzdar	198.90	213.78	311.04	203.78	159.98	220.23	181.35	169.25	134.13	176.58	178.97	347.93	187.83

Contd.

**7.6 Combined Consumer Price Index Numbers by Quintile,
Major Commodity Groups for Selected Cities
July, 2015
(2007-2008=100)**

Cities	General	Food & non-alcoholic Beverages	Alcoholic Beverages, Tobacco	Clothing & footwear	Housing, water, Elec., Gas & other fuels	Furnishing & household equipment maintenance	Health	Transport	Communication	Recreation & culture	Education	Restaurants & hotels	Misc. goods & services
--------	---------	--------------------------------	------------------------------	---------------------	--	--	--------	-----------	---------------	----------------------	-----------	----------------------	------------------------

Income Quintile 3

Rawalpindi	215.47	226.51	329.17	235.25	193.26	221.30	212.00	194.83	110.45	242.03	284.34	245.13	223.50
Islamabad	210.87	224.99	312.77	229.43	158.82	223.02	182.40	183.90	113.01	221.18	729.12	225.28	231.63
Lahore	192.38	224.88	309.19	201.13	137.34	239.48	182.49	165.65	107.06	218.33	199.41	232.88	258.53
Gujranwala	194.99	214.49	330.01	207.36	162.17	218.56	153.56	161.71	116.83	216.47	151.17	236.99	206.43
Sialkot	188.43	208.51	314.04	178.46	158.52	184.06	144.61	167.14	128.72	307.01	176.52	204.26	186.30
Faisalabad	193.47	209.72	322.70	193.34	172.72	198.59	161.56	171.63	120.17	228.78	151.63	236.88	203.71
Multan	197.74	213.98	315.76	200.53	172.28	194.30	159.60	168.46	133.88	224.02	171.06	240.96	201.61
Sargodha	214.19	209.59	325.92	213.33	232.01	250.87	167.35	186.63	110.50	253.89	177.83	307.39	219.80
Bahawalpur	208.26	207.78	321.82	242.44	201.88	228.66	157.07	161.80	175.76	241.67	196.69	205.15	208.66
Karachi	195.84	214.43	327.67	218.75	144.07	223.61	157.19	159.48	123.08	191.22	183.30	253.41	234.83
Hyderabad	190.33	217.59	326.08	193.64	138.34	186.90	167.02	175.88	123.27	172.14	256.30	239.23	201.01
Sukkur	200.13	214.47	305.94	234.33	156.47	208.34	148.75	161.42	110.30	172.83	311.31	258.52	202.35
Larkana	213.37	220.30	313.56	213.92	199.29	213.12	255.05	171.21	132.87	179.61	181.96	261.94	280.71
Peshawar	205.56	211.98	320.69	265.68	167.66	235.00	188.70	192.41	119.17	228.97	266.09	254.60	275.01
Bannu	205.64	217.40	300.86	206.46	201.92	220.21	156.87	156.03	117.65	205.71	182.59	278.31	244.69
Quetta	195.28	217.72	327.37	179.89	170.74	179.80	165.45	172.93	118.98	176.01	232.66	229.31	198.23
Khuzdar	195.99	215.44	307.24	199.07	149.73	217.02	188.08	163.67	136.42	172.32	177.92	340.87	189.99

Income Quintile 4

Rawalpindi	215.99	226.92	324.62	238.93	199.02	225.93	214.02	193.61	112.67	219.68	258.08	247.96	229.18
Islamabad	212.73	225.77	309.16	229.22	165.34	222.78	193.45	186.66	123.81	208.31	645.38	227.15	227.45
Lahore	192.23	226.07	304.82	200.44	151.62	237.76	179.05	161.80	111.81	208.58	197.55	230.62	255.96
Gujranwala	195.42	214.79	321.66	209.64	173.51	204.21	157.55	157.62	122.28	215.04	151.44	237.91	201.61
Sialkot	190.35	210.06	320.51	180.40	173.36	178.48	144.59	167.25	136.20	274.50	175.59	201.72	184.70
Faisalabad	192.69	211.62	323.22	194.22	181.83	198.82	159.94	163.31	123.02	211.76	143.43	238.80	206.92
Multan	199.06	215.71	310.91	202.08	185.77	194.29	155.50	165.01	136.55	212.73	173.44	235.87	205.44
Sargodha	214.88	211.67	319.50	214.93	232.51	256.99	168.55	178.38	116.43	282.66	169.15	305.97	221.43
Bahawalpur	207.36	209.14	314.85	240.38	207.62	223.90	159.85	157.28	175.41	234.36	196.82	197.83	210.77
Karachi	196.87	215.94	327.90	218.70	157.32	232.56	156.94	160.10	127.17	188.96	187.96	254.02	233.80
Hyderabad	191.74	219.33	323.67	193.89	153.71	185.61	167.76	172.02	129.35	173.06	253.80	238.73	203.42
Sukkur	202.71	217.06	295.08	234.15	172.13	209.20	152.29	158.65	116.83	171.73	310.09	257.65	206.12
Larkana	217.25	226.27	286.87	212.84	206.42	212.26	266.66	167.43	140.56	179.25	199.71	262.82	293.51
Peshawar	207.07	214.88	313.74	265.89	178.45	227.78	197.96	184.83	124.35	228.51	251.74	257.22	270.47
Bannu	207.86	220.19	307.24	211.66	201.71	229.96	155.78	160.32	118.25	195.67	180.15	279.78	249.78
Quetta	196.60	218.54	318.30	183.84	178.81	178.57	164.64	175.26	121.79	172.30	241.74	228.83	195.78
Khuzdar	199.29	216.50	315.64	199.32	167.21	224.99	187.13	163.05	139.23	173.24	175.87	328.10	201.60

Contd.

**7.6 Combined Consumer Price Index Numbers by Quintile,
Major Commodity Groups for Selected Cities
July, 2015
(2007-2008=100)**

Cities	General	Food & non-alcoholic Beverages	Alcoholic Beverages, Tobacco	Clothing & footwear	Housing, water, Elec., Gas & other fuels	Furnishing & household equipment maintenance	Health	Transport	Communication	Recreation & culture	Education	Restaurants & hotels	Misc. goods & services
--------	---------	--------------------------------	------------------------------	---------------------	--	--	--------	-----------	---------------	----------------------	-----------	----------------------	------------------------

Income Quintile 5

Rawalpindi	216.91	230.71	294.75	238.30	200.74	226.69	205.04	197.79	125.15	203.38	273.12	244.60	255.63
Islamabad	206.13	228.48	283.44	231.49	163.93	230.95	195.89	199.51	128.33	201.67	404.30	230.76	244.79
Lahore	188.29	228.53	272.37	203.50	151.60	229.97	179.28	171.80	125.15	200.87	189.98	236.74	253.10
Gujranwala	192.24	217.06	302.74	212.88	175.08	185.32	155.08	161.17	133.76	194.91	147.55	232.89	205.89
Sialkot	187.19	211.31	294.30	182.60	172.18	176.32	149.84	170.55	138.04	250.85	169.65	204.99	189.14
Faisalabad	190.47	214.03	299.78	193.54	182.14	207.26	155.73	169.61	129.99	202.26	161.90	224.79	212.26
Multan	195.23	219.74	274.67	201.11	186.36	187.16	154.02	173.05	138.76	206.46	172.15	236.17	205.70
Sargodha	218.87	213.91	324.28	224.63	232.63	339.46	163.79	178.01	125.23	241.75	165.41	310.78	234.01
Bahawalpur	207.10	213.28	269.22	240.72	208.09	226.44	154.05	165.47	176.03	230.52	199.95	195.79	215.61
Karachi	197.66	219.86	311.99	220.15	155.99	321.64	157.77	175.46	138.50	181.77	193.03	257.03	233.59
Hyderabad	189.39	223.29	302.09	196.57	154.87	173.68	166.49	177.35	138.48	163.98	243.97	239.88	209.12
Sukkur	201.32	218.94	273.40	234.01	173.23	201.77	147.64	164.38	127.76	170.17	336.95	256.01	209.70
Larkana	215.99	226.93	270.69	212.61	207.86	208.12	278.51	169.66	144.29	168.69	255.29	260.95	276.93
Peshawar	203.58	218.56	287.81	262.83	177.07	223.10	183.98	191.07	130.18	189.24	252.73	253.93	255.88
Bannu	201.50	218.64	310.04	202.46	202.20	201.97	151.52	146.41	121.19	201.46	209.69	296.08	231.45
Quetta	195.47	218.54	278.39	183.67	181.56	165.77	159.11	176.42	129.25	169.68	242.79	234.93	200.51
Khuzdar	196.91	217.50	264.15	205.70	159.99	221.32	175.56	160.26	146.98	177.96	169.37	346.19	225.72

Aggregate

Rawalpindi	215.96	229.01	311.03	237.82	198.03	226.26	207.37	197.35	121.01	211.88	271.65	245.25	246.58
Islamabad	206.12	227.83	289.57	231.28	162.37	230.35	195.01	198.78	127.59	203.70	416.80	230.64	243.07
Lahore	190.02	226.54	294.28	201.99	148.93	232.46	180.20	169.12	118.63	207.27	193.39	234.90	255.33
Gujranwala	194.74	215.13	319.84	208.92	172.13	201.09	155.65	161.27	124.93	212.19	150.31	236.16	205.28
Sialkot	188.38	210.11	313.54	180.12	169.11	178.24	146.56	169.95	134.97	274.57	173.85	204.70	187.44
Faisalabad	193.00	210.81	320.04	193.51	180.23	203.11	159.53	169.82	125.43	217.19	155.18	237.78	207.25
Multan	197.05	216.06	303.73	201.44	182.22	191.10	156.26	171.31	137.09	213.86	172.89	238.01	204.29
Sargodha	215.79	211.29	325.24	215.93	229.83	286.02	168.10	183.34	117.03	258.38	173.99	307.50	224.38
Bahawalpur	207.78	208.78	306.05	241.40	205.99	225.77	157.24	164.46	175.81	240.38	199.41	197.72	211.04
Karachi	196.35	217.30	319.63	219.80	152.82	297.93	157.60	171.19	134.26	185.33	191.10	255.59	234.24
Hyderabad	190.71	219.36	319.85	194.24	151.58	179.49	166.92	175.93	130.80	168.59	248.71	239.03	204.96
Sukkur	201.87	216.02	295.66	234.04	169.23	206.58	151.24	162.00	118.16	171.44	320.12	258.74	205.64
Larkana	214.21	220.57	308.87	213.87	203.63	213.44	265.83	169.41	136.06	177.65	215.02	262.70	276.74
Peshawar	205.28	214.38	315.59	264.11	175.65	226.88	188.43	190.50	126.29	213.83	253.99	254.59	267.68
Bannu	206.41	218.32	302.01	204.95	203.66	221.45	154.98	154.87	117.66	205.14	192.53	284.29	240.12
Quetta	196.33	218.06	307.36	181.99	178.31	174.30	162.99	176.65	123.95	173.32	238.43	232.03	199.12
Khuzdar	199.05	214.64	309.36	202.38	165.29	217.71	181.73	168.24	136.18	172.72	177.29	343.56	198.08

**7.7 Combined Consumer Price Index Numbers by Income Groups/City
and Commodity Groups for all Centers Covered in CPI
July, 2015
(2007-2008=100)**

Cities	General	Food & non-alcoholic Beverages	Alcoholic Beverages, Tobacco	Clothing & footwear	Housing, water, Elec., Gas & other fuels	Furnishing & household equipment maintenance	Health	Transport	Communication	Recreation & culture	Education	Restaurants & hotels	Misc. goods & services	
Rawalpindi	01	215.96	229.01	311.03	237.82	198.03	226.26	207.37	197.35	121.01	211.88	271.65	245.25	246.58
Islamabad	02	206.12	227.83	289.57	231.28	162.37	230.35	195.01	198.78	127.59	203.70	416.80	230.64	243.07
Attock	03	196.64	206.00	302.08	226.32	154.22	216.54	162.73	193.68	118.99	191.62	295.70	255.34	261.09
Jhelum	04	200.52	217.10	323.12	228.42	168.86	212.10	165.27	183.27	125.78	221.73	293.78	231.31	206.77
Lahore	05	190.02	226.54	294.28	201.99	148.93	232.46	180.20	169.12	118.63	207.27	193.39	234.90	255.33
Sahiwal	06	221.21	218.59	303.28	272.09	215.49	223.41	196.86	176.71	135.64	214.80	281.88	283.66	247.48
Gujranwala	07	194.74	215.13	319.84	208.92	172.13	201.09	155.65	161.27	124.93	212.19	150.31	236.16	205.28
Wazirabad	08	205.23	226.53	329.68	210.73	185.61	193.08	148.55	163.28	128.18	219.85	149.63	222.26	206.17
Sialkot	09	188.38	210.11	313.54	180.12	169.11	178.24	146.56	169.95	134.97	274.57	173.85	204.70	187.44
Faisalabad	10	193.00	210.81	320.04	193.51	180.23	203.11	159.53	169.82	125.43	217.19	155.18	237.78	207.25
Jhang	11	211.29	212.50	322.75	272.98	198.37	209.61	229.62	168.68	135.16	220.37	173.18	240.68	212.14
Multan	12	197.05	216.06	303.73	201.44	182.22	191.10	156.26	171.31	137.09	213.86	172.89	238.01	204.29
Muzaffargarh	13	203.66	222.95	308.49	220.17	172.92	196.45	166.43	167.36	141.54	226.20	173.52	265.24	204.56
D. G. Khan	14	211.92	225.31	288.86	252.25	213.02	205.91	156.36	160.41	122.65	197.37	114.17	221.96	181.18
Vehari	15	193.54	215.04	314.73	183.99	177.97	200.94	130.30	150.87	132.02	214.62	168.13	235.22	215.97
Sargodha	16	215.79	211.29	325.24	215.93	229.83	286.02	168.10	183.34	117.03	258.38	173.99	307.50	224.38
Mianwali	17	218.15	220.81	329.68	192.41	247.09	214.39	161.63	164.74	108.40	260.96	178.96	217.91	244.98
Bahawalpur	18	207.78	208.78	306.05	241.40	205.99	225.77	157.24	164.46	175.81	240.38	199.41	197.72	211.04
Bahawalnagar	19	210.06	218.69	298.42	252.12	201.28	249.77	174.22	151.70	124.71	228.28	179.89	314.83	213.82
R. Y. Khan	20	206.34	220.22	317.87	260.52	184.79	220.79	155.18	164.99	126.34	217.43	213.65	272.47	213.72
Karachi	21	196.35	217.30	319.63	219.80	152.82	297.93	157.60	171.19	134.26	185.33	191.10	255.59	234.24
Hyderabad	22	190.71	219.36	319.85	194.24	151.58	179.49	166.92	175.93	130.80	168.59	248.71	239.03	204.96
Nawabshah	23	240.22	241.69	278.61	288.63	199.36	238.37	222.44	171.90	135.75	165.29	553.68	309.73	405.50
Mirpukhas	24	202.80	219.39	318.96	201.61	179.86	184.99	162.21	175.19	114.67	161.98	231.11	293.33	222.11
Mithi	25	217.29	220.28	324.98	199.90	231.50	181.75	154.15	171.66	112.59	142.73	279.07	290.51	244.45
Sukkur	26	201.87	216.02	295.66	234.04	169.23	206.58	151.24	162.00	118.16	171.44	320.12	258.74	205.64
Larkana	27	214.21	220.57	308.87	213.87	203.63	213.44	265.83	169.41	136.06	177.65	215.02	262.70	276.74
Dadu	28	209.70	232.38	331.45	212.46	170.57	212.34	149.89	177.18	119.98	170.54	439.70	255.06	199.90
Peshawar	29	205.28	214.38	315.59	264.11	175.65	226.88	188.43	190.50	126.29	213.83	253.99	254.59	267.68
Mardan	30	234.47	216.80	318.61	295.10	235.44	229.42	179.02	199.90	124.55	241.29	446.96	274.48	307.80
Abbottabad	31	200.98	212.10	290.73	225.65	167.85	274.75	157.13	203.00	148.67	215.97	190.45	284.13	222.05
Bannu	32	206.41	218.32	302.01	204.95	203.66	221.45	154.98	154.87	117.66	205.14	192.53	284.29	240.12
D. I. Khan	33	206.65	224.78	283.73	204.25	210.96	197.47	158.77	160.15	112.29	168.12	206.63	258.55	187.81
Mingora	34	224.31	223.43	323.97	267.22	191.25	237.04	217.60	193.44	130.49	220.38	248.65	313.95	411.56
Quetta	35	196.33	218.06	307.36	181.99	178.31	174.30	162.99	176.65	123.95	173.32	238.43	232.03	199.12
Turbat	36	203.58	207.38	333.82	197.28	212.06	207.08	176.17	154.74	118.58	146.41	216.73	222.06	211.98
Gawadar	37	197.58	216.99	249.99	199.20	174.21	199.22	165.52	146.02	109.09	119.08	243.51	217.57	204.74
Loralai	38	212.62	221.53	317.14	206.23	212.42	180.05	198.08	181.00	114.61	189.09	200.45	285.97	234.82
Khuzdar	39	199.05	214.64	309.36	202.38	165.29	217.71	181.73	168.24	136.18	172.72	177.29	343.56	198.08
D. M. Jamali	40	204.83	217.16	321.45	203.04	182.65	204.64	163.85	183.24	123.19	155.41	229.42	279.92	203.15

7.8 Index Numbers of Wholesale Prices by Commodity Groups

Year / month	General	Agriculture Forestry & Fishery Product	Others & Minerals electricity gas & water	Food product Beverages & tobacco Textile Apparel & Leather Product	Other transport-able Goods	Metal product Machinery & Equipment
--------------	---------	---	--	--	----------------------------------	---

(2007-08=100)

2009-10	135.40	142.02	139.76	135.02	135.41	111.10
2010-11	164.17	183.20	159.13	166.49	155.77	128.10
2011-12	181.29	185.04	182.74	176.07	194.64	152.55
2012-13	194.61	198.23	211.17	188.39	203.93	159.29
2013-14	158.88	165.52	163.62	156.11	162.99	132.02
2014 Jul	215.76	230.64	242.67	205.5	215.63	171.57
Aug	214.72	224.73	242.91	207.15	215.14	172.17
Sep	215.06	225.47	242.99	207.86	214.53	172.76
Oct	214.39	222.72	244.75	208.83	212.36	172.85
Nov	212.26	219.26	247.62	207.9	206.62	172.72
Dec	208.25	213.09	247.2	205.77	199.17	172.37
2015 Jan	206.11	214.90	248.30	204.71	187.85	173.68
Feb	203.86	212.18	246.75	205.52	180.79	173.23
Mar	203.89	212.84	246.08	205.27	180.97	173.00
Apr	205.65	219.00	245.66	205.98	181.06	172.88
May	207.92	224.47	245.36	206.76	184.03	172.74
Jun	210.37	227.46	245.32	209.87	187.23	172.71
Jul	209.53	224.93	224.93	210.44	185.86	172.57

7.9 Index Numbers of Wholesale Prices by Commodities

AGRICULTURE FORESTRY & FISHERY											
Year/month	Wheat	Maize	Rice	Sorghum/ Jowar	Millet/ Bajra	Vegetables	Fresh Fruits	Dry Fruits	Cotton Seeds	Other oil Seeds	Edible Roots Potatoes

(2007-08=100)

2009-10	157.54	115.02	111.40	158.39	107.75	151.74	106.02	137.88	144.08	122.94	162.12
2010-11	159.53	150.61	123.39	195.10	127.61	173.43	129.19	161.97	171.48	141.73	201.45
2011-12	163.44	159.77	149.45	191.12	153.77	211.52	175.48	181.96	189.55	166.98	175.20
2012-13	188.52	174.74	165.42	211.29	177.02	216.66	216.05	181.47	168.92	177.67	162.82
2013-14	227.13	185.28	177.67	279.98	179.06	254.41	226.73	201.66	185.58	178.30	314.12
2014 Jul	207.97	191.76	179.66	323.08	174.47	247.48	321.25	217.95	231.50	190.46	543.47
Aug	214.37	193.63	180.50	328.11	174.19	304.25	256.65	217.97	216.43	189.39	550.88
Sep	214.19	195.66	181.27	307.35	173.72	322.71	244.99	218.98	192.17	190.46	504.54
Oct	215.03	193.55	182.99	286.45	177.35	302.11	250.21	220.55	186.82	186.54	535.17
Nov	216.76	191.93	181.10	280.16	171.52	285.84	210.77	220.92	188.86	188.07	483.87
Dec	210.79	186.45	172.32	280.16	167.42	213.83	215.51	224.99	192.60	187.36	275.99
2015 Jan	210.71	186.33	168.68	287.71	162.43	199.24	211.03	227.77	199.35	186.61	199.26
Feb	210.66	189.01	166.83	289.98	162.93	180.66	217.00	229.16	208.28	177.61	161.82
Mar	210.62	187.54	162.53	289.73	159.44	188.58	226.58	232.48	203.39	172.36	150.80
Apr	206.14	188.60	163.71	292.62	172.47	262.99	242.95	237.25	215.48	157.14	115.50
May	199.19	198.78	163.53	321.25	189.44	289.71	262.42	238.89	231.37	161.07	106.40
Jun	194.99	196.59	163.26	314.96	200.42	267.36	287.79	240.69	240.08	161.27	144.68
Jul	199.02	194.73	161.31	336.99	203.58	246.36	313.83	241.48	236.29	160.55	152.85

Contd.

7.9 Index Numbers of Wholesale Prices by Commodities

Year/month	AGRICULTURE FORESTRY & FISHERY											
	Stimulant & spice crops	Pulses	Sugar crops	Fibre crops	Unmanufactured tobacco	Poultry	Milk from bovine animals	Eggs	Raw animal material / wool	Hides&fur skins wool	Fuel wood in logs	Fishes fresh or chilled
(2007-08=100)												
2009-10	159.91	144.32	208.66	162.63	142.50	156.00	135.32	153.07	88.65	99.97	129.86	137.63
2010-11	212.69	169.24	287.34	280.76	156.10	163.53	157.40	148.79	113.86	106.92	151.43	136.35
2011-12	187.89	212.28	273.92	195.07	167.72	186.89	190.29	180.67	134.34	131.07	190.47	144.71
2012-13	184.68	204.81	267.92	193.56	171.49	178.40	213.81	191.02	138.84	139.08	215.48	191.11
2013-14	316.66	186.74	267.92	217.41	186.62	202.88	225.98	200.17	155.22	145.20	238.11	247.73
2014 Jul	460.25	198.96	267.92	201.65	204.74	206.33	242.57	176.03	164.70	146.12	243.47	246.21
Aug	429.22	194.38	267.92	175.37	206.81	212.06	243.95	218.87	161.50	145.14	243.47	243.89
Sep	404.43	193.89	267.92	182.68	207.00	180.11	248.75	217.31	162.90	145.38	243.47	244.41
Oct	397.61	193.91	267.92	170.48	208.01	172.75	248.92	218.07	173.82	154.93	246.31	247.49
Nov	362.38	202.21	267.92	163.54	212.62	174.87	250.31	241.19	173.82	156.37	250.46	259.83
Dec	354.12	204.27	267.92	155.90	217.23	192.50	251.69	232.79	178.68	157.14	250.46	274.05
2015 Jan	301.52	212.26	287.55	161.74	217.23	209.94	251.69	245.22	181.52	162.19	256.69	288.90
Feb	281.50	212.31	287.55	161.34	217.23	163.19	251.69	205.24	178.52	159.76	259.53	288.48
Mar	281.74	209.71	286.29	165.63	217.50	167.92	251.69	189.76	177.10	159.92	259.53	286.70
Apr	286.93	209.56	286.29	172.53	217.50	189.61	251.69	170.54	177.10	159.72	259.53	283.89
May	299.29	229.44	286.29	178.69	219.79	214.91	252.55	163.42	174.38	158.90	259.09	282.30
Jun	352.58	233.89	286.29	177.20	220.89	243.62	252.90	175.64	174.22	156.85	259.09	296.17
Jul	348.00	235.73	286.29	159.33	221.18	237.79	252.90	184.87	174.22	155.92	259.53	308.06

Contd.

7.9 Index Numbers of Wholesale Prices by Commodities

Year/Month	ORES/MINERALS, GAS & ELECT.				FOOD, BEVERAGES, TOBACCO TEXTILE, APP. LEATHER TEXTILE					
	Coal not Agglomerated	Natural Gas liquified	Salt pure sodium chloride	Electrical Energy	Meat of Animals	Vegetables & fruit Juices	Dried Fruits & Nuts	Fruits & Juices	Vegetable Oil Refined	Vegetable Ghee

(2007-08=100)

2009-10	109.77	148.27	116.89	135.22	139.74	132.75	152.66	120.39	109.33	94.75
2010-11	120.42	157.03	125.80	166.98	174.86	148.78	170.78	133.20	127.91	118.21
2011-12	149.74	193.29	155.69	176.51	214.40	175.93	197.32	155.58	153.33	141.37
2012-13	209.81	197.43	175.78	226.10	228.80	186.93	219.33	158.67	157.94	141.75
2013-14	223.53	203.85	223.53	281.02	238.93	192.48	221.32	166.33	162.31	141.51
2014 Jul	223.53	202.34	243.18	287.44	246.01	194.12	217.80	171.20	164.33	140.35
Aug	223.53	202.79	248.50	287.44	252.65	194.12	219.98	171.34	163.56	139.94
Sep	223.53	202.94	248.50	287.44	256.74	194.12	219.98	171.34	162.58	139.10
Oct	223.53	206.65	247.16	287.44	257.41	196.79	222.26	171.93	163.22	137.60
Nov	223.53	204.85	247.16	295.61	257.41	196.79	227.45	171.93	163.13	137.39
Dec	223.53	203.99	247.16	295.61	257.59	197.07	229.74	171.93	161.32	132.27
2015 Jan	223.53	206.29	247.16	295.61	257.79	198.31	232.57	172.22	159.94	130.81
Feb	223.53	203.03	247.16	295.61	259.95	198.31	228.83	173.27	158.19	129.25
Mar	223.53	201.62	247.16	295.61	260.18	198.31	229.85	173.34	158.10	128.57
Apr	223.53	200.74	248.84	295.61	260.64	199.28	228.25	174.06	155.23	124.33
May	223.53	200.10	248.84	295.61	262.20	199.38	229.34	174.61	153.75	122.65
Jun	223.53	199.99	252.31	295.61	262.20	199.38	228.54	175.80	153.66	122.48
Jul	223.53	200.06	252.31	294.68	262.35	200.07	228.54	177.53	153.56	122.09

Contd.

7.9 Index Numbers of Wholesale Prices by Commodities

Year / month	FOOD, BEVERAGES, TOBACCO TEXTILE, APP. LEATHER TEXTILE												
	Oil cakes	Processed Liquid Milk	Milk & cream in solid form	Ice cream	Dairy Product N.E.C	Wheat Flour	Other cereal Flour	Sugar Refined	Chocola	Sugar Confectionary	Coffee & Tea	SPICES	Other Food Product
(2007-08=100)													
2009-10	133.50	131.72	143.69	133.53	126.71	146.16	102.24	209.80	98.94	101.73	151.22	116.98	186.48
2010-11	150.73	154.76	190.61	139.71	141.43	146.53	135.02	251.13	99.77	101.52	165.31	162.42	244.90
2011-12	149.51	182.39	170.43	155.81	184.52	151.98	163.80	229.24	100.35	100.56	192.23	267.98	301.28
2012-13	166.19	207.70	171.54	172.43	207.02	172.24	194.72	201.93	99.19	101.34	203.24	279.84	319.16
2013-14	191.83	211.76	196.23	210.37	220.93	205.78	139.04	206.98	99.19	102.28	215.49	193.08	308.00
2014 Jul	232.05	223.02	212.82	219.91	235.94	195.47	138.16	216.56	99.19	102.28	184.43	191.70	293.72
Aug	212.95	231.82	214.15	219.91	235.94	201.98	136.37	220.01	99.19	102.28	181.34	191.50	294.38
Sep	208.10	234.27	219.41	219.91	235.94	200.80	137.97	231.31	99.19	102.28	183.60	191.60	296.10
Oct	203.69	242.78	221.48	219.91	237.45	202.07	138.03	224.22	99.19	102.28	186.74	188.66	296.60
Nov	198.27	242.78	222.04	219.91	237.72	202.78	140.16	218.74	99.19	102.28	188.05	188.69	296.60
Dec	200.15	245.21	222.24	219.91	238.90	202.20	142.81	204.57	99.19	102.28	188.37	188.69	296.60
2015 Jan	198.84	245.21	222.86	219.91	238.90	200.35	148.21	206.01	99.19	102.28	189.39	189.65	298.01
Feb	197.37	252.28	220.24	219.91	239.22	198.41	148.22	205.44	99.19	102.28	194.48	189.66	298.34
Mar	186.18	253.81	221.70	219.91	239.38	198.06	144.94	204.82	99.19	102.28	195.98	189.66	294.23
Apr	200.07	251.52	221.70	219.91	243.80	194.97	146.98	220.03	99.19	102.28	203.67	189.90	294.23
May	206.29	251.52	220.36	219.91	243.80	192.24	173.87	226.96	99.19	102.28	204.59	189.82	292.02
Jun	198.51	251.52	220.46	219.91	243.80	189.05	194.60	235.88	99.19	118.04	206.65	189.97	292.02
Jul	194.96	248.71	220.46	219.91	243.80	190.27	210.16	249.40	99.19	118.04	210.96	189.84	292.02

Contd.

7.9 Index number of wholesale prices by commodities

Year/month	FOOD, BEVERAGES, TOBACCO TEXTILE, APP. LEATHER TEXTILE									
	Mineral Water	Beverages	Tobacco Product	Cotton Yarn	Nylon Yarn	Blended Yarn	Woven Fabrics	Cotton Fabrics	Other Fabrics	Silk & Reyon Fabrics

(2007-08=100)

2009-10	114.20	111.17	131.16	150.86	131.65	157.00	121.53	120.46	115.78	116.19
2010-11	127.10	120.80	168.69	182.87	174.17	195.31	129.39	137.84	126.16	125.75
2011-12	163.62	133.28	175.62	196.06	190.80	194.74	163.54	167.42	154.74	139.06
2012-13	168.78	137.45	208.80	208.38	181.46	193.63	196.76	175.90	166.96	152.04
2013-14	182.07	151.87	246.42	213.03	178.22	198.57	222.82	189.15	182.16	161.87
2014 Jul	185.63	167.46	290.52	200.42	161.40	193.60	226.82	196.81	197.56	165.85
Aug	185.63	169.18	290.52	195.72	163.67	193.92	226.82	196.81	203.01	175.35
Sep	185.63	169.40	290.52	192.90	164.84	193.92	226.82	196.81	203.01	175.35
Oct	185.63	171.52	290.52	190.52	164.37	193.92	237.79	200.51	206.11	176.47
Nov	185.63	171.52	290.52	186.79	161.23	194.74	237.79	200.51	206.11	177.28
Dec	185.63	171.52	290.52	177.90	158.14	191.73	258.39	200.51	206.11	177.28
2015 Jan	187.86	171.52	290.52	172.44	156.04	190.28	258.39	200.51	207.48	177.28
Feb	187.86	171.52	290.52	171.00	154.23	185.12	258.39	200.51	209.87	179.89
Mar	187.86	171.62	290.52	170.43	150.22	182.56	258.39	201.34	212.61	179.89
Apr	187.86	171.62	290.52	170.12	150.22	182.72	258.39	201.34	212.61	181.33
May	187.86	171.95	290.52	170.81	150.22	184.93	258.39	201.34	213.71	181.33
Jun	187.86	171.95	356.45	171.27	150.22	189.54	258.39	201.34	213.71	181.33
Jul	188.22	171.95	356.45	171.27	150.22	188.86	258.39	201.65	214.27	183.23

Contd.

7.9 Index number of wholesale prices by commodities

Year / month	FOOD, BEVERAGES, TOBACCO TEXTILE, APP. LEATHER TEXTILE										
	Towels	Blankets	Bedsheet	Quilt	Woolen Carpets	Synthetic Carpets	Hosiery Product	Ready made Garments	Leather without Hairs	Other Leather N.E.C	Foot wears

(2007-08=100)

2009-10	124.68	112.40	123.12	108.77	103.57	134.23	111.76	109.52	104.89	107.27	101.48
2010-11	141.55	123.47	132.06	128.15	104.56	143.26	126.73	114.24	107.07	112.02	101.48
2011-12	181.78	150.59	165.52	144.49	105.11	147.81	155.38	125.21	109.08	120.09	110.49
2012-13	202.34	179.22	201.81	150.78	106.55	116.43	176.65	137.23	111.60	130.47	134.42
2013-14	231.49	205.36	230.69	166.21	110.96	115.50	191.70	156.73	168.48	288.58	134.22
2014 Jul	242.19	219.66	242.12	172.42	132.14	116.10	204.27	175.43	223.51	249.44	134.22
Aug	244.18	219.66	242.12	172.42	132.14	125.42	206.13	180.12	216.45	230.78	134.22
Sep	246.16	223.55	242.12	177.63	132.14	126.27	208.91	183.14	212.86	210.44	134.22
Oct	250.33	230.00	247.46	179.47	132.14	126.27	210.35	186.77	212.86	214.36	134.22
Nov	260.85	232.93	249.35	188.74	132.14	126.27	210.35	186.77	215.02	215.39	134.22
Dec	265.62	235.86	253.21	191.05	132.14	126.27	215.35	186.77	215.02	215.39	134.22
2015 Jan	265.62	235.86	253.21	196.84	132.14	126.27	215.35	186.77	215.02	215.39	134.22
Feb	265.62	235.86	253.21	196.84	132.14	126.27	216.06	186.77	215.02	213.42	134.22
Mar	265.62	235.86	255.40	196.84	132.14	126.27	216.06	186.77	207.72	212.39	134.22
Apr	265.62	235.86	256.29	196.84	132.14	126.27	218.08	186.77	215.06	212.39	134.22
May	265.62	235.86	256.29	196.84	132.14	126.27	218.08	188.82	221.97	212.39	134.22
Jun	267.20	235.86	256.29	196.84	132.14	126.27	220.66	193.27	212.68	206.27	134.22
Jul	267.20	235.86	256.29	196.84	132.14	126.27	220.66	193.27	212.68	206.27	134.22

Contd.

7.9 Index number of wholesale prices by commodities

Year/month	OTHER TRANSPORTABLE GOODS												
	Timber	Printing Paper	Hard Board	Coke	Motor Sprit	Diesel Oil	Kerosine Oil	Furnace Oil	Mobile Oil	Chemicals	Dying Materials	Fertilizers	Pesticides
(2007-08=100)													
2009-10	118.75	110.69	97.22	116.57	119.93	167.91	167.68	130.09	138.19	107.72	102.23	143.70	124.59
2010-11	127.27	106.84	110.16	139.84	126.84	194.78	196.30	154.78	150.55	123.06	106.61	174.65	135.09
2011-12	139.00	127.83	150.70	159.41	155.00	240.05	241.84	200.78	173.18	144.52	105.67	258.65	164.20
2012-13	149.51	158.66	193.63	163.45	168.70	257.74	260.42	177.08	183.78	154.14	105.42	261.38	195.99
2013-14	170.36	169.84	220.14	163.45	184.99	271.23	283.49	176.90	194.20	171.90	115.91	266.33	227.17
2014 Jul	184.69	172.62	229.17	163.45	182.40	260.69	288.01	173.10	201.17	193.10	143.77	268.66	262.86
Aug	184.69	169.34	229.17	163.45	182.40	260.69	288.01	169.47	201.17	194.21	143.77	270.28	270.02
Sep	188.95	169.34	229.17	163.45	180.02	256.53	281.74	171.21	201.17	195.25	143.77	271.20	266.71
Oct	189.35	169.34	229.17	163.45	175.05	254.48	277.92	159.86	201.53	196.00	143.77	270.24	266.71
Nov	190.70	169.34	229.17	163.45	159.11	235.67	254.18	157.65	201.53	198.36	143.77	270.69	266.71
Dec	196.61	169.34	229.17	163.45	142.78	219.90	242.40	134.79	201.53	198.36	143.77	272.69	283.64
2015 Jan	202.05	169.34	229.17	163.45	132.22	195.49	209.53	101.36	201.53	199.84	145.16	274.54	290.15
Feb	202.05	167.70	221.35	163.45	118.71	175.03	178.93	95.56	201.53	197.65	146.55	275.65	290.39
Mar	202.05	162.79	197.92	163.45	118.71	175.03	178.93	100.86	200.74	196.79	146.55	273.84	290.39
Apr	202.05	162.72	197.92	163.45	125.47	178.33	178.93	94.70	200.74	195.03	146.55	272.54	293.74
May	202.05	164.56	197.92	163.45	125.47	178.33	178.93	114.06	200.65	194.51	146.55	272.00	293.74
Jun	203.35	164.56	197.92	163.45	131.39	187.52	178.93	117.51	201.05	194.51	146.55	272.17	301.98
Jul	204.34	164.56	197.92	163.45	131.39	187.52	178.93	107.57	201.05	192.95	146.55	272.80	306.30

Contd.

7.9 Index number of wholesale prices by commodities

Year / month	OTHER TRANSPORTABLE GOODS												
	Insecti- cides	Paints & Varnishes	Medicines	Soaps & Detergent	Auto Tyers	Plastic Products	Glass Sheets	Other Glass Articles	Ceramics & Sanitary	Bricks Blocks & Tiles	Cement	Bed Foams	Matches

(2007-08=100)

2009-10	112.11	135.74	108.01	117.69	136.43	123.66	146.16	156.19	126.75	129.58	117.30	105.04	108.52
2010-11	125.88	151.75	115.64	130.52	147.14	135.05	152.83	175.04	129.49	140.85	140.80	113.46	111.73
2011-12	125.90	187.97	117.18	151.04	171.17	179.77	168.41	206.10	136.90	165.89	162.19	126.38	118.84
2012-13	120.85	237.85	138.59	167.01	180.56	193.02	192.56	199.82	158.32	176.20	185.77	141.29	132.57
2013-14	143.37	260.43	139.76	180.26	185.96	201.16	207.04	212.10	182.46	193.91	203.42	148.32	143.20
2014 Jul	181.89	275.71	144.21	183.11	188.21	203.08	209.86	218.27	200.07	201.73	207.76	150.83	143.20
Aug	181.05	276.16	144.21	175.81	188.21	205.01	209.86	218.27	200.91	202.38	207.44	150.83	143.20
Sep	178.63	279.37	145.03	176.33	188.28	206.32	209.86	218.27	207.26	203.25	207.79	150.83	143.20
Oct	179.64	280.05	144.59	177.77	188.28	210.90	209.86	227.13	212.17	204.18	210.17	150.83	143.20
Nov	177.41	280.05	144.94	177.83	188.28	214.92	209.86	230.45	212.17	205.47	209.76	155.17	143.20
Dec	172.37	285.78	145.19	178.23	192.43	218.51	226.39	242.20	216.53	206.80	208.92	156.67	143.20
2015 Jan	149.54	288.63	145.19	178.31	192.43	221.88	226.39	242.20	216.53	204.99	208.27	156.67	143.20
Feb	134.91	288.63	145.19	178.31	192.43	222.47	228.76	242.89	216.99	206.92	207.84	156.67	143.20
Mar	142.24	291.17	145.19	178.14	192.43	222.47	228.76	243.63	218.62	208.60	206.83	156.67	143.20
Apr	143.34	291.69	145.19	178.14	191.36	222.47	228.76	243.63	219.25	209.76	206.86	156.67	143.20
May	141.69	291.69	145.19	180.40	191.36	225.35	230.11	243.63	219.45	210.12	207.25	156.67	162.62
Jun	141.69	291.69	145.19	180.02	191.36	225.60	230.11	243.63	219.58	209.47	207.25	156.67	162.62
Jul	140.84	291.69	145.20	180.02	191.78	228.67	231.30	243.63	221.02	209.47	207.29	156.67	162.62

Contd.

7.9 Index number of wholesale prices by commodities

Year/month	METAL PRODUCT MACHINERY & EQUIP									
	Pig Iron	Steel Bars & Sheets	Pipe Fittings	Steel Products	Engine & Motors	Vacuum Pumps	Air Conditioners	Cultivators	Chuff Cutter	Tractors
(2007-08=100)										
2009-10	129.91	102.51	124.35	117.63	105.29	111.45	143.04	145.95	121.31	137.08
2010-11	128.97	116.14	129.52	125.59	106.23	112.44	147.52	172.18	127.89	152.78
2011-12	128.97	133.06	140.66	152.22	109.07	115.39	165.34	184.47	131.97	177.34
2012-13	128.97	134.92	143.38	162.79	109.07	115.39	174.17	187.71	140.67	161.96
2013-14	128.97	140.15	163.38	169.47	109.07	115.39	180.79	215.46	146.36	188.81
2014 Jul	128.97	146.08	175.34	170.24	109.07	115.39	181.12	226.90	149.20	214.54
Aug	128.97	149.75	175.34	170.24	109.07	115.39	195.53	226.90	149.20	214.54
Sep	128.97	151.35	191.63	172.77	109.07	115.39	195.53	226.90	149.20	214.54
Oct	128.97	150.97	191.94	173.74	109.07	115.39	195.53	226.90	149.20	214.54
Nov	128.97	148.95	191.94	173.80	109.07	115.39	195.53	226.90	149.20	214.54
Dec	128.97	145.97	191.94	173.80	109.07	115.39	195.53	226.90	149.20	214.54
2015 Jan	128.97	144.48	191.94	173.80	109.07	115.39	195.53	226.90	149.20	214.54
Feb	128.97	141.59	191.94	173.80	109.07	115.39	196.18	226.90	149.20	214.54
Mar	128.97	140.43	191.94	173.80	109.07	115.39	196.18	219.76	149.20	214.54
Apr	128.97	140.03	191.94	173.88	109.07	115.39	197.69	219.76	149.20	214.54
May	128.97	139.25	191.94	173.88	109.07	115.39	199.53	219.76	149.20	214.54
Jun	128.97	138.84	193.53	173.54	109.07	115.39	199.53	219.76	149.20	214.54
Jul	128.97	138.82	193.53	173.54	109.07	115.39	199.53	219.76	149.20	214.54

Contd.

7.9 Index number of wholesale prices by commodities

Year / month	METAL PRODUCT MACHINERY & EQUIP								
	Lathe Machine	Concrete Mixer	Refrige Wash & Sew mach Iron	Electrical Wires	Lighting Equip-ments	Radio & Television	Motor Vehicles	Motor Cycles	Bicycles

(2007-08=100)

2009-10	140.74	132.73	119.22	131.12	108.05	119.91	130.55	113.20	108.90
2010-11	142.43	135.46	138.87	142.63	115.71	122.93	142.13	116.77	134.71
2011-12	147.58	138.83	162.92	160.69	141.05	130.71	155.07	122.52	166.65
2012-13	147.68	138.83	167.54	160.01	147.57	127.52	170.90	125.06	177.20
2013-14	186.40	138.83	188.44	173.65	163.03	126.49	179.74	125.61	181.58
2014 Jul	208.81	138.83	195.93	179.18	164.95	126.49	182.59	126.70	182.84
Aug	208.81	138.83	195.93	179.18	164.95	126.49	182.59	126.92	182.84
Sep	208.81	138.83	196.04	184.79	164.95	126.49	182.59	126.92	182.84
Oct	208.81	138.83	196.81	184.79	164.95	126.49	183.03	126.92	182.84
Nov	208.81	138.83	197.85	184.79	165.30	126.49	183.03	126.92	182.84
Dec	208.81	138.83	198.06	190.43	165.30	126.49	183.03	128.20	182.84
2015 Jan	208.81	138.83	198.06	190.43	168.19	126.49	183.03	128.20	185.63
Feb	208.81	138.83	198.16	190.87	168.19	126.49	183.03	128.20	185.63
Mar	208.81	138.83	198.16	190.87	168.19	126.49	183.03	128.20	185.63
Apr	208.81	138.83	198.20	190.87	168.19	126.49	183.03	125.89	185.63
May	208.81	138.83	198.30	187.86	168.19	126.49	183.03	125.89	185.63
Jun	208.81	138.83	198.62	187.86	168.19	126.49	183.03	125.89	185.63
Jul	208.81	138.83	198.62	187.86	167.30	126.49	183.03	125.89	185.63

Contd.

7.10 Intercity Wholesale Prices of Selected Commodities

Group/Commodity/Item Specification	Unit	City	Prices (Rs.)			% Change in July, 2015 Over	
			July, 2015	June, 2015	July, 2014	June, 2015	July, 2014
1. Agriculture Forestry & Fishery							
001. Wheat							
0111201. WHEAT AVG. QLTY.	100 KG.	LAH	3337.50	3175.00	3237.50	5.12	3.09
		FAS	3187.50	3050.00	3250.00	4.51	-1.92
		RAW	3425.00	3325.00	3550.00	3.01	-3.52
		MUL	3050.00	2950.00	3300.00	3.39	-7.58
		GUJ	3112.50	3112.50	3235.00	0.00	-3.79
		SAH	3087.50	2937.50	3062.50	5.11	0.82
		SAR	3100.00	2825.00	3117.50	9.73	-0.56
		SKT	3375.00	3375.00	3350.00	0.00	0.75
		BPR	3112.50	2962.50	3237.50	5.06	-3.86
		GJT	3087.50	3087.50	3225.00	0.00	-4.26
		KSR	3225.00	3150.00	3181.25	2.38	1.38
		KAR	3500.00	3500.00	3400.00	0.00	2.94
		HYD	2980.00	2980.00	3300.00	0.00	-9.70
		SKR	3000.00	3000.00	3200.00	0.00	-6.25
		LRK	2750.00	2750.00	3125.00	0.00	-12.00
		MPK	2875.00	2875.00	3250.00	0.00	-11.54
		NWB	2800.00	2800.00	3400.00	0.00	-17.65
		PSH	2850.00	3050.00	3300.00	-6.56	-13.64
		BNU	3450.00	3200.00	3250.00	7.81	6.15
002. Maize							
0112201. MAIZE AVG. QLTY.	40 KG.	LAH	1150.00	1150.00	1150.00	0.00	0.00
		FAS	1250.00	1075.00	1075.00	16.28	16.28
		RAW	1187.50	1187.50	1175.00	0.00	1.06
		SAR	975.00	1275.00	1025.00	-23.53	-4.88
		KSR	1225.00	1225.00	1150.00	0.00	6.52
		KAR	1395.00	1395.00	1400.00	0.00	-0.36
		HYD	1100.00	1125.00	1200.00	-2.22	-8.33
		PSH	925.00	890.00	970.00	3.93	-4.64
		BNU	1400.00	1400.00	1280.00	0.00	9.38
		QTA	1390.00	1390.00	1390.00	0.00	0.00
003. Rice							
0113201. RICE BASMATI SUP. QLTY.	40 KG.	LAH	3900.00	3900.00	4800.00	0.00	-18.75
		FAS	3750.00	4000.00	4250.00	-6.25	-11.76
		RAW	5000.00	5000.00	5050.00	0.00	-0.99
		MUL	3900.00	3900.00	4450.00	0.00	-12.36
		GUJ	3050.00	3050.00	4750.00	0.00	-35.79
		SKT	2640.00	2640.00	4800.00	0.00	-45.00
		KAR	4100.00	4100.00	5000.00	0.00	-18.00
		HYD	3950.00	3950.00	4700.00	0.00	-15.96
		MPK	4300.00	4400.00	4800.00	-2.27	-10.42
		PSH	3650.00	3650.00	4875.00	0.00	-25.13
		MNG	3550.00	3550.00	4400.00	0.00	-19.32
		QTA	4800.00	4800.00	4800.00	0.00	0.00
0113202. RICE BASMATI BROKEN AVG. QLTY.	40 KG.	LAH	2350.00	2350.00	2875.00	0.00	-18.26
		RAW	3075.00	3075.00	3262.50	0.00	-5.75
		GUJ	2100.00	2100.00	2600.00	0.00	-19.23
		SAH	1700.00	2000.00	2200.00	-15.00	-22.73
		SKT	1800.00	1800.00	2550.00	0.00	-29.41
		BPR	2100.00	2100.00	2100.00	0.00	0.00
		GJT	1850.00	1850.00	2600.00	0.00	-28.85
		KSR	2400.00	2400.00	2825.00	0.00	-15.04
		KAR	2660.00	2660.00	2840.00	0.00	-6.34

Contd.

7.10 Intercity Wholesale Prices of Selected Commodities

Group/Commodity/Item Specification	Unit	City	Prices (Rs.)			% Change in July, 2015 Over	
			July, 2015	June, 2015	July, 2014	June, 2015	July, 2014
		HYD	2050.00	2050.00	2400.00	0.00	-14.58
		SKR	2000.00	2000.00	2300.00	0.00	-13.04
		LRK	3200.00	3200.00	3200.00	0.00	0.00
		MPK	1450.00	1400.00	2000.00	3.57	-27.50
		PSH	1950.00	1950.00	2600.00	0.00	-25.00
		BNU	1650.00	1650.00	1700.00	0.00	-2.94
		QTA	2900.00	2900.00	2900.00	0.00	0.00
0113203. RICE IRRI-9 PUNJAB	40 KG.	LAH	2175.00	2175.00	2325.00	0.00	-6.45
		FAS	2450.00	2600.00	2750.00	-5.77	-10.91
		RAW	2250.00	2250.00	2425.00	0.00	-7.22
		SAR	1650.00	1900.00	1700.00	-13.16	-2.94
		SKT	1600.00	1600.00	1210.00	0.00	32.23
		QTA	1360.00	1360.00	1460.00	0.00	-6.85
0113204. RICE IRRI-6 SINDH	40 KG.	KAR	1600.00	1600.00	1960.00	0.00	-18.37
		HYD	1500.00	1500.00	1625.00	0.00	-7.69
		SKR	1340.00	1340.00	1520.00	0.00	-11.84
		LRK	1200.00	1200.00	1400.00	0.00	-14.29
		NWB	1630.00	1630.00	1630.00	0.00	0.00
		PSH	1320.00	1320.00	1600.00	0.00	-17.50
		QTA	1600.00	1600.00	1420.00	0.00	12.68
004. Sorghum / Jowar							
0114201. JOWAR AVG. QLTY.	40 KG.	LAH	1650.00	1650.00	1900.00	0.00	-13.16
		FAS	1800.00	1800.00	1450.00	0.00	24.14
		SAR	3300.00	2450.00	2650.00	34.69	24.53
		GJT	2350.00	2350.00	2750.00	0.00	-14.55
		KAR	1300.00	1300.00	990.00	0.00	31.31
		HYD	1500.00	1500.00	1700.00	0.00	-11.76
		PSH	1487.50	1462.50	1395.00	1.71	6.63
005. Millet / Bajra							
0118201. BAJRA AVG. QLTY.	40 KG.	LAH	1275.00	1275.00	1125.00	0.00	13.33
		FAS	1320.00	1320.00	1075.00	0.00	22.79
		SAR	1350.00	1350.00	1187.50	0.00	13.68
		GJT	1300.00	1260.00	1012.50	3.17	28.40
		KAR	1312.50	1290.00	1170.00	1.74	12.18
		HYD	1300.00	1250.00	1120.00	4.00	16.07
		PSH	1320.00	1290.00	1175.00	2.33	12.34
006. Vegetables							
0122201. CUCUMBER (KHEERA) AVG. QLTY.	100 KG.	LAH	1675.00	1450.00	1450.00	15.52	15.52
		FAS	2750.00	2250.00	2100.00	22.22	30.95
		RAW	2775.00	2950.00	4250.00	-5.93	-34.71
		MUL	4750.00	3250.00	1650.00	46.15	187.88
		GUJ	1050.00	1650.00	1750.00	-36.36	-40.00
		SAR	2575.00	2050.00	475.00	25.61	442.11
		SKT	2000.00	2000.00	3900.00	0.00	-48.72
		KAR	1675.00	1640.00	1900.00	2.13	-11.84
		HYD	3500.00	3000.00	3450.00	16.67	1.45
		SKR	2000.00	1000.00	1944.00	100.00	2.88
		PSH	2400.00	3800.00	3000.00	-36.84	-20.00
		BNU	2600.00	2600.00	2000.00	0.00	30.00
		QTA	8600.00	4200.00	4500.00	104.76	91.11
0122401. TOMATOES AVG. QLTY.	40 KG.	LAH	1547.50	1625.00	2700.00	-4.77	-42.69
		FAS	1500.00	1600.00	1400.00	-6.25	7.14
		RAW	875.00	2375.00	1575.00	-63.16	-44.44
		MUL	1150.00	1700.00	2600.00	-32.35	-55.77

Contd.

7.10 Intercity Wholesale Prices of Selected Commodities

Group/Commodity/Item Specification	Unit	City	Prices (Rs.)			% Change in July, 2015 Over	
			July, 2015	June, 2015	July, 2014	June, 2015	July, 2014
		GUJ	1475.00	1950.00	1050.00	-24.36	40.48
		SAH	1637.50	1637.50	2400.00	0.00	-31.77
		SAR	1660.00	1775.00	1500.00	-6.48	10.67
		SKT	1050.00	1760.00	1800.00	-40.34	-41.67
		BPR	1520.00	2000.00	1960.00	-24.00	-22.45
		GJT	1450.00	1950.00	1125.00	-25.64	28.89
		KAR	1440.00	2300.00	760.00	-37.39	89.47
		HYD	1800.00	2000.00	1775.00	-10.00	1.41
		SKR	1000.00	2200.00	1046.00	-54.55	-4.40
		LRK	1600.00	3000.00	1920.00	-46.67	-16.67
		MPK	1000.00	2400.00	1000.00	-58.33	0.00
		PSH	960.00	2200.00	760.00	-56.36	26.32
		BNU	1500.00	1600.00	1600.00	-6.25	-6.25
		MNG	1400.00	2000.00	975.00	-30.00	43.59
0124201. GARLIC	40 KG.	QTA	880.00	1880.00	1250.00	-53.19	-29.60
		LAH	4600.00	4680.00	3922.50	-1.71	17.27
		FAS	3400.00	2850.00	2100.00	19.30	61.90
		RAW	3900.00	3750.00	2912.50	4.00	33.91
		SAR	5400.00	4700.00	2462.50	14.89	119.29
		SKT	5200.00	5600.00	4000.00	-7.14	30.00
		GJT	4700.00	4700.00	3650.00	0.00	28.77
		KAR	4440.00	4440.00	3400.00	0.00	30.59
		HYD	5450.00	4750.00	3450.00	14.74	57.97
		SKR	4000.00	4000.00	2800.00	0.00	42.86
		PSH	4800.00	2900.00	3000.00	65.52	60.00
		MNG	5000.00	4400.00	3400.00	13.64	47.06
0124301. ONIONS DRY AVG. QLTY.	40 KG.	QTA	4800.00	4200.00	5800.00	14.29	-17.24
		LAH	1320.00	1650.00	1300.00	-20.00	1.54
		FAS	1300.00	1300.00	1300.00	0.00	0.00
		RAW	1725.00	1625.00	1175.00	6.15	46.81
		MUL	1050.00	1300.00	1050.00	-19.23	0.00
		GUJ	1200.00	1650.00	1075.00	-27.27	11.63
		SAH	1325.00	1462.50	1400.00	-9.40	-5.36
		SAR	1075.00	1400.00	1300.00	-23.21	-17.31
		SKT	1150.00	1800.00	1100.00	-36.11	4.55
		BPR	1520.00	1480.00	980.00	2.70	55.10
		GJT	1250.00	1600.00	1125.00	-21.88	11.11
		KSR	1320.00	1675.00	1225.00	-21.19	7.76
		KAR	1500.00	1460.00	1000.00	2.74	50.00
		HYD	1300.00	1450.00	1275.00	-10.34	1.96
		SKR	920.00	1480.00	860.00	-37.84	6.98
		LRK	1400.00	1600.00	1200.00	-12.50	16.67
		MPK	1000.00	1200.00	1000.00	-16.67	0.00
		NWB	1600.00	1600.00	1600.00	0.00	0.00
		PSH	1520.00	1300.00	1100.00	16.92	38.18
		BNU	1400.00	1500.00	1100.00	-6.67	27.27
		MNG	1400.00	1700.00	1050.00	-17.65	33.33
0124902. LADY FINGER AVG. QLTY.	100 KG.	QTA	1280.00	1680.00	1150.00	-23.81	11.30
		LAH	3350.00	4100.00	2675.00	-18.29	25.23
		FAS	1800.00	2500.00	1450.00	-28.00	24.14
		RAW	4150.00	5150.00	3450.00	-19.42	20.29
		MUL	3250.00	3900.00	3750.00	-16.67	-13.33
		SKT	2750.00	5000.00	3400.00	-45.00	-19.12
		KAR	5750.00	5750.00	5250.00	0.00	9.52

Contd.

7.10 Intercity Wholesale Prices of Selected Commodities

Group/Commodity/Item Specification	Unit	City	Prices (Rs.)			% Change in July, 2015 Over			
			July, 2015	June, 2015	July, 2014	June, 2015	July, 2014		
0124903. TINDA AVG. QLTY.	100 KG.	SKR	2000.00	2800.00	3500.00	-28.57	-42.86		
		PSH	3000.00	8625.00	3000.00	-65.22	0.00		
		BNU	3000.00	5000.00	3000.00	-40.00	0.00		
		QTA	9200.00	7000.00	8500.00	31.43	8.24		
		LAH	4050.00	4050.00	4550.00	0.00	-10.99		
		FAS	2150.00	2150.00	3750.00	0.00	-42.67		
		RAW	4250.00	4250.00	2775.00	0.00	53.15		
		MUL	2750.00	2750.00	3750.00	0.00	-26.67		
		SKT	3000.00	3000.00	5200.00	0.00	-42.31		
		KAR	2515.00	2450.00	2900.00	2.65	-13.28		
		SKR	2000.00	2000.00	3000.00	0.00	-33.33		
0124904. BRINJAL AVG. QLTY.	100 KG.	MPK	3800.00	2500.00	4600.00	52.00	-17.39		
		PSH	3000.00	4100.00	3000.00	-26.83	0.00		
		MNG	4375.00	3000.00	3000.00	45.83	45.83		
		LAH	3350.00	3350.00	3750.00	0.00	-10.67		
		FAS	1500.00	1300.00	2250.00	15.38	-33.33		
		MUL	2750.00	2750.00	3650.00	0.00	-24.66		
		SAR	1325.00	1700.00	3475.00	-22.06	-61.87		
		SKT	2000.00	2250.00	4900.00	-11.11	-59.18		
		KAR	1650.00	1650.00	2300.00	0.00	-28.26		
		SKR	2400.00	1800.00	2800.00	33.33	-14.29		
		MPK	1800.00	2600.00	2200.00	-30.77	-18.18		
0124905. BOTTLE GOURD (LOKI)	100 KG.	PSH	1300.00	3750.00	1750.00	-65.33	-25.71		
		BNU	2000.00	2500.00	1600.00	-20.00	25.00		
		QTA	7200.00	3200.00	3200.00	125.00	125.00		
		LAH	1550.00	1900.00	3050.00	-18.42	-49.18		
		FAS	1100.00	2200.00	1700.00	-50.00	-35.29		
		RAW	2550.00	2550.00	3250.00	0.00	-21.54		
		KAR	1100.00	1100.00	2700.00	0.00	-59.26		
		HYD	3000.00	2500.00	3500.00	20.00	-14.29		
		SKR	2000.00	2000.00	2000.00	0.00	0.00		
		PSH	3000.00	4250.00	1750.00	-29.41	71.43		
		BNU	2000.00	2400.00	2000.00	-16.67	0.00		
0124906. KARELLA	100 KG.	LAH	1975.00	2100.00	2450.00	-5.95	-19.39		
		FAS	1400.00	2100.00	2150.00	-33.33	-34.88		
		RAW	4250.00	4250.00	4050.00	0.00	4.94		
		SAR	2000.00	2025.00	1825.00	-1.23	9.59		
		KAR	2900.00	2900.00	2900.00	0.00	0.00		
		HYD	4000.00	4000.00	4500.00	0.00	-11.11		
		SKR	4000.00	2000.00	5500.00	100.00	-27.27		
		PSH	2400.00	3750.00	2000.00	-36.00	20.00		
		BNU	3000.00	3500.00	2500.00	-14.29	20.00		
		007. Fresh Fruits							
		0131201. BANANA AVG. QLTY.	DOZ.	LAH	63.75	67.50	92.50	-5.56	-31.08
FAS	52.50			52.50	55.00	0.00	-4.55		
RAW	130.00			120.00	147.50	8.33	-11.86		
MUL	87.50			62.50	92.50	40.00	-5.41		
GUJ	87.50			80.00	87.50	9.38	0.00		
SKT	90.00			80.00	115.00	12.50	-21.74		
BPR	67.50			57.50	75.00	17.39	-10.00		
GJT	82.50			72.50	95.00	13.79	-13.16		
KAR	42.50			42.00	61.00	1.19	-30.33		
HYD	65.00			70.00	70.00	-7.14	-7.14		
SKR	50.00			50.00	75.00	0.00	-33.33		

Contd.

7.10 Intercity Wholesale Prices of Selected Commodities

Group/Commodity/Item Specification	Unit	City	Prices (Rs.)			% Change in July, 2015 Over	
			July, 2015	June, 2015	July, 2014	June, 2015	July, 2014
		MPK	30.00	25.00	30.00	20.00	0.00
		PSH	67.50	55.00	75.00	22.73	-10.00
		MNG	135.00	70.00	200.00	92.86	-32.50
0131601. MANGOES SINDHRI AVG. QLTY.	40 KG.	KAR	1900.00	2300.00	1290.00	-17.39	47.29
		HYD	3500.00	2200.00	2400.00	59.09	45.83
0131602. MANGOES LANGRA AVG. QLTY.	40 KG.	LAH	2175.00	2100.00	2275.00	3.57	-4.40
		RAW	2525.00	2450.00	2325.00	3.06	8.60
		MUL	2500.00	2500.00	1600.00	0.00	56.25
		GJT	1530.00	1350.00	1800.00	13.33	-15.00
		KAR	1900.00	2300.00	1560.00	-17.39	21.79
		PSH	2780.00	3200.00	3000.00	-13.13	-7.33
		QTA	3040.00	2640.00	2600.00	15.15	16.92
0131603. MANGOES CHONSA AVG. QLTY.	40 KG.	LAH	2875.00	2300.00	2690.00	25.00	6.88
		FAS	2950.00	2400.00	2100.00	22.92	40.48
		RAW	4150.00	3250.00	3025.00	27.69	37.19
		MUL	3000.00	2462.50	2900.00	21.83	3.45
		GJT	4000.00	3550.00	2500.00	12.68	60.00
		KAR	2500.00	2700.00	1720.00	-7.41	45.35
0131701. PAPAYA (PAPETA)	40 KG.	LAH	3700.00	3700.00	2950.00	0.00	25.42
		KAR	2500.00	2500.00	1660.00	0.00	50.60
		HYD	2100.00	2100.00	1800.00	0.00	16.67
		MPK	2000.00	2000.00	1700.00	0.00	17.65
0133001. GRAPES (ANGOOR) AVG. QLTY.	40 KG.	LAH	6250.00	0.00	11250.00	-----	-44.44
		RAW	5050.00	0.00	7900.00	-----	-36.08
		KAR	4900.00	0.00	0.00	-----	-----
		HYD	9000.00	0.00	7200.00	-----	25.00
		SKR	5600.00	0.00	8000.00	-----	-30.00
		PSH	4600.00	0.00	4650.00	-----	-1.08
		QTA	3040.00	0.00	7000.00	-----	-56.57
0134401. STRAWBURY	40 KG.	LAH	3350.00	3350.00	2900.00	0.00	15.52
		RAW	5450.00	5450.00	4650.00	0.00	17.20
		KAR	5000.00	5000.00	3800.00	0.00	31.58
		SKR	2500.00	2500.00	3500.00	0.00	-28.57
0135101. APPLE AVG. QLTY.	40 KG.	LAH	6250.00	6250.00	3700.00	0.00	68.92
		RAW	3475.00	3350.00	3250.00	3.73	6.92
		MUL	4750.00	4200.00	3400.00	13.10	39.71
		KAR	3700.00	3600.00	3100.00	2.78	19.35
		HYD	3600.00	3600.00	3200.00	0.00	12.50
		SKR	3200.00	2700.00	2310.00	18.52	38.53
		PSH	3500.00	3730.00	3200.00	-6.17	9.38
		MNG	6000.00	4300.00	3800.00	39.53	57.89
		QTA	5400.00	5000.00	5800.00	8.00	-6.90
0135102. APPLE SUP. QLTY.	40 KG.	LAH	8100.00	8100.00	5350.00	0.00	51.40
		RAW	6375.00	6250.00	5650.00	2.00	12.83
		GJT	7100.00	7100.00	5400.00	0.00	31.48
		KAR	4800.00	4600.00	3900.00	4.35	23.08
		PSH	3575.00	3550.00	4500.00	0.70	-20.56
		MNG	7200.00	6500.00	6000.00	10.77	20.00
		QTA	6400.00	6000.00	6800.00	6.67	-5.88
0135501. PEACH(AROO) AVG. QLTY.	40 KG.	LAH	2550.00	0.00	2550.00	-----	0.00
		RAW	4550.00	0.00	3950.00	-----	15.19
		KAR	2900.00	0.00	4100.00	-----	-29.27
		PSH	1550.00	0.00	1200.00	-----	29.17
		QTA	3800.00	0.00	3000.00	-----	26.67

Contd.

7.10 Intercity Wholesale Prices of Selected Commodities

Group/Commodity/Item Specification	Unit	City	Prices (Rs.)			% Change in July, 2015 Over	
			July, 2015	June, 2015	July, 2014	June, 2015	July, 2014
0136101. WATER MELON	40 KG.	LAH	600.00	600.00	1050.00	0.00	-42.86
		FAS	350.00	350.00	700.00	0.00	-50.00
		RAW	775.00	675.00	925.00	14.81	-16.22
		MUL	735.00	735.00	750.00	0.00	-2.00
		KSR	475.00	475.00	925.00	0.00	-48.65
		KAR	640.00	530.00	950.00	20.75	-32.63
		HYD	1000.00	800.00	1250.00	25.00	-20.00
		SKR	800.00	480.00	800.00	66.67	0.00
		PSH	1050.00	1400.00	600.00	-25.00	75.00
		QTA	840.00	840.00	760.00	0.00	10.53
0136102. MUSK MELON (SARDA/GARMA)	40 KG.	LAH	1150.00	1150.00	1550.00	0.00	-25.81
		RAW	1475.00	1412.50	1275.00	4.42	15.69
		SKT	2000.00	1200.00	1100.00	66.67	81.82
		KAR	1100.00	1240.00	950.00	-11.29	15.79
0136103. SWEET MELON (KHURBOZA)	40 KG.	PSH	1750.00	1050.00	1000.00	66.67	75.00
		LAH	1690.00	2000.00	2450.00	-15.50	-31.02
		RAW	2050.00	2050.00	3125.00	0.00	-34.40
		KAR	1340.00	1340.00	1350.00	0.00	-0.74
HYD	40 KG.	2400.00	2400.00	2600.00	0.00	-7.69	
008. Dry Fruits							
0138101. ALMOND KAGZI(IN SHELL)AVG. QLTY.	40 KG.	LAH	21800.00	21800.00	19000.00	0.00	14.74
		RAW	14750.00	14750.00	10900.00	0.00	35.32
		MUL	26500.00	26500.00	17000.00	0.00	55.88
		KAR	20900.00	20400.00	15300.00	2.45	36.60
		HYD	21000.00	21000.00	13650.00	0.00	53.85
		MPK	27000.00	27000.00	16000.00	0.00	68.75
		PSH	25500.00	25500.00	22000.00	0.00	15.91
		MNG	30000.00	27200.00	22400.00	10.29	33.93
		QTA	13200.00	13200.00	12600.00	0.00	4.76
		0138401. CHHOARA (DRY DATES) AVG. QLTY.	40 KG.	LAH	3500.00	3500.00	2900.00
FAS	2300.00			2300.00	1850.00	0.00	24.32
RAW	4150.00			4150.00	3775.00	0.00	9.93
MUL	3900.00			3700.00	3700.00	5.41	5.41
KAR	4300.00			4300.00	3685.00	0.00	16.69
HYD	3250.00			3260.00	2950.00	-0.31	10.17
MPK	2500.00			2500.00	1800.00	0.00	38.89
PSH	3400.00			3400.00	2400.00	0.00	41.67
BNU	3700.00			3700.00	4000.00	0.00	-7.50
0138501. PISTACHIO(WITHOUT SHELL)AVG. QLTY	40 KG.			LAH	74500.00	74500.00	67000.00
		RAW	72500.00	74500.00	84250.00	-2.68	-13.95
		MUL	78500.00	77000.00	79000.00	1.95	-0.63
		KAR	86200.00	86000.00	71000.00	0.23	21.41
		HYD	80000.00	80000.00	84000.00	0.00	-4.76
		SKR	83500.00	83500.00	80000.00	0.00	4.38
		PSH	75000.00	75000.00	72000.00	0.00	4.17
QTA	58000.00	58000.00	58000.00	0.00	0.00		
0138901. COCONUT DRY AVG. QLTY.	40 KG.	LAH	9350.00	9350.00	9750.00	0.00	-4.10
		MUL	8100.00	8100.00	9750.00	0.00	-16.92
		GJT	9000.00	9400.00	10800.00	-4.26	-16.67
		KAR	9950.00	9950.00	9800.00	0.00	1.53
		HYD	9600.00	10000.00	9500.00	-4.00	1.05
		SKR	10000.00	10000.00	11000.00	0.00	-9.09
		MPK	10000.00	10000.00	10000.00	0.00	0.00

Contd.

7.10 Intercity Wholesale Prices of Selected Commodities

Group/Commodity/Item Specification	Unit	City	Prices (Rs.)			% Change in July, 2015 Over	
			July, 2015	June, 2015	July, 2014	June, 2015	July, 2014
		PSH	9600.00	9600.00	10000.00	0.00	-4.00
		MNG	9200.00	9600.00	11200.00	-4.17	-17.86
009. Cotton Seeds							
0143101. COTTON SEEDS	40 KG.	FAS	1250.00	1450.00	1800.00	-13.79	-30.56
		MUL	1175.00	1275.00	1775.00	-7.84	-33.80
		SAH	1475.00	1475.00	1725.00	0.00	-14.49
		SAR	1550.00	1450.00	1220.00	6.90	27.05
		SKT	1733.00	1733.00	1200.00	0.00	44.42
		KSR	1425.00	1425.00	1425.00	0.00	0.00
		KAR	2660.00	2660.00	1920.00	0.00	38.54
		HYD	1200.00	1200.00	1150.00	0.00	4.35
010. Other Oil Seeds							
0144201. MUSTARD SEEDS	40 KG.	FAS	2150.00	2150.00	2850.00	0.00	-24.56
		MUL	2050.00	2150.00	2750.00	-4.65	-25.45
		SAH	2062.50	2062.50	2550.00	0.00	-19.12
		BPR	2150.00	2150.00	2750.00	0.00	-21.82
		KSR	2750.00	2750.00	2750.00	0.00	0.00
		KAR	2715.00	2715.00	2465.00	0.00	10.14
		HYD	2100.00	2100.00	2500.00	0.00	-16.00
		MPK	2000.00	2000.00	2600.00	0.00	-23.08
		NWB	1500.00	1500.00	2700.00	0.00	-44.44
		PSH	3000.00	3000.00	2750.00	0.00	9.09
011. Edible Roots / Potatoes							
0151001. POTATOES WHITE AVG. QLTY.	40 KG.	KAR	405.00	405.00	1860.00	0.00	-78.23
		HYD	480.00	450.00	2000.00	6.67	-76.00
		SKR	400.00	400.00	2220.00	0.00	-81.98
		MPK	400.00	480.00	2200.00	-16.67	-81.82
		QTA	660.00	460.00	2050.00	43.48	-67.80
0151002. POTATOES RED AVG. QLTY.	40 KG.	LAH	675.00	675.00	2000.00	0.00	-66.25
		FAS	825.00	540.00	2100.00	52.78	-60.71
		RAW	737.50	712.50	2375.00	3.51	-68.95
		MUL	850.00	625.00	2100.00	36.00	-59.52
		GUJ	625.00	625.00	2250.00	0.00	-72.22
		SAH	1025.00	1450.00	2100.00	-29.31	-51.19
		SAR	540.00	625.00	2150.00	-13.60	-74.88
		SKT	1000.00	800.00	2750.00	25.00	-63.64
		BPR	620.00	620.00	2120.00	0.00	-70.75
		PSH	900.00	820.00	2200.00	9.76	-59.09
		MNG	800.00	720.00	2400.00	11.11	-66.67
012. Stimulant & Spice Crops							
0165201. RED CHILLIES DRY(WHOLE)	40 KG.	LAH	9575.00	9575.00	8250.00	0.00	16.06
		FAS	8350.00	8100.00	7050.00	3.09	18.44
		RAW	8750.00	8750.00	8450.00	0.00	3.55
		MUL	7700.00	7700.00	7550.00	0.00	1.99
		KAR	9450.00	9450.00	9000.00	0.00	5.00
		HYD	8000.00	8500.00	7000.00	-5.88	14.29
		MPK	8000.00	8000.00	7500.00	0.00	6.67
		PSH	8600.00	8600.00	7200.00	0.00	19.44
		QTA	11600.00	11600.00	10600.00	0.00	9.43
0165401. CUMINSEED WHITE 50 G.PKT.NAT.	EACH	LAH	49.50	49.50	46.80	0.00	5.77
		FAS	48.28	48.28	48.28	0.00	0.00
		RAW	46.00	46.00	46.00	0.00	0.00
		MUL	48.67	48.67	48.67	0.00	0.00
		KAR	50.00	50.00	50.00	0.00	0.00

Contd.

7.10 Intercity Wholesale Prices of Selected Commodities

Group/Commodity/Item Specification	Unit	City	Prices (Rs.)			% Change in July, 2015 Over	
			July, 2015	June, 2015	July, 2014	June, 2015	July, 2014
		HYD	52.00	52.00	52.00	0.00	0.00
		MPK	40.45	40.45	40.45	0.00	0.00
		PSH	51.00	51.00	51.00	0.00	0.00
		MNG	45.00	45.00	50.00	0.00	-10.00
		QTA	46.00	46.00	46.00	0.00	0.00
0165402. CARDAMOM LARGE	40 KG.	LAH	98500.00	98500.00	85500.00	0.00	15.20
		RAW	109500.00	90500.00	73750.00	20.99	48.47
		MUL	123000.00	123000.00	103000.00	0.00	19.42
		KAR	129500.00	129500.00	85000.00	0.00	52.35
		HYD	120000.00	120000.00	82000.00	0.00	46.34
		MPK	120000.00	120000.00	100000.00	0.00	20.00
		PSH	140000.00	122000.00	80000.00	14.75	75.00
		QTA	104000.00	104000.00	104000.00	0.00	0.00
0165403. CARDAMOM SMALL	KG.	LAH	1175.00	1175.00	1090.00	0.00	7.80
		RAW	1325.00	1325.00	1775.00	0.00	-25.35
		MUL	1250.00	1250.00	1300.00	0.00	-3.85
		KAR	1275.00	1225.00	1225.00	4.08	4.08
		HYD	1400.00	1400.00	1400.00	0.00	0.00
		MPK	1000.00	1000.00	900.00	0.00	11.11
		PSH	1375.00	1375.00	1150.00	0.00	19.57
		QTA	925.00	925.00	925.00	0.00	0.00
0165501. CINNAMON	40 KG.	RAW	9250.00	9250.00	8100.00	0.00	14.20
		MUL	11250.00	11250.00	9700.00	0.00	15.98
		KAR	10900.00	11000.00	9000.00	-0.91	21.11
		PSH	10000.00	10000.00	9400.00	0.00	6.38
		QTA	5100.00	5100.00	5100.00	0.00	0.00
0165701. GINGER GREEN	40 KG.	LAH	7050.00	8100.00	11850.00	-12.96	-40.51
		FAS	5500.00	5500.00	7500.00	0.00	-26.67
		RAW	8650.00	9250.00	9750.00	-6.49	-11.28
		SAR	6900.00	9650.00	8100.00	-28.50	-14.81
		SKT	7200.00	7200.00	14250.00	0.00	-49.47
		KAR	6900.00	6900.00	10200.00	0.00	-32.35
		HYD	7200.00	9500.00	12000.00	-24.21	-40.00
		SKR	6000.00	5300.00	10600.00	13.21	-43.40
		PSH	8000.00	5800.00	8000.00	37.93	0.00
		MNG	8000.00	6400.00	13750.00	25.00	-41.82
		QTA	4800.00	4200.00	6200.00	14.29	-22.58
013. Pulses							
0170101. KIDNEY BEANS DRY WHOLE (LOBIA)	40 KG.	LAH	5250.00	5250.00	5450.00	0.00	-3.67
		RAW	4725.00	4725.00	4375.00	0.00	8.00
		MUL	4300.00	4300.00	4100.00	0.00	4.88
		KSR	5250.00	5250.00	5900.00	0.00	-11.02
		KAR	4400.00	4400.00	4300.00	0.00	2.33
		HYD	3600.00	3600.00	3300.00	0.00	9.09
		PSH	3900.00	3600.00	4100.00	8.33	-4.88
		BNU	4500.00	4500.00	4500.00	0.00	0.00
		QTA	5000.00	5000.00	3300.00	0.00	51.52
0170401. MASOOR WHOLE AVG. QLTY.	100 KG.	LAH	11250.00	11250.00	10750.00	0.00	4.65
		FAS	9875.00	10250.00	8800.00	-3.66	12.22
		RAW	12100.00	12100.00	10250.00	0.00	18.05
		MUL	10100.00	10100.00	9500.00	0.00	6.32
		SAR	10250.00	10875.00	9300.00	-5.75	10.22
		SKT	11000.00	11000.00	11000.00	0.00	0.00
		BPR	10650.00	10650.00	9750.00	0.00	9.23

Contd.

7.10 Intercity Wholesale Prices of Selected Commodities

Group/Commodity/Item Specification	Unit	City	Prices (Rs.)			% Change in July, 2015 Over	
			July, 2015	June, 2015	July, 2014	June, 2015	July, 2014
		GJT	10750.00	10750.00	9500.00	0.00	13.16
		KSR	11150.00	11150.00	11250.00	0.00	-0.89
		KAR	10550.00	10550.00	9750.00	0.00	8.21
		HYD	9550.00	9550.00	8800.00	0.00	8.52
		SKR	11000.00	11000.00	9500.00	0.00	15.79
		LRK	11000.00	11000.00	11000.00	0.00	0.00
		MPK	10500.00	10500.00	10000.00	0.00	5.00
		PSH	12200.00	12200.00	0.00	0.00	-----
		QTA	14600.00	13000.00	13050.00	12.31	11.88
0170402. MASOOR SPLIT AVG. QLTY.	100 KG.	LAH	13250.00	13250.00	11250.00	0.00	17.78
		FAS	10875.00	11250.00	9525.00	-3.33	14.17
		RAW	13400.00	13400.00	12350.00	0.00	8.50
		MUL	11500.00	11250.00	9900.00	2.22	16.16
		SAR	12250.00	12750.00	12000.00	-3.92	2.08
		SKT	12800.00	12800.00	12000.00	0.00	6.67
		BPR	11500.00	11500.00	11500.00	0.00	0.00
		GJT	14000.00	14000.00	11750.00	0.00	19.15
		KAR	12350.00	12350.00	10600.00	0.00	16.51
		HYD	10600.00	11600.00	10200.00	-8.62	3.92
		SKR	12000.00	12000.00	11400.00	0.00	5.26
		LRK	12000.00	12800.00	9750.00	-6.25	23.08
		MPK	11000.00	12000.00	10700.00	-8.33	2.80
		PSH	11800.00	12200.00	10900.00	-3.28	8.26
		QTA	15600.00	14000.00	12950.00	11.43	20.46
0170901. GRAM WHOLE YELLOW AVG. QLTY.	100 KG.	LAH	10250.00	10250.00	5000.00	0.00	105.00
		FAS	7250.00	6750.00	5400.00	7.41	34.26
		RAW	8900.00	9100.00	8900.00	-2.20	0.00
		MUL	9250.00	8850.00	9000.00	4.52	2.78
		SAR	9250.00	10250.00	8250.00	-9.76	12.12
		BPR	9250.00	9250.00	9250.00	0.00	0.00
		GJT	9000.00	9000.00	8500.00	0.00	5.88
		KAR	9800.00	9800.00	9100.00	0.00	7.69
		HYD	9000.00	9000.00	9000.00	0.00	0.00
		SKR	9250.00	9000.00	8400.00	2.78	10.12
		MPK	11000.00	11000.00	8500.00	0.00	29.41
		PSH	8000.00	8000.00	8550.00	0.00	-6.43
		BNU	8200.00	8200.00	9375.00	0.00	-12.53
		QTA	13500.00	13500.00	9500.00	0.00	42.11
0170902. GRAM SPLIT AVG. QLTY.	100 KG.	LAH	9100.00	8250.00	5250.00	10.30	73.33
		FAS	7425.00	7062.50	5300.00	5.13	40.09
		RAW	9750.00	8750.00	5900.00	11.43	65.25
		MUL	9750.00	8775.00	5550.00	11.11	75.68
		GUJ	10125.00	8500.00	5850.00	19.12	73.08
		SAR	10000.00	8050.00	5600.00	24.22	78.57
		SKT	10000.00	8800.00	6050.00	13.64	65.29
		BPR	10000.00	8900.00	5800.00	12.36	72.41
		GJT	10125.00	8100.00	5250.00	25.00	92.86
		KAR	8100.00	8100.00	6100.00	0.00	32.79
		HYD	10400.00	8500.00	6000.00	22.35	73.33
		SKR	8500.00	8000.00	6000.00	6.25	41.67
		MPK	9500.00	9500.00	6300.00	0.00	50.79
		PSH	8500.00	8500.00	6150.00	0.00	38.21
		BNU	9000.00	8500.00	6100.00	5.88	47.54
		QTA	12000.00	11000.00	6000.00	9.09	100.00

Contd.

7.10 Intercity Wholesale Prices of Selected Commodities

Group/Commodity/Item Specification	Unit	City	Prices (Rs.)			% Change in July, 2015 Over		
			July, 2015	June, 2015	July, 2014	June, 2015	July, 2014	
0170903. MASH WHOLE AVG. QLTY.	100 KG.	LAH	14750.00	14750.00	9600.00	0.00	53.65	
		FAS	14500.00	14500.00	9250.00	0.00	56.76	
		RAW	16100.00	16100.00	12100.00	0.00	33.06	
		MUL	13600.00	13600.00	9900.00	0.00	37.37	
		SKT	14000.00	14000.00	12000.00	0.00	16.67	
		KSR	14750.00	14750.00	9350.00	0.00	57.75	
0170904. MASH SPLIT AVG. QLTY.	100 KG.	KAR	13075.00	12950.00	11250.00	0.97	16.22	
		LAH	17750.00	17750.00	12250.00	0.00	44.90	
		FAS	17250.00	17250.00	10675.00	0.00	61.59	
		RAW	17400.00	17400.00	14250.00	0.00	22.11	
		MUL	16600.00	16600.00	12750.00	0.00	30.20	
		SKT	18000.00	18000.00	12500.00	0.00	44.00	
		KSR	16750.00	16750.00	12250.00	0.00	36.73	
		KAR	14050.00	14050.00	12250.00	0.00	14.69	
		HYD	16000.00	16000.00	11500.00	0.00	39.13	
		SKR	15000.00	15000.00	10500.00	0.00	42.86	
		MPK	16500.00	16500.00	13000.00	0.00	26.92	
		PSH	16900.00	16900.00	13250.00	0.00	27.55	
0170905. MOONG WHOLE AVG. QLTY.	100 KG.	MNG	16400.00	16400.00	12500.00	0.00	31.20	
		QTA	21400.00	21600.00	15600.00	-0.93	37.18	
		LAH	14750.00	14750.00	13900.00	0.00	6.12	
		FAS	9900.00	13750.00	12250.00	-28.00	-19.18	
		RAW	16100.00	16100.00	15250.00	0.00	5.57	
		MUL	12750.00	12750.00	13900.00	0.00	-8.27	
		SKT	14000.00	14000.00	12500.00	0.00	12.00	
		GJT	11800.00	13800.00	12500.00	-14.49	-5.60	
		KSR	14250.00	14250.00	13950.00	0.00	2.15	
		KAR	14850.00	14850.00	12750.00	0.00	16.47	
		SKR	14000.00	14500.00	14250.00	-3.45	-1.75	
		PSH	13800.00	13800.00	13250.00	0.00	4.15	
0170906. MOONG SPLIT AVG. QLTY.	100 KG.	MNG	9200.00	13400.00	11250.00	-31.34	-18.22	
		QTA	17800.00	18400.00	14600.00	-3.26	21.92	
		LAH	15250.00	15250.00	14750.00	0.00	3.39	
		FAS	11500.00	14250.00	12750.00	-19.30	-9.80	
		RAW	16900.00	16900.00	16000.00	0.00	5.62	
		MUL	13750.00	13750.00	16300.00	0.00	-15.64	
		SKT	14000.00	14000.00	13000.00	0.00	7.69	
		GJT	12500.00	14500.00	14250.00	-13.79	-12.28	
		KAR	16000.00	16000.00	13750.00	0.00	16.36	
		HYD	14000.00	15000.00	15000.00	-6.67	-6.67	
		SKR	15000.00	15500.00	14600.00	-3.23	2.74	
		MPK	15500.00	14500.00	16000.00	6.90	-3.13	
014. Sugar Crops	40 KG.	PSH	13800.00	13800.00	13750.00	0.00	0.36	
		MNG	12000.00	15000.00	12000.00	-20.00	0.00	
		QTA	17400.00	18000.00	14200.00	-3.33	22.54	
		0180206. SUGAR CANE (OPEN MARKET)						
		FAS	175.00	175.00	177.50	0.00	-1.41	
		HYD	182.00	182.00	175.00	0.00	4.00	
015. Fibre Crops	40 KG.	PSH	212.00	212.00	180.00	0.00	17.78	
		0192101. COTTON SPOT RATE EX-KAR.						
		KAR	5310.00	5934.00	6799.50	-10.52	-21.91	
		0192201. JUTE BAGS LOCAL						
		100						
		LAH	12250.00	12250.00	12250.00	0.00	0.00	
FAS	9000.00	9000.00	9000.00	0.00	0.00			

Contd.

7.10 Intercity Wholesale Prices of Selected Commodities

Group/Commodity/Item Specification	Unit	City	Prices (Rs.)			% Change in July, 2015 Over	
			July, 2015	June, 2015	July, 2014	June, 2015	July, 2014
		KAR	11900.00	11900.00	9900.00	0.00	20.20
		PSH	9500.00	9500.00	9500.00	0.00	0.00
016. Unmanufactured Tobacco							
0197001. TOBACCO SIND KARO	40 KG.	SAR	5200.00	5200.00	5000.00	0.00	4.00
		SKR	2200.00	2200.00	2200.00	0.00	0.00
		LRK	2500.00	2500.00	1990.00	0.00	25.63
0197002. TOBACCO DESI(MITHA)	40 KG.	LAH	5450.00	5450.00	5250.00	0.00	3.81
		SAR	6600.00	6600.00	6500.00	0.00	1.54
		HYD	5500.00	6000.00	4400.00	-8.33	25.00
		QTA	2800.00	2800.00	2545.00	0.00	10.02
0197003. TOBACCO SUFAID PATHA	40 KG.	MUL	7100.00	7100.00	6900.00	0.00	2.90
		SAR	4850.00	4850.00	4750.00	0.00	2.11
		KAR	2880.00	2780.00	2690.00	3.60	7.06
		HYD	6000.00	6000.00	3500.00	0.00	71.43
		QTA	5415.00	5415.00	5415.00	0.00	0.00
0197004. TOBACCO HUKKA TWISTED	40 KG.	LAH	4450.00	4450.00	4300.00	0.00	3.49
		RAW	2625.00	2475.00	2375.00	6.06	10.53
		MUL	4700.00	4700.00	4700.00	0.00	0.00
		KSR	4650.00	4650.00	4550.00	0.00	2.20
		HYD	5500.00	6000.00	4300.00	-8.33	27.91
		SKR	3600.00	3600.00	2800.00	0.00	28.57
		QTA	2970.00	2970.00	2970.00	0.00	0.00
0197005. TOBACCO HUKKA PREPARED	40 KG.	LAH	3850.00	3850.00	3700.00	0.00	4.05
		RAW	1525.00	1375.00	1275.00	10.91	19.61
		MUL	1500.00	1500.00	1300.00	0.00	15.38
		KSR	3700.00	3700.00	3450.00	0.00	7.25
		LRK	1500.00	1500.00	1500.00	0.00	0.00
		QTA	1530.00	1530.00	1530.00	0.00	0.00
017. Poultry							
0215101. CHICKEN FARM(LIVE)	1 KG.	LAH	156.50	175.50	131.50	-10.83	19.01
		FAS	170.00	185.00	137.50	-8.11	23.64
		RAW	163.00	181.00	139.50	-9.94	16.85
		MUL	165.00	181.00	145.50	-8.84	13.40
		GUJ	154.00	168.00	143.00	-8.33	7.69
		SKT	150.00	146.00	147.00	2.74	2.04
		BPR	172.50	190.00	145.50	-9.21	18.56
		KAR	197.50	197.50	167.50	0.00	17.91
		HYD	195.00	190.00	152.00	2.63	28.29
		SKR	180.00	180.00	152.00	0.00	18.42
		MPK	180.00	174.00	148.00	3.45	21.62
		PSH	175.00	142.00	165.00	23.24	6.06
		MNG	199.00	203.00	187.00	-1.97	6.42
		QTA	210.00	215.00	180.00	-2.33	16.67
018. Raw Milk from Bovine Animals							
0221101. FRESH MILK	40 LTR.	LAH	3000.00	3000.00	2380.00	0.00	26.05
		FAS	2200.00	2200.00	2200.00	0.00	0.00
		RAW	3150.00	3150.00	2975.00	0.00	5.88
		MUL	2450.00	2450.00	2300.00	0.00	6.52
		SAH	2000.00	2000.00	1800.00	0.00	11.11
		SKT	2600.00	2600.00	2600.00	0.00	0.00
		KSR	2225.00	2225.00	2175.00	0.00	2.30
		KAR	3000.00	3000.00	3000.00	0.00	0.00
		HYD	2800.00	2800.00	2800.00	0.00	0.00
		SKR	2800.00	2800.00	2700.00	0.00	3.70

Contd.

7.10 Intercity Wholesale Prices of Selected Commodities

Group/Commodity/Item Specification	Unit	City	Prices (Rs.)			% Change in July, 2015 Over	
			July, 2015	June, 2015	July, 2014	June, 2015	July, 2014
		MPK	2560.00	2560.00	2560.00	0.00	0.00
		PSH	2400.00	2400.00	2200.00	0.00	9.09
		BNU	2600.00	2600.00	2600.00	0.00	0.00
		QTA	2800.00	2800.00	2800.00	0.00	0.00
019. Eggs							
0231001. EGGS FARM CRATE OF 30 DOZ.	EACH	LAH	2410.00	2340.00	2400.00	2.99	0.42
		FAS	2520.00	2340.00	2400.00	7.69	5.00
		RAW	2510.00	2290.00	2355.00	9.61	6.58
		MUL	2375.00	2375.00	2350.00	0.00	1.06
		GUJ	2400.00	2250.00	2280.00	6.67	5.26
		SKT	2600.00	2300.00	2050.00	13.04	26.83
		BPR	2520.00	2340.00	2400.00	7.69	5.00
		KAR	2642.00	2461.00	2490.00	7.35	6.10
		HYD	2490.00	2550.00	2440.00	-2.35	2.05
		SKR	2300.00	2200.00	2100.00	4.55	9.52
		MPK	2040.00	2280.00	2460.00	-10.53	-17.07
		PSH	2350.00	2150.00	2075.00	9.30	13.25
		MNG	2500.00	2250.00	2400.00	11.11	4.17
		QTA	3000.00	2800.00	2800.00	7.14	7.14
020. Raw Animal Materials / Wool							
0294201. WOOL PAK. SUPERIOR WHITE	40 KG.	LAH	1575.00	1575.00	1575.00	0.00	0.00
		MUL	1900.00	1900.00	2550.00	0.00	-25.49
		KAR	3900.00	3900.00	2820.00	0.00	38.30
		BNU	2500.00	2500.00	2500.00	0.00	0.00
0294202. WOOL PAK. SUPERIOR YELLOW	40 KG.	LAH	1375.00	1375.00	1375.00	0.00	0.00
		MUL	1500.00	1500.00	2100.00	0.00	-28.57
		KAR	3900.00	3900.00	2820.00	0.00	38.30
		BNU	2250.00	2250.00	2250.00	0.00	0.00
0294203. WOOL PAK MEDIUM WHITE	40 KG.	LAH	1300.00	1300.00	1300.00	0.00	0.00
		MUL	1700.00	1700.00	2250.00	0.00	-24.44
		KAR	3400.00	3400.00	2410.00	0.00	41.08
		BNU	2100.00	2100.00	2100.00	0.00	0.00
0294204. WOOL PAK.MEDIUM YELLOW	40 KG.	LAH	1175.00	1175.00	1175.00	0.00	0.00
		MUL	1300.00	1300.00	1900.00	0.00	-31.58
		KAR	3100.00	3100.00	2270.00	0.00	36.56
		BNU	1850.00	1850.00	1850.00	0.00	0.00
0294205. WOOL COLOURED LIGHT	40 KG.	LAH	925.00	925.00	925.00	0.00	0.00
		MUL	750.00	750.00	1050.00	0.00	-28.57
		KAR	2500.00	2500.00	1900.00	0.00	31.58
		BNU	1600.00	1600.00	1450.00	0.00	10.34
0294206. WOOL COLOURED DARK	40 KG.	LAH	825.00	825.00	825.00	0.00	0.00
		MUL	650.00	650.00	800.00	0.00	-18.75
		KAR	2300.00	2300.00	1835.00	0.00	25.34
		BNU	1500.00	1500.00	1450.00	0.00	3.45
021. Hides & Fur Skins, Raw							
0295101. HIDES WET SALTED COW MEDIUM	EACH	LAH	2300.00	2300.00	1975.00	0.00	16.46
		RAW	2550.00	2550.00	1975.00	0.00	29.11
		MUL	2050.00	2150.00	2550.00	-4.65	-19.61
		SKT	3000.00	3000.00	2950.00	0.00	1.69
		KSR	2250.00	2250.00	1925.00	0.00	16.88
		KAR	4000.00	4000.00	3900.00	0.00	2.56
		HYD	3000.00	3000.00	2000.00	0.00	50.00
		BNU	1700.00	1700.00	1450.00	0.00	17.24
		QTA	3500.00	3500.00	3000.00	0.00	16.67

Contd.

7.10 Intercity Wholesale Prices of Selected Commodities

Group/Commodity/Item Specification	Unit	City	Prices (Rs.)			% Change in July, 2015 Over			
			July, 2015	June, 2015	July, 2014	June, 2015	July, 2014		
0295102. HIDES WET SALTED BUFFALO MEDIUM	EACH	LAH	1900.00	1900.00	1675.00	0.00	13.43		
		RAW	2550.00	2550.00	1975.00	0.00	29.11		
		MUL	2550.00	2900.00	3300.00	-12.07	-22.73		
		SKT	3000.00	3000.00	2950.00	0.00	1.69		
		KSR	1800.00	1800.00	1625.00	0.00	10.77		
		KAR	2700.00	2700.00	2650.00	0.00	1.89		
		HYD	1850.00	1850.00	1850.00	0.00	0.00		
		BNU	1900.00	1900.00	1825.00	0.00	4.11		
		QTA	2400.00	2400.00	2400.00	0.00	0.00		
		0295103. HIDES WET SALTED CALF MEDIUM	EACH	LAH	1500.00	1500.00	1225.00	0.00	22.45
RAW	2150.00			2150.00	1075.00	0.00	100.00		
MUL	900.00			900.00	1450.00	0.00	-37.93		
SKT	700.00			700.00	650.00	0.00	7.69		
KSR	1400.00			1400.00	975.00	0.00	43.59		
KAR	3900.00			3900.00	1700.00	0.00	129.41		
HYD	2050.00			2050.00	2050.00	0.00	0.00		
BNU	900.00			900.00	750.00	0.00	20.00		
QTA	2300.00			2300.00	2300.00	0.00	0.00		
0295301. SHEEP SKIN MEDIUM	100			RAW	29500.00	29500.00	23500.00	0.00	25.53
		MUL	16500.00	21000.00	31000.00	-21.43	-46.77		
		KSR	22000.00	22000.00	22000.00	0.00	0.00		
		KAR	42500.00	42500.00	48750.00	0.00	-12.82		
		HYD	20500.00	20500.00	20500.00	0.00	0.00		
		PSH	38000.00	38000.00	35000.00	0.00	8.57		
		QTA	50000.00	50000.00	50000.00	0.00	0.00		
		0295302. SHEEP SKIN LARGE	100	LAH	39000.00	39000.00	39000.00	0.00	0.00
				RAW	35500.00	35500.00	29500.00	0.00	20.34
				MUL	21000.00	29000.00	42500.00	-27.59	-50.59
KSR	30500.00			30500.00	30500.00	0.00	0.00		
KAR	55500.00			55500.00	63750.00	0.00	-12.94		
HYD	31500.00			31500.00	31500.00	0.00	0.00		
PSH	52000.00			52000.00	52000.00	0.00	0.00		
QTA	55000.00			55000.00	60000.00	0.00	-8.33		
0295401. GOAT SKIN LARGE	100			LAH	40000.00	40000.00	31000.00	0.00	29.03
				RAW	34500.00	34500.00	28250.00	0.00	22.12
		KSR	37000.00	37000.00	27500.00	0.00	34.55		
		KAR	37500.00	37500.00	52750.00	0.00	-28.91		
		HYD	36500.00	36500.00	36500.00	0.00	0.00		
		PSH	35000.00	35000.00	32000.00	0.00	9.38		
		QTA	43500.00	43500.00	46500.00	0.00	-6.45		
		0295402. GOAT SKIN EXTRA LARGE	100	LAH	50000.00	50000.00	41000.00	0.00	21.95
				RAW	35500.00	35500.00	29750.00	0.00	19.33
				MUL	37500.00	37500.00	57500.00	0.00	-34.78
KSR	45000.00			45000.00	39500.00	0.00	13.92		
KAR	49250.00			49250.00	64500.00	0.00	-23.64		
HYD	36750.00			36750.00	36750.00	0.00	0.00		
PSH	36000.00			36000.00	35000.00	0.00	2.86		
QTA	52500.00			52500.00	52500.00	0.00	0.00		
0295403. GOAT SKIN MEDIUM	100			LAH	29000.00	29000.00	29000.00	0.00	0.00
				RAW	29750.00	29750.00	24750.00	0.00	20.20
		MUL	19000.00	19000.00	31000.00	0.00	-38.71		
		SKT	35000.00	35000.00	42500.00	0.00	-17.65		
		KSR	24500.00	24500.00	24500.00	0.00	0.00		
		KAR	24500.00	24500.00	46000.00	0.00	-46.74		

Contd.

7.10 Intercity Wholesale Prices of Selected Commodities

Group/Commodity/Item Specification	Unit	City	Prices (Rs.)			% Change in July, 2015 Over			
			July, 2015	June, 2015	July, 2014	June, 2015	July, 2014		
0295404. GOAT SKIN SMALL	100	PSH	28000.00	28000.00	25000.00	0.00	12.00		
		QTA	37500.00	37500.00	37500.00	0.00	0.00		
		LAH	21000.00	21000.00	21000.00	0.00	0.00		
		RAW	28750.00	28750.00	23750.00	0.00	21.05		
		SKT	15000.00	15000.00	15000.00	0.00	0.00		
		KSR	18500.00	18500.00	18500.00	0.00	0.00		
		KAR	26500.00	26500.00	33875.00	0.00	-21.77		
		PSH	20000.00	20000.00	18000.00	0.00	11.11		
		QTA	27000.00	27000.00	27000.00	0.00	0.00		
022. Fuel Wood in Logs									
0313001. FIRE WOOD MIXED DRY									
40 KG.	LAH	FAS	690.00	690.00	590.00	0.00	16.95		
		RAW	380.00	380.00	380.00	0.00	0.00		
		MUL	650.00	650.00	537.50	0.00	20.93		
		GJT	490.00	490.00	450.00	0.00	8.89		
		KAR	470.00	470.00	470.00	0.00	0.00		
		HYD	520.00	520.00	455.00	0.00	14.29		
		SKR	350.00	350.00	350.00	0.00	0.00		
		LRK	375.00	375.00	375.00	0.00	0.00		
		PSH	400.00	390.00	390.00	2.56	2.56		
		MNG	650.00	650.00	610.00	0.00	6.56		
		QTA	500.00	500.00	500.00	0.00	0.00		
		QTA	465.00	465.00	465.00	0.00	0.00		
		023. Fish Live Fresh or Chilled							
0411901. FISH RAHU RIVER									
40 KG.	LAH	RAW	9850.00	9850.00	9100.00	0.00	8.24		
		MUL	6225.00	6225.00	6125.00	0.00	1.63		
		HYD	7350.00	8100.00	8000.00	-9.26	-8.13		
		SKR	7500.00	7500.00	8000.00	0.00	-6.25		
		PSH	10500.00	10500.00	10500.00	0.00	0.00		
40 KG.	KAR	PSH	7600.00	7850.00	8900.00	-3.18	-14.61		
		KAR	4450.00	4300.00	3100.00	3.49	43.55		
0411902. FISH RAHU SEA									
0411903. FISH SURMAI (SEA)									
40 KG. KAR 10000.00 9400.00 7600.00 6.38 31.58									
2. Ores/Minerals, Elec., Gas & Water									
024. Coal not Agglomerated									
1101001. COAL									
MT.	LAH		14250.00	14250.00	14250.00	0.00	0.00		
025. Natural Gas Liquified									
1202001. SUI GAS GENERAL INDUSRIAL USE									
MMBTU	KAR		571.23	571.23	571.23	0.00	0.00		
		1202002. LPG							
		KG.	LAH	RAW	79.70	79.70	104.79	0.00	-23.94
				RAW	103.00	100.00	110.50	3.00	-6.79
				KAR	80.00	80.00	100.00	0.00	-20.00
PSH	100.00			100.00	130.00	0.00	-23.08		
KG.	KAR	QTA	110.00	110.00	125.00	0.00	-12.00		
		KAR	73.93	73.93	73.93	0.00	0.00		
1202003. CNG									
026. Salt & Pure Sodium Chloride									
1620001. SALT CRUSHED LAHORI									
40 KG.	LAH	RAW	195.00	195.00	195.00	0.00	0.00		
		MUL	365.00	365.00	345.00	0.00	5.80		
		GJT	280.00	280.00	280.00	0.00	0.00		
		KAR	240.00	240.00	260.00	0.00	-7.69		
		SKR	350.00	350.00	325.00	0.00	7.69		
		SKR	275.00	275.00	275.00	0.00	0.00		
		PSH	200.00	200.00	200.00	0.00	0.00		
1620002. SEA SALT									
40 KG.	LAH		195.00	195.00	195.00	0.00	0.00		
		FAS	400.00	400.00	400.00	0.00	0.00		

Contd.

7.10 Intercity Wholesale Prices of Selected Commodities

Group/Commodity/Item Specification	Unit	City	Prices (Rs.)			% Change in July, 2015 Over	
			July, 2015	June, 2015	July, 2014	June, 2015	July, 2014
		KAR	122.50	122.50	122.50	0.00	0.00
		HYD	150.00	150.00	130.00	0.00	15.38
		NWB	300.00	300.00	250.00	0.00	20.00
027. Electrical Energy							
1710011. ELECTRICITY TARRIF B1	KWH.	KAR	15.34	14.83	14.75	3.44	4.00
1710012. ELECTRICITY TARRIF B2	KWH.	KAR	15.15	14.85	14.77	2.02	2.57
1710013. ELECTRICITY TARRIF B3	KWH.	KAR	15.50	15.15	15.15	2.31	2.31
1710014. ELECTRICITY TARRIF B4	KWH.	KAR	15.42	14.96	14.96	3.07	3.07
1710021. ELECTRICITY TARIFF-D1	KWH.	KAR	10.75	11.14	10.66	-3.50	0.84
1710022. ELECTRICITY TARIFF-D2	KWH.	KAR	12.26	12.79	11.89	-4.14	3.11
3. Food, Beverages, Tobacco, Textiles, Leather							
3a) Food Products, Beverages & Tobacco							
028. Meat of Animals							
2111101. BEEF	40 KG.	LAH	11200.00	11200.00	11200.00	0.00	0.00
		FAS	9300.00	9300.00	8500.00	0.00	9.41
		RAW	8750.00	8750.00	8550.00	0.00	2.34
		MUL	9300.00	9300.00	8800.00	0.00	5.68
		SAR	10200.00	10200.00	10150.00	0.00	0.49
		GJT	10000.00	10000.00	10000.00	0.00	0.00
		KAR	10800.00	10800.00	9800.00	0.00	10.20
		HYD	10050.00	9950.00	9550.00	1.01	5.24
		PSH	10950.00	10950.00	9950.00	0.00	10.05
		MNG	10000.00	10000.00	10000.00	0.00	0.00
		QTA	15000.00	15000.00	11500.00	0.00	30.43
2111601. MUTTON	40 KG.	LAH	25750.00	25750.00	23800.00	0.00	8.19
		FAS	19750.00	19750.00	18000.00	0.00	9.72
		RAW	24900.00	24900.00	24250.00	0.00	2.68
		MUL	20600.00	20600.00	20200.00	0.00	1.98
		KAR	21600.00	21600.00	19200.00	0.00	12.50
		HYD	21200.00	21200.00	19600.00	0.00	8.16
		PSH	22800.00	22800.00	22500.00	0.00	1.33
		MNG	16000.00	16000.00	16000.00	0.00	0.00
		QTA	23200.00	23200.00	21200.00	0.00	9.43
029. Vegetables & Fruit Juice							
2133101. TOMATO KETCHUP 300 GM.	DOZ.	LAH	815.00	815.00	815.00	0.00	0.00
		FAS	892.20	892.20	892.20	0.00	0.00
		RAW	1025.00	1010.00	915.00	1.49	12.02
		MUL	970.00	970.00	919.00	0.00	5.55
		GJT	910.00	910.00	900.00	0.00	1.11
		KAR	780.00	780.00	780.00	0.00	0.00
		HYD	724.00	724.00	724.00	0.00	0.00
		SKR	936.72	936.72	936.72	0.00	0.00
		MPK	772.00	772.00	772.00	0.00	0.00
		PSH	1080.00	1080.00	900.00	0.00	20.00
		MNG	980.00	920.00	920.00	6.52	6.52
		QTA	828.00	828.00	828.00	0.00	0.00
2133901. CHILLES & LIME PKL. IN OIL 340 G.	DOZ.	LAH	1017.00	1017.00	1017.00	0.00	0.00
		RAW	1137.50	1137.50	1137.50	0.00	0.00
		KAR	1092.00	1092.00	960.00	0.00	13.75
		MPK	992.76	992.76	992.76	0.00	0.00
		PSH	1080.00	1080.00	1080.00	0.00	0.00
		QTA	938.00	938.00	938.00	0.00	0.00

Contd.

7.10 Intercity Wholesale Prices of Selected Commodities

Group/Commodity/Item Specification	Unit	City	Prices (Rs.)			% Change in July, 2015 Over	
			July, 2015	June, 2015	July, 2014	June, 2015	July, 2014
			030. Dried Fruits & Nuts				
2141101. KISHMISH(RAISIN) AVG. QLTY.	40 KG.	LAH	9000.00	9000.00	9000.00	0.00	0.00
		RAW	8100.00	8100.00	8100.00	0.00	0.00
		MUL	12250.00	12250.00	9650.00	0.00	26.94
		KAR	10200.00	10200.00	9000.00	0.00	13.33
		HYD	9400.00	9400.00	8550.00	0.00	9.94
		MPK	12000.00	12000.00	11500.00	0.00	4.35
		PSH	5450.00	5450.00	7200.00	0.00	-24.31
		BNU	8900.00	8900.00	8650.00	0.00	2.89
		QTA	5100.00	5100.00	5100.00	0.00	0.00
2141301. GROUND NUT WITH SHELL AVG. QLTY.	40 KG.	LAH	4450.00	4450.00	4450.00	0.00	0.00
		RAW	3975.00	3975.00	3975.00	0.00	0.00
		MUL	3900.00	3900.00	4100.00	0.00	-4.88
		KAR	6900.00	6900.00	6875.00	0.00	0.36
		HYD	4500.00	4500.00	4500.00	0.00	0.00
		MPK	4300.00	4300.00	3000.00	0.00	43.33
		PSH	5600.00	5600.00	4900.00	0.00	14.29
		QTA	3850.00	3850.00	3850.00	0.00	0.00
031. Fruit Juices							
2142901. ROOHAFZA(SHARBAT)	DOZ.	LAH	1620.00	1620.00	1512.00	0.00	7.14
		FAS	1660.00	1660.00	1560.00	0.00	6.41
		RAW	1685.00	1675.00	1575.00	0.60	6.98
		MUL	1650.00	1650.00	1540.00	0.00	7.14
		GUJ	1700.00	1700.00	1560.00	0.00	8.97
		BPR	1680.00	1680.00	1560.00	0.00	7.69
		GJT	1650.00	1650.00	1560.00	0.00	5.77
		KAR	1704.00	1704.00	1560.00	0.00	9.23
		HYD	1680.00	1680.00	1560.00	0.00	7.69
		SKR	1620.00	1620.00	1590.00	0.00	1.89
		LRK	1690.00	1660.00	1550.00	1.81	9.03
		PSH	1680.00	1660.00	1570.00	1.20	7.01
		BNU	1710.00	1710.00	1470.00	0.00	16.33
		MNG	1675.00	1560.00	1560.00	7.37	7.37
		QTA	1836.00	1836.00	1596.00	0.00	15.04
2142902. JAM-E-SHREEN	DOZ.	LAH	1766.00	1766.00	1550.00	0.00	13.94
		FAS	1660.00	1660.00	1550.00	0.00	7.10
		RAW	1695.00	1695.00	1610.00	0.00	5.28
		MUL	1650.00	1650.00	1545.00	0.00	6.80
		GUJ	1650.00	1650.00	1550.00	0.00	6.45
		BPR	1670.00	1670.00	1550.00	0.00	7.74
		KAR	1776.00	1776.00	1560.00	0.00	13.85
		HYD	1680.00	1680.00	1560.00	0.00	7.69
		SKR	1620.00	1620.00	1550.00	0.00	4.52
		PSH	1670.00	1620.00	1570.00	3.09	6.37
		BNU	1650.00	1650.00	1470.00	0.00	12.24
		MNG	1670.00	1560.00	1560.00	7.05	7.05
2142903. FRUIT JUICE TETRA PACK	DOZ.	LAH	190.00	190.00	190.00	0.00	0.00
		FAS	157.50	157.50	157.50	0.00	0.00
		RAW	157.50	157.50	157.50	0.00	0.00
		MUL	135.00	135.00	135.00	0.00	0.00
		KAR	136.00	136.00	136.00	0.00	0.00
		HYD	165.00	130.00	130.00	26.92	26.92
		SKR	180.00	180.00	180.00	0.00	0.00

Contd.

7.10 Intercity Wholesale Prices of Selected Commodities

Group/Commodity/Item Specification	Unit	City	Prices (Rs.)			% Change in July, 2015 Over	
			July, 2015	June, 2015	July, 2014	June, 2015	July, 2014
2142904. LEMON/ORANGE SQUASH MITCHELS(730ML)	DOZ.	PSH	120.00	129.00	129.00	-6.98	-6.98
		QTA	110.00	110.00	110.00	0.00	0.00
		LAH	1540.00	1540.00	1540.00	0.00	0.00
		FAS	1560.00	1560.00	1560.00	0.00	0.00
		RAW	1710.00	1710.00	1615.00	0.00	5.88
		MUL	1685.00	1685.00	1612.00	0.00	4.53
		KAR	1705.00	1705.00	1400.00	0.00	21.79
2142905. MUREEY BREWERY (TOPS)	DOZ.	HYD	1680.00	1680.00	1620.00	0.00	3.70
		PSH	1500.00	1500.00	1500.00	0.00	0.00
		LAH	495.00	495.00	495.00	0.00	0.00
2149201. APL/MNG/ORG/MIX. FRUIT JAM 450 G.	DOZ.	RAW	1125.00	1125.00	1055.00	0.00	6.64
		KSR	435.00	435.00	435.00	0.00	0.00
		LAH	1455.00	1455.00	1455.00	0.00	0.00
2149202. MANGO/MIXED PICKLE IN OIL 340 G.	DOZ.	RAW	1490.00	1490.00	1337.50	0.00	11.40
		KAR	1260.00	1260.00	1184.00	0.00	6.42
		MPK	1183.00	1183.00	1183.00	0.00	0.00
		PSH	1410.00	1410.00	1400.00	0.00	0.71
		QTA	1320.00	1320.00	1320.00	0.00	0.00
		LAH	1080.00	1080.00	1080.00	0.00	0.00
		RAW	1137.50	1137.50	1137.50	0.00	0.00
032. Vegetable Oils Refined	5 LTR.	KAR	1092.00	1092.00	960.00	0.00	13.75
		MPK	992.76	992.76	992.76	0.00	0.00
		PSH	1320.00	1320.00	1080.00	0.00	22.22
		QTA	936.00	936.00	936.00	0.00	0.00
		LAH	874.00	874.00	940.00	0.00	-7.02
		FAS	800.00	800.00	940.00	0.00	-14.89
		RAW	795.00	835.00	982.50	-4.79	-19.08
2154301. SUN FLOWER COOKING OIL	5 LTR.	MUL	850.00	850.00	1024.00	0.00	-16.99
		KAR	995.00	995.00	985.00	0.00	1.02
		HYD	880.00	880.00	1024.00	0.00	-14.06
		SKR	940.00	940.00	980.00	0.00	-4.08
		MPK	970.00	970.00	970.00	0.00	0.00
		PSH	900.00	900.00	975.00	0.00	-7.69
		BNU	970.00	970.00	1000.00	0.00	-3.00
		QTA	840.00	840.00	915.00	0.00	-8.20
		LAH	874.00	874.00	940.00	0.00	-7.02
		FAS	750.00	750.00	850.00	0.00	-11.76
		RAW	795.00	835.00	982.50	-4.79	-19.08
		MUL	778.85	778.85	1045.00	0.00	-25.47
		GJT	790.00	790.00	1045.00	0.00	-24.40
		KAR	990.00	1007.50	985.00	-1.74	0.51
HYD	840.00	840.00	880.00	0.00	-4.55		
SKR	840.00	840.00	880.00	0.00	-4.55		
2154401. MUSTARD & RAPE SEED OIL.	40 KG.	PSH	980.00	980.00	1060.00	0.00	-7.55
		MNG	880.00	880.00	925.00	0.00	-4.86
		QTA	900.00	900.00	900.00	0.00	0.00
		LAH	5550.00	5550.00	5850.00	0.00	-5.13
		RAW	6950.00	6950.00	7275.00	0.00	-4.47
		MUL	4950.00	4650.00	5450.00	6.45	-9.17
		KSR	5525.00	5525.00	5750.00	0.00	-3.91
KAR	6300.00	6300.00	6500.00	0.00	-3.08		
HYD	4900.00	4560.00	5500.00	7.46	-10.91		
MPK	4500.00	4500.00	5400.00	0.00	-16.67		

Contd.

7.10 Intercity Wholesale Prices of Selected Commodities

Group/Commodity/Item Specification	Unit	City	Prices (Rs.)			% Change in July, 2015 Over	
			July, 2015	June, 2015	July, 2014	June, 2015	July, 2014
2154801. COTTON SEED OIL	40 KG.	PSH	6750.00	6750.00	6875.00	0.00	-1.82
		BNU	6200.00	6200.00	6200.00	0.00	0.00
		QTA	6000.00	6000.00	6000.00	0.00	0.00
		LAH	5625.00	5625.00	5625.00	0.00	0.00
		MUL	3900.00	3900.00	5300.00	0.00	-26.42
		GUJ	5200.00	5200.00	6000.00	0.00	-13.33
		SAR	4324.00	3800.00	5275.00	13.79	-18.03
		KAR	6040.00	6040.00	5850.00	0.00	3.25
		HYD	3950.00	4040.00	5250.00	-2.23	-24.76
		SKR	4320.00	4700.00	5610.00	-8.09	-22.99
2154901. RAFHAN CORN OIL	2.00 LT	NWB	6000.00	6000.00	6000.00	0.00	0.00
		PSH	5500.00	5500.00	6150.00	0.00	-10.57
		LAH	650.00	650.00	650.00	0.00	0.00
		FAS	690.00	690.00	710.00	0.00	-2.82
		RAW	537.50	537.50	537.50	0.00	0.00
		MUL	703.00	703.00	606.00	0.00	16.01
		KAR	685.00	685.00	547.50	0.00	25.11
		HYD	730.00	705.00	686.40	3.55	6.35
		MPK	630.00	630.00	630.00	0.00	0.00
		PSH	700.00	700.00	690.00	0.00	1.45
033. Vegetable Ghee	EACH	MNG	630.00	630.00	630.00	0.00	0.00
		QTA	730.00	730.00	535.00	0.00	36.45
		2159001. VEGETABLE GHEE(16 KG TIN)	2130.00	2130.00	2450.00	0.00	-13.06
		RAW	2110.00	2127.50	2475.00	-0.82	-14.75
		MUL	2280.00	2285.00	2520.00	-0.22	-9.52
		SKT	2150.00	2150.00	2570.00	0.00	-16.34
		KAR	2150.00	2150.00	2455.00	0.00	-12.42
		SKR	1770.00	1820.00	2325.00	-2.75	-23.87
		MPK	1930.00	1930.00	2190.00	0.00	-11.87
		PSH	2340.00	2320.00	2540.00	0.86	-7.87
2159002. VEGETABLE GHEE(DALDA/TULO/HABIB/SHA	05 KG.	MNG	2300.00	2270.00	2510.00	1.32	-8.37
		QTA	2325.00	2325.00	2765.00	0.00	-15.91
		LAH	870.00	870.00	995.00	0.00	-12.56
		FAS	785.00	795.00	902.50	-1.26	-13.02
		RAW	795.00	835.00	992.50	-4.79	-19.90
		MUL	845.00	845.00	976.00	0.00	-13.42
		SAR	865.00	865.00	952.00	0.00	-9.14
		GJT	845.00	845.00	970.00	0.00	-12.89
		KAR	895.00	895.00	982.50	0.00	-8.91
		HYD	864.73	864.73	966.00	0.00	-10.48
034. Oil Cakes	40 KG.	SKR	720.00	720.00	970.00	0.00	-25.77
		PSH	890.00	890.00	970.00	0.00	-8.25
		QTA	960.00	960.00	1010.00	0.00	-4.95
		2171001. COTTON SEED OIL CAKES	1525.00	1525.00	1525.00	0.00	0.00
		FAS	1300.00	1450.00	1800.00	-10.34	-27.78
		MUL	1335.00	1325.00	1650.00	0.75	-19.09
		SAR	1429.00	1480.00	1575.00	-3.45	-9.27
		BPR	1425.00	1425.00	2050.00	0.00	-30.49
		HYD	1200.00	1200.00	1400.00	0.00	-14.29
		SKR	1200.00	1200.00	1368.00	0.00	-12.28

Contd.

7.10 Intercity Wholesale Prices of Selected Commodities

Group/Commodity/Item Specification	Unit	City	Prices (Rs.)			% Change in July, 2015 Over	
			July, 2015	June, 2015	July, 2014	June, 2015	July, 2014
2171002. MUSTARD & RAPSEED OIL CAKES	40 KG.	MPK	1180.00	1180.00	1650.00	0.00	-28.48
		PSH	1260.00	1260.00	1200.00	0.00	5.00
		QTA	925.00	925.00	925.00	0.00	0.00
		LAH	1250.00	1250.00	1250.00	0.00	0.00
		FAS	1200.00	1250.00	1565.00	-4.00	-23.32
		MUL	1125.00	1175.00	1525.00	-4.26	-26.23
		SAR	1150.00	1300.00	1610.00	-11.54	-28.57
		BPR	1075.00	1075.00	1475.00	0.00	-27.12
		HYD	1225.00	1225.00	1500.00	0.00	-18.33
		SKR	1350.00	1350.00	1497.00	0.00	-9.82
		MPK	1000.00	1000.00	1300.00	0.00	-23.08
		PSH	1450.00	1450.00	1400.00	0.00	3.57
QTA	950.00	950.00	950.00	0.00	0.00		
035. Processed Liquid Milk							
2211002. MILK PAK/HALEEB/NESTLE (LITRE)	DOZ.	LAH	1300.00	1350.00	1105.00	-3.70	17.65
		FAS	1182.50	1162.50	1125.00	1.72	5.11
		RAW	1195.00	1195.00	1075.00	0.00	11.16
		KAR	1250.00	1250.00	1080.00	0.00	15.74
		HYD	1125.00	1125.00	1125.00	0.00	0.00
		SKR	1140.00	1140.00	1080.00	0.00	5.56
		PSH	1300.00	1300.00	1075.00	0.00	20.93
		MNG	1260.00	1340.00	1080.00	-5.97	16.67
036. Milk & Cream in Solid Form							
2221101. POWD.MILK EVERYDAY(NESTLE)1KG.	EACH	LAH	645.00	645.00	620.00	0.00	4.03
		RAW	620.00	620.00	620.00	0.00	0.00
		MUL	648.16	648.16	620.00	0.00	4.54
		KAR	647.50	647.50	620.00	0.00	4.44
		HYD	650.00	650.00	621.00	0.00	4.67
		SKR	620.00	620.00	620.00	0.00	0.00
		PSH	650.00	650.00	620.00	0.00	4.84
		BNU	630.00	630.00	600.00	0.00	5.00
		QTA	680.00	680.00	465.00	0.00	46.24
2221201. POWDERED MILK(SKIMMED)/BAG 25 KG.	EACH	LAH	11750.00	11750.00	11200.00	0.00	4.91
		RAW	11775.00	11775.00	11637.50	0.00	1.18
		MUL	10250.00	10250.00	10900.00	0.00	-5.96
		KAR	14000.00	14000.00	15900.00	0.00	-11.95
		PSH	9000.00	9000.00	13500.00	0.00	-33.33
		QTA	12500.00	12500.00	7000.00	0.00	78.57
2221202. POWDERED MILK NIDO (1 KG. POLY BA	EACH	LAH	700.00	700.00	692.00	0.00	1.16
		RAW	738.00	738.00	738.00	0.00	0.00
		GUJ	738.00	738.00	725.00	0.00	1.79
		KAR	697.50	697.50	620.00	0.00	12.50
		HYD	772.22	772.22	671.35	0.00	15.02
		PSH	700.00	700.00	670.00	0.00	4.48
037. Ice Cream							
2227001. ICE CREAM POLKA/WALLS	DOZ.	LAH	324.00	324.00	324.00	0.00	0.00
		RAW	442.50	442.50	442.50	0.00	0.00
		KAR	264.00	264.00	264.00	0.00	0.00
		HYD	432.00	432.00	432.00	0.00	0.00
		SKR	240.00	240.00	240.00	0.00	0.00
		QTA	384.00	384.00	384.00	0.00	0.00
038. Dairy Products N.E.C							
2229001. MILO(200 GM. PACK) NESTLE	EACH	LAH	198.00	198.00	198.00	0.00	0.00
		FAS	175.00	175.00	185.00	0.00	-5.41

Contd.

7.10 Intercity Wholesale Prices of Selected Commodities

Group/Commodity/Item Specification	Unit	City	Prices (Rs.)			% Change in July, 2015 Over	
			July, 2015	June, 2015	July, 2014	June, 2015	July, 2014
		RAW	172.50	172.50	143.50	0.00	20.21
		MUL	140.00	140.00	140.00	0.00	0.00
		KAR	174.00	174.00	174.00	0.00	0.00
		HYD	195.00	195.00	134.50	0.00	44.98
		MPK	180.00	180.00	180.00	0.00	0.00
		PSH	155.00	155.00	155.00	0.00	0.00
		MNG	175.00	175.00	182.00	0.00	-3.85
		QTA	150.00	150.00	150.00	0.00	0.00
2229002. LACTOGEN(SOFT PACK 400 GM)	EACH	LAH	385.00	385.00	380.00	0.00	1.32
		FAS	405.00	405.00	395.00	0.00	2.53
		RAW	405.00	405.00	395.00	0.00	2.53
		MUL	402.79	402.79	393.50	0.00	2.36
		KAR	400.00	400.00	394.00	0.00	1.52
		HYD	405.00	405.00	394.00	0.00	2.79
		MPK	400.00	400.00	400.00	0.00	0.00
		PSH	399.00	399.00	380.00	0.00	5.00
		QTA	395.00	395.00	395.00	0.00	0.00
039. Wheat Flour							
2311001. WHEAT FLOUR SUP. QLTY.	80 KG.	LAH	3290.00	3075.00	2900.00	6.99	13.45
		FAS	2840.00	2880.00	2880.00	-1.39	-1.39
		RAW	3637.50	3612.50	3625.00	0.69	0.34
		MUL	2925.00	2925.00	3000.00	0.00	-2.50
		GUJ	2920.00	2920.00	3225.00	0.00	-9.46
		SAR	2960.00	2800.00	3080.00	5.71	-3.90
		SKT	3600.00	3600.00	3600.00	0.00	0.00
		GJT	2970.00	2970.00	3000.00	0.00	-1.00
		KAR	2885.00	2885.00	3100.00	0.00	-6.94
		HYD	3427.53	3427.53	3625.00	0.00	-5.45
		SKR	2880.00	2740.00	2970.00	5.11	-3.03
		LRK	3040.00	3040.00	2960.00	0.00	2.70
		PSH	3150.00	3200.00	3200.00	-1.56	-1.56
		QTA	3080.00	3040.00	3200.00	1.32	-3.75
2311002. WHEAT FLOUR AVG. QLTY	80 KG.	LAH	2975.00	3025.00	3140.00	-1.65	-5.25
		FAS	2600.00	2600.00	2560.00	0.00	1.56
		RAW	2937.50	2912.50	3112.50	0.86	-5.62
		MUL	2775.00	2775.00	2900.00	0.00	-4.31
		SAH	2600.00	2600.00	2650.00	0.00	-1.89
		SAR	2640.00	2560.00	2680.00	3.13	-1.49
		BPR	2800.00	2800.00	2912.00	0.00	-3.85
		GJT	2900.00	2900.00	2920.00	0.00	-0.68
		KAR	2740.00	2740.00	2900.00	0.00	-5.52
		HYD	3000.00	3000.00	3240.00	0.00	-7.41
		SKR	2840.00	2730.00	2950.00	4.03	-3.73
		LRK	2880.00	2880.00	2880.00	0.00	0.00
		MPK	2600.00	2600.00	2900.00	0.00	-10.34
		PSH	2980.00	2980.00	3000.00	0.00	-0.67
		MNG	2980.00	2960.00	3000.00	0.68	-0.67
		QTA	3040.00	2880.00	2950.00	5.56	3.05
2311003. WHEAT FLOUR/BAG OF 10 KG.	EACH	LAH	374.50	356.00	370.00	5.20	1.22
		FAS	345.00	345.00	330.00	0.00	4.55
		RAW	365.00	365.00	370.00	0.00	-1.35
		MUL	350.00	350.00	360.00	0.00	-2.78
		GUJ	350.00	350.00	392.50	0.00	-10.83
		SKT	370.00	370.00	350.00	0.00	5.71

Contd.

7.10 Intercity Wholesale Prices of Selected Commodities

Group/Commodity/Item Specification	Unit	City	Prices (Rs.)			% Change in July, 2015 Over	
			July, 2015	June, 2015	July, 2014	June, 2015	July, 2014
		BPR	350.00	364.00	364.00	-3.85	-3.85
		GJT	360.00	360.00	310.00	0.00	16.13
		KAR	392.50	392.50	419.00	0.00	-6.32
		HYD	405.00	405.00	405.00	0.00	0.00
		SKR	357.50	357.50	367.50	0.00	-2.72
		LRK	360.00	360.00	370.00	0.00	-2.70
		MPK	350.00	350.00	380.00	0.00	-7.89
		NWB	370.00	370.00	415.00	0.00	-10.84
		PSH	365.00	365.00	375.00	0.00	-2.67
		QTA	340.00	350.00	370.00	-2.86	-8.11
2311004. MAIDA AVG. QLTY.	80 KG.	LAH	3490.00	3365.00	3200.00	3.71	9.06
		FAS	3192.50	3185.00	3275.00	0.24	-2.52
		RAW	3737.50	3687.50	3687.50	1.36	1.36
		MUL	3100.00	3100.00	3465.00	0.00	-10.53
		SAR	3360.00	3200.00	3485.00	5.00	-3.59
		BPR	3550.00	3550.00	3560.00	0.00	-0.28
		GJT	3240.00	3200.00	3360.00	1.25	-3.57
		KAR	3240.00	3240.00	3460.00	0.00	-6.36
		HYD	3405.00	3405.00	3625.00	0.00	-6.07
		SKR	3300.00	3300.00	3460.00	0.00	-4.62
		MPK	3520.00	3360.00	3650.00	4.76	-3.56
		PSH	3360.00	3360.00	3700.00	0.00	-9.19
		MNG	3480.00	3480.00	3600.00	0.00	-3.33
		QTA	4200.00	4200.00	5000.00	0.00	-16.00
2311005. SUJI	85 KG.	LAH	4175.00	3960.00	3650.00	5.43	14.38
		FAS	3460.00	3470.00	3450.00	-0.29	0.29
		RAW	3762.50	3712.50	3762.50	1.35	0.00
		MUL	3450.00	3450.00	3575.00	0.00	-3.50
		SAH	3315.00	3315.00	3600.00	0.00	-7.92
		BPR	3600.00	3550.00	3800.00	1.41	-5.26
		GJT	3400.00	3825.00	3570.00	-11.11	-4.76
		KAR	3442.50	3442.50	3591.00	0.00	-4.14
		HYD	3485.00	3485.00	3750.00	0.00	-7.07
		SKR	3700.00	3700.00	3850.00	0.00	-3.90
		MPK	3740.00	3360.00	3900.00	11.31	-4.10
		PSH	3450.00	3450.00	3700.00	0.00	-6.76
		QTA	4200.00	4200.00	4800.00	0.00	-12.50
2311006. CERELAC WHEAT(400 GM.)	EACH	LAH	260.00	260.00	197.33	0.00	31.76
		FAS	255.00	255.00	240.00	0.00	6.25
		RAW	289.00	289.00	251.43	0.00	14.94
		MUL	252.79	252.79	243.50	0.00	3.82
		KAR	198.00	198.00	198.00	0.00	0.00
		HYD	260.00	260.00	220.00	0.00	18.18
		MPK	245.00	245.00	210.00	0.00	16.67
		PSH	243.00	243.00	243.00	0.00	0.00
		MNG	243.00	243.00	243.00	0.00	0.00
		QTA	245.00	245.00	180.00	0.00	36.11
040. Other Cereal Flour							
2312001. BESAN	85 KG.	LAH	8225.00	7795.00	5255.00	5.52	56.52
		FAS	8200.00	7400.00	5100.00	10.81	60.78
		RAW	8775.00	8775.00	5362.50	0.00	63.64
		MUL	7250.00	6900.00	5075.00	5.07	42.86
		GUJ	8800.00	6750.00	5400.00	30.37	62.96
		SAR	8925.00	7435.00	5150.00	20.04	73.30

Contd.

7.10 Intercity Wholesale Prices of Selected Commodities

Group/Commodity/Item Specification	Unit	City	Prices (Rs.)			% Change in July, 2015 Over	
			July, 2015	June, 2015	July, 2014	June, 2015	July, 2014
		SKT	8925.00	7650.00	5050.00	16.67	76.73
		GJT	8750.00	6750.00	5100.00	29.63	71.57
		KSR	8275.00	7845.00	5300.00	5.48	56.13
		KAR	7437.50	7437.50	6035.00	0.00	23.24
		HYD	8742.00	8742.00	5250.00	0.00	66.51
		SKR	7990.00	7650.00	4845.00	4.44	64.91
		MPK	8500.00	8500.00	5525.00	0.00	53.85
		PSH	5650.00	5650.00	5580.00	0.00	1.25
		QTA	9340.00	9340.00	7350.00	0.00	27.07
041. Sugar Refined							
2352001. SUGAR REFINED(BAG)	50 KG.	LAH	3220.00	3020.00	2760.00	6.62	16.67
		FAS	3175.00	2990.00	2760.00	6.19	15.04
		RAW	3237.50	3075.00	2762.50	5.28	17.19
		MUL	2950.00	2815.00	2675.00	4.80	10.28
		GUJ	3180.00	3080.00	2750.00	3.25	15.64
		SKT	3190.00	2970.00	2750.00	7.41	16.00
		GJT	3180.00	3070.00	2760.00	3.58	15.22
		KAR	3087.50	2775.00	2625.00	11.26	17.62
		HYD	3100.00	2940.00	2600.00	5.44	19.23
		MPK	3060.00	2920.00	2600.00	4.79	17.69
		PSH	3200.00	2850.00	2780.00	12.28	15.11
		MNG	3207.50	3015.00	2820.00	6.38	13.74
		QTA	3180.00	2960.00	2700.00	7.43	17.78
2352002. GUR AVG. QLTY.	40 KG.	LAH	3010.00	3010.00	2550.00	0.00	18.04
		MUL	3100.00	3100.00	2500.00	0.00	24.00
		SAR	2700.00	2550.00	2350.00	5.88	14.89
		SKT	3450.00	3100.00	2650.00	11.29	30.19
		KSR	3010.00	3010.00	2450.00	0.00	22.86
		KAR	2660.00	2660.00	2640.00	0.00	0.76
		HYD	2400.00	2400.00	2350.00	0.00	2.13
		SKR	3000.00	3000.00	2500.00	0.00	20.00
		PSH	2710.00	2710.00	2850.00	0.00	-4.91
		MNG	3080.00	3165.00	3000.00	-2.69	2.67
		QTA	3000.00	3000.00	3200.00	0.00	-6.25
042. Chocolate							
2366001. CHOCLATE CANDY (NOW)	DOZ.	LAH	52.00	52.00	52.00	0.00	0.00
		RAW	54.50	54.50	54.50	0.00	0.00
		BPR	55.00	55.00	55.00	0.00	0.00
		KSR	52.00	52.00	52.00	0.00	0.00
		KAR	52.00	52.00	52.00	0.00	0.00
		PSH	51.00	51.00	51.00	0.00	0.00
		QTA	54.00	54.00	54.00	0.00	0.00
043. Sugar Confectionary							
2367001. TOFFEE (HILAL)	DOZ.	LAH	10.00	10.00	10.00	0.00	0.00
		RAW	20.00	20.00	10.00	0.00	100.00
		GUJ	10.00	10.00	10.00	0.00	0.00
		SKT	10.00	10.00	10.00	0.00	0.00
		BPR	10.97	10.97	10.97	0.00	0.00
		KSR	10.00	10.00	10.00	0.00	0.00
		KAR	10.00	10.00	10.00	0.00	0.00
		HYD	10.00	10.00	10.00	0.00	0.00
		LRK	15.00	15.00	10.50	0.00	42.86
		PSH	15.00	15.00	12.00	0.00	25.00
		QTA	10.00	10.00	10.00	0.00	0.00

Contd.

7.10 Intercity Wholesale Prices of Selected Commodities

Group/Commodity/Item Specification	Unit	City	Prices (Rs.)			% Change in July, 2015 Over			
			July, 2015	June, 2015	July, 2014	June, 2015	July, 2014		
044. Coffee & Tea									
2391301. TEA LIPTON YELLOW LABEL 200 G.PKT	06 PKT.	LAH	886.00	861.00	700.50	2.90	26.48		
		FAS	857.89	857.89	681.58	0.00	25.87		
		RAW	892.50	892.50	697.50	0.00	27.96		
		MUL	855.91	855.91	673.44	0.00	27.10		
		SKT	915.00	884.00	705.00	3.51	29.79		
		KAR	871.58	871.58	726.31	0.00	20.00		
		HYD	901.20	858.18	673.44	5.01	33.82		
		SKR	783.15	783.15	708.88	0.00	10.48		
		PSH	809.00	809.00	693.10	0.00	16.72		
		MNG	673.50	673.50	960.00	0.00	-29.84		
		QTA	870.00	870.00	720.00	0.00	20.83		
		2391302. TEA SUPREME 200 G. PKT.	06 PKT.	LAH	780.00	830.00	682.74	-6.02	14.25
				FAS	768.42	768.42	573.68	0.00	33.95
RAW	767.50			722.50	643.50	6.23	19.27		
MUL	750.00			702.00	570.72	6.84	31.41		
SKT	631.58			631.58	720.00	0.00	-12.28		
KAR	720.00			720.00	618.95	0.00	16.33		
HYD	793.14			719.25	570.72	10.27	38.97		
SKR	672.00			672.00	600.75	0.00	11.86		
PSH	666.00			666.00	588.00	0.00	13.27		
MNG	570.78			570.78	878.94	0.00	-35.06		
QTA	760.00			760.00	697.00	0.00	9.04		
2391303. TEA LOOSE	KG.			LAH	432.50	432.50	422.50	0.00	2.37
				FAS	522.50	517.50	515.00	0.97	1.46
		RAW	525.00	515.00	472.50	1.94	11.11		
		MUL	475.00	475.00	475.00	0.00	0.00		
		SKT	500.00	500.00	330.00	0.00	51.52		
		GJT	520.00	480.00	440.00	8.33	18.18		
		KAR	490.00	490.00	450.00	0.00	8.89		
		HYD	500.00	475.00	440.00	5.26	13.64		
		SKR	465.00	465.00	465.00	0.00	0.00		
		MPK	275.00	275.00	240.00	0.00	14.58		
		PSH	450.00	450.00	440.00	0.00	2.27		
		MNG	500.00	480.00	450.00	4.17	11.11		
		QTA	410.00	410.00	410.00	0.00	0.00		
2391304. TEA TAPAL MIXTURE (200 G) PKT.	06 PKT	LAH	831.00	734.00	642.00	13.22	29.44		
		FAS	747.36	747.36	568.42	0.00	31.48		
		RAW	787.50	732.50	597.50	7.51	31.80		
		MUL	700.78	648.00	588.00	8.15	19.18		
		KAR	789.47	789.47	663.16	0.00	19.05		
		HYD	834.63	775.58	610.80	7.61	36.65		
		PSH	736.00	736.00	661.00	0.00	11.35		
		MNG	690.00	690.00	730.00	0.00	-5.48		
		QTA	797.00	797.00	618.00	0.00	28.96		
		045. Spices							
		2392101. BLACK PEPPER 50 G.PKT.(NATIONAL)	EACH	LAH	90.24	90.24	88.90	0.00	1.51
				RAW	88.00	88.00	88.00	0.00	0.00
				MUL	86.89	86.89	86.89	0.00	0.00
SKT	86.89			86.89	86.89	0.00	0.00		
KAR	92.00			92.00	92.00	0.00	0.00		
HYD	96.00			96.00	96.00	0.00	0.00		
MPK	69.25			69.25	69.25	0.00	0.00		
PSH	87.00			87.00	87.00	0.00	0.00		

Contd.

7.10 Intercity Wholesale Prices of Selected Commodities

Group/Commodity/Item Specification	Unit	City	Prices (Rs.)			% Change in July, 2015 Over	
			July, 2015	June, 2015	July, 2014	June, 2015	July, 2014
2392201. RED CHILLIES(200 G PKT.NATIONAL)	EACH	MNG	90.00	90.00	65.00	0.00	38.46
		QTA	86.00	86.00	74.00	0.00	16.22
		LAH	95.00	95.00	95.00	0.00	0.00
		FAS	96.32	96.32	96.32	0.00	0.00
		RAW	96.50	96.50	96.50	0.00	0.00
		MUL	95.52	95.52	95.52	0.00	0.00
		SKT	95.52	95.52	115.00	0.00	-16.94
		KAR	100.00	100.00	100.00	0.00	0.00
		HYD	105.00	105.00	105.00	0.00	0.00
		MPK	96.50	96.50	96.50	0.00	0.00
		PSH	96.00	96.00	96.00	0.00	0.00
2392402. CORRIANDER PWD.200 G. PKT.NAT.	EACH	MNG	106.00	106.00	105.00	0.00	0.95
		QTA	92.00	92.00	92.00	0.00	0.00
		LAH	87.96	87.96	70.93	0.00	24.01
		FAS	88.78	88.78	70.78	0.00	25.43
		RAW	91.50	91.50	77.50	0.00	18.06
		MUL	96.32	96.32	67.02	0.00	43.72
		SKT	70.78	70.78	70.78	0.00	0.00
		KAR	84.00	84.00	84.00	0.00	0.00
		HYD	77.00	77.00	77.00	0.00	0.00
		MPK	68.41	68.41	68.41	0.00	0.00
		PSH	70.00	70.00	70.00	0.00	0.00
2392601. CLOVES	40 KG.	MNG	70.00	70.00	70.00	0.00	0.00
		QTA	81.60	81.60	81.60	0.00	0.00
		LAH	50500.00	50500.00	55500.00	0.00	-9.01
		RAW	46750.00	46750.00	44250.00	0.00	5.65
		MUL	51000.00	51000.00	57000.00	0.00	-10.53
		KAR	50600.00	56300.00	59000.00	-10.12	-14.24
		HYD	55500.00	55500.00	55500.00	0.00	0.00
		MPK	48000.00	48000.00	52000.00	0.00	-7.69
		PSH	60000.00	60000.00	49000.00	0.00	22.45
		QTA	51000.00	51000.00	51000.00	0.00	0.00
		046. Other Food Products					
2399401. VINEGAR SYNTHETIC (SIRKA)	DOZ.	LAH	720.00	720.00	720.00	0.00	0.00
		RAW	875.00	875.00	835.00	0.00	4.79
		KAR	545.00	545.00	430.00	0.00	26.74
		PSH	560.00	560.00	560.00	0.00	0.00
2399901. TURMERIC POWDER(50 G.PKT.NATIONAL)	EACH	QTA	900.00	900.00	786.00	0.00	14.50
		LAH	31.50	31.50	31.50	0.00	0.00
		FAS	31.96	31.96	31.96	0.00	0.00
		RAW	30.00	30.00	30.00	0.00	0.00
		MUL	31.69	31.69	31.69	0.00	0.00
		SKT	31.69	31.69	35.00	0.00	-9.46
		KAR	34.00	34.00	34.00	0.00	0.00
		HYD	35.00	35.00	35.00	0.00	0.00
		SKR	31.69	31.69	30.65	0.00	3.39
		MPK	32.00	32.00	32.00	0.00	0.00
		PSH	31.20	31.20	31.20	0.00	0.00
047. Mineral Water	DOZ.	MNG	32.50	32.50	30.00	0.00	8.33
		QTA	30.00	30.00	36.00	0.00	-16.67
		LAH	480.00	480.00	480.00	0.00	0.00
2441001. MINERAL WATER NESTLE(1.5 LTR)	DOZ.	FAS	440.00	440.00	440.00	0.00	0.00
		RAW	512.50	502.00	467.50	2.09	9.63

Contd.

7.10 Intercity Wholesale Prices of Selected Commodities

Group/Commodity/Item Specification	Unit	City	Prices (Rs.)			% Change in July, 2015 Over	
			July, 2015	June, 2015	July, 2014	June, 2015	July, 2014
		MUL	504.00	504.00	472.00	0.00	6.78
		GUJ	450.00	450.00	450.00	0.00	0.00
		SKT	419.00	419.00	419.00	0.00	0.00
		KAR	456.00	456.00	456.00	0.00	0.00
		HYD	470.00	470.00	470.00	0.00	0.00
		SKR	480.00	480.00	480.00	0.00	0.00
		MPK	418.00	418.00	418.00	0.00	0.00
		PSH	443.00	443.00	443.00	0.00	0.00
		QTA	528.00	528.00	528.00	0.00	0.00
048. Beverages							
2449001. COCA COLA(CRATE OF 24 BOTTLES)	EACH	LAH	442.00	442.00	442.00	0.00	0.00
		FAS	445.00	445.00	445.00	0.00	0.00
		RAW	382.50	382.50	382.50	0.00	0.00
		MUL	403.00	403.00	403.00	0.00	0.00
		SKT	444.00	444.00	323.00	0.00	37.46
		GJT	444.00	444.00	444.00	0.00	0.00
		KAR	444.00	444.00	444.00	0.00	0.00
		HYD	444.00	444.00	444.00	0.00	0.00
		SKR	432.00	432.00	432.00	0.00	0.00
		MPK	390.00	390.00	390.00	0.00	0.00
		PSH	445.00	445.00	430.00	0.00	3.49
		BNU	475.00	475.00	475.00	0.00	0.00
		MNG	430.00	430.00	430.00	0.00	0.00
		QTA	480.00	480.00	360.00	0.00	33.33
2449002. SEVEN UP (CRATE OF 24 BOTTLES)	EACH	LAH	442.00	442.00	442.00	0.00	0.00
		FAS	445.00	445.00	445.00	0.00	0.00
		RAW	382.50	382.50	382.50	0.00	0.00
		MUL	403.00	403.00	403.00	0.00	0.00
		SKT	444.00	444.00	323.00	0.00	37.46
		GJT	444.00	444.00	444.00	0.00	0.00
		KAR	444.00	444.00	444.00	0.00	0.00
		HYD	444.00	444.00	444.00	0.00	0.00
		SKR	432.00	432.00	432.00	0.00	0.00
		MPK	390.00	390.00	390.00	0.00	0.00
		PSH	445.00	445.00	430.00	0.00	3.49
		BNU	475.00	475.00	475.00	0.00	0.00
		MNG	420.00	420.00	420.00	0.00	0.00
		QTA	480.00	480.00	360.00	0.00	33.33
2449003. MAKKA COLA (CRATE OF 24 BOTTLES)	EACH	MUL	280.00	280.00	280.00	0.00	0.00
		GUJ	280.00	280.00	280.00	0.00	0.00
		SKT	270.00	270.00	270.00	0.00	0.00
		PSH	410.00	410.00	410.00	0.00	0.00
		BNU	322.00	322.00	322.00	0.00	0.00
		MNG	322.00	322.00	322.00	0.00	0.00
2449004. PEPSI COLA (CRATE OF 24 BOTTLES)	EACH	LAH	442.00	442.00	442.00	0.00	0.00
		FAS	445.00	445.00	445.00	0.00	0.00
		RAW	382.50	382.50	382.50	0.00	0.00
		MUL	403.00	403.00	403.00	0.00	0.00
		SKT	444.00	444.00	394.00	0.00	12.69
		GJT	444.00	444.00	444.00	0.00	0.00
		KAR	444.00	444.00	444.00	0.00	0.00
		HYD	444.00	444.00	444.00	0.00	0.00
		SKR	432.00	432.00	432.00	0.00	0.00
		PSH	445.00	445.00	430.00	0.00	3.49

Contd.

7.10 Intercity Wholesale Prices of Selected Commodities

Group/Commodity/Item Specification	Unit	City	Prices (Rs.)			% Change in July, 2015 Over	
			July, 2015	June, 2015	July, 2014	June, 2015	July, 2014
		BNU	475.00	475.00	475.00	0.00	0.00
		MNG	420.00	420.00	420.00	0.00	0.00
		QTA	450.00	450.00	408.00	0.00	10.29
049. Tobacco Products							
2502001. CIGARETTES K-2 10'S (FILTER)	1000	KAR	2600.00	2600.00	2125.00	0.00	22.35
2502002. CIGARETTES MELBOURNE	1000	KAR	2850.00	2850.00	2300.00	0.00	23.91
2502003. CIGARETTES CAPSTAN LSFT 10 SS	1000	KAR	2850.00	2850.00	2300.00	0.00	23.91
2502004. CIGARETTES GOLD LEAF (KSFT) 20	1000	KAR	5500.00	5500.00	4750.00	0.00	15.79
3b) Textiles & Apparels							
050. Cotton Yarn							
2636001. COTTON YARN 10/1 POPULAR FIBER	10 LB.	KAR	710.00	710.00	925.00	0.00	-23.24
2636002. COTTON YARN 16/1 MGM	10 LB.	KAR	980.00	980.00	1180.00	0.00	-16.95
2636003. COTTON YARN 21/1 SURIYA TEXTILE	10 LB.	KAR	1080.00	1080.00	1250.00	0.00	-13.60
2636004. COTTON YARN 42/1 ABDULLAH TEXTILE	10 LB.	KAR	1600.00	1600.00	1600.00	0.00	0.00
2636005. COTTON YARN 20/2 BAJWA	10 LB.	KAR	1120.00	1120.00	1300.00	0.00	-13.85
051. Nylon Yarn							
2643001. NYLON YARN RUPALI(PAK)50/72/00	LB.	KAR	95.00	95.00	106.50	0.00	-10.80
2643002. NYLON YARN GRATON 50/36/00FLAT	LB.	KAR	77.00	77.00	86.00	0.00	-10.47
2643003. NYLON YARN GRATON 75/48/0 DTY	LB.	KAR	103.00	103.00	103.00	0.00	0.00
052. Blended Yarn							
2645001. BLND.YARN 30/1 A.A TEX.Z.TW PVC	LB.	KAR	134.00	136.00	140.50	-1.47	-4.63
2645002. BLND.YARN 40/1 SANA	LB.	KAR	151.00	151.00	151.00	0.00	0.00
2645003. BLND.YARN 60/1 PP AGAR	LB.	KAR	124.00	124.00	124.00	0.00	0.00
2645004. BLND.YARN 30/1 A.A TEX.COMBED	LB.	KAR	133.00	133.00	141.50	0.00	-6.01
2645005. BLND.YARN 40/1 A.A. TEXTILE	LB.	KAR	143.00	143.00	143.00	0.00	0.00
053. Woven Fabrics							
2654001. LIGHT WEIGHT WORSTED (L.PUR)	MTR.	LAH	925.00	925.00	555.00	0.00	66.67
		RAW	1037.50	1037.50	1037.50	0.00	0.00
		KAR	1475.00	1475.00	1380.00	0.00	6.88
2654002. HEAVY WEIGHT SUITING (L.PUR)	MTR.	LAH	1575.00	1575.00	875.00	0.00	80.00
		RAW	1325.00	1325.00	1325.00	0.00	0.00
		KAR	2250.00	2250.00	1930.00	0.00	16.58
2654003. TWEED (LAWRENCEPUR)	MTR.	LAH	925.00	925.00	777.50	0.00	18.97
		RAW	1125.00	1125.00	1125.00	0.00	0.00
		KAR	1800.00	1800.00	1610.00	0.00	11.80
2654004. WORSTED (LAWRENCEPUR)	MTR.	LAH	975.00	975.00	790.00	0.00	23.42
		RAW	1175.00	1175.00	1175.00	0.00	0.00
		KAR	1750.00	1750.00	1620.00	0.00	8.02
054. Cotton Fabrics							
2662001. LATHA GUL AHMED 90000 SUP. QLTY.	40 MTR.	LAH	7900.00	7900.00	7900.00	0.00	0.00
		FAS	8550.00	8550.00	8550.00	0.00	0.00
		RAW	5625.00	5450.00	5225.00	3.21	7.66
		MUL	8095.00	8095.00	8095.00	0.00	0.00
		KAR	8500.00	8500.00	8300.00	0.00	2.41
		HYD	7000.00	7000.00	7000.00	0.00	0.00
2662002. LATHA PRESIDENT SUP. QLTY.	40 MTR.	LAH	3450.00	3450.00	3450.00	0.00	0.00
		MUL	7140.00	7140.00	7140.00	0.00	0.00
		KAR	3682.50	3682.50	3682.50	0.00	0.00
2662003. LATHA MAST QALANDER SUP. QLTY.	40 MTR.	MUL	4920.00	4920.00	4920.00	0.00	0.00
		KAR	2810.00	2810.00	2810.00	0.00	0.00
2662004. LATHA MUGHAL-E-AZAM SUP. QLTY.	40 MTR.	LAH	3650.00	3650.00	3650.00	0.00	0.00
		FAS	5650.00	5650.00	5650.00	0.00	0.00
		RAW	5525.00	5375.00	5150.00	2.79	7.28

Contd.

7.10 Intercity Wholesale Prices of Selected Commodities

Group/Commodity/Item Specification	Unit	City	Prices (Rs.)			% Change in July, 2015 Over	
			July, 2015	June, 2015	July, 2014	June, 2015	July, 2014
		MUL	5880.00	5880.00	5880.00	0.00	0.00
		KAR	5300.00	5300.00	4100.00	0.00	29.27
		HYD	6000.00	6000.00	4500.00	0.00	33.33
055. Other Fabrics							
2669001. LAWN AVG. QLTY.	MTR.	LAH	75.50	75.50	75.50	0.00	0.00
		FAS	92.50	92.50	92.50	0.00	0.00
		RAW	122.50	117.50	117.50	4.26	4.26
		MUL	125.00	125.00	125.00	0.00	0.00
		KAR	125.00	125.00	115.00	0.00	8.70
		HYD	120.00	120.00	100.00	0.00	20.00
		SKR	70.00	70.00	70.00	0.00	0.00
		QTA	130.00	130.00	130.00	0.00	0.00
2669002. LAWN SUP. QLTY.	MTR.	LAH	177.50	177.50	177.50	0.00	0.00
		FAS	230.00	230.00	230.00	0.00	0.00
		RAW	225.00	205.00	195.00	9.76	15.38
		MUL	190.00	190.00	190.00	0.00	0.00
		KAR	240.00	240.00	225.00	0.00	6.67
		QTA	152.50	152.50	152.50	0.00	0.00
2669003. GREY CLOTH 52"	MTR.	LAH	45.00	45.00	39.50	0.00	13.92
		FAS	62.50	62.50	58.50	0.00	6.84
		RAW	41.00	41.00	41.00	0.00	0.00
		MUL	117.50	117.50	90.00	0.00	30.56
		KAR	69.50	69.50	67.50	0.00	2.96
		LRK	105.00	105.00	105.00	0.00	0.00
2669004. GREY CLOTH 98"	MTR.	LAH	76.50	76.50	59.50	0.00	28.57
		FAS	122.50	122.50	115.00	0.00	6.52
		KAR	130.00	130.00	125.00	0.00	4.00
2669005. DRILL DYED	MTR.	LAH	75.50	75.50	54.50	0.00	38.53
		FAS	105.00	105.00	105.00	0.00	0.00
		RAW	32.50	32.50	32.50	0.00	0.00
		KAR	112.50	112.50	105.00	0.00	7.14
		QTA	68.00	68.00	55.00	0.00	23.64
056. Silk & Reyon Fabrics							
2679001. KT. SHIRTING AL-KARAM SUP. QLTY.	MTR.	LAH	82.50	82.50	64.50	0.00	27.91
		RAW	132.50	127.50	117.50	3.92	12.77
		KAR	135.00	125.00	105.00	8.00	28.57
2679002. KT. SHIRTING TOYOBO SUP. QLTY.	MTR.	FAS	212.50	212.50	212.50	0.00	0.00
		RAW	132.50	127.50	117.50	3.92	12.77
		MUL	85.00	85.00	85.00	0.00	0.00
		KAR	92.50	87.50	72.50	5.71	27.59
		QTA	73.00	73.00	73.00	0.00	0.00
2679003. WOOLY FLAT	MTR.	LAH	47.50	47.50	30.50	0.00	55.74
		KAR	39.00	39.00	39.00	0.00	0.00
		QTA	62.50	62.50	62.50	0.00	0.00
2679004. SILK AVG. QLTY.	MTR.	LAH	59.00	59.00	49.00	0.00	20.41
		RAW	47.50	47.50	47.50	0.00	0.00
		MUL	95.00	95.00	95.00	0.00	0.00
		KAR	41.00	41.00	41.00	0.00	0.00
		SKR	35.00	35.00	35.00	0.00	0.00
		QTA	55.00	55.00	55.00	0.00	0.00
2679005. SILK SUP. QLTY.	MTR.	LAH	85.50	85.50	74.50	0.00	14.77
		FAS	237.50	237.50	237.50	0.00	0.00
		RAW	77.50	77.50	77.50	0.00	0.00
		QTA	75.00	75.00	75.00	0.00	0.00

Contd.

7.10 Intercity Wholesale Prices of Selected Commodities

Group/Commodity/Item Specification	Unit	City	Prices (Rs.)			% Change in July, 2015 Over	
			July, 2015	June, 2015	July, 2014	June, 2015	July, 2014
			2679006. LINEN STAR MILL KARACHI	MTR.	LAH	116.50	116.50
		KAR	107.50	107.50	97.50	0.00	10.26
		QTA	92.00	92.00	78.00	0.00	17.95
057. Towels							
2684001. TOWEL MED SIZE AVG. QLTY.	DOZ.	LAH	1725.00	1725.00	1550.00	0.00	11.29
		FAS	1650.00	1650.00	1650.00	0.00	0.00
		KSR	1725.00	1725.00	1550.00	0.00	11.29
		KAR	2300.00	2300.00	2040.00	0.00	12.75
		SKR	2040.00	2040.00	1800.00	0.00	13.33
		PSH	2400.00	2400.00	2200.00	0.00	9.09
		QTA	1620.00	1620.00	1410.00	0.00	14.89
058. Blankets							
2711001. BLANKET MOONLITE SINGLE	EACH	LAH	2400.00	2400.00	2400.00	0.00	0.00
		RAW	2975.00	2975.00	2725.00	0.00	9.17
		KAR	2150.00	2150.00	1830.00	0.00	17.49
2711002. BLANKET MOONLITE DOUBLE	EACH	LAH	3000.00	3000.00	3000.00	0.00	0.00
		RAW	3325.00	3325.00	3125.00	0.00	6.40
		KAR	2650.00	2650.00	2335.00	0.00	13.49
059. Bed Sheets							
2712001. BED SHEET COTTON SINGLE AVG. QLTY.	DOZ.	LAH	3250.00	3250.00	3250.00	0.00	0.00
		FAS	4300.00	4300.00	4300.00	0.00	0.00
		KAR	4350.00	4350.00	3750.00	0.00	16.00
		SKR	3960.00	3960.00	3600.00	0.00	10.00
		PSH	4800.00	4800.00	4800.00	0.00	0.00
		QTA	3600.00	3600.00	2750.00	0.00	30.91
2712002. BED SHEET COTTON DOUBLE AVG. QLTY.	DOZ.	LAH	5650.00	5650.00	5650.00	0.00	0.00
		FAS	4900.00	4900.00	4900.00	0.00	0.00
		KAR	6750.00	6750.00	5700.00	0.00	18.42
		SKR	7800.00	7800.00	7800.00	0.00	0.00
		PSH	9600.00	9600.00	9600.00	0.00	0.00
		QTA	4250.00	4250.00	4250.00	0.00	0.00
060. Quilts							
2718001. READY MADE QUILT	EACH	LAH	875.00	875.00	750.00	0.00	16.67
		RAW	775.00	775.00	737.50	0.00	5.08
		KAR	1075.00	1075.00	760.00	0.00	41.45
		PSH	925.00	925.00	875.00	0.00	5.71
		QTA	600.00	600.00	600.00	0.00	0.00
061. Woolen Carpets							
2721001. WOOLEN CARPET	SQ.FT.	LAH	60.00	60.00	60.00	0.00	0.00
		KAR	51.00	51.00	51.00	0.00	0.00
062. Synthetic Carpets							
2729001. SYNTHETIC CARPET	SQ.FT.	LAH	32.50	32.50	21.50	0.00	51.16
		RAW	24.50	24.50	23.50	0.00	4.26
		KAR	45.50	45.50	45.50	0.00	0.00
		QTA	46.50	46.50	46.50	0.00	0.00
063. Hosiery Products							
2821001. UNDER WEAR MED. SIZE AVG. QLTY.	DOZ.	LAH	1125.00	1125.00	975.00	0.00	15.38
		FAS	780.00	780.00	780.00	0.00	0.00
		RAW	1875.00	1875.00	1712.50	0.00	9.49
		KAR	1000.00	1000.00	870.00	0.00	14.94
		SKR	890.00	890.00	780.00	0.00	14.10
		PSH	1440.00	1440.00	1050.00	0.00	37.14
		QTA	420.00	420.00	420.00	0.00	0.00

Contd.

7.10 Intercity Wholesale Prices of Selected Commodities

Group/Commodity/Item Specification	Unit	City	Prices (Rs.)			% Change in July, 2015 Over	
			July, 2015	June, 2015	July, 2014	June, 2015	July, 2014
2821002. VEST (BANYAN)MED. SIZE AVG. QLTY.	DOZ.	LAH	1175.00	1175.00	1025.00	0.00	14.63
		FAS	900.00	900.00	900.00	0.00	0.00
		RAW	1875.00	1875.00	1712.50	0.00	9.49
		KAR	1030.00	1030.00	888.00	0.00	15.99
		SKR	1322.50	1322.50	1322.50	0.00	0.00
		PSH	1190.00	1190.00	1150.00	0.00	3.48
2821003. SOCKS NYLON MIXED GENTS SUP. QLTY.	DOZ.	LAH	1125.00	1125.00	1075.00	0.00	4.65
		FAS	710.00	710.00	710.00	0.00	0.00
		RAW	812.50	812.50	812.50	0.00	0.00
		KAR	798.00	798.00	720.00	0.00	10.83
		SKR	860.00	860.00	860.00	0.00	0.00
		PSH	840.00	840.00	840.00	0.00	0.00
2821004. SOCKS COTTON GENTS AVG. QLTY.	DOZ.	LAH	750.00	750.00	625.00	0.00	20.00
		FAS	510.00	510.00	510.00	0.00	0.00
		KAR	650.00	650.00	630.00	0.00	3.17
064. Readymade Garments							
2823101. PANTS GENTS (W&W) AVG. QLTY.	DOZ.	LAH	4250.00	4250.00	3575.00	0.00	18.88
		RAW	7250.00	7250.00	6950.00	0.00	4.32
		KAR	5100.00	5100.00	5100.00	0.00	0.00
2823102. SHORT	DOZ.	LAH	1250.00	1250.00	955.00	0.00	30.89
		KAR	1260.00	1260.00	1260.00	0.00	0.00
		HYD	2400.00	2400.00	2000.00	0.00	20.00
2823103. AWAMI SUIT(W&W) AVG. QLTY.	DOZ.	LAH	9000.00	9000.00	4525.00	0.00	98.90
		RAW	12750.00	12750.00	11250.00	0.00	13.33
		KAR	6700.00	6700.00	8100.00	0.00	-17.28
		QTA	5400.00	5400.00	4800.00	0.00	12.50
2823201. SHIRT GENTS (W&W) AVG. QLTY.	DOZ.	LAH	3225.00	3225.00	3225.00	0.00	0.00
		RAW	4275.00	4275.00	4125.00	0.00	3.64
		KAR	4050.00	4050.00	4050.00	0.00	0.00
2823301. GIRL'S FROCK (W&W)	DOZ.	LAH	8750.00	8750.00	6650.00	0.00	31.58
		RAW	11100.00	11100.00	9350.00	0.00	18.72
		KAR	6740.00	6740.00	6450.00	0.00	4.50
3c) Leather Products							
065. Leather Without Hair							
2912001. SOLE LEATHER 5 MM GR-1	KG.	SAH	650.00	650.00	700.00	0.00	-7.14
		KSR	425.00	425.00	425.00	0.00	0.00
2912002. SOLE LEATHER 4.5 MM GR-1	KG.	SAH	675.00	675.00	750.00	0.00	-10.00
		KSR	490.00	490.00	490.00	0.00	0.00
2912003. SOLE LEATHER 4 MM GR-1	KG.	SAH	700.00	700.00	750.00	0.00	-6.67
		KSR	510.00	510.00	510.00	0.00	0.00
066. Other Leather N.E.C							
2913001. CHROME LEATHER COW ANALINE GR-I	DM.	SAH	19.37	19.37	30.00	0.00	-35.43
		KSR	21.00	21.00	21.00	0.00	0.00
2913002. CHROME LEATHER COW ANALINE GR-II	DM.	SAH	18.29	18.29	30.00	0.00	-39.03
		KSR	18.22	18.22	20.00	0.00	-8.90
2913003. CHROME LEATHER BUFF CALF (SUP)	DM.	SAH	17.22	17.22	27.00	0.00	-36.22
		KSR	17.00	17.00	18.00	0.00	-5.56
2913004. CHROME LEATHER BUFF CALF (B)	DM.	SAH	15.60	15.60	18.00	0.00	-13.33
		KSR	15.00	15.00	16.00	0.00	-6.25
067. Footwears							
2933001. GENTS SHOES PAUL BATA	PAIR	LAH	818.23	818.23	818.23	0.00	0.00
2933002. GENTS SANDAL BATA	PAIR	LAH	572.51	572.51	572.51	0.00	0.00

Contd.

7.10 Intercity Wholesale Prices of Selected Commodities

Group/Commodity/Item Specification	Unit	City	Prices (Rs.)			% Change in July, 2015 Over		
			July, 2015	June, 2015	July, 2014	June, 2015	July, 2014	
2933003. GENTS SLATE CHAPPAL BATA	PAIR	LAH	110.08	110.08	110.08	0.00	0.00	
2933004. LADIES SANDAL BATA (EMOZIAN)	PAIR	LAH	490.61	490.61	490.61	0.00	0.00	
2933005. LADIES SPOUNG CHAPPAL BATA(TROPICAL)	PAIR	LAH	109.52	109.52	109.52	0.00	0.00	
2933006. CHILD SHOE POWER LIFE BATA	PAIR	LAH	285.85	285.85	285.85	0.00	0.00	
2933007. GENTS SHOES ART 1109 SERVIS	PAIR	LAH	477.00	477.00	477.00	0.00	0.00	
2933008. CHEETAH 50 SIZE 3.5	PAIR	LAH	679.00	679.00	679.00	0.00	0.00	
2933009. SERVIS SHOES WOMEN	PAIR	LAH	370.00	370.00	370.00	0.00	0.00	
2933010. SERVIS SHOES CHILDREN	PAIR	LAH	257.00	257.00	257.00	0.00	0.00	
4. Other Transportable Goods								
068. Timber								
3131001. TIMBER SHEESHAM	CMT.	LAH	59151.00	59151.00	52089.00	0.00	13.56	
		RAW	64449.50	64449.50	59152.00	0.00	8.96	
		KAR	54230.00	54230.00	45425.00	0.00	19.38	
		PSH	42378.00	42378.00	42378.00	0.00	0.00	
3131002. TIMBER KERUING PINE WOOD	CMT.	RAW	62683.50	62683.50	62683.50	0.00	0.00	
		KAR	53822.50	53822.50	46900.00	0.00	14.76	
	3131003. TIMBER PERTAL	CMT.	LAH	38845.50	38845.50	30000.00	0.00	29.49
			RAW	48558.00	48558.00	48558.00	0.00	0.00
		KAR	38997.50	38997.50	34700.00	0.00	12.38	
		PSH	52372.00	52372.00	52372.00	0.00	0.00	
3131004. TIMBER CHIR	CMT.	LAH	31050.00	31050.00	31050.00	0.00	0.00	
		RAW	32665.50	32665.50	22000.00	0.00	48.48	
		KAR	43260.50	43260.50	43260.50	0.00	0.00	
		KAR	31200.00	31200.00	26350.00	0.00	18.41	
3131005. TIMBER DEODAR	CMT.	RAW	97998.00	97998.00	97998.00	0.00	0.00	
		KAR	105000.00	99390.00	90950.00	5.64	15.45	
		PSH	95358.00	95358.00	95358.00	0.00	0.00	
		QTA	88000.00	88000.00	76950.00	0.00	14.36	
3131006. TIMBER TEAK WOOD	CMT.	LAH	143021.50	143021.50	110000.00	0.00	30.02	
		KAR	148450.50	122243.00	108300.00	21.44	37.07	
069. Printing Paper								
3212901. OFFSET PAPER FLYING FINISH	KG.	KAR	78.00	78.00	90.00	0.00	-13.33	
3212902. ART PAPER "LEYKAM"/CHINA	KG.	KAR	115.00	115.00	115.00	0.00	0.00	
3212903. PRINTING PAPER ROYAL CENTURY	KG.	KAR	90.00	90.00	90.00	0.00	0.00	
3212904. PHOTOSTAT PAPER 210X297 A-4(80GM)	KG.	KAR	365.00	365.00	370.00	0.00	-1.35	
070. Hard Board								
3213301. KRAFT LINES BOARD (BRAZIL-125)	KG.	KAR	95.00	95.00	110.00	0.00	-13.64	
071. Coke								
3310001. COKE	MT.	KAR	60000.00	60000.00	60000.00	0.00	0.00	
072. Motor Spirit								
3331001. MOTOR SPRIT 87 RON	LTR.	KAR	77.73	77.73	107.91	0.00	-27.97	
073. Diesel Oil								
3333001. DIESEL OIL LIGHT SPEED (BULK)	LTR.	KAR	61.44	61.44	94.06	0.00	-34.68	
3333002. DIESEL OIL HIGH SPEED(BULK)	LTR.	KAR	87.06	87.06	109.28	0.00	-20.33	
074. Kerosine Oil								
3334001. KEROSENE OIL	LTR.	KAR	67.01	67.01	107.86	0.00	-37.87	
075. Furnace Oil								
3337001. HIGH SULPHER FURNACE OIL(HSFO)	MT.	KAR	39086.00	42699.00	62898.50	-8.46	-37.86	
076. Mobil Oil								
3338001. HAVOLINE MOBIL OIL PETROL ENGN.	4 LTR.	FAS	1950.00	1950.00	1950.00	0.00	0.00	
		RAW	1962.50	1962.50	1987.50	0.00	-1.26	
		MUL	1780.00	1780.00	1780.00	0.00	0.00	
		GJT	1790.00	1790.00	1790.00	0.00	0.00	

Contd.

7.10 Intercity Wholesale Prices of Selected Commodities

Group/Commodity/Item Specification	Unit	City	Prices (Rs.)			% Change in July, 2015 Over	
			July, 2015	June, 2015	July, 2014	June, 2015	July, 2014
		KAR	2157.00	2157.00	2157.00	0.00	0.00
		PSH	1640.00	1640.00	1640.00	0.00	0.00
		QTA	1670.00	1670.00	1670.00	0.00	0.00
3338002. HAVOLINE MOBIL OIL CNG ENGN.	4 LTR.	FAS	1600.00	1600.00	1600.00	0.00	0.00
		RAW	1937.50	1937.50	1962.50	0.00	-1.27
		MUL	1830.00	1830.00	1830.00	0.00	0.00
		GJT	1835.00	1835.00	1835.00	0.00	0.00
		KAR	1833.00	1833.00	1833.00	0.00	0.00
		PSH	1670.00	1670.00	1680.00	0.00	-0.60
		QTA	1725.00	1725.00	1685.00	0.00	2.37
077. Chemicals							
3414001. STEARIC ACID	LB.	LAH	155.00	155.00	100.00	0.00	55.00
		KAR	97.50	102.50	102.50	-4.88	-4.88
3414002. ACETIC ACID	LB.	LAH	100.00	100.00	80.00	0.00	25.00
		KAR	49.00	53.00	55.50	-7.55	-11.71
		PSH	54.00	54.00	55.00	0.00	-1.82
3414003. TARTARIC POWDER	50 KG.	LAH	18500.00	18500.00	17000.00	0.00	8.82
		KAR	11000.00	11000.00	10000.00	0.00	10.00
3414004. CITRIC ACID	50 KG.	LAH	6000.00	6000.00	6500.00	0.00	-7.69
		KAR	6125.00	6125.00	6250.00	0.00	-2.00
		PSH	5700.00	5700.00	6800.00	0.00	-16.18
3414005. CHINA CLAY	M.T.	KAR	52000.00	52000.00	50000.00	0.00	4.00
3414006. BLEACHING POWDER	50 KG.	LAH	2600.00	2600.00	2500.00	0.00	4.00
		KSR	2675.00	2675.00	2900.00	0.00	-7.76
		KAR	2275.00	2275.00	1550.00	0.00	46.77
		PSH	2700.00	2700.00	2600.00	0.00	3.85
3414007. GLUCOSE POWDER	50 KG.	LAH	5000.00	5000.00	5000.00	0.00	0.00
		KAR	5375.00	5375.00	5200.00	0.00	3.37
		PSH	5200.00	5200.00	4600.00	0.00	13.04
3422001. ZINC OXIDE	50 KG.	LAH	20000.00	20000.00	19000.00	0.00	5.26
		PSH	15000.00	15000.00	16500.00	0.00	-9.09
3423101. CAUSTIC SODA	50 KG.	LAH	3700.00	3700.00	3900.00	0.00	-5.13
		KSR	3725.00	3725.00	3900.00	0.00	-4.49
		KAR	3710.00	3800.00	4000.00	-2.37	-7.25
		PSH	3700.00	3700.00	3600.00	0.00	2.78
3423102. SULPHURIC ACID	100 KG.	LAH	2500.00	2500.00	2500.00	0.00	0.00
		KAR	2300.00	2300.00	2400.00	0.00	-4.17
		PSH	2000.00	2000.00	2000.00	0.00	0.00
3423103. MERCURY	KG.	LAH	13000.00	13000.00	16000.00	0.00	-18.75
		KAR	12300.00	14000.00	16000.00	-12.14	-23.13
		PSH	11000.00	11000.00	15000.00	0.00	-26.67
3424001. SODA ASH LIGHT 80 KG. BAG	BAG	LAH	3500.00	3500.00	3800.00	0.00	-7.89
		KSR	3550.00	3550.00	3725.00	0.00	-4.70
		KAR	2900.00	3360.00	3360.00	-13.69	-13.69
		PSH	3360.00	3360.00	3440.00	0.00	-2.33
3424002. SODIUM BI- CARBONATE.	50 KG.	LAH	2500.00	2500.00	2250.00	0.00	11.11
		KAR	2290.00	2500.00	2750.00	-8.40	-16.73
		PSH	2320.00	2320.00	2300.00	0.00	0.87
3424003. SALT EPSUM	100 KG.	LAH	1500.00	1500.00	1600.00	0.00	-6.25
		KAR	1625.00	1600.00	1900.00	1.56	-14.47
		PSH	2600.00	2600.00	2600.00	0.00	0.00

Contd.

7.10 Intercity Wholesale Prices of Selected Commodities

Group/Commodity/Item Specification	Unit	City	Prices (Rs.)			% Change in July, 2015 Over	
			July, 2015	June, 2015	July, 2014	June, 2015	July, 2014
078. Dyeing Material							
3431001. DYES RED B-BASE	LB.	KAR	270.00	270.00	250.00	0.00	8.00
3431002. DYES ORITEX JAPAN RED HR-2.	LB.	KAR	225.00	225.00	225.00	0.00	0.00
3431003. DYED REACTIVE VIOLET H-3R	LB.	KAR	250.00	250.00	250.00	0.00	0.00
079. Fertilizers							
3461101. SONA UREA	MT.	LAH	37000.00	37000.00	36500.00	0.00	1.37
		FAS	38000.00	38000.00	38400.00	0.00	-1.04
		MUL	37000.00	37000.00	36600.00	0.00	1.09
		PSH	38600.00	37600.00	37800.00	2.66	2.12
3461102. KISAN UREA	MT.	LAH	37000.00	37000.00	36500.00	0.00	1.37
		FAS	37600.00	37400.00	37400.00	0.53	0.53
		MUL	36000.00	36000.00	35600.00	0.00	1.12
		GUJ	34800.00	34500.00	35100.00	0.87	-0.85
3461401. CALCIUM AMMONIUM NITRATE	MT.	LAH	32500.00	32500.00	31000.00	0.00	4.84
		FAS	32000.00	32000.00	31600.00	0.00	1.27
		MUL	30400.00	30400.00	30800.00	0.00	-1.30
		GUJ	32000.00	32000.00	30000.00	0.00	6.67
3462101. SINGLE SUPPER PHOSPHATE (GR) 18PC	MT.	PSH	31000.00	31000.00	0.00	0.00	-----
		LAH	20000.00	20000.00	20000.00	0.00	0.00
		FAS	21000.00	20000.00	20000.00	5.00	5.00
		MUL	18600.00	18600.00	17600.00	0.00	5.68
3462102. SINGLE SUPER PHOSPHATE (PD) 18PC	MT.	GUJ	18000.00	19000.00	18000.00	-5.26	0.00
		PSH	20000.00	20000.00	20000.00	0.00	0.00
		LAH	21000.00	21000.00	21000.00	0.00	0.00
		FAS	21950.00	21950.00	21950.00	0.00	0.00
3462103. TRIPLE SUPER PHOSPHATE (GR)	MT.	MUL	21900.00	21900.00	21900.00	0.00	0.00
		GUJ	22000.00	22000.00	22000.00	0.00	0.00
		PSH	25100.00	25100.00	25100.00	0.00	0.00
		LAH	61750.00	61750.00	61750.00	0.00	0.00
3463201. SULPHATE OF POTASH	MT.	FAS	61850.00	61850.00	61850.00	0.00	0.00
		MUL	62050.00	62050.00	62050.00	0.00	0.00
		GUJ	66000.00	66000.00	66000.00	0.00	0.00
		PSH	60000.00	60000.00	60000.00	0.00	0.00
3464101. NITRO PHOSPHATE	MT.	LAH	103000.00	103000.00	97000.00	0.00	6.19
		MUL	83600.00	83600.00	83600.00	0.00	0.00
		KSR	103000.00	103000.00	97000.00	0.00	6.19
		LAH	50500.00	50500.00	48800.00	0.00	3.48
3464201. DIA-AMMONIUM PHOSPHATE	MT.	FAS	52000.00	52000.00	50800.00	0.00	2.36
		MUL	50000.00	50000.00	48600.00	0.00	2.88
		GUJ	54000.00	54000.00	50000.00	0.00	8.00
		PSH	51000.00	52000.00	49000.00	-1.92	4.08
3464401. NITROGEN PHOSPHATE AND POTACIUM(NPK)	MT.	LAH	75000.00	75000.00	73000.00	0.00	2.74
		FAS	75000.00	74000.00	70400.00	1.35	6.53
		MUL	74200.00	73500.00	68600.00	0.95	8.16
		GUJ	75000.00	75000.00	69000.00	0.00	8.70
3464401. NITROGEN PHOSPHATE AND POTACIUM(NPK)	MT.	PSH	73000.00	73000.00	70000.00	0.00	4.29
		LAH	62000.00	62000.00	63000.00	0.00	-1.59
		GUJ	62000.00	62000.00	59000.00	0.00	5.08
		SAR	59800.00	59600.00	58900.00	0.34	1.53
3464401. NITROGEN PHOSPHATE AND POTACIUM(NPK)	MT.	HYD	61680.00	61680.00	61680.00	0.00	0.00
		LAH	580.00	580.00	580.00	0.00	0.00
080. Pesticides							
3466101. THIODAN 35 EC(AGRICULTURE) 1 LTR	BOTTLE	LAH	580.00	580.00	580.00	0.00	0.00
		FAS	1050.00	1050.00	1050.00	0.00	0.00

Contd.

7.10 Intercity Wholesale Prices of Selected Commodities

Group/Commodity/Item Specification	Unit	City	Prices (Rs.)			% Change in July, 2015 Over	
			July, 2015	June, 2015	July, 2014	June, 2015	July, 2014
		MUL	1200.00	1200.00	1150.00	0.00	4.35
		SAR	875.00	875.00	875.00	0.00	0.00
		GJT	500.00	500.00	500.00	0.00	0.00
		HYD	750.00	750.00	750.00	0.00	0.00
		MPK	600.00	600.00	600.00	0.00	0.00
3466102. DURSBAN TC(TERMICIDE CONC.)	BOTTLE	LAH	1050.00	1050.00	1050.00	0.00	0.00
		FAS	1265.00	1265.00	1265.00	0.00	0.00
		MUL	1550.00	1550.00	1550.00	0.00	0.00
3466103. SARSABZ (VEGETABLES) 1 LTR.	BOTTLE	SAR	1100.00	1000.00	1000.00	10.00	10.00
		LAH	210.00	210.00	210.00	0.00	0.00
		FAS	360.00	360.00	360.00	0.00	0.00
		MUL	700.00	700.00	600.00	0.00	16.67
		SAR	300.00	250.00	250.00	20.00	20.00
		GJT	500.00	500.00	400.00	0.00	25.00
3466104. MALATHION (ALL ANIMALS) 1 LTR.	BOTTLE	LAH	800.00	800.00	470.00	0.00	70.21
		FAS	1300.00	1300.00	1300.00	0.00	0.00
		GUJ	1100.00	1100.00	800.00	0.00	37.50
		GJT	1200.00	1200.00	800.00	0.00	50.00
081. Insecticides							
3471001. L-D POLYTHYLENE	LB.	KAR	86.88	86.88	104.63	0.00	-16.96
3473001. POLYSTRENE GP.	55 LB.	KAR	4650.00	4700.00	6318.00	-1.06	-26.40
082. Paints & Varnishes							
3511001. SYN CLEAR VARNISH (BUXLYS)	3 LTR.	LAH	1050.00	1050.00	1050.00	0.00	0.00
		KAR	1225.00	1225.00	1020.00	0.00	20.10
3511002. SYN CLEAR VARNISH (BERGER)	3 LTR.	LAH	1150.00	1150.00	1150.00	0.00	0.00
		KAR	1375.00	1375.00	1210.00	0.00	13.64
3511003. SYN ENAMEL VIP (BERGER)	3.6 LTR	LAH	1700.00	1700.00	1700.00	0.00	0.00
		RAW	1337.50	1337.50	1285.00	0.00	4.09
		KAR	1650.00	1650.00	1440.00	0.00	14.58
3511004. SYN ENAMEL 413 (BUXLYS)	3.6 LTR	LAH	1370.00	1370.00	1370.00	0.00	0.00
		RAW	1330.00	1330.00	1265.00	0.00	5.14
		KAR	1650.00	1650.00	1440.00	0.00	14.58
3511005. VIP PLASTIC EMULSION (BERGER)	4 LTR.	LAH	1750.00	1750.00	1750.00	0.00	0.00
		RAW	1555.00	1555.00	1515.00	0.00	2.64
		KAR	1500.00	1500.00	1000.00	0.00	50.00
3511006. PLASTIC BOUND DISTEMPER(BUXLYS)	6 KG.	LAH	1210.00	1210.00	1210.00	0.00	0.00
		RAW	975.00	975.00	955.00	0.00	2.09
		KAR	975.00	975.00	950.00	0.00	2.63
3511007. ICI PLASTIC EMULSION	4 LTR	LAH	1800.00	1800.00	1800.00	0.00	0.00
		RAW	1690.00	1690.00	1675.00	0.00	0.90
		KAR	1750.00	1750.00	1620.00	0.00	8.02
083. Medicines							
3526001. PANADOL TAB. (200)	PACKET	LAH	153.00	153.00	153.00	0.00	0.00
		RAW	165.00	165.00	165.00	0.00	0.00
		MUL	153.00	153.00	153.00	0.00	0.00
		KAR	165.00	165.00	165.00	0.00	0.00
		MPK	153.00	153.00	153.00	0.00	0.00
		PSH	160.00	160.00	160.00	0.00	0.00
		QTA	180.00	180.00	180.00	0.00	0.00
3526002. DISPRIN TAB. (600)	PACKET	LAH	525.00	525.00	525.00	0.00	0.00
		RAW	372.50	372.50	372.50	0.00	0.00
		MUL	510.00	510.00	510.00	0.00	0.00
		KAR	459.00	459.00	459.00	0.00	0.00
		MPK	360.00	360.00	360.00	0.00	0.00

Contd.

7.10 Intercity Wholesale Prices of Selected Commodities

Group/Commodity/Item Specification	Unit	City	Prices (Rs.)			% Change in July, 2015 Over	
			July, 2015	June, 2015	July, 2014	June, 2015	July, 2014
3526003. FLAGYL TAB. (200)	PACKET	PSH	516.00	516.00	516.00	0.00	0.00
		QTA	440.00	440.00	440.00	0.00	0.00
		LAH	170.00	170.00	170.00	0.00	0.00
		RAW	255.00	255.00	255.00	0.00	0.00
		MUL	270.00	270.00	270.00	0.00	0.00
		KAR	260.00	260.00	260.00	0.00	0.00
		MPK	260.00	260.00	260.00	0.00	0.00
3526004. VENTOLIN TAB.(100)	PACKET	PSH	283.00	283.00	283.00	0.00	0.00
		QTA	180.00	180.00	180.00	0.00	0.00
		LAH	82.00	82.00	82.00	0.00	0.00
		RAW	85.00	85.00	73.00	0.00	16.44
		MUL	121.00	121.00	121.00	0.00	0.00
		KAR	86.53	86.53	86.53	0.00	0.00
		MPK	73.20	73.20	73.20	0.00	0.00
3526005. DAONIL TAB. (60)	PACKET	PSH	72.00	72.00	72.00	0.00	0.00
		QTA	80.00	80.00	73.20	0.00	9.29
		LAH	75.12	75.12	75.12	0.00	0.00
		RAW	86.50	86.50	86.50	0.00	0.00
		MUL	86.31	86.31	86.31	0.00	0.00
		KAR	88.00	88.00	88.00	0.00	0.00
		MPK	76.00	76.00	76.00	0.00	0.00
3526006. ENTOX TAB. (100)	PACKET	PSH	90.00	90.00	87.32	0.00	3.07
		QTA	90.00	90.00	88.00	0.00	2.27
		LAH	87.50	87.50	87.50	0.00	0.00
		RAW	73.00	73.00	73.00	0.00	0.00
		MUL	85.00	85.00	85.00	0.00	0.00
		KAR	100.00	100.00	100.00	0.00	0.00
		MPK	85.00	85.00	85.00	0.00	0.00
3526007. CALCIUM TAB. 1000 SANDOZ	06 BOTT	PSH	100.00	100.00	86.00	0.00	16.28
		QTA	85.00	85.00	85.00	0.00	0.00
		LAH	622.00	622.00	622.00	0.00	0.00
		RAW	620.00	620.00	620.00	0.00	0.00
		MUL	622.20	622.20	622.20	0.00	0.00
		KAR	660.00	660.00	732.00	0.00	-9.84
		MPK	520.00	520.00	520.00	0.00	0.00
3526008. RENITEC TAB. 5 MG. (20)	PACKET	PSH	630.00	630.00	630.00	0.00	0.00
		QTA	636.00	636.00	425.00	0.00	49.65
		LAH	87.56	87.56	87.56	0.00	0.00
		RAW	99.50	99.50	99.50	0.00	0.00
		MUL	99.45	99.45	99.45	0.00	0.00
		KAR	100.00	100.00	100.00	0.00	0.00
		MPK	88.00	88.00	88.00	0.00	0.00
3526009. CARMINA (150 TABLETS)	06 BOTT	PSH	105.30	105.30	105.30	0.00	0.00
		QTA	102.00	102.00	87.00	0.00	17.24
		LAH	150.00	150.00	150.00	0.00	0.00
		RAW	120.00	120.00	120.00	0.00	0.00
		MUL	153.00	153.00	153.00	0.00	0.00
		KAR	180.00	180.00	180.00	0.00	0.00
		MPK	170.00	170.00	120.00	0.00	41.67
3526010. SUALIN (250 TAB.) STRIP	EACH	PSH	170.00	170.00	120.00	0.00	41.67
		LAH	68.75	68.75	68.75	0.00	0.00
		RAW	78.00	78.00	78.00	0.00	0.00
		KAR	132.00	132.00	132.00	0.00	0.00
		PSH	150.00	150.00	150.00	0.00	0.00

Contd.

7.10 Intercity Wholesale Prices of Selected Commodities

Group/Commodity/Item Specification	Unit	City	Prices (Rs.)			% Change in July, 2015 Over	
			July, 2015	June, 2015	July, 2014	June, 2015	July, 2014
3526011. SANCOS SYRUP 60 MG.	06 BOTT	LAH	331.50	331.50	331.50	0.00	0.00
		RAW	142.50	142.50	137.00	0.00	4.01
		MUL	280.50	280.50	280.50	0.00	0.00
		KAR	160.00	160.00	156.00	0.00	2.56
		MPK	285.00	285.00	285.00	0.00	0.00
		PSH	300.00	300.00	300.00	0.00	0.00
3526012. PHENRGONE SYRUP 120 MG	06 BOTT	QTA	287.00	287.00	275.00	0.00	4.36
		LAH	179.66	179.66	179.66	0.00	0.00
		RAW	168.00	168.00	168.00	0.00	0.00
		MUL	168.30	168.30	168.00	0.00	0.18
		KAR	198.00	198.00	198.00	0.00	0.00
		MPK	170.00	170.00	170.00	0.00	0.00
3526013. CALPOL SYRUP	06 BOTT	PSH	174.00	174.00	170.28	0.00	2.18
		QTA	195.00	195.00	195.00	0.00	0.00
		LAH	135.00	135.00	135.00	0.00	0.00
		RAW	143.00	143.00	132.00	0.00	8.33
		MUL	127.50	127.50	127.50	0.00	0.00
		KAR	150.00	150.00	150.00	0.00	0.00
3526014. HYDERLIN SYRUP	06 BOTT	MPK	214.20	214.20	214.20	0.00	0.00
		PSH	144.48	144.48	144.48	0.00	0.00
		QTA	125.00	125.00	125.00	0.00	0.00
		LAH	300.90	300.90	300.90	0.00	0.00
		RAW	327.50	327.50	158.00	0.00	107.28
		MUL	316.20	316.20	300.90	0.00	5.08
3526015. SAFI HAMDARD 100 ML	06 BOTT	KAR	332.00	312.00	312.00	6.41	6.41
		MPK	312.00	312.00	312.00	0.00	0.00
		PSH	342.00	342.00	305.00	0.00	12.13
		QTA	378.00	378.00	300.90	0.00	25.62
		LAH	228.00	228.00	228.00	0.00	0.00
		RAW	216.00	216.00	216.00	0.00	0.00
3526016. HONEY TUBE (HAMDARD)	06 TUBE	MUL	210.00	210.00	210.00	0.00	0.00
		KAR	276.00	276.00	276.00	0.00	0.00
		PSH	240.00	240.00	240.00	0.00	0.00
		QTA	193.00	193.00	193.00	0.00	0.00
		LAH	540.00	540.00	204.00	0.00	164.71
		KAR	552.00	552.00	552.00	0.00	0.00
3526017. BETNOVATE-N OINTMENT	06 TUBE	MPK	516.00	516.00	516.00	0.00	0.00
		PSH	480.00	480.00	480.00	0.00	0.00
		QTA	582.00	582.00	534.00	0.00	8.99
		LAH	153.12	153.12	153.12	0.00	0.00
		RAW	148.00	148.00	148.00	0.00	0.00
		MUL	170.04	170.04	147.90	0.00	14.97
3526018. BURNOL	06 TUBE	KAR	168.00	168.00	168.00	0.00	0.00
		MPK	156.00	156.00	156.00	0.00	0.00
		PSH	150.00	150.00	150.00	0.00	0.00
		QTA	162.00	162.00	162.00	0.00	0.00
		LAH	85.08	85.08	85.08	0.00	0.00
		RAW	82.00	82.00	82.00	0.00	0.00
		MUL	82.00	82.00	82.00	0.00	0.00
		KAR	96.00	96.00	96.00	0.00	0.00
		MPK	81.60	81.60	81.60	0.00	0.00
		PSH	87.00	87.00	87.00	0.00	0.00
		QTA	81.00	81.00	81.00	0.00	0.00

Contd.

7.10 Intercity Wholesale Prices of Selected Commodities

Group/Commodity/Item Specification	Unit	City	Prices (Rs.)			% Change in July, 2015 Over	
			July, 2015	June, 2015	July, 2014	June, 2015	July, 2014
3526019. O.R.S.FLAVOURED (SEARLE)	DOZEN	LAH	180.00	180.00	110.00	0.00	63.64
		RAW	183.50	183.50	163.50	0.00	12.23
		MUL	173.40	173.40	173.40	0.00	0.00
		KAR	174.00	174.00	174.00	0.00	0.00
		PSH	154.80	154.80	154.80	0.00	0.00
3526020. JOSHANDA HAMDARD	DOZEN	QTA	156.00	156.00	350.00	0.00	-55.43
		LAH	276.00	276.00	276.00	0.00	0.00
		MUL	216.00	216.00	216.00	0.00	0.00
		KAR	264.00	264.00	264.00	0.00	0.00
		MPK	123.84	123.84	123.84	0.00	0.00
3526021. COTTON BANDAGE 2" SIZE	06 NO.S	PSH	82.00	82.00	60.00	0.00	36.67
		QTA	221.00	221.00	221.00	0.00	0.00
		LAH	39.00	39.00	39.00	0.00	0.00
		RAW	48.00	48.00	48.00	0.00	0.00
		MUL	24.00	24.00	24.00	0.00	0.00
084. Soaps & Detergents	DOZ.	KAR	30.00	30.00	30.00	0.00	0.00
		MPK	54.00	54.00	54.00	0.00	0.00
		PSH	22.00	22.00	22.00	0.00	0.00
		LAH	442.00	442.00	401.00	0.00	10.22
		RAW	382.50	382.50	377.50	0.00	1.32
3532101. LIFE BOUY SOAP (125 GM.)	DOZ.	KSR	442.00	442.00	401.00	0.00	10.22
		KAR	396.00	396.00	396.00	0.00	0.00
		PSH	425.00	425.00	420.00	0.00	1.19
		QTA	370.00	370.00	370.00	0.00	0.00
		LAH	332.00	332.00	383.00	0.00	-13.32
3532102. LUX-STD. (70 GM.)	DOZ.	RAW	342.50	342.50	361.00	0.00	-5.12
		KAR	370.00	370.00	384.00	0.00	-3.65
		PSH	380.00	380.00	380.00	0.00	0.00
		QTA	360.00	360.00	330.00	0.00	9.09
		LAH	230.00	230.00	230.00	0.00	0.00
3532201. SUPER ACTIVE SURF (130 GM.)	DOZ.	MUL	229.16	229.16	229.16	0.00	0.00
		KAR	228.00	228.00	232.00	0.00	-1.72
		SKR	248.88	248.88	248.88	0.00	0.00
		LAH	230.00	230.00	230.00	0.00	0.00
		GUJ	228.00	228.00	228.00	0.00	0.00
3532202. ARIEL (100 GM)	DOZ.	KAR	228.00	228.00	156.00	0.00	46.15
		MPK	180.00	180.00	180.00	0.00	0.00
		LAH	750.00	750.00	750.00	0.00	0.00
		RAW	715.00	715.00	645.00	0.00	10.85
		KAR	828.00	828.00	540.00	0.00	53.33
3532203. VIM DETERGENT POLY BAG (1000 G.)	DOZ.	SKR	720.00	720.00	840.00	0.00	-14.29
		PSH	680.00	680.00	680.00	0.00	0.00
		MNG	516.00	516.00	516.00	0.00	0.00
		QTA	624.00	624.00	486.00	0.00	28.40
		LAH	1404.00	1404.00	1404.00	0.00	0.00
3532204. MAXIMUM POWER BRITE POLYBAG(400GM)	DOZ.	RAW	862.50	862.50	862.50	0.00	0.00
		KAR	1224.00	1224.00	1020.00	0.00	20.00
		MPK	1416.00	1416.00	1416.00	0.00	0.00
		PSH	1325.00	1325.00	1325.00	0.00	0.00
		KAR	2100.00	2100.00	1128.00	0.00	86.17
3532205. EXPRESS DETERGENT(1000GM)	DOZ.	LAH	5400.00	5400.00	5720.00	0.00	-5.59
		RAW	3775.00	3775.00	3825.00	0.00	-1.31
3532206. WASHING SOAP BETA/SUFU/GUY	DOZ.	KSR	5400.00	5400.00	5580.00	0.00	-3.23

Contd.

7.10 Intercity Wholesale Prices of Selected Commodities

Group/Commodity/Item Specification	Unit	City	Prices (Rs.)			% Change in July, 2015 Over	
			July, 2015	June, 2015	July, 2014	June, 2015	July, 2014
		SKR	3440.00	3440.00	5700.00	0.00	-39.65
		PSH	5840.00	5840.00	6100.00	0.00	-4.26
3532207. WASHING SOAP NYLON 101 CAKE	DOZ.	LAH	269.00	269.00	269.00	0.00	0.00
		RAW	237.50	237.50	237.50	0.00	0.00
		SAR	286.00	286.00	432.00	0.00	-33.80
		BNU	190.00	190.00	190.00	0.00	0.00
		QTA	300.00	300.00	300.00	0.00	0.00
3532301. TOOTHPASTE MACLEAN'S (LARGE SIZE)	DOZ.	RAW	575.00	575.00	575.00	0.00	0.00
		KAR	1080.00	1080.00	1080.00	0.00	0.00
3532302. TOOTHPASTE FARHAN'S (STD. SIZE)	DOZ.	KAR	492.00	492.00	492.00	0.00	0.00
3532303. TALC SAMSOL/SWISS MISS (STD.SIZE)	DOZ.	RAW	565.00	565.00	565.00	0.00	0.00
		KAR	1092.00	1092.00	1092.00	0.00	0.00
3532304. PONDS COLD CREAM (MED SIZE.)	DOZ.	LAH	1200.00	1200.00	1200.00	0.00	0.00
		RAW	1127.50	1127.50	1127.50	0.00	0.00
		KAR	1194.00	1194.00	1109.00	0.00	7.66
3532305. PONDS VANISHING CREAM (MED SIZE)	DOZ.	LAH	2450.00	2450.00	2450.00	0.00	0.00
		RAW	1127.50	1127.50	1127.50	0.00	0.00
		KAR	1009.00	1009.00	1009.00	0.00	0.00
3532306. ADMIRAL SHAVING CREAM (MED.SIZE)	DOZ.	LAH	720.00	720.00	564.00	0.00	27.66
		RAW	625.00	625.00	625.00	0.00	0.00
		KAR	648.00	648.00	600.00	0.00	8.00
3532307. HAIR BRYL CREAM (MED. SIZE).	DOZ.	RAW	1125.00	1125.00	1125.00	0.00	0.00
		KAR	984.00	984.00	940.00	0.00	4.68
3532308. JOHNSON'S BABY POWDER/MOTHER CARE	DOZ.	KAR	798.00	798.00	730.00	0.00	9.32
3532309. SUN SILK SHAMPOO LOCAL 10 ML.	DOZ.	RAW	51.00	51.00	51.00	0.00	0.00
		KAR	55.00	55.00	55.00	0.00	0.00
085. Auto Tyres							
3611101. AUTO TYRE GEN/SUZ/ALTO/MEHRAN	EACH	LAH	2700.00	2700.00	2700.00	0.00	0.00
		RAW	2875.00	2875.00	2975.00	0.00	-3.36
		KAR	2850.00	2850.00	2850.00	0.00	0.00
3611201. MOTOR CYCLE TYRE YAMAHA-100	EACH	LAH	1280.00	1280.00	1280.00	0.00	0.00
		RAW	962.50	962.50	962.50	0.00	0.00
		KAR	1200.00	1200.00	1200.00	0.00	0.00
3611202. MOTOR CYCLE TYRE HONDA CD-70	EACH	LAH	860.00	860.00	860.00	0.00	0.00
		RAW	962.50	962.50	962.50	0.00	0.00
		KAR	1150.00	1150.00	1200.00	0.00	-4.17
3611203. MOTOR CYCLE TYRE SUZUKI 80 CC.	EACH	LAH	960.00	960.00	960.00	0.00	0.00
		RAW	937.50	937.50	937.50	0.00	0.00
		KAR	1200.00	1200.00	1200.00	0.00	0.00
3611204. CYCLE TYRE SERVIS (28x1/2")	EACH	LAH	250.00	250.00	250.00	0.00	0.00
		KAR	225.00	225.00	200.00	0.00	12.50
3611205. CYCLE TYRE DIAMOND (28x1/2")	EACH	LAH	300.00	300.00	300.00	0.00	0.00
		RAW	287.50	287.50	287.50	0.00	0.00
		KAR	215.00	215.00	200.00	0.00	7.50
3611401. AUTO TUBE GEN/SUZ/ALTO/MEHRAN	EACH	LAH	270.00	270.00	270.00	0.00	0.00
		RAW	295.00	295.00	295.00	0.00	0.00
		KAR	322.50	322.50	322.50	0.00	0.00
3611402. MOTOR CYCLE TUBE YAMAHA-100	EACH	LAH	185.00	185.00	185.00	0.00	0.00
		RAW	192.50	192.50	192.50	0.00	0.00
		KAR	210.00	210.00	257.50	0.00	-18.45
3611403. MOTOR CYCLE TUBE HONDA CD-70	EACH	LAH	175.00	175.00	175.00	0.00	0.00
		RAW	192.50	192.50	192.50	0.00	0.00
		KAR	205.00	190.00	257.50	7.89	-20.39

Contd.

7.10 Intercity Wholesale Prices of Selected Commodities

Group/Commodity/Item Specification	Unit	City	Prices (Rs.)			% Change in July, 2015 Over	
			July, 2015	June, 2015	July, 2014	June, 2015	July, 2014
			3611404. MOTOR CYCLE TUBE SUZUKI 80 CC.	EACH	LAH	195.00	195.00
		KAR	262.50	257.50	252.50	1.94	3.96
3611405. CYCLE TUBES SERVIS (28x1/2)	EACH	LAH	105.00	105.00	105.00	0.00	0.00
		KAR	137.50	132.50	130.00	3.77	5.77
3611406. CYCLE TUBES DIAMOND (28x1/2)	EACH	LAH	115.00	115.00	115.00	0.00	0.00
		RAW	92.50	92.50	92.50	0.00	0.00
		KAR	132.50	127.50	125.00	3.92	6.00
086. Plastic Products							
3694001. WATER COOLER 9 LTR.	EACH	LAH	400.00	400.00	360.00	0.00	11.11
		KAR	465.00	465.00	380.00	0.00	22.37
		PSH	450.00	450.00	450.00	0.00	0.00
		QTA	410.00	410.00	410.00	0.00	0.00
3694002. BUCKET MED. SIZE	EACH	LAH	300.00	300.00	245.00	0.00	22.45
		GUJ	225.00	225.00	225.00	0.00	0.00
		GJT	220.00	220.00	220.00	0.00	0.00
		KAR	312.50	312.50	270.00	0.00	15.74
		PSH	355.00	355.00	355.00	0.00	0.00
		QTA	235.00	235.00	235.00	0.00	0.00
3694003. DINNER SET PLASTIC 42/48/52 PIECES	EACH	LAH	1975.00	1975.00	1975.00	0.00	0.00
		RAW	4900.00	4600.00	4600.00	6.52	6.52
		MUL	3000.00	3000.00	2450.00	0.00	22.45
		KAR	2400.00	2300.00	1925.00	4.35	24.68
		PSH	2100.00	2100.00	1700.00	0.00	23.53
		MNG	3000.00	3000.00	3000.00	0.00	0.00
3694004. HOT POT PLASTIC 3 PIECES	EACH	LAH	1225.00	1225.00	1225.00	0.00	0.00
		SKT	1000.00	1000.00	660.00	0.00	51.52
		KAR	975.00	975.00	772.50	0.00	26.21
		PSH	1350.00	1350.00	975.00	0.00	38.46
		QTA	1050.00	1050.00	830.00	0.00	26.51
3694005. THERMOS STARVAC 1 LTR.	EACH	LAH	450.00	450.00	315.00	0.00	42.86
		GUJ	500.00	500.00	400.00	0.00	25.00
		KAR	525.00	437.50	420.00	20.00	25.00
		QTA	300.00	300.00	300.00	0.00	0.00
087. Glass sheets							
3711401. PL. GLASS SHEET 3 MM ABOVE 1 SQ.M	SQ.MTR.	LAH	335.00	335.00	335.00	0.00	0.00
		RAW	335.00	325.00	325.00	3.08	3.08
		KAR	465.00	465.00	435.00	0.00	6.90
		PSH	425.00	425.00	425.00	0.00	0.00
3711402. FIG.GLASS SHEET ABOVE 1 SQ.M	SQ.MTR.	LAH	247.50	247.50	247.50	0.00	0.00
		RAW	295.00	285.00	285.00	3.51	3.51
		KAR	745.00	745.00	465.00	0.00	60.22
		PSH	968.00	968.00	968.00	0.00	0.00
088. Other Glass Articles							
3719101. JAR 4 LTR. LOCAL/FANCY/SILKY	DOZ.	RAW	887.50	887.50	887.50	0.00	0.00
		KAR	750.00	750.00	710.00	0.00	5.63
3719301. TUMBLER 200 ML. FANCY (OMROC)	DOZ.	RAW	310.00	310.00	310.00	0.00	0.00
		KAR	637.50	637.50	575.00	0.00	10.87
3719302. JUG DIAMOND 1.2 LTR. FANCY (OMROC)	DOZ.	LAH	1775.00	1775.00	1450.00	0.00	22.41
		RAW	1337.50	1337.50	1337.50	0.00	0.00
		KAR	2450.00	2450.00	1730.00	0.00	41.62
3719303. TEA CUP SAUCER WHITE	DOZ.	LAH	725.00	725.00	450.00	0.00	61.11
		RAW	887.50	887.50	887.50	0.00	0.00
		KAR	690.00	690.00	535.00	0.00	28.97

Contd.

7.10 Intercity Wholesale Prices of Selected Commodities

Group/Commodity/Item Specification	Unit	City	Prices (Rs.)			% Change in July, 2015 Over	
			July, 2015	June, 2015	July, 2014	June, 2015	July, 2014
089. Ceramics & Sanitary Fixture							
3721001. EUROPEAN W/C (02/03) STD WHITE	EACH	LAH	1400.00	1400.00	1400.00	0.00	0.00
		RAW	1225.00	1175.00	1175.00	4.26	4.26
		GJT	1400.00	1400.00	1400.00	0.00	0.00
		KAR	1600.00	1600.00	800.00	0.00	100.00
		PSH	4100.00	4100.00	4100.00	0.00	0.00
3721002. EUROPEAN W.C. (02/03)STD COLOUR	EACH	LAH	1500.00	1500.00	1500.00	0.00	0.00
		RAW	1325.00	1275.00	1275.00	3.92	3.92
		GJT	1600.00	1600.00	1600.00	0.00	0.00
		KAR	1700.00	1700.00	820.00	0.00	107.32
3721003. ASIAN W.C. WHITE 18/22"	EACH	LAH	1700.00	1700.00	1250.00	0.00	36.00
		RAW	1325.00	1275.00	1275.00	3.92	3.92
		GJT	1250.00	1250.00	1250.00	0.00	0.00
		KAR	975.00	975.00	575.00	0.00	69.57
3721004. ASIAN W.C. WHITE 15/22"	EACH	LAH	1150.00	1150.00	1150.00	0.00	0.00
		RAW	1225.00	1187.50	1187.50	3.16	3.16
		GJT	1050.00	1050.00	1050.00	0.00	0.00
		KAR	925.00	925.00	530.00	0.00	74.53
3721005. ASIAN W.C. COLOURED 18/22"	EACH	LAH	1700.00	1700.00	1700.00	0.00	0.00
		RAW	1525.00	1475.00	1475.00	3.39	3.39
		GUJ	1800.00	1800.00	1850.00	0.00	-2.70
		GJT	1450.00	1450.00	1450.00	0.00	0.00
3721006. ASIAN W.C. COLOURED 15/22"	EACH	LAH	1250.00	1250.00	1250.00	0.00	0.00
		RAW	1325.00	1275.00	1275.00	3.92	3.92
		GUJ	1700.00	1700.00	1700.00	0.00	0.00
		GJT	1250.00	1250.00	1250.00	0.00	0.00
3721007. WASH BASIN 50 CM WHITE STD.	EACH	LAH	1300.00	1300.00	1300.00	0.00	0.00
		RAW	1325.00	1275.00	1275.00	3.92	3.92
		GJT	1350.00	1350.00	1350.00	0.00	0.00
		KAR	1200.00	1200.00	770.00	0.00	55.84
3721008. WASH BASIN 50 CM LIGHT COLOUR	EACH	LAH	1750.00	1750.00	1480.00	0.00	18.24
		RAW	1300.00	1300.00	1300.00	0.00	0.00
		RAW	1425.00	1375.00	1375.00	3.64	3.64
		GJT	1150.00	1150.00	1150.00	0.00	0.00
3721009. SINK STAINLESS STEEL(KIT.)MED.SIZE	EACH	KAR	1350.00	1350.00	880.00	0.00	53.41
		PSH	1550.00	1550.00	1550.00	0.00	0.00
		LAH	1600.00	1600.00	1250.00	0.00	28.00
		RAW	2475.00	2475.00	2475.00	0.00	0.00
090. Bricks, Blocks & Tiles	1000	GUJ	1400.00	1400.00	1400.00	0.00	0.00
		KAR	1550.00	1550.00	1265.00	0.00	22.53
		PSH	1700.00	1700.00	1400.00	0.00	21.43
		3732001. BRICKS	LAH	7750.00	7750.00	7750.00	0.00
3732001. BRICKS	1000	RAW	7450.00	7450.00	6875.00	0.00	8.36
		GJT	8000.00	8000.00	7000.00	0.00	14.29
		KSR	7450.00	7450.00	7850.00	0.00	-5.10
		HYD	4800.00	4800.00	4800.00	0.00	0.00
		SKR	5000.00	5000.00	5000.00	0.00	0.00

Contd.

7.10 Intercity Wholesale Prices of Selected Commodities

Group/Commodity/Item Specification	Unit	City	Prices (Rs.)			% Change in July, 2015 Over	
			July, 2015	June, 2015	July, 2014	June, 2015	July, 2014
		PSH	7200.00	7200.00	7500.00	0.00	-4.00
		BNU	6200.00	6200.00	6000.00	0.00	3.33
		QTA	6250.00	6250.00	6250.00	0.00	0.00
3732002. CEMENT BLOCKS	1000	KAR	20500.00	20500.00	19600.00	0.00	4.59
3732003. TILES PLAIN WHITE 8 X 10"	SQ.MTR	LAH	525.00	525.00	525.00	0.00	0.00
		RAW	490.00	490.00	490.00	0.00	0.00
		MUL	800.00	800.00	750.00	0.00	6.67
		KAR	580.00	580.00	492.50	0.00	17.77
3732004. TILES PLAIN COLOURED 8 X 10"	SQ.MTR	LAH	555.00	555.00	555.00	0.00	0.00
		RAW	590.00	590.00	590.00	0.00	0.00
		MUL	850.00	850.00	825.00	0.00	3.03
		KAR	640.00	640.00	552.50	0.00	15.84
091. Cement							
3744001. CEMENT JAVEDAN (EX-FACTORY)	MT.	KAR	8460.00	8460.00	8460.00	0.00	0.00
3744002. CEMENT WHITE	MT.	LAH	18350.00	18350.00	18350.00	0.00	0.00
		RAW	19100.00	19100.00	18100.00	0.00	5.52
		KAR	18800.00	18500.00	18500.00	1.62	1.62
		SKR	20000.00	20000.00	20000.00	0.00	0.00
3744003. SULP. RESISTING CEMENT(JAVEDAN)	MT.	KAR	9158.00	9158.00	9158.00	0.00	0.00
3744004. D.G. CEMENT (EX-FACTORY)	MT	LAH	8985.00	8948.00	9093.00	0.41	-1.19
3744005. LUCKY CEMENT (EX-FACTORY)	MT	KAR	10110.00	10110.00	10010.00	0.00	1.00
3744006. FAUJI CEMENT(EX-FACTORY)	MT	RAW	8720.00	8780.00	8815.00	-0.68	-1.08
092. Bed Foam							
3815001. BED FOAM	EACH	LAH	4000.00	4000.00	3500.00	0.00	14.29
		RAW	4325.00	4325.00	4225.00	0.00	2.37
		GUJ	3000.00	3000.00	3000.00	0.00	0.00
		KAR	2750.00	2750.00	2600.00	0.00	5.77
		QTA	3200.00	3200.00	3200.00	0.00	0.00
3815002. BED FOAM COMMANDER 6.5" X 6" X5"	EACH	LAH	5800.00	5800.00	5200.00	0.00	11.54
		FAS	6900.00	6900.00	6900.00	0.00	0.00
		RAW	6325.00	6325.00	6225.00	0.00	1.61
		GJT	7600.00	7600.00	7600.00	0.00	0.00
		KAR	6400.00	6400.00	6000.00	0.00	6.67
		HYD	5950.00	5950.00	5950.00	0.00	0.00
093. Matches							
3899801. MATCHES (70-75 STICKS) 10 BOXES	PACKET	LAH	9.60	9.60	9.60	0.00	0.00
		RAW	9.40	9.40	9.40	0.00	0.00
		KAR	15.00	15.00	15.00	0.00	0.00
		SKR	15.00	15.00	15.00	0.00	0.00
		PSH	18.00	18.00	10.00	0.00	80.00
5. Metal Product, Machinery & Equipment							
094. Pig Iron							
4111101. PIG IRON	MT.	KAR	40000.00	40000.00	40000.00	0.00	0.00
095. Steel Bar & Sheets							
4126101. M.S. ROUND BAR 1/4"	MT.	LAH	73000.00	72000.00	74500.00	1.39	-2.01
		RAW	76000.00	76500.00	84500.00	-0.65	-10.06
		KAR	74000.00	74000.00	76000.00	0.00	-2.63
		HYD	69000.00	71000.00	74800.00	-2.82	-7.75
		PSH	70000.00	70000.00	79000.00	0.00	-11.39
		QTA	74000.00	75000.00	77000.00	-1.33	-3.90
4126102. M.S. ROUND BAR 3/8"	MT.	LAH	74000.00	72250.00	74500.00	2.42	-0.67
		RAW	76000.00	76500.00	84500.00	-0.65	-10.06
		KAR	74000.00	74000.00	74000.00	0.00	0.00
		HYD	69000.00	71000.00	74800.00	-2.82	-7.75

Contd.

7.10 Intercity Wholesale Prices of Selected Commodities

Group/Commodity/Item Specification	Unit	City	Prices (Rs.)			% Change in July, 2015 Over	
			July, 2015	June, 2015	July, 2014	June, 2015	July, 2014
4126103. M.S.ROUND BAR 1/2"	MT.	PSH	72000.00	72500.00	82000.00	-0.69	-12.20
		QTA	78000.00	79000.00	81000.00	-1.27	-3.70
		LAH	72000.00	70500.00	73500.00	2.13	-2.04
		RAW	76750.00	77250.00	83250.00	-0.65	-7.81
		KAR	73000.00	73000.00	74000.00	0.00	-1.35
		HYD	69000.00	71000.00	74050.00	-2.82	-6.82
4126104. M.S. ROUND BAR 1"	MT.	PSH	69500.00	69500.00	81000.00	0.00	-14.20
		QTA	77000.00	78000.00	80000.00	-1.28	-3.75
		LAH	75000.00	73500.00	73500.00	2.04	2.04
		RAW	76750.00	77250.00	83250.00	-0.65	-7.81
		KAR	73000.00	73000.00	76000.00	0.00	-3.95
		PSH	75000.00	75000.00	85000.00	0.00	-11.76
4126105. M.S.RIBBED BAR 1/2" TO 1"	MT.	LAH	74000.00	72250.00	74000.00	2.42	0.00
		RAW	75750.00	76250.00	84250.00	-0.66	-10.09
		KAR	78000.00	78000.00	77000.00	0.00	1.30
4126106. M.S.RIBBED BAR 3/8"	MT.	LAH	75000.00	73250.00	77000.00	2.39	-2.60
		RAW	74750.00	75250.00	83250.00	-0.66	-10.21
		KAR	79000.00	79000.00	78000.00	0.00	1.28
4126107. G.P.SHEET CUTTING JAPAN 24-30 BG	MT.	LAH	120000.00	120000.00	120000.00	0.00	0.00
		RAW	85500.00	85500.00	92250.00	0.00	-7.32
		KAR	90000.00	90000.00	89000.00	0.00	1.12
4126108. G.S.SHEET 24 G.GALV.	MT.	PSH	102000.00	102000.00	112000.00	0.00	-8.93
		LAH	130000.00	130000.00	130000.00	0.00	0.00
		RAW	85500.00	85500.00	92250.00	0.00	-7.32
		KAR	92000.00	92000.00	90000.00	0.00	2.22
		PSH	102000.00	102000.00	115000.00	0.00	-11.30
096. Pipe Fittings							
4129201. TEE 1/2"	DOZ.	LAH	410.00	410.00	310.00	0.00	32.26
		RAW	387.50	387.50	387.50	0.00	0.00
		KAR	384.00	384.00	332.50	0.00	15.49
		QTA	180.00	180.00	180.00	0.00	0.00
4129202. TEE 3/4"	DOZ.	LAH	475.00	475.00	405.00	0.00	17.28
		RAW	512.50	512.50	512.50	0.00	0.00
		KAR	558.00	558.00	465.00	0.00	20.00
4129203. SOCKET 1/2"	DOZ.	QTA	360.00	360.00	320.00	0.00	12.50
		LAH	275.00	275.00	210.00	0.00	30.95
		RAW	337.50	337.50	337.50	0.00	0.00
4129204. SOCKET 3/4"	DOZ.	KAR	246.00	246.00	212.50	0.00	15.76
		QTA	120.00	120.00	120.00	0.00	0.00
		LAH	365.00	365.00	305.00	0.00	19.67
4129205. UNION 1/2"	DOZ.	RAW	412.50	412.50	412.50	0.00	0.00
		KAR	357.50	357.50	275.00	0.00	30.00
		QTA	165.00	165.00	165.00	0.00	0.00
4129206. UNION 3/4"	DOZ.	LAH	660.00	660.00	605.00	0.00	9.09
		RAW	712.50	712.50	712.50	0.00	0.00
		KAR	812.00	812.00	752.50	0.00	7.91
4129207. BAND 1/2"	DOZ.	QTA	360.00	360.00	360.00	0.00	0.00
		LAH	755.00	755.00	705.00	0.00	7.09
		RAW	787.50	787.50	787.50	0.00	0.00
4129207. BAND 1/2"	DOZ.	KAR	1032.50	1032.50	950.00	0.00	8.68
		LAH	455.00	455.00	410.00	0.00	10.98
		RAW	687.50	687.50	687.50	0.00	0.00
		KAR	641.00	641.00	545.00	0.00	17.61
		QTA	300.00	300.00	300.00	0.00	0.00

Contd.

7.10 Intercity Wholesale Prices of Selected Commodities

Group/Commodity/Item Specification	Unit	City	Prices (Rs.)			% Change in July, 2015 Over	
			July, 2015	June, 2015	July, 2014	June, 2015	July, 2014
4129208. BAND 3/4"	DOZ.	LAH	560.00	560.00	510.00	0.00	9.80
		RAW	712.50	712.50	712.50	0.00	0.00
		KAR	981.00	981.00	640.00	0.00	53.28
		QTA	480.00	480.00	480.00	0.00	0.00
4129209. ELBOW GALV CHINA 1/2"	DOZ.	LAH	310.00	310.00	235.00	0.00	31.91
		RAW	412.50	412.50	412.50	0.00	0.00
		KAR	265.00	265.00	237.50	0.00	11.58
		QTA	165.00	165.00	165.00	0.00	0.00
4129210. ELBOW GALV CHINA 3/4"	DOZ.	LAH	365.00	365.00	305.00	0.00	19.67
		RAW	462.50	462.50	462.50	0.00	0.00
		KAR	381.00	381.00	347.50	0.00	9.64
		QTA	192.00	192.00	192.00	0.00	0.00
097. Steel Products							
4291201. STAINLESS STEEL DEGCHI MED. SIZE	EACH	LAH	600.00	600.00	500.00	0.00	20.00
		GJT	455.00	455.00	455.00	0.00	0.00
		KAR	625.00	625.00	442.50	0.00	41.24
4291202. STAINLESS STEEL TABLE SPOON SUP.	EACH	LAH	350.00	350.00	300.00	0.00	16.67
		GJT	175.00	175.00	175.00	0.00	0.00
		KAR	260.00	260.00	260.00	0.00	0.00
4291203. STAINLESS STEEL PLATE LIGHT	DOZ.	LAH	700.00	700.00	700.00	0.00	0.00
		GJT	500.00	500.00	500.00	0.00	0.00
		KAR	780.00	780.00	780.00	0.00	0.00
4291204. PRESSURE COOKER 4 LTR.	EACH	LAH	1380.00	1380.00	1300.00	0.00	6.15
		GUJ	1000.00	1000.00	1000.00	0.00	0.00
		SKT	1200.00	1200.00	850.00	0.00	41.18
		KAR	1625.00	1625.00	1012.50	0.00	60.49
4291401. NEW TREET BLADE ORDINARY	1000	RAW	2375.00	2375.00	2375.00	0.00	0.00
		KAR	2900.00	2900.00	2900.00	0.00	0.00
4291402. TREET SAFETY RAZOR	DOZ.	LAH	180.00	180.00	1550.00	0.00	-88.39
		KAR	1185.00	1185.00	1185.00	0.00	0.00
4291403. GILLET SAFETY RAZOR	DOZ.	LAH	370.00	370.00	342.00	0.00	8.19
		RAW	427.50	427.50	391.00	0.00	9.34
		KAR	280.00	280.00	280.00	0.00	0.00
098. Engines & Motors							
4321901. HOLLOW S.MOTOR 326 UP-4.40 HP 46	EACH	LAH	144500.00	144500.00	144500.00	0.00	0.00
099. Vacuum Pumps							
4323001. MULTISTAGE C.PUMPS(PCM 80-3 15 H)	EACH	LAH	77500.00	77500.00	77500.00	0.00	0.00
4323002. MULTISTAGE C.PUMPS PCM 80-5 25 H)	EACH	LAH	109000.00	109000.00	109000.00	0.00	0.00
100. Air Conditioners							
4391201. PEL AIR CONDITONER 1.5 TON	EACH	LAH	38000.00	38000.00	27500.00	0.00	38.18
		RAW	36250.00	36250.00	36250.00	0.00	0.00
		KAR	42000.00	42000.00	42000.00	0.00	0.00
4391202. WAVES AIR CONDITIONER 1.5 TON.	EACH	LAH	44000.00	44000.00	30500.00	0.00	44.26
		RAW	37750.00	37750.00	37750.00	0.00	0.00
		GJT	45000.00	45000.00	35000.00	0.00	28.57
		KAR	41000.00	41000.00	41000.00	0.00	0.00
		HYD	40000.00	40000.00	40000.00	0.00	0.00
		QTA	39200.00	39200.00	39200.00	0.00	0.00
101. Cultivators							
4411201. CULTIVATOR (ORDINARY) 9 TIMES	EACH	GUJ	45000.00	45000.00	45000.00	0.00	0.00
4411202. CULTIVATOR (SPECIAL) 11 TIMES	EACH	GUJ	55000.00	55000.00	60000.00	0.00	-8.33
102. Chuff Cutter							
4412301. CHUFF CUTTER	EACH	FAS	7000.00	7000.00	7000.00	0.00	0.00

Contd.

7.10 Intercity Wholesale Prices of Selected Commodities

Group/Commodity/Item Specification	Unit	City	Prices (Rs.)			% Change in July, 2015 Over	
			July, 2015	June, 2015	July, 2014	June, 2015	July, 2014
103. Tractors							
4414101. TRACTOR MF-240	EACH	LAH	754000.00	754000.00	754000.00	0.00	0.00
4414102. TRACTOR MF-385	EACH	LAH	1223800.00	1223800.00	1223800.00	0.00	0.00
104. Lathe Machines							
4421301. LATHE MACHINE 3' (PAK MADINA)	EACH	LAH	72500.00	72500.00	72500.00	0.00	0.00
4421302. LATHE MACHINE 4.5' (PAK MADINA)	EACH	LAH	100000.00	100000.00	100000.00	0.00	0.00
4421303. LATHE MACHINE 6.5' (PAK MADINA)	EACH	LAH	119000.00	119000.00	119000.00	0.00	0.00
4421304. LATHE MACHINE 10' (PAK MADINA)	EACH	LAH	222500.00	222500.00	222500.00	0.00	0.00
105. Concrete Mixture							
4444001. CONC.MIXER 7 NTR. 12HP. STAR.ENG	EACH	LAH	140000.00	140000.00	140000.00	0.00	0.00
4444002. CONC.MIXER 17 NTR. 24HP. STAR.ENG	EACH	LAH	210000.00	210000.00	210000.00	0.00	0.00
106. Fridge,WashM,SewM,Fans,Iron							
4481101. DAWLANCE 10 CFT. DOUBLE DOOR	EACH	LAH	28000.00	28000.00	28000.00	0.00	0.00
		RAW	23750.00	23750.00	23750.00	0.00	0.00
		KAR	31100.00	31100.00	31100.00	0.00	0.00
4481201. WASHING MACHINE NAT. PAK S.F.	EACH	LAH	7000.00	7000.00	5000.00	0.00	40.00
		GUJ	5550.00	5550.00	5550.00	0.00	0.00
		KAR	5000.00	5000.00	5000.00	0.00	0.00
		QTA	5500.00	5500.00	5500.00	0.00	0.00
4481202. WASHING MACHINE SINGER S.F.	EACH	LAH	9500.00	9500.00	9500.00	0.00	0.00
		RAW	9550.00	9550.00	9550.00	0.00	0.00
		KAR	10600.00	10600.00	10600.00	0.00	0.00
4481203. WASHING MACHINE DAWLANCE	EACH	LAH	9500.00	9500.00	9000.00	0.00	5.56
		FAS	8700.00	8700.00	8700.00	0.00	0.00
		GUJ	9400.00	9400.00	9400.00	0.00	0.00
		GJT	9400.00	9400.00	9400.00	0.00	0.00
		KAR	5400.00	5400.00	5400.00	0.00	0.00
		HYD	9000.00	9000.00	9000.00	0.00	0.00
4481204. WASHING MACHINE SUPER ASIA	EACH	LAH	9000.00	9000.00	8000.00	0.00	12.50
		FAS	8800.00	8800.00	8800.00	0.00	0.00
		KAR	5000.00	5000.00	5000.00	0.00	0.00
		HYD	6500.00	6500.00	6500.00	0.00	0.00
4481401. SEWING MACHINE SINGER B.B. H.O	EACH	LAH	5850.00	5850.00	5691.00	0.00	2.79
		KAR	6200.00	6200.00	5860.00	0.00	5.80
4481402. SINGER ZIG ZAG MACHINE	EACH	LAH	13500.00	13500.00	13200.00	0.00	2.27
		KAR	11900.00	11900.00	11900.00	0.00	0.00
4481403. SEWING MACHINE SALIKA	EACH	LAH	4500.00	4500.00	4500.00	0.00	0.00
		KAR	5600.00	5600.00	5600.00	0.00	0.00
4481501. CEILING FAN MILLAT 48"	EACH	LAH	2300.00	2300.00	2300.00	0.00	0.00
		KAR	2400.00	2400.00	2400.00	0.00	0.00
4481502. CEILING FAN PAK 48"	EACH	LAH	2200.00	2200.00	2200.00	0.00	0.00
		GUJ	2400.00	2400.00	2400.00	0.00	0.00
		KAR	2400.00	2400.00	2400.00	0.00	0.00
4481503. CEILING FAN NATIONAL 56"	EACH	LAH	2200.00	2200.00	2200.00	0.00	0.00
		GUJ	2150.00	2150.00	2150.00	0.00	0.00
		GJT	2300.00	2300.00	2300.00	0.00	0.00
		KAR	2300.00	2300.00	2300.00	0.00	0.00
		HYD	2200.00	2200.00	2100.00	0.00	4.76
4481504. CEILING FAN YOUNIS 56"	EACH	LAH	2300.00	2300.00	2300.00	0.00	0.00
		FAS	2350.00	2350.00	2350.00	0.00	0.00
		GUJ	2350.00	2350.00	2350.00	0.00	0.00
		KAR	2400.00	2400.00	2400.00	0.00	0.00
		PSH	2550.00	2550.00	2550.00	0.00	0.00
		QTA	2750.00	2750.00	2750.00	0.00	0.00

Contd.

7.10 Intercity Wholesale Prices of Selected Commodities

Group/Commodity/Item Specification	Unit	City	Prices (Rs.)			% Change in July, 2015 Over	
			July, 2015	June, 2015	July, 2014	June, 2015	July, 2014
4481505. PADESTAL FAN MILLAT 20"	EACH	KAR	3200.00	3200.00	3200.00	0.00	0.00
4481506. PADESTAL FAN PAK 20"	EACH	LAH	3300.00	3300.00	3300.00	0.00	0.00
		GJT	3800.00	3800.00	3400.00	0.00	11.76
		KAR	3200.00	3200.00	3200.00	0.00	0.00
		PSH	3800.00	3800.00	3550.00	0.00	7.04
4481507. EXHAUST FAN CLIMAX 12"	EACH	LAH	1600.00	1600.00	1600.00	0.00	0.00
		GUJ	1700.00	1700.00	1700.00	0.00	0.00
4481508. EXHAUST FAN MILLAT 12"	EACH	KAR	1600.00	1600.00	1600.00	0.00	0.00
4481509. EXHAUST FAN PAK. NATIONAL 12"	EACH	LAH	1500.00	1500.00	1500.00	0.00	0.00
		GUJ	1900.00	1900.00	1900.00	0.00	0.00
		GJT	1800.00	1800.00	1800.00	0.00	0.00
		KAR	1600.00	1600.00	1600.00	0.00	0.00
4481601. IRON NATIONAL PAK AUTOMATIC	EACH	LAH	400.00	400.00	400.00	0.00	0.00
		GUJ	850.00	850.00	850.00	0.00	0.00
		KAR	525.00	525.00	525.00	0.00	0.00
		PSH	800.00	800.00	800.00	0.00	0.00
4481602. IRON PHILIPS HD 1120/R	EACH	LAH	1250.00	1250.00	1250.00	0.00	0.00
		GUJ	2100.00	2100.00	2100.00	0.00	0.00
		KAR	1360.00	1360.00	1100.00	0.00	23.64
107. Electric Wires							
4634001. FLEXIBLE WIRE 2999-14 0076	90 MTR.	LAH	525.00	525.00	462.50	0.00	13.51
		MUL	1100.00	1100.00	900.00	0.00	22.22
		KAR	890.00	890.00	890.00	0.00	0.00
		PSH	800.00	800.00	750.00	0.00	6.67
		QTA	505.00	505.00	505.00	0.00	0.00
4634002. PVC WIRE SINGLE CORE	90 MTR.	LAH	850.00	850.00	762.50	0.00	11.48
		MUL	1280.00	1280.00	1400.00	0.00	-8.57
		KAR	890.00	890.00	890.00	0.00	0.00
		PSH	900.00	900.00	875.00	0.00	2.86
		QTA	600.00	600.00	600.00	0.00	0.00
108. Lighting Equipments							
4653101. PHILIPS TL. LAMP 40 W.	EACH	GUJ	92.00	96.00	96.00	-4.17	-4.17
		GJT	96.00	96.00	96.00	0.00	0.00
		KAR	85.00	85.00	85.00	0.00	0.00
		PSH	97.50	97.50	97.50	0.00	0.00
		QTA	90.00	90.00	90.00	0.00	0.00
4653102. PHILIPS ELECTRIC BULB 100W(GLS)	100 BUL	LAH	2000.00	2000.00	2000.00	0.00	0.00
		RAW	2950.00	2950.00	2525.00	0.00	16.83
		KAR	2800.00	2800.00	2800.00	0.00	0.00
		PSH	2900.00	2900.00	2900.00	0.00	0.00
4653103. PHILIPS ENERGY SAVER 14 W (GLS)	EACH	LAH	150.00	150.00	110.00	0.00	36.36
		RAW	139.00	139.00	139.00	0.00	0.00
		KAR	155.00	155.00	155.00	0.00	0.00
		PSH	170.00	170.00	170.00	0.00	0.00
		QTA	172.00	172.00	172.00	0.00	0.00
109. Radio & Television							
4731201. RADIO 3-5 BAND (CHINA BRAND)	EACH	LAH	175.00	175.00	175.00	0.00	0.00
		RAW	287.50	287.50	287.50	0.00	0.00
		KAR	325.00	325.00	325.00	0.00	0.00
4731301. PHILIPS COLOUR TV. 14"	EACH	LAH	8150.00	8150.00	8150.00	0.00	0.00
		RAW	8250.00	8250.00	8250.00	0.00	0.00
		KAR	8400.00	8400.00	8400.00	0.00	0.00

Contd.

7.10 Intercity Wholesale Prices of Selected Commodities

Group/Commodity/Item Specification	Unit	City	Prices (Rs.)			% Change in July, 2015 Over	
			July, 2015	June, 2015	July, 2014	June, 2015	July, 2014
4731302. L.G.COLOUR TV. 14"	EACH	LAH	8100.00	8100.00	8100.00	0.00	0.00
		RAW	7900.00	7900.00	7900.00	0.00	0.00
		KAR	8150.00	8150.00	8150.00	0.00	0.00
4731303. SONY COLOUR TV 14"	EACH	LAH	13000.00	13000.00	13000.00	0.00	0.00
		RAW	10250.00	10250.00	10250.00	0.00	0.00
		KAR	8000.00	8000.00	8000.00	0.00	0.00
4731304. PANASONIC COLOUR TV 14"	EACH	RAW	9250.00	9250.00	9250.00	0.00	0.00
		KAR	7750.00	7750.00	7750.00	0.00	0.00
4731305. PHILIPS COLOUR TV. 20"	EACH	LAH	11000.00	11000.00	11000.00	0.00	0.00
		RAW	13900.00	13900.00	13900.00	0.00	0.00
		KAR	12750.00	12750.00	12750.00	0.00	0.00
4731306. L.G.COLOUR TV. 20"	EACH	LAH	13400.00	13400.00	13400.00	0.00	0.00
		RAW	12250.00	12250.00	12250.00	0.00	0.00
		KAR	13000.00	13000.00	13000.00	0.00	0.00
4731307. L.G. COLOUR TV. 21"	EACH	LAH	14700.00	14700.00	14700.00	0.00	0.00
		RAW	12250.00	12250.00	12250.00	0.00	0.00
		KAR	16100.00	16100.00	16100.00	0.00	0.00
4731308. SONY COLOUR TV 20"	EACH	LAH	18800.00	18800.00	18800.00	0.00	0.00
		RAW	17100.00	17100.00	17100.00	0.00	0.00
		KAR	17200.00	17200.00	17200.00	0.00	0.00
110. Motor Vehicles							
4911301. CAR SUZUKI MEHRAN 800CC SB308R VX	EACH	KAR	625000.00	625000.00	620000.00	0.00	0.81
4911302. SUZUKI CULTUS 1000CC SF410 VXR M PE	EACH	KAR	1039000.00	1039000.00	1039000.00	0.00	0.00
4911303. SUZUKI RAVI 800 CC PICKUP(ST 308R)	EACH	KAR	637000.00	637000.00	637000.00	0.00	0.00
4911304. CAR TOYOTA 1300 CC XLI	EACH	KAR	1539000.00	1539000.00	1539000.00	0.00	0.00
4911305. CAR HONDA CIVIC 1800CC(IVTEC MANUAL)	EACH	LAH	2021000.00	2021000.00	2021000.00	0.00	0.00
4911306. ISUZU BUS CHASIS MT 112 K	EACH	KAR	3325000.00	3325000.00	3325000.00	0.00	0.00
4911401. ISUZU TRUCK CHASIS FTR 12 K	EACH	KAR	3850000.00	3850000.00	3850000.00	0.00	0.00
111. Motorcycles							
4991201. MOTOR CYCLE YB-100ROYAL YAMAHA	EACH	KAR	75375.00	75375.00	75375.00	0.00	0.00
4991202. MOTOR CYCLE CD-70 HONDA	EACH	KAR	63500.00	63500.00	66350.00	0.00	-4.30
4991203. MOTOR CYCLE PAK HERO 70 CC.	EACH	LAH	42000.00	42000.00	42000.00	0.00	0.00
		MUL	42000.00	42000.00	42000.00	0.00	0.00
		KAR	46000.00	46000.00	45000.00	0.00	2.22
4991204. MOTOR CYCLE SUPER ASIA 70 CC.	EACH	LAH	42500.00	42500.00	42500.00	0.00	0.00
		MUL	45000.00	45000.00	45000.00	0.00	0.00
		KAR	42500.00	42500.00	42500.00	0.00	0.00
		HYD	42000.00	42000.00	42000.00	0.00	0.00
4991205. MOTOR CYCLE SUZUKI STD 110CC.	EACH	KAR	71300.00	71300.00	71300.00	0.00	0.00
112. Bicycles							
4992101. BICYCLE PECO FOR GENTS POPULAR	EACH	LAH	5000.00	5000.00	5000.00	0.00	0.00
4992102. BICYCLE PECO FOR BMX SHAHEEN	EACH	LAH	3500.00	3500.00	3500.00	0.00	0.00
4992103. BICYCLE SOHRAB SUPER	EACH	LAH	6450.00	6450.00	5950.00	0.00	8.40
		KAR	6450.00	6450.00	6450.00	0.00	0.00
4992104. BICYCLE SOHRAB VIP STUDENT	EACH	LAH	6300.00	6300.00	5900.00	0.00	6.78
		KAR	5700.00	5700.00	5700.00	0.00	0.00

7.11 Intercity Consumer Prices July, 2015

Description	Unit	Rawalpindi	Islamabad	Attock	Jhelum	Lahore	Sahiwal	Gujranwala
WHEAT	10 KG.	342.50	342.50	310.00	332.50	338.75	321.88	344.00
WHEAT FLOUR FINE/SUPERIOR.	KG.	57.13	58.63	43.50	47.00	47.00	41.00	42.00
WHEAT FLOUR AVG. QLTY	KG.	38.27	38.41	37.25	38.25	39.50	34.50	40.00
WHEAT FLOUR BAG	10 KG.	382.71	384.06	372.50	382.50	381.00	345.00	395.00
MAIDA	KG.	58.83	59.75	49.00	60.00	54.50	50.00	50.00
SUJI	KG.	59.00	59.75	49.00	60.00	58.00	50.00	50.00
BESAN AV. QLTY.	KG.	120.83	120.63	105.00	105.00	113.93	110.00	110.00
RICE BASMATI SUP. QLTY.	KG.	153.75	158.75	117.50	135.00	123.93	120.00	86.25
RICE BASMATI 385/386	KG.	136.25	145.00	82.50	75.00	93.04	80.00	72.50
RICE BASMATI BROKEN AV.QLTY	KG.	79.54	83.75	85.00	75.00	71.79	55.00	60.00
RICE IRRI-6 (SINDH/PUNJAB)	KG.	60.21	61.25	47.50	60.00	61.00	40.00	47.50
VERMICELLI	KG.	96.25	99.38	92.50	80.00	107.50	70.00	75.00
BREAD PLAIN MEDIUM SIZE	EACH	40.00	40.00	40.00	37.50	40.00	40.00	40.00
RUSK (PAPAY)	KG.	240.00	261.25	175.00	230.00	198.75	235.00	160.00
BISCUITS-PACKED	PKT	35.00	35.00	35.00	35.00	35.00	35.00	35.00
BISCUIT-BAKERY (LOOSE)	250 GM	100.42	110.00	72.50	95.00	92.50	110.00	110.00
CORNFLAKS FAUJI 225 GM.	PKT	180.00	180.00	180.00	180.00	176.40	176.40	180.00
SAMOSA (VEGATABLE)	EACH	13.25	14.25	12.00	12.50	16.96	15.00	15.00
PASTRY AV.QLTY.	EACH	32.92	33.44	37.50	30.00	30.18	30.00	35.00
PATTIES (VEGATABLES)	EACH	27.50	28.25	21.00	25.00	30.18	30.00	20.00
NIMCO	250 GM	80.00	79.38	57.50	65.00	65.00	90.00	50.00
CHIPS	250 GM	93.33	95.00	72.50	82.50	77.32	90.00	65.00
BEEF WITH BONE AV.QLTY.	KG	317.50	321.25	260.00	302.50	328.57	250.00	280.00
MUTTON AV.QLTY.	KG	685.00	700.00	625.00	625.00	698.21	500.00	600.00
CHICKEN FARM BROILER (LIVE)	KG	170.00	186.50	185.00	172.50	162.36	170.00	161.00
FISH-RAHU MEDIUM SIZE	KG	275.83	315.00	290.00	265.00	307.14	270.00	235.00
MILK FRESH (UNBOILED)	LTR.	86.67	89.38	72.50	75.00	77.21	60.00	77.50
CURD	KG.	97.50	105.00	77.50	77.50	83.04	70.00	87.50
MILK TETRA PACK 1/2 LTR.	PKT.	60.00	60.00	60.00	60.00	60.00	60.00	60.00
LACTOGEN 400 GRAMS	PKT.	435.00	435.00	435.00	435.00	430.00	445.00	430.00
POWDER MILK NIDO 400GM.	PKT	360.00	360.00	360.00	360.00	360.00	360.00	350.00
MILK POWDER LOOSE/PACKED	KG.	527.50	552.50	510.00	500.00	504.29	440.00	450.00
BUTTER LOCAL PACKED	50 GM.	25.00	25.00	27.00	35.00	32.00	25.00	30.00
EGGS FARM	DOZ	86.00	89.38	84.00	87.00	82.29	84.00	85.00
MUSTARD OIL AV.QLTY.	KG.	220.00	240.00	245.00	210.00	176.43	155.00	150.00
COOKING OIL (DALDA)	2.5LTR	445.00	445.00	445.00	445.00	465.00	460.00	470.00
COOKING OIL (PAKWAN) OTHER BRAND SPECIFY	2.5 LTR	355.00	362.50	364.00	362.50	465.00	460.00	455.00
VEGETABLE GHEE TIN	2.5KG.	440.00	440.00	440.00	440.00	460.00	485.00	440.00
VEGETABLE GHEE (LOOSE)	KG.	142.08	146.25	139.00	135.00	135.36	175.00	135.00
DATES AV.QLTY.	KG.	209.17	228.75	190.00	190.00	188.57	145.00	145.00
PISTACHIO AV.QLTY.	50 GM.	116.67	122.50	117.50	125.00	107.86	135.00	120.00
ALMONDS WHOLE AV.QLTY.	KG.	571.25	600.00	610.00	505.00	672.14	600.00	475.00
COCONUT DRY AV.QLTY.	KG.	324.17	360.00	300.00	325.00	362.50	290.00	220.00
RAISINS AV.QLTY.	50 GM.	23.50	26.50	23.50	22.50	31.93	20.00	20.00
GROUNDNUTS (WITH SHELL)	KG.	213.33	228.75	175.00	240.00	259.29	245.00	210.00
MALTA/MOSAMBI	DOZ	0.00	0.00	0.00	0.00	0.00	0.00	0.00
KINNU	DOZ	0.00	0.00	0.00	0.00	0.00	0.00	0.00
APPLE	KG	146.67	177.50	130.00	135.00	168.57	110.00	150.00
ALOO BUKHARA	KG	217.50	251.25	117.50	145.00	173.93	170.00	120.00
POMEGRANATE (ANNAR)	KG	0.00	0.00	0.00	0.00	0.00	0.00	0.00
GRAPES	KG	217.92	267.50	180.00	215.00	257.86	125.00	135.00
BANANAS	DOZ	153.33	190.00	100.00	130.00	113.93	67.50	120.00
MANGO KALMI	KG	150.83	197.50	110.00	125.00	116.07	87.50	105.00
GUAVA	KG	0.00	0.00	0.00	0.00	0.00	0.00	0.00
WATERMELON (TURBOOZ)	KG	25.00	31.88	20.00	25.00	23.75	17.50	20.00
MUSKMELON (KHARBOOZA)	KG	55.00	73.75	47.50	37.50	48.57	45.00	50.00
SWEETMELON (GARMA)	KG	0.00	0.00	0.00	0.00	0.00	0.00	0.00
PULSE MASOOR (WHOLE)	KG.	136.25	152.50	130.00	130.00	151.96	130.00	140.00
PULSE MASOOR (WASHED)	KG.	142.50	154.38	140.00	140.00	161.96	145.00	160.00
PULSE MOONG (WASHED)	KG.	177.50	183.13	162.50	175.00	176.43	155.00	165.00

Contd.

7.11 Intercity Consumer Prices July, 2015

Description	Unit	Rawalpindi	Islamabad	Attock	Jhelum	Lahore	Sahiwal	Gujran-wala
PULSE MASH (WASHED)	KG.	190.83	191.25	180.00	200.00	202.86	195.00	195.00
PULSE GRAM	KG.	104.17	110.63	97.50	105.00	102.32	105.00	107.50
GRAM WHOLE BLACK AV.QLTY.	KG.	104.17	109.38	92.50	100.00	97.32	105.00	107.50
GRAM WHOLE YELLOW AV.QLTY	KG.	116.67	125.00	97.50	105.00	123.21	110.00	100.00
BEANS (LAL LOBIA)	KG.	164.58	172.50	135.00	160.00	171.07	160.00	122.50
POTATOES	KG	29.79	37.50	20.00	25.00	29.82	30.00	32.50
ONION	KG	53.75	61.88	40.00	47.50	41.96	39.00	47.50
TURNIP	KG	0.00	0.00	0.00	0.00	0.00	0.00	0.00
RADISH	KG	0.00	0.00	0.00	0.00	0.00	0.00	0.00
TOMATOES	KG	37.50	77.50	20.00	37.50	53.57	45.00	47.50
CABBAGE	KG	0.00	0.00	0.00	0.00	0.00	0.00	0.00
CAULIFLOWER	KG	0.00	0.00	0.00	0.00	0.00	0.00	0.00
BRINJAL	KG	49.58	48.75	20.00	37.50	45.00	22.50	22.50
PUMPKIN	KG	44.17	52.50	37.50	35.00	38.21	22.50	20.00
BOTTLEGOURD	KG	45.83	50.00	15.00	27.50	28.39	40.00	20.00
LADY FINGER	KG	59.17	66.25	30.00	35.00	56.43	32.50	40.00
PEAS	KG	0.00	0.00	0.00	0.00	0.00	0.00	0.00
SPINACH	KG	0.00	0.00	0.00	0.00	0.00	0.00	0.00
TINDA	KG	56.67	65.00	70.00	35.00	53.57	32.50	37.50
TURAI	KG	59.58	70.00	0.00	45.00	38.21	25.00	40.00
KARAILA	KG	56.67	66.25	20.00	37.50	41.96	27.50	30.00
ARVI	KG	77.50	84.38	60.00	85.00	68.93	60.00	62.50
CHILLIES GREEN	KG	88.33	105.00	30.00	75.00	86.43	32.50	60.00
CARROT	KG	0.00	0.00	0.00	0.00	0.00	0.00	0.00
COCUMBER (KHEERA)	KG	44.58	52.50	15.00	25.00	42.14	22.50	20.00
LEMON	250GM	52.92	58.13	31.00	45.00	42.14	30.00	40.00
SUGAR REFINED	KG.	67.00	69.38	66.50	68.00	65.64	65.00	65.50
GUR AV.QLTY	KG.	106.67	115.00	92.50	100.00	99.29	87.50	90.00
HONEY LANGANESE 500 GM.	BOTTLE	882.92	897.50	845.00	842.50	860.00	820.00	830.00
MILO 200 GM.	BOTTLE	215.00	215.00	215.00	222.50	216.00	220.00	186.66
CUSTARD POWDER RAFHAN 300 GM.	PKT	75.00	75.00	75.00	75.00	75.00	75.00	75.00
TOFFEE (HILAL)	EACH	2.00	2.00	1.00	2.00	1.00	2.00	1.00
CHOWKELATE CANDY (SMALL SIZE)	EACH	5.00	5.00	5.00	5.00	5.00	5.00	5.00
SWEETMEAT (MIXED)	KG	370.83	396.25	270.00	350.00	280.00	370.00	360.00
ICE CREAM WALLS	CUP.	40.00	40.00	40.00	40.00	40.00	40.00	40.00
ICE	KG	20.00	20.00	15.00	20.00	15.00	10.00	5.00
JAM AHMED/MITCHELLES	BOTTLE	150.00	150.00	150.00	150.00	135.00	140.00	130.00
SQUASH-MITCHELLES	BOTTLE	160.00	160.00	160.00	160.00	150.00	160.00	145.00
ROOH AFZA	BOTTLE	155.00	155.00	155.00	155.00	150.00	150.00	150.00
JAM-E-SHIREEN	BOTTLE	160.00	160.00	160.00	160.00	160.00	160.00	160.00
SAUNF	50 GM	20.00	20.00	17.00	17.50	20.00	20.00	20.00
CINAMON LOOSE AV. QLTY	50 GM.	24.75	25.00	24.50	35.00	29.29	29.50	25.00
CUMINSEED WHITE NATIONAL	50 GM.	52.00	52.00	52.00	52.00	52.00	50.00	52.00
PEPPER BLACK NATIONAL	50 GM.	96.00	96.00	96.00	96.00	96.00	96.00	96.00
CLOVES LOOSE AV.QLTY	50 GM.	97.92	97.50	105.00	95.00	98.04	115.00	100.00
CARDAMOM LARGE LOOSE AV.QLTY	50 GM.	176.25	180.00	165.00	175.00	193.04	197.50	190.00
CARDAMOM SMALL AV.QLTY	50 GM.	107.08	120.63	97.50	107.50	82.50	125.00	100.00
SALT-POWDERED (LAHORI) LOOSE	KG.	12.00	12.00	9.00	12.50	10.00	10.00	10.00
SALT POWDERED (NATIONAL/SHAN)	PKT	25.00	25.00	25.00	25.00	25.00	25.00	25.00
CHILLIES POWD.NATIONAL 200GM	PKT	105.00	105.00	105.00	105.00	105.00	105.00	105.00
CHILLIES POWDER LOOS	KG.	295.83	307.50	245.00	270.00	292.14	250.00	280.00
CORRIANDER SEED POWD.NATIONAL	PKT	104.00	104.00	104.00	104.00	104.00	78.00	88.00
CORRIANDER SEED (LOOSE)	KG.	298.33	300.00	290.00	280.00	327.14	292.50	260.00
TURMERIC POWD.NATIONAL 50GM	PKT.	35.00	35.00	35.00	35.00	35.00	35.00	35.00
CURRY POWD. NATIONAL 200 GM	PKT.	87.00	87.00	87.00	87.00	87.00	87.00	87.00
TOMATO KETCHUP AHMED/MITCHL	BOTTLE	97.50	97.50	105.00	95.00	85.00	85.00	100.00
PICKLES AHMED/MITCHELLES	BOTTLE	105.00	105.00	105.00	105.00	100.00	95.00	100.00
VINEGAR SYNTHETIC (SIRKA)	BOTTLE	100.00	100.00	77.50	95.00	80.00	80.00	70.00
GARLIC	KG	181.67	197.50	105.00	155.00	156.07	135.00	140.00
GINGER	KG	288.33	300.00	207.50	275.00	257.86	195.00	250.00

Contd.

7.11 Intercity Consumer Prices July, 2015

Description	Unit	Rawalpindi	Islamabad	Attock	Jhelum	Lahore	Sahiwal	Gujran-wala
TAPAL DANEDAR TEA 200GM PACKET	PKT	147.36	147.36	136.84	147.36	147.36	136.84	147.36
TEA LIPTON YELLOW LABEL 200GM.	PKT.	157.89	157.89	157.89	157.89	157.89	157.89	157.89
TEA LOOSE KENYA AV.QLTY 250GM.	PKT.	147.50	147.50	147.50	145.00	116.07	147.50	160.00
COFFEE-NESCAFE 75 GM. **	BOTTLE	355.00	355.00	355.00	340.00	360.00	330.00	340.00
COLD DRINK (STANDARD SIZ)	BOTTLE	25.00	25.00	20.00	25.00	20.00	25.00	20.00
FRUIT JUICE TETRA PACK	PKT.	17.50	17.50	15.00	17.50	20.00	18.00	25.00
MINERAL WATER NESTLE 1.5 LTR	BOTTLE	50.00	50.00	50.00	48.50	45.00	50.00	45.00
CIGARETTES K-2 10'S **	PKT	55.00	55.00	55.00	55.00	52.00	55.00	55.00
CIGARETTES CAPSTAN 10'S **	PKT	60.00	60.00	60.00	60.00	57.00	57.00	60.00
CIGARETTES GOLD LEAF 20'S	PKT	115.00	115.00	115.00	115.00	110.00	110.00	120.00
CIGARETTES MORVEN GOLD 20'S	PKT	60.00	60.00	60.00	60.00	57.00	57.00	60.00
BETEL LEAVES	50GM.	83.33	86.25	92.50	60.00	77.50	85.00	65.00
BETEL NUTS	KG.	503.33	535.00	470.00	325.00	322.86	300.00	290.00
LONG CLOTH 57" GUL AHMED/AL-KARAM	METER	195.00	205.00	175.00	260.00	247.14	240.00	137.50
SHIRTING AV.QLTY.	METER	175.00	182.50	165.00	175.00	118.57	275.00	175.00
PANT CLOTH W & WEAR AV.QLTY	METER	412.92	396.25	412.50	385.00	277.14	475.00	355.00
LAWN PRINTED GUL AHMED/AL-KARAM	METER	270.00	287.50	267.50	265.00	261.07	387.50	205.00
GEORGETTE AV.QLTY	METER	152.50	155.00	152.50	145.00	110.54	110.00	132.50
LINEN AV.QLTY ***	METER	153.75	161.25	155.00	155.00	160.18	225.00	112.50
HEAVY WT SUITING LAWERNCPUR AVG QLTY	METER	1425.00	1425.00	1425.00	1425.00	1375.00	1100.00	1050.00
HEAVY WT SUITING LAWERNCPUR SUP QLTY	METER	1825.00	1825.00	1825.00	1825.00	1975.00	1250.00	2350.00
TROPICAL SUITING LAW.PUR	METER	1325.00	1325.00	1325.00	1325.00	1050.00	1050.00	925.00
PANT BOY 24"/26" LENGTH.	EACH	525.00	550.00	537.50	575.00	350.71	562.50	725.00
SHIRT BOY 24"/26" LENGTH	EACH	359.58	375.00	362.50	425.00	331.79	425.00	450.00
SCHOOL UNI. PANT,SHIRT BOYS	SUIT	510.00	545.63	525.00	540.00	633.93	700.00	975.00
SCHOOL UNI. KAMEEZ,SHAL.BOYS	SUIT	507.92	550.00	512.50	482.50	448.21	475.00	925.00
SCHOOL UNI. KAMEEZ,SHAL.GIRL	SUIT	475.00	471.88	485.00	455.00	539.29	437.50	925.00
FROCK W/WEAR GIRLS	EACH	1937.50	1968.75	1950.00	1275.00	1078.57	1100.00	925.00
AWAMI-SUIT W & W(BOY) 24"/26	SUIT	1887.50	1925.00	1925.00	1337.50	939.29	1550.00	1125.00
AWAMI-SUIT W&W (GENTS)AV.QLTY	SUIT	1958.33	1993.75	2100.00	1675.00	1060.71	1550.00	1125.00
PULLOVER GENTS OXFORD/BON.	EACH	2950.00	2950.00	2950.00	2935.00	2890.00	2880.00	3050.00
PULLOVER LADIES OXFORD/BON.	EACH	2950.00	2950.00	2950.00	2935.00	2970.00	2740.00	2850.00
PULLOVER (GENTS) OTHERS A.QTY	EACH	1141.67	1156.25	1100.00	875.00	967.86	850.00	525.00
SECOND-HAND COAT FOR MEN	EACH	500.00	500.00	425.00	437.50	576.79	362.50	550.00
SECONDHAND SWEETER FOR MEN DUP QLTY	EACH	302.08	0.00	235.00	167.50	467.86	275.00	600.00
SECONDHAND WINTER JACKET	EACH	575.00	0.00	475.00	462.50	617.86	375.00	650.00
UNDERWEAR AV.QLTY MEDIUM SIZE	EACH	210.83	215.00	175.00	182.50	140.54	150.00	125.00
VEST FOR MEN AV.QLTY.	EACH	215.83	215.00	175.00	182.50	146.07	160.00	125.00
VEST/SHAMEEZ (WOMEN) AVG. QLTY	EACH	213.33	220.00	205.00	145.00	198.21	175.00	142.50
SOCKS NYLON (PAKISTANI)	PAIR	89.58	102.50	77.50	87.50	90.71	115.00	110.00
BRASSIER AV.QLTY.	EACH	234.17	240.00	190.00	105.00	125.36	210.00	172.50
BRASSIER SUP QLTY	EACH	536.25	579.38	500.00	305.00	607.14	542.50	335.00
DOPATTA GEORGETTE AV.QLTY.	EACH	350.00	362.50	327.50	325.00	317.86	275.00	275.00
DOPATTA COTTON AV GLTY	EACH	316.25	337.50	290.00	225.00	158.57	190.00	185.00
CHADDAR (W/WEAR) (2x2.5 MTR)	EACH	392.92	418.75	387.50	412.50	329.46	375.00	375.00
LUNGI/DHOTI(COTTON) AVG. QLTY	EACH	406.67	420.63	375.00	205.00	231.07	375.00	250.00
HANDKERCHIEF AVG. QLTY PAK	EACH	33.75	35.25	32.50	22.50	25.71	50.00	50.00
HANDKERCHIEF SUP. QLTY PAK	EACH	50.42	60.00	45.00	32.50	37.50	75.00	75.00
GLOVES AV QLTY	PAIR	155.00	157.50	155.00	145.00	73.21	120.00	105.00
AZARBAND COTTON AVG. QLTY	EACH	17.50	17.50	17.50	22.50	15.36	20.00	25.00
SEWING THREAD/REEL(ASLI PARI)	EACH	9.00	9.00	7.50	9.00	7.00	6.00	6.00
WASHING CHARGES PAINT & SHIRT	SUIT	90.00	90.00	90.00	175.00	53.21	130.00	175.00
DRY CLEANING SUIT COAT PANT	SUIT	583.33	637.50	280.00	475.00	370.00	337.50	400.00
WASHING CH. (KAMIZ-SHALWAR)	PAIR	89.17	90.00	60.00	90.00	51.07	80.00	120.00
TAILORING SHIRT	EACH	425.00	437.50	325.00	525.00	333.04	425.00	300.00
TAILORING CHARGES PANT (MEN)	EACH	804.17	862.50	575.00	850.00	478.57	675.00	425.00
TAILORING COAT-PANT SUIT	SUIT	3466.67	3562.50	2900.00	3500.00	4360.71	4250.00	3050.00
TAILORING AWAMI-SUIT (MALE)	SUIT	620.83	693.75	625.00	562.50	519.64	575.00	475.00
TAILORING SUIT FEMALE	SUIT	529.17	600.00	525.00	550.00	469.64	450.00	425.00
GENTS SHOES PAUL BATA	PAIR	1199.00	1199.00	1199.00	1199.00	1199.00	1199.00	1199.00

Contd.

7.11 Intercity Consumer Prices July, 2015

Description	Unit	Rawalpindi	Islamabad	Attock	Jhelum	Lahore	Sahiwal	Gujran-wala
GENTS SANDAL BATA	PAIR	699.00	699.00	699.00	699.00	699.00	699.00	699.00
GENTS SPOUNG CHAPPAL BATA	PAIR	179.00	179.00	179.00	179.00	179.00	179.00	179.00
LADIES SANDAL BATA	PAIR	499.00	499.00	499.00	499.00	499.00	499.00	499.00
LADIES SPOUNG CHAPPAL BATA	PAIR	179.00	179.00	179.00	179.00	179.00	179.00	179.00
CHILD SHOE POWER LITE BATA	PAIR	599.00	599.00	599.00	599.00	599.00	599.00	599.00
GENTS SHOE, ART 1109 SERVICE	PAIR	999.00	999.00	999.00	999.00	999.00	999.00	999.00
NYLON JOGGER 27 SIZE 2-5 ***	PAIR	1299.00	1299.00	1299.00	1299.00	1299.00	1299.00	1299.00
CHINA FOOT WEAR AV. QLTY (MALE) *	PAIR	925.00	975.00	825.00	825.00	744.64	450.00	450.00
CHINA FOOT WEAR AV. QLTY (FEMALE) *	PAIR	825.00	875.00	825.00	825.00	637.50	500.00	350.00
CHINA FOOT WEAR AV. QLTY (CHILDREN) *	PAIR	783.33	825.00	625.00	675.00	483.93	450.00	320.00
SHOE REPAIR HALF SOLE	PAIR	121.67	125.00	105.00	135.00	105.00	100.00	95.00
SHOES POLISH CHARGES AVERAGE SHOP	PAIR	20.00	20.00	20.00	20.00	19.64	15.00	15.00
HOUSE RENT (combined)	MONTH	13360.00	45439.00	4125.00	5782.00	12420.00	7487.00	5174.00
rent 2	pm	13360.00	45439.00	4125.00	5782.00	12420.00	7487.00	5174.00
RENT3	PM	13360.00	45439.00	4125.00	5782.00	12420.00	7487.00	5174.00
RENT4	PM	13360.00	45439.00	4125.00	5782.00	12420.00	7487.00	5174.00
RENT5	PM	13360.00	45439.00	4125.00	5782.00	12420.00	7487.00	5174.00
RENT6	PM	13360.00	45439.00	4125.00	5782.00	12420.00	7487.00	5174.00
SYNTHETIC ENEMAL ROBIALAC BALTI 3.64 LTR.	EACH	1750.00	1750.00	1830.00	1805.00	1935.00	1650.00	1700.00
SYNTHETIC ENEMAL ICI BALTI 3.64 LTR.	EACH	1790.00	1790.00	1850.00	1880.00	1935.00	2138.00	2138.00
CEMENT (LOCAL) SPECIFY BRAND NAME	BAG	505.00	510.00	505.00	510.00	507.50	500.00	510.00
BRICKS (NEW) IST CLASS	P/1000	8900.00	8900.00	7775.00	7650.00	8250.00	6000.00	9350.00
CEMENT BLOCKS (6"x8"x12")	P/100	0.00	0.00	0.00	0.00	0.00	0.00	0.00
BAJREE	100CFT	3650.00	3650.00	3900.00	3450.00	5750.00	5900.00	5750.00
SAND (BLACK PIT SAND)	K100CFT	2950.00	2950.00	1425.00	2295.00	2557.14	3162.50	2750.00
TIMBER SHESHAM LOG IST QUALITY	cubmt.	66215.00	66215.00	66215.00	64890.50	64547.50	67089.00	50323.50
IRON BAR (M.S. BAR) 1/2"	P/TON	76250.00	76250.00	70250.00	73000.00	74000.00	73500.00	72000.00
CARPENTER WAGE RATE	P/DAY	1100.00	1100.00	725.00	800.00	830.36	675.00	825.00
MASON (RAJ) WAGE RATE	P/DAY	1100.00	1100.00	750.00	800.00	926.79	675.00	1050.00
UNSKILLED LABOUR WAGE RATE	P/DAY	650.00	650.00	475.00	500.00	600.00	400.00	650.00
PLUMBER WAGE RSTE	P/DAY	1100.00	1100.00	725.00	800.00	826.79	0.00	800.00
ELECTICIAN WAGE RATE PER DAY **	P/DAY	0.00	0.00	0.00	0.00	828.57	100.00	700.00
ELECTICIAN WAGE RATE PER POINT **	P/PNT	190.00	197.50	135.00	170.00	152.50	137.50	137.50
WATER CHARGES PER HOUSE	P/MONTH	139.00	96.00	80.00	80.00	300.00	30.00	100.00
ELECT.CHARGES UPTO 50 UNITS	P/UNIT	2.00	2.00	2.00	2.00	2.00	2.00	2.00
ELECT.CHARGES 01 - 100 UNIT	P/UNIT	6.18	6.18	6.18	6.18	6.18	6.18	6.18
ELECT.CHARGES 101 - 300 UNIT	P/UNIT	9.44	9.44	9.44	9.44	9.44	9.44	9.44
ELECT.CHARGES 301 - 1000 UNIT	P/UNIT	16.02	16.02	16.02	16.02	16.02	16.02	16.02
ELECT.CHARGES ABOVE 1000 UNIT	P/UNIT	18.09	18.09	18.09	18.09	18.09	18.09	18.09
ELEC	PM	10.35	10.35	10.35	10.35	10.35	10.35	10.35
GAS CHRg upto 3.3719 MMBUT	MMBTU	124.18	124.18	124.18	124.18	124.18	124.18	124.18
GAS CHRg 3.3719 - 6.7438 MMBUT	MMBTU	248.37	248.37	248.37	248.37	248.37	248.37	248.37
GAS CHRg 6.7438 - 10.1157 MMBUT	MMBTU	248.37	248.37	248.37	248.37	248.37	248.37	248.37
GAS CHRg10.1157 - 13.4876 MMBUT	MMBTU	620.91	620.91	620.91	620.91	620.91	620.91	620.91
GAS	PM	620.91	620.91	620.91	620.91	620.91	620.91	620.91
GAS	PM	372.55	372.55	372.55	372.55	372.55	372.55	372.55
KEROSENE OIL	LTR	105.00	105.00	105.00	100.00	77.00	85.00	84.50
FIREWOOD WHOLE	40 KG.	741.67	785.00	510.00	625.00	731.43	500.00	700.00
CHAIR SHESHAM WOOD WITH ARMS **	EACH	3458.33	3587.50	3100.00	3250.00	2100.00	3250.00	2250.00
CHAIR PLASTIC (CHAIRMAN) AVERAGE QUALITY	EACH	725.00	725.00	725.00	825.00	825.00	775.00	525.00
TABLE SHESHAM WOOD (4X2X5") ***	EACH	5750.00	5750.00	5250.00	4250.00	8785.71	6500.00	10250.00
SOFASET WOODEN WITH FOAM SEAT **	SET	20500.00	21812.50	20500.00	16250.00	19285.71	23000.00	17750.00
COT IRON (WITH NIWAR)AV.QLTY.	EACH	1966.67	2087.50	1800.00	1550.00	2500.00	2400.00	1650.00
ALMIRAH (STEEL) 6'X3' 20 GUAGE	EACH	8558.33	8750.00	8200.00	7750.00	9964.29	12000.00	9300.00
DINNING TABLE 6 CHAIRS A.QLTY	SET	21666.67	24000.00	21000.00	20000.00	18892.86	27000.00	25000.00
SINGLE BED WITHOUT FOAM MED.	EACH	4900.00	4900.00	4750.00	5250.00	7928.57	10500.00	10500.00
MATRESS SINGLE(4"THICK)	EACH	4900.00	4900.00	4900.00	4800.00	5000.00	5700.00	5000.00
FARSHI DARI 12'X9' AV.QLTY	EACH	1858.33	1893.75	1700.00	1025.00	1607.14	1200.00	925.00
DARI COTTON (6'x2 1/2') AV.QL	EACH	881.25	896.88	825.00	375.00	459.64	1000.00	450.00
CARPET PLAIN AV. QLTY	SQFT.	28.92	29.00	25.50	32.50	37.50	35.00	37.50

Contd.

7.11 Intercity Consumer Prices July, 2015

Description	Unit	Rawalpindi	Islamabad	Attock	Jhelum	Lahore	Sahiwal	Gujran-wala
QUILT (LIHAF) 3 KG. COTTON	EACH	975.00	1031.25	875.00	625.00	1328.57	1200.00	1025.00
BLANKET (90" x 54")	EACH	4000.00	4075.00	3100.00	2950.00	5000.00	3800.00	2900.00
BEDSHEET SINGLE BED SUP.QLTY	EACH	514.58	546.88	475.00	475.00	546.43	550.00	475.00
BED SHEET DOUBLE WITH TWO PILLOW COVERS SUP QLTY	SET	1162.50	1225.00	1225.00	1025.00	932.14	1000.00	1150.00
TOWEL(3'x2') AV. QALTY	EACH	370.42	377.50	310.00	262.50	276.43	300.00	175.00
CEILING FAN 48" SUPER QLTY **	EACH	3175.00	3175.00	3275.00	2800.00	2750.00	3495.00	2700.00
PEDESTAL FAN 22" SUPER QLTY	EACH	3475.00	3475.00	3700.00	3600.00	4000.00	5260.00	4100.00
REFG. DAWLENCE 10 CFT. D.DOOR	EACH	30500.00	30500.00	30500.00	31000.00	35000.00	30400.00	31000.00
D-FREEZER WAVES 8 CFT.	EACH	30400.00	30400.00	30400.00	30400.00	28000.00	30400.00	31000.00
AIRCONDITIONER 1.5 TON PEL	EACH	41000.00	41000.00	41000.00	42400.00	44000.00	42000.00	48000.00
SPLIT AIR CONDITIONER 1.5 TON (SPECIFY BRAND NAME)	EACH	41500.00	41500.00	41500.00	44300.00	48000.00	46000.00	46000.00
AIRCOOLER SUPER ASIA	EACH	8500.00	8500.00	11600.00	12250.00	13500.00	10000.00	12500.00
WASHING MACHINE(SINGER)	EACH	15650.00	15650.00	16100.00	15650.00	15600.00	15600.00	15600.00
SEWING MACHINE(SINGER)	EACH	6095.00	6095.00	6095.00	6095.00	6495.00	6260.00	5860.00
GIZER LARGE SIZE 30 GALLON CAPACITY SUP QLTY	EACH	22900.00	22900.00	23500.00	14250.00	22600.00	21400.00	13200.00
GAS BURNER DOUBLE SPFY.BRAND	EACH	1920.83	2050.00	1750.00	1850.00	1750.00	1400.00	1300.00
ELECT. IRON PHILIPS MDL.1120	EACH	2100.00	2100.00	1900.00	1975.00	1300.00	2750.00	2200.00
ELECTRIC JUICER FOR APPLE	EACH	7550.00	7550.00	7100.00	7375.00	13000.00	9250.00	4500.00
S.STEEL DEGHCHI MEDIUM SIZE ***	EACH	741.67	756.25	610.00	612.50	735.71	475.00	1185.00
ALUMINIUM COOKING PAN (DEGCHI) MED SIZE	EACH	679.17	706.25	525.00	575.00	664.29	450.00	928.00
NON STICK COOKING PAN (DEGCHI) SUP. QLTY	EACH	1129.17	1156.25	875.00	925.00	1085.71	1150.00	1550.00
FRYING PAN STEEL AVG. QLTY MED. SIZE	EACH	512.50	512.50	475.00	375.00	630.36	450.00	575.00
TAWA IORN (MEDIUM SIZE) AVG. QLTY	EACH	315.83	346.25	310.00	255.00	482.14	475.00	412.50
S.STEEL PLATE A.QLTY.(M.SIZE)	EACH	90.83	87.50	87.50	55.00	78.93	65.00	110.00
TABLE SPOON S.STEEL SUP.QLTY.	DOZEN	411.67	411.88	375.00	375.00	366.07	475.00	575.00
WATER SET JUG+6 GLASSES (OMROC)	SET	406.67	410.00	362.50	405.00	730.36	470.00	350.00
TEA SET PAK. CHINAWARE 21 PCS.	SET	2229.17	2250.00	1900.00	1825.00	1557.14	2200.00	1800.00
DINNER SET PLASTIC 72 PIECES SUPERIOR QLTY	SET	7408.33	7650.00	6650.00	4250.00	5785.71	6450.00	5900.00
HOTPOT SET PLASTIC 3 PCS.	SET	1708.33	1725.00	1625.00	1375.00	1510.71	1275.00	1150.00
BUCKET(BALTI) PLASTIC MED.SIZ	EACH	257.50	273.75	245.00	315.00	478.57	300.00	300.00
LOTA PLASTIC (MED SIZE) AVERAGE QUALITY	EACH	62.92	73.13	42.50	37.50	49.64	75.00	40.00
PRESURE COOKER 4 LTR.	EACH	1775.00	1775.00	1575.00	1675.00	1540.00	1200.00	1750.00
WATER COOLER 9/10 LTR.PLASTIC ***	EACH	605.42	625.00	475.00	512.50	512.50	650.00	700.00
THERMOS STARVAC 1 LTR	EACH	487.50	525.00	475.00	437.50	525.00	450.00	600.00
BULB PHILIPS 100-WATTS	EACH	35.00	35.00	27.50	35.00	35.00	33.50	30.00
TUBE LIGHT PHILIPS 40 WATTS	EACH	100.00	100.00	110.00	110.00	100.00	95.00	100.00
ELECTRIC BLUBS "0" WATTE LOCAL	EACH	27.50	27.50	27.50	25.00	20.00	25.00	18.00
ELECTRIC BLUB ENERGY SAVER 14 WATTS	EACH	167.50	167.50	165.00	167.50	170.00	160.00	160.00
WASHING SOAP 250 GMS SPECIFY BRAND NAME	EACH	40.00	40.00	40.00	40.00	40.00	40.00	38.00
SURF EXCEL 400 GMS POLY BAG	EACH	110.00	110.00	110.00	110.00	125.00	110.00	110.00
WASHING POWDER 1000 GRM	EACH	185.00	185.00	185.00	185.00	185.00	185.00	185.00
WASHING POWDER (WHEEL/ BONUS) 100 GRAMS	EACH	125.00	125.00	110.00	125.00	90.00	95.00	90.00
CLEANSER POWDER VIM 1000 GM	PKT.	77.78	77.78	77.78	77.78	77.78	77.78	66.67
FINIS 500 ML	BOTTLE	250.00	250.00	250.00	250.00	229.41	196.87	193.75
PHNYLE TYPHONE/FINIS/CARRANITE 3 LITRES	BOTTLE	169.09	169.09	169.09	169.09	145.00	150.00	140.00
HARPIC	BOTTLE	145.00	145.00	145.00	145.00	145.00	145.00	145.00
BOOT POLISH CHERRY/KIWI 50ML	EACH	119.05	119.05	119.05	119.04	100.00	111.11	111.11
ROBIN BLUE (35 GRAMS)	PKT.	50.00	50.00	50.00	50.00	50.00	50.00	50.00
TISSU PAPER PERFUMED 100 PCS.	PKT	110.00	110.00	110.00	110.00	115.00	95.00	105.00
TOILET PAPER ROLL (R.PETEL)	P/ROLL	40.00	40.00	40.00	38.00	38.00	40.00	38.00
BOOT POLISH LIQUID CHEERY BLOSSOM KIWI 75 ML	BOTTLE	150.00	150.00	140.00	150.00	150.00	150.00	140.00
MATCH BOX SMALL	EACH	2.00	2.00	9.50	2.00	1.00	2.00	2.00
DRY CELL 1.5 VOLT(LOCAL)	EACH	30.00	30.00	30.00	22.50	25.00	30.00	15.00
HAND STITCHING NEEDLE M.SIZE	PACKET	10.00	10.00	7.75	9.00	7.50	10.00	5.00
SEWING MACHINE NEEDLE (SINGER)	EACH	5.00	5.00	5.00	5.00	10.00	5.00	6.00
HOUSEHOLD SERVANT FEMALE P/T	P/MNTH	1858.33	2000.00	1300.00	1700.00	1792.86	1500.00	1550.00
MARRIAGE HALL WITH FURNITURE	P/HEAD	146.25	155.00	125.00	125.00	143.57	150.00	115.00
SEPTRAN TABLETS	10TAB.	16.00	16.00	16.00	16.00	16.10	16.50	16.00
BRUFEN TABS 200-MG.	10TAB.	10.00	10.00	10.00	10.00	10.00	10.00	10.00
PANADOL TAB. EXTRA/PLAIN	10TAB.	10.00	10.00	10.00	10.00	10.00	10.00	10.00

Contd.

7.11 Intercity Consumer Prices July, 2015

Description	Unit	Rawalpindi	Islamabad	Attock	Jhelum	Lahore	Sahiwal	Gujranwala
DISPRIN TAB.	10TAB.	10.00	10.00	10.00	10.00	10.00	10.00	10.00
TRISIL TAB.	10 TAB	10.00	10.00	10.00	10.00	10.00	10.00	10.00
FLAGYL TAB. 200 MG.	10TAB.	10.00	10.00	10.00	10.00	10.00	10.00	10.00
VENTOLIN TAB. 2MG.	10TAB.	9.00	9.00	9.00	9.00	9.00	9.00	9.00
DAONIL TAB. 5 MG.	10TAB.	17.00	17.00	17.00	17.00	17.00	17.00	17.00
ENTOX TAB.	10TAB.	10.00	10.00	10.00	10.00	10.00	10.00	10.00
RENITEC TAB. 5 MG.	10TAB.	59.00	59.00	59.00	59.00	59.00	59.00	59.00
CAC. 1000 TAB	BOTTLE	122.00	122.00	122.00	122.00	122.00	122.00	122.00
AMOXIL CAPSOLE 250 MG.S	10CAP.	36.00	36.00	36.00	36.00	36.00	36.00	36.00
CALCIUM SYRUP SANDOZ	BOTTLE	64.00	64.00	64.00	64.00	64.00	64.00	64.00
LEDERPLEX SYRUP	BOTTLE	35.00	35.00	35.00	35.00	35.00	35.00	35.00
SANCOS SYRUP (50 ML.)	BOTTLE	30.00	30.00	30.00	30.00	30.00	30.00	30.00
PHENERGAN SYRUP 120 ML.	BOTTLE	33.00	33.00	33.00	33.00	33.00	33.00	33.00
CALPOL SYRUP 60 ML.	BOTTLE	28.00	28.00	28.00	28.00	28.00	28.00	28.00
HYDRYLLIN SYRUP 120 ML.	BOTTLE	65.00	65.00	65.00	65.00	65.00	65.00	65.00
POLYFAX EYE OINTMENT	TUBE	21.00	21.00	21.00	21.00	21.00	21.00	21.00
BETNESOL EYE DROPS	BOTTLE	33.89	33.89	33.89	33.89	33.89	33.89	33.89
EAR DROPS (CARDISPORINE) ***	BOTTLE	21.00	21.00	21.00	21.00	21.00	21.00	21.00
BETNOVATE-N OINTMENT 5 GMS	TUBE	16.00	16.00	16.00	16.00	16.00	16.00	16.00
BURNOL CREAM 30 GRM	TUBE	16.00	16.00	16.00	16.00	16.00	16.00	16.00
VICKS VAPORUB/BALM	BOTTLE	36.00	36.00	36.00	36.00	36.00	36.00	36.00
GLYCRINE SMALL BOTTLE	BOTTLE	28.00	28.00	22.50	25.00	35.00	25.00	17.00
JOUHAR JOSHANDA	PKT.	8.00	8.00	8.00	8.00	8.00	8.00	8.00
GALXOS-D (450 GRMS)	PKT.	168.75	168.75	168.75	168.75	157.50	168.75	157.50
GRIPE-WATER WOODWARDS	BOTTLE	55.00	55.00	55.00	55.00	55.00	55.00	55.00
SANIPLAST ONE PUTTY	EACH	2.00	2.00	2.00	2.00	2.00	2.00	1.50
O.R.S. (NIMCOL)	PKT.	17.00	17.00	17.00	17.00	17.00	15.00	17.00
DETTOL (MEDIUM)	BOTTLE	46.80	46.80	46.80	46.80	46.80	46.80	46.80
COTTON BANDAGE 2" - 4"	EACH	9.00	9.00	8.00	9.00	8.00	9.00	7.00
THERMOMETER CHINA	EACH	45.00	45.00	50.00	47.50	42.50	45.00	30.00
DOCTOR (MBBS) CLINIC FEE	P/PAT.	166.67	175.00	110.00	125.00	100.00	250.00	75.00
URINE TEST (DR) CHARGES	P/TEST	150.00	161.25	80.00	90.00	155.00	100.00	100.00
BLOOD TEST (CP) CHARGES	P/TEST	325.00	325.00	200.00	250.00	575.00	225.00	300.00
SUGAR TEST (RANDOM/FASTING BOTH) CHARGES	P/TEST	210.00	300.00	170.00	197.50	150.00	110.00	200.00
ECG CHARGES	P/TEST	264.58	312.50	150.00	250.00	300.00	225.00	200.00
X-RAY (CHEST) CHARGES	P/X-RAY	333.33	375.00	275.00	375.00	375.00	300.00	400.00
CAR SUZUKI 800 CC (W/O. A/C)	EACH	659800.00	659800.00	659800.00	659800.00	637000.00	625000.00	645000.00
CAR SUZUKI 1000 CC	EACH	1081300.00	1081300.00	1081300.00	1081300.00	1065000.00	1034000.00	1060000.00
CAR TOYOTA 1300 CC	EACH	1682000.00	1682000.00	1677000.00	1682000.00	1790500.00	1645500.00	1570000.00
CAR HONDA CIVIC	EACH	2145500.00	2145500.00	2145500.00	2145500.00	2147000.00	1662000.00	2027500.00
MOTORCYCLE HONDA CD-70.	EACH	63500.00	63500.00	63500.00	63500.00	63500.00	63500.00	63500.00
MOTORCYCLE YAMAHA 100CC.	EACH	79300.00	79300.00	79300.00	79300.00	79300.00	79300.00	79300.00
MOTOR CYCLE HERO 70 CC	EACH	44500.00	45000.00	46750.00	48000.00	49000.00	47500.00	42500.00
BICYCLE WITH TYRES & TUBES	EACH	7900.00	7900.00	7900.00	7200.00	7500.00	7100.00	7200.00
TYRE CAR WITH TUBE GENERAL	EACH	3175.00	3175.00	3375.00	3250.00	3000.00	2400.00	3300.00
TYRE MOTOR CYCLE WITHOUT TUBE	EACH	1137.50	1137.50	1250.00	1135.00	1420.00	900.00	1250.00
TYRE CYCLE SPECIFY BRAND NAME	EACH	345.83	355.00	370.00	387.50	330.00	330.00	330.00
TYRE CAR W/O TUBE	EACH	3050.00	3050.00	3275.00	3075.00	2700.00	2200.00	3000.00
PETROL SUPER	LITRE	77.79	77.79	77.79	77.79	77.79	77.79	77.79
HIGH SPEED DIESEL HSD	LITRE	87.12	87.12	87.12	87.12	87.12	87.12	87.12
CNG	K.G.	76.35	76.35	76.35	0.00	71.50	71.50	71.50
GAS CYLINDER STAND. SIZE	EACH	1250.00	1270.00	1260.00	1100.00	990.00	1000.00	990.00
MOTOR CYCLE SERVICE CHARGES	EACH	325.00	325.00	290.00	250.00	200.00	150.00	280.00
CAR SERVICE CHARGES	EACH	337.50	375.00	325.00	275.00	300.00	300.00	250.00
TYRE PUNCTURE CHARGES	EACH	65.00	65.00	40.00	70.00	80.00	70.00	50.00
CYCLE OVERHAULING CHARGES	EACH	783.33	825.00	290.00	375.00	319.64	312.50	160.00
CAR TAX FOR 800CC TO 1300CC	YEARLY	2650.00	432.00	2650.00	2650.00	2650.00	2650.00	2650.00
TRAIN FARE ECO. 1-100 KM.	P/KM.	0.68	0.68	0.68	0.68	0.68	0.68	0.68
TRAIN FARE ECO. 101-500 KM.	P/KM.	0.98	0.98	0.98	0.98	0.98	0.98	0.98
TRAIN FARE ECO. > 500 KM.	P/KM.	0.89	0.89	0.89	0.89	0.89	0.89	0.89

Contd.

7.11 Intercity Consumer Prices July, 2015

Description	Unit	Rawalpindi	Islamabad	Attock	Jehlum	Lahore	Sahiwal	Gujranwala
TRAIN FARE IST SLP. 1-100KM	P/KM.	2.10	2.10	2.10	2.10	2.10	2.10	2.10
TRAIN FARE IST SLP.101-500 KM	P/KM.	2.59	2.59	2.59	2.59	2.59	2.59	2.59
TRAIN FARE IST SLP. > 500 KM	P/KM.	1.99	1.99	1.99	1.99	1.99	1.99	1.99
TRAIN FARE A/C SLP. 1-100KM.	P/KM.	5.76	5.76	5.76	5.76	5.76	5.76	5.76
TRAIN FARE A/C SLP.101-500KM	P/KM.	4.59	4.59	4.59	4.59	4.59	4.59	4.59
TRAIN FARE A/C SLP > 500KM.	P/KM.	4.16	4.16	4.16	4.16	4.16	4.16	4.16
PLATFORM TICKET	EACH	10.00	10.00	10.00	10.00	10.00	10.00	10.00
AUTO RICKSHAW FARES	KM/MIN	75.00	0.00	45.00	75.00	50.00	70.00	60.00
FULL TONGA CHARGES	KM/MIN	0.00	0.00	0.00	0.00	65.00	90.00	50.00
TAXI 4 SEATER FARE	KM/MIN	100.00	100.00	75.00	0.00	100.00	100.00	100.00
BUS FARE MIN (WITHIN CITY)	TICKET	11.00	11.00	0.00	11.00	11.00	0.00	10.00
BUS FARE MAX (WITHIN CIT	TICKET	21.50	21.50	0.00	21.50	19.00	0.00	20.00
BUS FARE OUTSIDE CITY	P/KM.	0.93	0.93	0.93	0.93	0.93	0.93	0.93
A/C BUS FARE OUTSIDE CITY	P/KM.	1.55	1.55	1.53	1.55	2.00	1.55	1.45
MINIBUS FARE MIN.WITH IN CITY	TICKET	11.00	11.00	0.00	0.00	11.00	0.00	10.00
MINIBUS FARE MAX.WITH IN CITY	TICKET	21.50	21.50	0.00	0.00	29.00	0.00	20.00
SUZUKI FARE MIN.WITH IN CITY	TICKET	11.00	11.00	10.00	0.00	12.00	0.00	10.00
SUZUKI FARE MAXIMUM W.IN CITY	TICKET	17.00	17.00	10.00	10.00	22.00	0.00	20.00
AIR FARE ECONOMY CLASS.	P/KM.	19.26	19.26	0.00	0.00	19.26	0.00	0.00
POSTAL ENVELOPE DOMESTIC	EACH	8.00	8.00	8.00	8.00	8.00	8.00	8.00
ENVELOPE FOR SAUDI ARABIA	EACH	50.00	50.00	50.00	50.00	50.00	50.00	50.00
POSTAL REGISTRATION CHARGES	EACH	28.00	28.00	28.00	28.00	28.00	28.00	28.00
U.M.S. REG CHARGES MIN.	EACH	58.00	58.00	58.00	58.00	58.00	58.00	59.00
T.C.S. CH. MIN.WITH IN ZONE	EACH	150.00	150.00	150.00	150.00	110.00	150.00	110.00
TELEPHONE CHARGES LOCAL CALL	P/CALL	3.94	3.94	3.94	3.94	3.94	3.94	3.94
TEL CHARGES OUT SIDE CITY	P/CALL	3.94	3.94	3.94	3.94	3.94	3.94	3.94
INTERNET CHARGES	P/HOUR	27.50	27.50	27.50	50.00	15.00	12.00	20.00
MOBILE CELL CHARGES	P/UNIT	3.00	3.00	3.00	3.00	2.50	3.00	3.00
FAX CHARGES (LOCAL)	P/PAGE	12.50	12.50	12.50	12.50	10.00	20.00	30.00
TELEPHONE SET AV. QLTY	EACH	625.00	725.00	550.00	825.00	775.00	650.00	450.00
MOBILE SET NOKIA/SONY/ERICSON/SAMSUNG WITHOUT CAMERA	EACH	2133.33	2175.00	2125.00	2450.00	2700.00	2200.00	2825.00
T.V. 20" COLORED WEGA H-A21.	EACH	18108.33	18200.00	18100.00	18100.00	20500.00	18900.00	15000.00
T.V 20" COLOR CHINA/KORIA)	EACH	14250.00	14250.00	14250.00	14250.00	6500.00	13500.00	7000.00
V.C.P. PANASONIC/LG/NAT	EACH	5900.00	5900.00	5550.00	5750.00	4200.00	0.00	0.00
DVD/VCD PLAYER PANASONIC/LG	EACH	3750.00	3750.00	3550.00	3750.00	6542.86	4500.00	4600.00
RADIO WITH C.PLAYER NATIONAL	EACH	2150.00	2150.00	2150.00	2050.00	1825.00	1800.00	2262.50
PERSONNEL COMPUTER (BRANDED)	EACH	69250.00	69250.00	69250.00	69500.00	53000.00	37000.00	37400.00
VID. CASSETTE BLK. TDK/SONY	EACH	144.17	145.00	135.00	175.00	122.50	155.00	0.00
COM. C.D. (TDK/IMATION)	EACH	56.67	59.38	75.00	75.00	37.14	60.00	35.00
TAPE RECORDER CASSETTE BLANK	EACH	42.50	47.50	42.50	47.50	40.00	65.00	35.00
VIDEO GAME SEGA 16 BYTE	EACH	1150.00	1150.00	1175.00	1050.00	1200.00	1650.00	1050.00
CINEMA A/C. HIGH CLASS	TICKET	150.00	0.00	0.00	0.00	115.71	0.00	80.00
CINEMA NON-A/C HIGH CLASS	TICKET	80.00	0.00	0.00	0.00	72.86	50.00	60.00
CABLE CHARGES	PER MONT	325.00	325.00	275.00	300.00	275.00	200.00	300.00
TV.LICENCE FEE DOMESTIC	YEARLY	420.00	420.00	420.00	420.00	420.00	420.00	420.00
ENGLISH BOOK CLASS V1	EACH	78.00	78.00	78.00	78.00	78.00	78.00	78.00
ENGLISH BOOK CLASS IX OR X	EACH	130.00	130.00	130.00	130.00	130.00	130.00	130.00
ENG. BOOK IST.YR COMPLETE SET	EACH	84.00	84.00	84.00	84.00	84.00	84.00	84.00
ENGLISH BOOK BA/B.SC	EACH	178.00	178.00	178.00	178.00	178.00	178.00	178.00
URDU BOOK CLASS V (T.B.BORD)	EACH	71.00	71.00	71.00	71.00	71.00	71.00	71.00
URDU BOOK CLASS IX/X(T.B.B)	EACH	137.00	137.00	137.00	137.00	137.00	137.00	137.00
URDU BOOK IST.YEAR/INTER	EACH	53.00	53.00	53.00	53.00	53.00	53.00	53.00
URDU BOOK BA/B.SC	EACH	140.00	140.00	140.00	140.00	140.00	140.00	140.00
MATHS BOOK CALSS V (T.B.B)	EACH	84.00	84.00	84.00	84.00	84.00	84.00	84.00
MATHS BOOK CLASS IX OR X	EACH	270.00	270.00	270.00	270.00	270.00	270.00	270.00
MATHS BOOK IST.YEAR (T.B.B)	EACH	156.00	156.00	150.00	156.00	156.00	156.00	156.00
PAKISTAN STUDIES BOOK BA/B.SC	EACH	125.00	125.00	125.00	125.00	125.00	125.00	125.00
DAILY "DAWN"	P/COPY	19.00	19.00	19.00	19.00	19.00	19.00	19.00
DAILY "JANG"	P/COPY	12.00	12.00	12.00	12.00	12.00	12.00	12.00
DAILY "NAWA-E-WAQT"	P/COPY	12.00	12.00	12.00	12.00	12.00	12.00	12.00

Contd.

7.11 Intercity Consumer Prices July, 2015

Description	Unit	Wazira- bad	Sialkot	Faisal-abad	Jhang	Multan	Muzaffar- garh	D.G. Khan
WHEAT	10 KG.	320.00	350.00	320.00	316.00	305.00	305.00	318.75
WHEAT FLOUR FINE/SUPERIOR.	KG.	42.00	50.00	39.00	40.00	39.00	39.00	40.00
WHEAT FLOUR AVG. QLTY	KG.	40.00	37.75	34.50	39.00	36.50	36.00	33.00
WHEAT FLOUR BAG	10 KG.	400.00	377.50	350.00	350.00	365.00	360.00	330.00
MAIDA	KG.	50.00	50.00	50.00	45.00	45.17	45.00	50.00
SUJI	KG.	50.00	50.00	50.00	45.00	45.00	45.00	50.00
BESAN AV. QLTY.	KG.	110.00	115.00	100.00	95.00	103.33	97.50	110.00
RICE BASMATI SUP. QLTY.	KG.	80.00	82.50	130.00	105.00	115.83	117.50	100.00
RICE BASMATI 385/386	KG.	62.50	75.00	92.50	60.00	73.33	77.50	70.00
RICE BASMATI BROKEN AV.QLTY	KG.	55.00	62.50	72.50	65.00	70.00	67.50	60.00
RICE IRRI-6 (SINDH/PUNJAB)	KG.	52.50	47.50	62.50	40.00	37.00	37.00	35.00
VERMICELLI	KG.	80.00	65.00	85.00	68.00	80.00	77.50	80.00
BREAD PLAIN MEDIUM SIZE	EACH	40.00	40.00	40.00	40.00	45.00	45.00	45.00
RUSK (PAPAY)	KG.	160.00	140.00	195.00	160.00	215.00	200.00	200.00
BISCUITS-PACKED	PKT	35.00	35.00	35.00	35.00	35.00	35.00	35.00
BISCUIT-BAKERY (LOOSE)	250 GM	100.00	80.00	73.75	65.00	90.00	70.00	80.00
CORNFLAKS FAUJI 225 GM.	PKT	180.00	166.50	195.00	180.00	175.50	175.50	198.00
SAMOSA (VEGATABLE)	EACH	10.00	15.00	19.00	15.00	14.33	13.50	10.00
PASTRY AV.QLTY.	EACH	30.00	25.00	23.75	30.00	35.83	22.50	30.00
PATTIES (VEGATABLES)	EACH	15.00	20.00	23.75	30.00	29.17	25.00	20.00
NIMCO	250 GM	50.00	50.00	67.50	65.00	72.50	70.00	60.00
CHIPS	250 GM	62.50	65.00	66.25	100.00	83.33	82.50	65.00
BEEF WITH BONE AV.QLTY.	KG	280.00	280.00	290.00	300.00	300.00	270.00	290.00
MUTTON AV.QLTY.	KG	550.00	600.00	600.00	650.00	600.00	525.00	625.00
CHICKEN FARM BROILER (LIVE)	KG	161.00	160.00	168.00	160.00	180.83	177.50	185.00
FISH-RAHU MEDIUM SIZE	KG	250.00	250.00	290.00	320.00	248.33	245.00	260.00
MILK FRESH (UNBOILED)	LTR.	80.00	70.00	70.00	60.00	75.00	70.00	70.00
CURD	KG.	90.00	80.00	80.00	75.00	90.00	80.00	85.00
MILK TETRA PACK 1/2 LTR.	PKT.	60.00	60.00	60.00	60.00	60.00	60.00	60.00
LACTOGEN 400 GRAMS	PKT.	430.00	435.00	435.00	425.00	435.00	435.00	435.00
POWDER MILK NIDO 400GM.	PKT	350.00	360.00	350.00	360.00	360.00	360.00	360.00
MILK POWDER LOOSE/PACKED	KG.	450.00	460.00	525.00	400.00	512.50	510.00	640.00
BUTTER LOCAL PACKED	50 GM.	30.00	25.00	32.00	30.00	27.00	27.00	25.00
EGGS FARM	DOZ	82.00	90.00	84.50	80.00	86.67	87.50	80.00
MUSTARD OIL AV.QLTY.	KG.	160.00	150.00	200.00	160.00	168.33	170.00	170.00
COOKING OIL (DALDA)	2.5LTR	470.00	467.00	465.00	470.00	465.00	465.00	490.00
COOKING OIL (PAKWAN) OTHER BRAND SPECIFY	2.5 LTR	455.00	467.00	460.00	495.00	452.50	452.50	490.00
VEGETABLE GHEE TIN	2.5KG.	440.00	452.00	460.00	440.00	460.00	460.00	485.00
VEGETABLE GHEE (LOOSE)	KG.	135.00	135.00	135.00	155.00	142.67	142.00	150.00
DATES AV.QLTY.	KG.	150.00	170.00	190.00	180.00	170.83	180.00	145.00
PISTACHIO AV.QLTY.	50 GM.	125.00	135.00	78.75	60.00	115.83	117.50	120.00
ALMONDS WHOLE AV.QLTY.	KG.	480.00	575.00	525.00	550.00	475.00	475.00	550.00
COCONUT DRY AV.QLTY.	KG.	260.00	275.00	280.00	250.00	291.67	290.00	300.00
RAISINS AV.QLTY.	50 GM.	25.00	20.00	21.25	20.00	23.17	25.00	15.00
GROUNDNUTS (WITH SHELL)	KG.	200.00	200.00	200.00	130.00	170.00	190.00	150.00
MALTA/MOSAMBI	DOZ	0.00	0.00	0.00	0.00	0.00	0.00	0.00
KINNU	DOZ	0.00	0.00	0.00	0.00	0.00	0.00	0.00
APPLE	KG	150.00	120.00	142.50	140.00	230.00	210.00	140.00
ALOO BUKHARA	KG	120.00	200.00	157.50	150.00	215.00	195.00	200.00
POMEGRANATE (ANNAR)	KG	0.00	0.00	0.00	0.00	0.00	0.00	0.00
GRAPES	KG	140.00	200.00	0.00	170.00	207.00	210.00	200.00
BANANAS	DOZ	120.00	120.00	90.00	100.00	105.00	97.50	85.00
MANGO KALMI	KG	110.00	100.00	100.00	100.00	105.00	100.00	80.00
GUAVA	KG	0.00	0.00	0.00	0.00	0.00	0.00	0.00
WATERMELON (TURBOOZ)	KG	20.00	20.00	25.00	25.00	28.33	27.50	35.00
MUSKMELON (KHARBOOZA)	KG	50.00	60.00	35.00	20.00	45.00	50.00	40.00
SWEETMELON (GARMA)	KG	0.00	0.00	0.00	0.00	0.00	0.00	0.00
PULSE MASOOR (WHOLE)	KG.	130.00	140.00	122.50	115.00	120.00	127.50	130.00
PULSE MASOOR (WASHED)	KG.	160.00	150.00	162.50	140.00	135.83	137.50	130.00
PULSE MOONG (WASHED)	KG.	140.00	170.00	172.50	155.00	147.50	147.50	150.00
PULSE MASH (WASHED)	KG.	195.00	205.00	200.00	140.00	177.50	182.50	180.00
PULSE GRAM	KG.	105.00	110.00	102.50	100.00	107.50	97.50	100.00
GRAM WHOLE BLACK AV QLTY.	KG.	105.00	107.50	100.00	80.00	98.33	95.00	90.00

Contd.

7.11 Intercity Consumer Prices July, 2015

Description	Unit	Wazira- bad	Sialkot	Faisal-abad	Jhang	Multan	Muzaffar- garh	D.G. Khan
GRAM WHOLE YELLOW AV.QLTY	KG.	100.00	110.00	110.00	90.00	105.83	112.50	100.00
BEANS (LAL LOBIA)	KG.	130.00	170.00	140.00	160.00	160.00	170.00	180.00
POTATOES	KG	37.50	40.00	35.00	20.00	37.50	37.50	40.00
ONION	KG	40.00	40.00	40.00	37.50	39.17	37.50	40.00
TURNIP	KG	0.00	0.00	0.00	0.00	0.00	0.00	0.00
RADISH	KG	0.00	0.00	0.00	0.00	0.00	0.00	0.00
TOMATOES	KG	42.50	40.00	51.25	35.00	42.50	42.50	50.00
CABBAGE	KG	0.00	0.00	0.00	0.00	0.00	0.00	0.00
CAULIFLOWER	KG	0.00	0.00	0.00	0.00	0.00	0.00	0.00
BRINJAL	KG	30.00	30.00	25.00	32.50	34.17	32.50	30.00
PUMPKIN	KG	20.00	40.00	20.00	22.50	27.50	22.50	30.00
BOTTLEGOURD	KG	20.00	40.00	20.00	25.00	29.17	22.50	30.00
LADY FINGER	KG	40.00	40.00	40.00	50.00	43.33	37.50	50.00
PEAS	KG	0.00	0.00	0.00	0.00	0.00	0.00	0.00
SPINACH	KG	0.00	0.00	0.00	0.00	0.00	0.00	0.00
TINDA	KG	30.00	45.00	41.25	35.00	43.33	40.00	30.00
TURAI	KG	30.00	27.50	25.00	27.50	32.50	22.50	20.00
KARAILA	KG	30.00	40.00	35.00	27.50	32.50	27.50	40.00
ARVI	KG	60.00	80.00	48.75	50.00	60.00	52.50	60.00
CHILLIES GREEN	KG	60.00	65.00	45.00	25.00	42.50	40.00	55.00
CARROT	KG	0.00	0.00	0.00	0.00	0.00	0.00	0.00
COCUMBER (KHEERA)	KG	20.00	45.00	36.25	40.00	60.00	60.00	50.00
LEMON	250GM	40.00	37.50	26.25	32.50	35.00	32.50	40.00
SUGAR REFINED	KG.	65.50	66.00	65.50	65.00	64.50	64.50	62.00
GUR AV.QLTY	KG.	80.00	95.00	75.00	90.00	87.50	85.00	90.00
HONEY LANGANESE 500 GM.	BOTTLE	830.00	692.00	820.00	840.00	850.00	850.00	925.00
MILO 200 GM.	BOTTLE	186.66	222.00	225.00	166.66	200.00	200.00	250.00
CUSTARD POWDER RAFHAN 300 GM.	PKT	75.00	75.00	75.00	75.00	75.00	75.00	75.00
TOFFEE (HILAL)	EACH	1.00	1.00	2.00	2.00	1.00	1.00	1.00
CHOWKELATE CANDY (SMALL SIZE)	EACH	5.00	5.00	5.00	5.00	5.00	5.00	5.00
SWEETMEAT (MIXED)	KG	280.00	260.00	255.00	280.00	291.67	280.00	290.00
ICE CREAM WALLS	CUP.	40.00	40.00	40.00	40.00	40.00	40.00	40.00
ICE	KG	5.00	10.00	10.00	10.00	4.00	3.50	6.00
JAM AHMED/MITCHELLES	BOTTLE	130.00	125.00	130.00	130.00	130.00	130.00	140.00
SQUASH-MITCHELLES	BOTTLE	145.00	135.00	155.00	160.00	160.00	160.00	160.00
ROOH AFZA	BOTTLE	150.00	150.00	160.00	150.00	150.00	150.00	150.00
JAM-E-SHIREEN	BOTTLE	155.00	160.00	160.00	150.00	160.00	160.00	160.00
SAUNF	50 GM	20.00	17.50	17.50	15.00	16.67	19.00	13.50
CINAMON LOOSE AV. QLTY	50 GM.	30.00	20.00	25.00	25.00	23.67	25.00	20.00
CUMINSEED WHITE NATIONAL	50 GM.	52.00	52.00	54.00	55.00	52.00	52.00	52.00
PEPPER BLACK NATIONAL	50 GM.	96.00	96.00	96.00	96.00	96.00	96.00	96.00
CLOVES LOOSE AV.QLTY	50 GM.	100.00	95.00	98.25	80.00	82.50	92.50	80.00
CARDAMOM LARGE LOOSE AV.QLTY	50 GM.	180.00	110.00	102.50	160.00	179.17	177.50	160.00
CARDAMOM SMALL AV.QLTY	50 GM.	100.00	100.00	77.50	90.00	82.50	92.50	70.00
SALT-POWDERED (LAHORI) LOOSE	KG.	10.00	10.00	9.00	8.00	10.00	10.00	10.00
SALT POWDERED (NATIONAL/SHAN)	PKT	25.00	25.00	25.00	25.00	25.00	25.00	25.00
CHILLIES POWD.NATIONAL 200GM	PKT	105.00	105.00	105.00	105.00	105.00	105.00	105.00
CHILLIES POWDER LOOS	KG.	280.00	260.00	270.00	280.00	255.00	255.00	240.00
CORRIANDER SEED POWD.NATIONAL	PKT	88.00	78.00	104.00	95.00	88.00	88.00	78.00
CORRIANDER SEED (LOOSE)	KG.	240.00	270.00	290.00	260.00	270.00	270.00	240.00
TURMERIC POWD.NATIONAL 50GM	PKT.	35.00	35.00	35.00	35.00	35.00	35.00	35.00
CURRY POWD. NATIONAL 200 GM	PKT.	87.00	87.00	87.00	87.00	87.00	87.00	87.00
TOMATO KETCHUP AHMED/MITCHL	BOTTLE	100.00	85.00	90.00	90.00	95.00	95.00	80.00
PICKLES AHMED/MITCHELLES	BOTTLE	100.00	100.00	120.00	105.00	110.00	110.00	95.00
VINEGAR SYNTHETIC (SIRKA)	BOTTLE	70.00	80.00	112.24	85.00	82.00	85.00	80.00
GARLIC	KG	140.00	140.00	125.00	135.00	137.50	132.50	140.00
GINGER	KG	180.00	280.00	210.00	175.00	238.33	230.00	280.00
TAPAL DANEDAR TEA 200GM PACKET	PKT	147.36	129.47	136.84	136.84	136.84	136.84	136.84
TEA LIPTON YELLOW LABEL 200GM.	PKT.	157.89	157.89	157.89	149.47	157.89	157.89	149.47
TEA LOOSE KENYA AV.QLTY 250GM.	PKT.	150.00	145.00	152.50	140.00	115.83	125.00	122.50
COFFEE-NESCAFE 75 GM. **	BOTTLE	340.00	295.00	360.00	340.00	320.00	320.00	350.00
COLD DRINK (STANDARD SIZ)	BOTTLE	25.00	20.00	25.00	25.00	20.00	20.00	25.00
FRUIT JUICE TETRA PACK	PKT.	25.00	15.00	20.00	20.00	18.00	18.00	15.00

Contd.

7.11 Intercity Consumer Prices July, 2015

Description	Unit	Wazira- bad	Sialkot	Faisal-abad	Jhang	Multan	Muzaffar- garh	D.G. Khan
POLYFAX EYE OINTMENT	TUBE	21.00	21.00	21.00	21.00	21.00	21.00	21.00
BETNESOL EYE DROPS	BOTTLE	33.89	33.89	33.89	33.89	33.89	33.89	33.89
EAR DROPS (CARDISPORINE) ***	BOTTLE	21.00	21.00	21.00	21.00	21.00	21.00	21.00
BETNOVATE-N OINTMENT 5 GMS	TUBE	16.00	16.00	16.00	16.00	16.00	16.00	16.00
BURNOL CREAM 30 GRM	TUBE	16.00	16.00	16.00	16.00	16.00	16.00	16.00
VICKS VAPORUB/BALM	BOTTLE	36.00	36.00	36.00	36.00	36.00	36.00	36.00
GLYCRINE SMALL BOTTLE	BOTTLE	17.00	17.50	20.00	30.00	20.00	20.00	20.00
JOUHAR JOSHANDA	PKT.	8.00	8.00	8.00	8.00	8.00	8.00	8.00
GALXOS-D (450 GRMS)	PKT.	157.50	151.88	168.75	168.75	168.75	168.75	168.75
GRIPE-WATER WOODWARDS	BOTTLE	55.00	55.00	55.00	55.00	55.00	55.00	55.00
SANIPLAST ONE PUTTY	EACH	2.00	1.40	2.00	2.00	1.40	1.40	1.40
O.R.S. (NIMCOL)	PKT.	17.00	15.00	17.00	15.00	17.00	17.00	17.00
DETTOL (MEDIUM)	BOTTLE	46.80	46.80	46.80	46.80	46.80	46.80	46.80
COTTON BANDAGE 2" - 4"	EACH	7.00	5.00	7.50	8.25	7.00	10.00	7.00
THERMOMETER CHINA	EACH	30.00	40.00	42.50	35.00	42.50	57.50	40.00
DOCTOR (MBBS) CLINIC FEE	P/PAT.	100.00	100.00	90.00	300.00	100.00	100.00	100.00
URINE TEST (DR) CHARGES	P/TEST	100.00	150.00	55.00	60.00	75.00	55.00	100.00
BLOOD TEST (CP) CHARGES	P/TEST	300.00	350.00	225.00	200.00	290.00	225.00	350.00
SUGAR TEST (RANDOM/FASTING BOTH) CHARGES	P/TEST	200.00	200.00	180.00	120.00	122.50	100.00	140.00
ECG CHARGES	P/TEST	200.00	150.00	200.00	200.00	300.00	125.00	275.00
X-RAY (CHEST) CHARGES	P/X-RAY	300.00	200.00	350.00	400.00	250.00	200.00	350.00
CAR SUZUKI 800 CC (W/O. A/C)	EACH	0.00	625000.00	652800.00	640000.00	655400.00	0.00	651800.00
CAR SUZUKI 1000 CC	EACH	0.00	1078300.00	1092800.00	1059000.00	1082800.00	0.00	1077300.00
CAR TOYOTA 1300 CC	EACH	0.00	1561500.00	1520500.00	1770500.00	1645500.00	0.00	1686000.00
CAR HONDA CIVIC	EACH	0.00	2027500.00	0.00	1700000.00	2072000.00	0.00	0.00
MOTORCYCLE HONDA CD-70.	EACH	63500.00	63500.00	63500.00	63500.00	66242.86	63500.00	63500.00
MOTORCYCLE YAMAHA 100CC.	EACH	79300.00	79300.00	79300.00	79300.00	80000.00	80000.00	79300.00
MOTOR CYCLE HERO 70 CC	EACH	42500.00	45000.00	45000.00	44500.00	47500.00	0.00	45000.00
BICYCLE WITH TYRES & TUBES	EACH	7000.00	7300.00	7600.00	8200.00	7500.00	7500.00	7750.00
TYRE CAR WITH TUBE GENERAL	EACH	3000.00	3000.00	3650.00	4300.00	2800.00	2900.00	2800.00
TYRE MOTOR CYCLE WITHOUT TUBE	EACH	1200.00	1120.00	1250.00	960.00	970.00	990.00	850.00
TYRE CYCLE SPECIFY BRAND NAME	EACH	330.00	375.00	425.00	360.00	325.00	325.00	320.00
TYRE CAR W/O TUBE	EACH	2700.00	2900.00	3600.00	4000.00	2800.00	0.00	2800.00
PETROL SUPER	LITRE	77.79	77.79	77.79	77.79	77.79	77.79	77.79
HIGH SPEED DIESEL HSD	LITRE	87.12	87.12	87.12	87.12	87.12	87.12	87.12
CNG	K.G.	71.50	71.50	71.50	0.00	71.50	71.50	0.00
GAS CYLINDER STAND. SIZE	EACH	990.00	1100.00	1000.00	1000.00	990.00	1040.00	1050.00
MOTOR CYCLE SERVICE CHARGES	EACH	280.00	175.00	225.00	270.00	235.00	240.00	200.00
CAR SERVICE CHARGES	EACH	250.00	400.00	300.00	300.00	275.00	225.00	225.00
TYRE PUNCTURE CHARGES	EACH	50.00	100.00	70.00	50.00	70.00	65.00	30.00
CYCLE OVERHAULING CHARGES	EACH	200.00	350.00	275.00	400.00	281.00	290.00	275.00
CAR TAX FOR 800CC TO 1300CC	YEARLY	2650.00	2650.00	2650.00	2650.00	2650.00	2650.00	2650.00
TRAIN FARE ECO. 1-100 KM.	P/KM.	0.68	0.68	0.68	0.68	0.68	0.68	0.68
TRAIN FARE ECO. 101-500 KM.	P/KM.	0.98	0.98	0.98	0.98	0.98	0.98	0.98
TRAIN FARE ECO. > 500 KM.	P/KM.	0.89	0.89	0.89	0.89	0.89	0.89	0.89
TRAIN FARE IST SLP. 1-100KM	P/KM.	2.10	2.10	2.10	2.10	2.10	2.10	2.10
TRAIN FARE IST SLP.101-500 KM	P/KM.	2.59	2.59	2.59	2.59	2.59	2.59	2.59
TRAIN FARE IST SLP. > 500 KM	P/KM.	1.99	1.99	1.99	1.99	1.99	1.99	1.99
TRAIN FARE A/C SLP. 1-100KM.	P/KM	5.76	5.76	5.76	5.76	5.76	5.76	5.76
TRAIN FARE A/C SLP.101-500KM	P/KM.	4.59	4.59	4.59	4.59	4.59	4.59	4.59
TRAIN FARE A/C SLP > 500KM.	P/KM	4.16	4.16	4.16	4.16	4.16	4.16	4.16
PLATEFORM TICKET	EACH	10.00	10.00	10.00	10.00	10.00	10.00	10.00
AUTO RICKSHAW FARES	KM/MIN	50.00	60.00	65.00	50.00	30.00	30.00	70.00
FULL TONGA CHARGES	KM/MIN	60.00	60.00	75.00	80.00	49.38	50.00	56.00
TAXI 4 SEATER FARE	KM/MIN	100.00	100.00	60.00	100.00	100.00	100.00	50.00
BUS FARE MIN (WITHIN CITY)	TICKET	10.00	0.00	15.00	0.00	11.00	0.00	0.00
BUS FARE MAX (WITHIN CIT	TICKET	15.00	0.00	30.00	0.00	23.00	0.00	0.00
BUS FARE OUTSIDE CITY	P/KM.	0.93	0.93	0.93	0.93	0.93	0.93	0.93
A/C BUS FARE OUTSIDE CITY	P/KM.	1.45	1.11	1.74	1.56	1.40	1.40	1.40
MINIBUS FARE MIN.WITH IN CITY	TICKET	10.00	0.00	0.00	0.00	11.00	0.00	0.00
MINIBUS FARE MAX.WITH IN CITY	TICKET	10.00	0.00	0.00	0.00	24.00	0.00	0.00
SUZUKI FARE MIN.WITH IN CITY	TICKET	0.00	15.00	15.00	15.00	11.00	0.00	8.00
SUZUKI FARE MAXIMUM W.IN CITY	TICKET	0.00	20.00	27.50	20.00	23.00	0.00	8.00

Contd.

7.11 Intercity Consumer Prices July, 2015

Description	Unit	Wazira- bad	Sialkot	Faisal-abad	Jhang	Multan	Muzaffar- garh	D.G. Khan
AIR FARE ECONOMY CLASS.	P/KM.	0.00	0.00	19.26	0.00	19.26	0.00	0.00
POSTAL ENVELOPE DOMESTIC	EACH	8.00	8.00	8.00	8.00	8.00	8.00	8.00
ENVELOPE FOR SAUDI ARABIA	EACH	50.00	50.00	50.00	50.00	50.00	50.00	50.00
POSTAL REGISTRATION CHARGES	EACH	28.00	28.00	28.00	28.00	28.00	28.00	28.00
U.M.S. REG CHARGES MIN.	EACH	59.00	59.00	58.00	58.00	59.00	59.00	59.00
T.C.S. CH. MIN.WITH IN ZONE	EACH	110.00	110.00	150.00	150.00	150.00	150.00	150.00
TELEPHONE CHARGES LOCAL CALL	P/CALL	3.94	3.94	3.94	3.94	3.94	3.94	3.94
TEL CHARGES OUT SIDE CITY	P/CALL	3.94	3.94	3.94	3.94	3.94	3.94	3.94
INTERNET CHARGES	P/HOUR	20.00	25.00	22.50	50.00	20.00	22.50	20.00
MOBILE CELL CHARGES	P/UNIT	3.00	3.06	3.00	3.00	3.00	4.00	3.00
FAX CHARGES (LOCAL)	P/PAGE	30.00	10.00	12.50	30.00	10.00	15.00	15.00
TELEPHONE SET AV. QLTY	EACH	475.00	300.00	475.00	900.00	775.00	475.00	900.00
MOBILE SET NOKIA/SONY/ERICSON/SAMSUNG WITHOUT CAMERA	EACH	4250.00	2600.00	2200.00	2975.00	3250.00	3250.00	2600.00
T.V. 20" COLORED WEGA H-A21.	EACH	18500.00	20000.00	24500.00	16500.00	23500.00	23500.00	23500.00
T.V 20" COLOR CHINA/KORIA)	EACH	7000.00	13500.00	16350.00	11900.00	14500.00	15000.00	14900.00
V.C.P. PANASONIC/LG/NAT	EACH	0.00	5450.00	5750.00	0.00	5000.00	0.00	5000.00
DVD/VCD PLAYER PANASONIC/LG	EACH	4100.00	4500.00	4000.00	4000.00	4500.00	4200.00	4000.00
RADIO WITH C.PLAYER NATIONAL	EACH	2500.00	2250.00	2175.00	1650.00	3333.33	0.00	3000.00
PERSONNEL COMPUTER (BRANDED)	EACH	37500.00	35000.00	38820.00	45000.00	48200.00	48200.00	35000.00
VID. CASSETTE BLK. TDK/SONY	EACH	0.00	100.00	150.00	0.00	180.00	170.00	150.00
COM. C.D. (TDK/IMATION)	EACH	35.00	42.50	67.50	40.00	60.00	60.00	60.00
TAPE RECORDER CASSETTE BLANK	EACH	35.00	30.00	65.00	60.00	50.00	42.50	40.00
VIDEO GAME SEGA 16 BYTE	EACH	0.00	1250.00	1500.00	1150.00	1300.00	0.00	1600.00
CINEMA A/C. HIGH CLASS	TICKET	0.00	40.00	150.00	0.00	150.00	0.00	0.00
CINEMA NON-A/C HIGH CLASS	TICKET	0.00	40.00	100.00	50.00	80.00	40.00	35.00
CABLE CHARGES	PER MONT	300.00	250.00	300.00	300.00	300.00	275.00	350.00
TV.LICENCE FEE DOMESTIC	YEARLY	420.00	420.00	420.00	420.00	420.00	420.00	420.00
ENGLISH BOOK CLASS V1	EACH	78.00	78.00	78.00	78.00	78.00	78.00	78.00
ENGLISH BOOK CLASS IX OR X	EACH	130.00	130.00	130.00	130.00	130.00	130.00	130.00
ENG. BOOK IST.YR COMPLETE SET	EACH	84.00	84.00	84.00	84.00	84.00	84.00	84.00
ENGLISH BOOK BA/B.SC	EACH	178.00	178.00	178.00	178.00	178.00	178.00	178.00
URDU BOOK CLASS V (T.B.BORD)	EACH	71.00	71.00	71.00	71.00	71.00	71.00	71.00
URDU BOOK CLASS IX(X(T.B.B)	EACH	137.00	137.00	137.00	137.00	137.00	137.00	137.00
URDU BOOK IST.YEAR/INTER	EACH	53.00	53.00	53.00	53.00	53.00	53.00	53.00
URDU BOOK BA/B.SC	EACH	140.00	140.00	140.00	140.00	140.00	140.00	140.00
MATHS BOOK CALSS V (T.B.B)	EACH	84.00	84.00	84.00	84.00	84.00	84.00	84.00
MATHS BOOK CLASS IX OR X	EACH	270.00	270.00	270.00	270.00	270.00	270.00	270.00
MATHS BOOK IST.YEAR (T.B.B)	EACH	156.00	156.00	156.00	156.00	156.00	156.00	156.00
PAKISTAN STUDIES BOOK BA/B.SC	EACH	125.00	125.00	125.00	125.00	125.00	125.00	125.00
DAILY "DAWN"	P/COPY	19.00	19.00	19.00	19.00	19.00	19.00	19.00
DAILY "JANG"	P/COPY	12.00	12.00	12.00	12.00	12.00	12.00	12.00
DAILY "NAWA-E-WAQT"	P/COPY	12.00	12.00	12.00	12.00	12.00	12.00	12.00
WEEKLY "AKHBAR-E-JAHAN"	P/COPY	55.00	55.00	55.00	55.00	55.00	55.00	55.00
WEEKLY "MAG"	P/COPY	45.00	45.00	45.00	45.00	45.00	45.00	45.00
MONTHLY "NAUNEHAL DIGEST"	P/COPY	35.00	35.00	35.00	35.00	35.00	35.00	35.00
PAPER FOOLSCAPE (27"x17")	QUIRE	30.00	30.00	45.00	55.00	37.50	32.50	27.50
EXERCISE.BOOK LINED 80/100 PGS	EACH	40.00	80.00	57.50	60.00	32.50	27.50	27.50
PENCILGOLDFISH/DEER	EACH	7.00	7.00	6.00	6.00	6.50	6.00	6.00
PEN INK DOLLOR 57 ML BOTTLE	EACH	20.00	25.00	20.00	20.00	20.00	20.00	20.00
PHOTOSTATE PAPER 70 GM	PRT	360.00	275.00	345.00	330.00	267.50	330.00	360.00
BALL PEN (local)	EACH	5.00	5.00	5.00	6.00	5.50	6.00	6.00
FOUNTAIN PEN HERO/WINGS/CHINA	EACH	40.00	40.00	50.00	50.00	45.00	45.00	35.00
PRIVATE SCHOOL FEE ENGLISH MED. AVG. STAN.(CLASS I)	P/ MONTH	1100.00	900.00	1800.00	1400.00	2016.67	766.67	1300.00
PRIVATE SCHOOL FEE ENGLISH MED. AVG. STAN. (CLASS V)	P/ MONTH	1300.00	1000.00	2000.00	1400.00	2250.00	833.33	1350.00
PRIVATE SCHOOL FEE ENGLISH MED. AVG. STAN. (CLASS VI)	P/ MONTH	1500.00	1000.00	2000.00	1550.00	2416.67	966.67	1400.00
PRIVATE SCHOOL FEE ENGLISH MED. AVG. STAN. (CLASS X)	P/ MONTH	1700.00	1200.00	2200.00	1650.00	2683.33	1400.00	2250.00
PRIVATE MEDICLE COLLEGE FEE MBBS (IST YEAR)	P/ MONTH	0.00	0.00	25000.00	0.00	48750.00	0.00	0.00
PRIVATE ENGINEERING COLLEGE FEE (ISTR YEAR)	P/ MONTH	0.00	0.00	3200.00	0.00	0.00	0.00	0.00
GOVT. COLLEGE FEE IST. YEAR	MONTH	50.00	50.00	50.00	50.00	50.00	50.00	50.00
GOVT. COLLEGE FEE 4TH. YEAR	MONTH	60.00	60.00	60.00	60.00	60.00	60.00	60.00
GOVT. UNIVERSITY FEE MSC.	MONTH	77.50	0.00	70.00	115.00	217.00	217.00	330.00
GOVT. MED. COLLEGE FEE MBBS	MONTH	873.00	0.00	1250.00	0.00	1250.00	873.00	1250.00
GOVT. ENGG. COLL. FEE I YEAR	MONTH	1558.00	0.00	3200.00	0.00	1666.67	500.00	0.00

Contd.

7.11 Intercity Consumer Prices July, 2015

Description	Unit	Wazira- bad	Sialkot	Faisal-abad	Jhang	Multan	Muzaffar- garh	D.G. Khan
COACHING FEE FOR CLASS IX/X	P/ MONTH	500.00	550.00	1200.00	1200.00	800.00	500.00	500.00
COACHING CHARGES FOR CLASS IST YEAR/INTER (SCIENCE)	P/ MONTH	1000.00	1900.00	1700.00	1800.00	1200.00	900.00	1500.00
COACHING CHARGES FOR CLASS IST YEAR/INTER (COMMERCE)	P/ MONTH	1000.00	2400.00	1375.00	1800.00	1133.33	900.00	1000.00
I.T. TUITION FEES	P/ MONTH	3900.00	0.00	1550.00	1000.00	1133.00	0.00	2000.00
MBA TUITION FEES	P/ MONTH	2000.00	0.00	15000.00	0.00	6666.67	0.00	2000.00
BREAD TANDOORI ST. SIZE	EACH	6.00	7.00	6.00	6.00	6.00	6.00	5.00
COOKED MUTTON (AV. HOTEL)	PLATE	120.00	125.00	135.00	150.00	105.00	125.00	95.00
COOKED BEEF (AV. HOTEL)	PLATE	60.00	62.50	72.50	90.00	80.00	80.00	65.00
COOKED DAL (AV. HOTEL)	PLATE	35.00	32.50	42.50	60.00	40.00	45.00	35.00
CHICKEN BIRYANI FULL/DOUBLE	PLATE	120.00	130.00	120.00	200.00	131.67	100.00	85.00
TEA PREPARED (ORDINARY)	CUP	20.00	17.50	20.00	15.00	20.00	17.50	20.00
HAIRCUT CHARGES FOR MEN	P/CUT	60.00	60.00	62.50	55.00	58.33	47.50	50.00
BEAUTY PORL HAIR STYL CHARGE	P/STY.	300.00	187.50	212.50	120.00	225.00	190.00	175.00
SHAVING CHARGES	PER SHV	40.00	40.00	32.50	30.00	30.00	27.50	35.00
LIPSTICK S.MISS/MEDORA	EACH	110.00	90.00	110.00	110.00	120.00	120.00	110.00
NAIL POLISH S.MISS/MEDORA	EACH	60.00	52.50	105.00	115.00	100.00	100.00	55.00
PERFUME MED.SIZE MEDORA/BROACH	EACH	120.00	180.00	200.00	200.00	120.00	120.00	180.00
HAIR-OIL AMLA/CHAMBELI	BOTTLE	110.00	100.00	120.00	110.00	120.00	120.00	110.00
TOILET SOAP LUX 95 GRAMS	EACH	34.70	34.70	34.70	34.70	34.70	34.70	34.70
TOILET SOAP LIFEBOUY 140 GRM	EACH	37.00	37.00	37.00	37.00	37.00	37.00	37.00
TOILET SOAP SAFEGUARD BATH SIZE	EACH	50.00	46.00	48.00	48.00	46.00	46.00	46.00
TOOTHPASTE MACKLINES 70 GRM	EACH	50.00	50.00	50.00	50.00	50.00	50.00	50.00
TOOTHPAST MED SIZE CLGATE 70 GMS	EACH	60.67	60.67	60.67	60.67	60.67	60.67	60.67
TOOTHBRUSH SHEILD A/PLAUQUE	EACH	45.00	40.00	60.00	60.00	30.00	25.00	35.00
TOOTHPOWDER DENTONIC 90 GRM	EACH	25.00	25.00	28.00	30.00	28.00	28.00	28.00
HAIR-COLOUR BEGIN (6 GMS)	EACH	100.00	100.00	95.00	100.00	100.00	100.00	100.00
HAIR COLOUR (KALAKOLA)	BOTTLE	140.00	120.00	120.00	130.00	130.00	130.00	130.00
FACECREAM PONDS (MEDIUM)	EACH	110.00	105.00	110.00	110.00	110.00	110.00	110.00
TALC POWDER VICE ROAY,B.CAT	EACH	135.00	120.00	150.00	130.00	145.00	145.00	135.00
BLADE TREET ORDINARY 10'S	PKT.	40.00	32.50	30.00	30.00	29.67	30.00	35.00
BLADE 7-O-CLOCK STAIN. 5'S	PKT.	35.00	30.00	30.00	35.00	35.00	35.00	35.00
SHAMPOO SUNSILK/PAINTIN 100 ML	BOTTLE	110.00	110.00	110.00	110.00	110.00	110.00	110.00
BEAUTY CREAM (FAIR & LOVELY)	EACH	165.00	99.00	65.00	165.00	165.00	165.00	115.00
HAIR REMOVING CREAM (EU-CREAM)	TUBE	65.00	65.00	60.00	60.00	60.00	60.00	60.00
GEL MEDIUM SIZE	BOTTLE	60.00	65.00	95.00	60.00	100.00	100.00	130.00
DISPOSABLE RAZOR GILLET-II	EACH	40.00	40.00	37.50	45.00	35.00	35.00	40.00
SHAVING CREAM TOUCH-ME/ADM.	EACH	65.00	60.00	55.00	60.00	65.00	65.00	65.00
GOLD TEZABI 24 CT	10 GM.	38237.00	37980.00	39180.00	37199.00	37720.00	37720.00	38322.00
SILVER TEZABI 24 CT	10 GM.	566.00	542.00	580.00	565.00	540.00	540.00	531.00
ARTIFICIAL JEWELLARY SET	SET	800.00	187.50	575.00	400.00	656.25	575.00	400.00
WRIST WATCH GENTS CITIZEN (ORIGINAL) ***	EACH	2500.00	2450.00	5250.00	5000.00	2500.00	2600.00	2500.00
WRIST WATCH LADIES CITIZEN (ORIGINAL) ***	EACH	2400.00	2450.00	5250.00	5000.00	2500.00	2500.00	2500.00
WALL CLOCK QUARTZ AV.QLTY	EACH	425.00	310.00	537.50	1000.00	400.00	325.00	450.00
SUITCASE REXIN (24"x16"x6")	EACH	900.00	692.50	1150.00	900.00	775.00	725.00	1200.00
TRUNK MEDIUM SIZE ***	EACH	1500.00	1325.00	1450.00	1000.00	1191.67	1325.00	1500.00
PURSE LADIES (LEATHER) AVERAGE QUALITY	EACH	750.00	450.00	475.00	900.00	1266.67	1300.00	400.00

7.11 Intercity Consumer Prices July, 2015

Description	Unit	Vehari	Sargodha	Mianwali	Bahawal- pur	Bahawal- nagar	R.Y. Khan
WHEAT	10 KG.	300.00	315.00	320.00	311.25	313.75	317.50
WHEAT FLOUR FINE/SUPERIOR.	KG.	40.00	38.00	40.00	38.00	40.00	39.00
WHEAT FLOUR AVG. QLTY	KG.	38.00	34.00	37.00	36.00	36.50	38.00
WHEAT FLOUR BAG	10 KG.	355.00	337.50	370.00	360.00	360.00	360.00
MAIDA	KG.	47.50	50.00	52.00	45.00	50.00	50.00
SUJI	KG.	47.50	50.00	50.00	45.00	50.00	50.00
BESAN AV. QLTY.	KG.	98.75	105.00	110.00	105.00	110.00	110.00
RICE BASMATI SUP. QLTY.	KG.	125.00	95.00	120.00	135.00	107.50	130.00
RICE BASMATI 385/386	KG.	78.75	62.50	90.00	120.00	63.75	67.50
RICE BASMATI BROKEN AV.QLTY	KG.	65.00	55.00	70.00	60.00	50.00	75.00
RICE IRR1-6 (SINDH/PUNJAB)	KG.	35.00	50.00	60.00	52.50	40.00	35.00
VERMICELLI	KG.	80.00	70.00	100.00	75.00	80.00	80.00
BREAD PLAIN MEDIUM SIZE	EACH	40.00	40.00	40.00	45.00	40.00	35.00
RUSK (PAPAY)	KG.	200.00	180.00	200.00	220.00	200.00	200.00
BISCUITS-PACKED	PKT	35.00	35.00	35.00	35.00	35.00	35.00
BISCUIT-BAKERY (LOOSE)	250 GM	78.75	75.00	80.00	90.00	70.00	75.00
CORNFLAKS FAUJI 225 GM.	PKT	176.40	170.00	200.00	175.50	171.00	176.40
SAMOSA (VEGATABLE)	EACH	15.00	17.50	20.00	10.00	20.00	15.00
PASTRY AV.QLTY.	EACH	30.00	30.00	30.00	35.00	30.00	30.00
PATTIES (VEGATABLES)	EACH	15.00	30.00	30.00	20.00	25.00	25.00
NIMCO	250 GM	70.00	65.00	80.00	60.00	80.00	80.00
CHIPS	250 GM	62.50	90.00	80.00	70.00	140.00	128.00
BEEF WITH BONE AV.QLTY.	KG	250.00	275.00	280.00	290.00	260.00	250.00
MUTTON AV.QLTY.	KG	480.00	550.00	500.00	587.50	550.00	500.00
CHICKEN FARM BROILER (LIVE)	KG	250.00	160.00	170.00	172.00	165.00	186.00
FISH-RAHU MEDIUM SIZE	KG	290.00	200.00	300.00	290.00	220.00	260.00
MILK FRESH (UNBOILED)	LTR.	67.50	65.00	60.00	60.00	62.50	60.00
CURD	KG.	75.00	80.00	80.00	70.00	80.00	80.00
MILK TETRA PACK 1/2 LTR.	PKT.	60.00	60.00	60.00	60.00	60.00	60.00
LACTOGEN 400 GRAMS	PKT.	435.00	432.50	435.00	435.00	435.00	435.00
POWDER MILK NIDO 400GM.	PKT	360.00	360.00	360.00	360.00	370.00	360.00
MILK POWDER LOOSE/PACKED	KG.	472.50	525.00	450.00	475.00	550.00	500.00
BUTTER LOCAL PACKED	50 GM.	25.00	30.00	40.00	35.00	21.42	25.00
EGGS FARM	DOZ	85.00	90.00	82.00	86.00	82.50	85.00
MUSTARD OIL AV.QLTY.	KG.	155.00	170.00	180.00	160.00	151.25	160.00
COOKING OIL (DALDA)	2.5LTR	465.00	445.00	465.00	445.00	465.00	465.00
COOKING OIL (PAKWAN) OTHER BRAND SPECIFY	2.5 LTR	460.00	380.00	465.00	445.00	429.16	465.00
VEGETABLE GHEE TIN	2.5KG.	460.00	440.00	465.00	440.00	460.00	460.00
VEGETABLE GHEE (LOOSE)	KG.	175.00	134.50	115.00	140.50	135.00	142.00
DATES AV.QLTY.	KG.	200.00	145.00	200.00	190.00	200.00	160.00
PISTACHIO AV.QLTY.	50 GM.	120.00	125.00	90.00	105.00	110.00	110.00
ALMONDS WHOLE AV.QLTY.	KG.	525.00	475.00	450.00	425.00	600.00	600.00
COCONUT DRY AV.QLTY.	KG.	290.00	290.00	260.00	272.50	280.00	270.00
RAISINS AV.QLTY.	50 GM.	21.00	20.00	20.00	23.00	20.00	20.00
GROUNDNUTS (WITH SHELL)	KG.	155.00	180.00	180.00	230.00	160.00	170.00
MALTA/MOSAMBI	DOZ	0.00	0.00	0.00	0.00	0.00	0.00
KINNU	DOZ	0.00	0.00	0.00	0.00	0.00	0.00
APPLE	KG	180.00	110.00	140.00	115.00	182.50	100.00
ALOO BUKHARA	KG	182.50	130.00	140.00	335.00	200.00	180.00
POMEGRANATE (ANNAR)	KG	0.00	0.00	0.00	0.00	0.00	0.00
GRAPES	KG	0.00	190.00	200.00	210.00	200.00	175.00
BANANAS	DOZ	85.00	100.00	100.00	85.00	90.00	70.00
MANGO KALMI	KG	105.00	85.00	100.00	85.00	112.50	90.00
GUAVA	KG	0.00	0.00	0.00	0.00	0.00	0.00
WATERMELON (TURBOOZ)	KG	20.00	17.50	16.00	22.50	20.00	20.00
MUSKMELON (KHARBOOZA)	KG	50.00	40.00	30.00	45.00	40.00	40.00
SWEETMELON (GARMA)	KG	0.00	0.00	0.00	0.00	0.00	0.00
PULSE MASOOR (WHOLE)	KG.	122.50	115.00	150.00	130.00	120.00	120.00
PULSE MASOOR (WASHED)	KG.	135.00	150.00	180.00	135.00	137.75	130.00
PULSE MOONG (WASHED)	KG.	165.00	155.00	160.00	160.00	145.00	148.00
PULSE MASH (WASHED)	KG.	170.00	190.00	180.00	185.00	179.00	170.00

Contd.

7.11 Intercity Consumer Prices July, 2015

Description	Unit	Vehari	Sargodha	Mianwali	Bahawal- pur	Bahawal- nagar	R.Y. Khan
PULSE GRAM	KG.	87.50	105.00	100.00	100.00	110.00	110.00
GRAM WHOLE BLACK AV QLTY.	KG.	85.00	92.50	90.00	90.00	100.00	100.00
GRAM WHOLE YELLOW AV.QLTY	KG.	115.00	120.00	110.00	115.00	120.00	110.00
BEANS (LAL LOBIA)	KG.	170.00	135.00	140.00	150.00	160.00	140.00
POTATOES	KG	15.00	20.00	20.00	20.00	27.50	35.00
ONION	KG	40.00	37.50	35.00	40.00	45.00	32.50
TURNIP	KG	0.00	0.00	0.00	0.00	0.00	0.00
RADISH	KG	0.00	0.00	0.00	0.00	0.00	0.00
TOMATOES	KG	42.50	50.00	40.00	40.00	45.00	35.00
CABBAGE	KG	0.00	0.00	0.00	0.00	0.00	0.00
CAULIFLOWER	KG	0.00	0.00	0.00	0.00	0.00	0.00
BRINJAL	KG	32.50	15.00	20.00	32.50	40.00	40.00
PUMPKIN	KG	20.00	17.50	40.00	32.50	20.00	20.00
BOTTLEGOURD	KG	23.75	20.00	20.00	27.50	20.00	20.00
LADY FINGER	KG	33.75	45.00	60.00	32.50	30.00	60.00
PEAS	KG	0.00	0.00	0.00	0.00	0.00	0.00
SPINACH	KG	0.00	0.00	0.00	0.00	0.00	0.00
TINDA	KG	32.50	40.00	40.00	52.50	40.00	40.00
TURAI	KG	20.00	20.00	20.00	32.50	30.00	40.00
KARAILA	KG	30.00	35.00	25.00	37.50	40.00	40.00
ARVI	KG	55.00	45.00	60.00	55.00	70.00	50.00
CHILLIES GREEN	KG	35.00	45.00	40.00	47.50	40.00	50.00
CARROT	KG	0.00	0.00	0.00	0.00	0.00	0.00
COCUMBER (KHEERA)	KG	30.00	45.00	30.00	72.50	30.00	50.00
LEMON	250GM	30.00	27.50	30.00	27.50	30.00	30.00
SUGAR REFINED	KG.	61.25	65.00	66.00	65.00	65.00	64.00
GUR AV.QLTY	KG.	85.00	85.00	100.00	87.50	100.00	87.50
HONEY LANGANESE 500 GM.	BOTTLE	892.50	875.00	880.00	850.00	850.00	780.00
MILO 200 GM.	BOTTLE	250.00	200.00	240.00	220.00	220.00	190.00
CUSTARD POWDER RAFHAN 300 GM.	PKT	75.00	75.00	75.00	75.00	75.00	75.00
TOFFEE (HILAL)	EACH	2.00	2.00	1.00	1.00	2.00	2.00
CHOWKELATE CANDY (SMALL SIZE)	EACH	5.00	5.00	5.00	5.00	5.00	5.00
SWEETMEAT (MIXED)	KG	280.00	270.00	300.00	335.00	280.00	330.00
ICE CREAM WALLS	CUP.	40.00	40.00	40.00	40.00	40.00	40.00
ICE	KG	5.50	10.00	5.00	7.50	10.00	8.00
JAM AHMED/MITCHELLES	BOTTLE	135.00	135.00	140.00	140.00	140.00	140.00
SQUASH-MITCHELLES	BOTTLE	150.00	150.00	160.00	160.00	150.00	150.00
ROOH AFZA	BOTTLE	150.00	160.00	160.00	150.00	150.00	150.00
JAM-E-SHIREEN	BOTTLE	160.00	165.00	160.00	160.00	160.00	160.00
SAUNF	50 GM	19.00	15.00	20.00	22.00	20.00	15.00
CINAMON LOOSE AV. QLTY	50 GM.	20.00	30.00	20.00	20.00	30.00	25.00
CUMINSEED WHITE NATIONAL	50 GM.	52.00	52.00	52.00	52.00	54.00	54.00
PEPPER BLACK NATIONAL	50 GM.	96.00	96.00	100.00	96.00	96.00	96.00
CLOVES LOOSE AV.QLTY	50 GM.	95.00	135.00	94.75	105.00	100.00	90.00
CARDAMOM LARGE LOOSE AV.QLTY	50 GM.	165.00	150.00	120.00	137.50	175.00	175.00
CARDAMOM SMALL AV.QLTY	50 GM.	110.00	125.00	120.00	115.00	100.00	95.00
SALT-POWDERED (LAHORI) LOOSE	KG.	11.00	9.00	10.00	12.00	10.00	10.00
SALT POWDERED (NATIONAL/SHAN)	PKT	25.00	25.00	25.00	25.00	25.00	25.00
CHILLIES POWD.NATIONAL 200GM	PKT	105.00	105.00	105.00	105.00	105.00	105.00
CHILLIES POWDER LOOS	KG.	210.00	265.00	320.00	210.00	240.00	280.00
CORRIANDER SEED POWD.NATIONAL	PKT	78.00	78.00	104.00	104.00	78.00	78.00
CORRIANDER SEED (LOOSE)	KG.	265.00	275.00	320.00	312.50	240.00	280.00
TURMERIC POWD.NATIONAL 50GM	PKT.	35.00	35.00	35.00	35.00	35.00	35.00
CURRY POWD. NATIONAL 200 GM	PKT.	87.00	87.00	87.00	87.00	87.00	87.00
TOMATO KETCHUP AHMED/MITCHL	BOTTLE	95.00	95.00	80.00	70.00	120.00	120.00
PICKLES AHMED/MITCHELLES	BOTTLE	130.00	110.00	100.00	105.00	120.00	120.00
VINEGAR SYNTHETIC (SIRKA)	BOTTLE	85.00	50.00	70.00	50.00	90.00	85.00
GARLIC	KG	130.00	145.00	110.00	140.00	150.00	140.00
GINGER	KG	235.00	190.00	220.00	262.50	210.00	190.00
TAPAL DANEDAR TEA 200GM PACKET	PKT	143.50	136.84	126.32	147.36	136.84	136.84

Contd.

7.11 Intercity Consumer Prices July, 2015

Description	Unit	Vehari	Sargodha	Mianwali	Bahawal- pur	Bahawal- nagar	R.Y. Khan
TEA LIPTON YELLOW LABEL 200GM.	PKT.	149.47	157.89	142.00	157.89	157.89	156.00
TEA LOOSE KENYA AV.QLTY 250GM.	PKT.	140.00	160.00	150.00	147.50	135.00	127.50
COFFEE-NESCAFE 75 GM. **	BOTTLE	350.00	360.00	320.00	360.00	360.00	360.00
COLD DRINK (STANDARD SIZ)	BOTTLE	22.00	25.00	25.00	22.00	25.00	25.00
FRUIT JUICE TETRA PACK	PKT.	20.00	22.50	20.00	15.00	20.00	15.00
MINERAL WATER NESTLE 1.5 LTR	BOTTLE	50.00	50.00	50.00	47.00	50.00	50.00
CIGARETTES K-2 10'S **	PKT	55.00	60.00	47.00	52.00	55.00	55.00
CIGARETTES CAPSTAN 10'S **	PKT	60.00	60.00	60.00	57.00	46.50	60.00
CIGARETTES GOLD LEAF 20'S	PKT	110.00	115.00	115.00	110.00	120.00	115.00
CIGARETTES MORVEN GOLD 20'S	PKT	60.00	60.00	60.00	57.00	60.00	60.00
BETEL LEAVES	50GM.	65.00	75.00	75.00	105.00	50.00	70.00
BETEL NUTS	KG.	340.00	290.00	290.00	355.00	300.00	300.00
LONG CLOTH 57" GUL AHMED/AL-KARAM	METER	170.00	235.00	200.00	180.00	270.00	270.00
SHIRTING AV.QLTY.	METER	155.00	140.00	150.00	115.00	200.00	200.00
PANT CLOTH W & WEAR AV.QLTY	METER	430.00	450.00	400.00	525.00	550.00	500.00
LAWN PRINTED GUL AHMED/AL-KARAM	METER	185.00	360.00	200.00	366.00	360.00	360.00
GEORGETTE AV.QLTY	METER	145.00	162.50	105.00	110.00	240.00	225.00
LINEN AV.QLTY ***	METER	160.00	135.00	140.00	125.00	240.00	240.00
HEAVY WT SUITING LAWERNCPUR AVG QLTY	METER	1200.00	950.00	950.00	1500.00	1500.00	1300.00
HEAVY WT SUITING LAWERNCPUR SUP QLTY	METER	1950.00	1350.00	1200.00	2100.00	2000.00	1600.00
TROPICAL SUITING LAW.PUR	METER	1000.00	1100.00	950.00	1350.00	1400.00	1100.00
PANT BOY 24"/26" LENGTH.	EACH	625.00	425.00	350.00	462.50	550.00	500.00
SHIRT BOY 24"/26" LENGTH	EACH	275.00	300.00	275.00	387.50	490.00	490.00
SCHOOL UNI. PANT,SHIRT BOYS	SUIT	412.50	475.00	600.00	725.00	900.00	925.00
SCHOOL UNI. KAMEEZ,SHAL.BOYS	SUIT	412.50	550.00	600.00	725.00	900.00	700.00
SCHOOL UNI. KAMEEZ,SHAL.GIRL	SUIT	412.50	550.00	650.00	687.50	900.00	800.00
FROCK W/WEAR GIRLS	EACH	775.00	925.00	1000.00	2350.00	1500.00	995.00
AWAMI-SUIT W & W(BOY) 24"/26	SUIT	800.00	750.00	1400.00	775.00	1562.50	1200.00
AWAMI-SUIT W&W (GENTS)AV.QLTY	SUIT	1150.00	1800.00	1400.00	1150.00	1800.00	1585.00
PULLOVER GENTS OXFORD/BON.	EACH	3275.00	3200.00	2300.00	2890.00	2880.00	2980.00
PULLOVER LADIES OXFORD/BON.	EACH	3275.00	2100.00	2300.00	2500.00	2795.00	2795.00
PULLOVER (GENTS) OTHERS A.QTY	EACH	575.00	875.00	800.00	950.00	1400.00	800.00
SECOND-HAND COAT FOR MEN	EACH	200.00	250.00	420.00	1150.00	650.00	425.00
SECONDHAND SWEETER FOR MEN DUP QLTY	EACH	95.00	250.00	150.00	425.00	350.00	175.00
SECONDHAND WINTER JACKET	EACH	212.50	350.00	300.00	650.00	500.00	325.00
UNDERWEAR AV.QLTY MEDIUM SIZE	EACH	87.50	120.00	150.00	110.00	225.00	225.00
VEST FOR MEN AV.QLTY.	EACH	115.00	110.00	170.00	187.50	220.00	230.00
VEST/SHAMEEZ (WOMEN) AVG. QLTY	EACH	95.00	100.00	150.00	175.00	200.00	175.00
SOCKS NYLON (PAKISTANI)	PAIR	77.50	110.00	100.00	115.00	120.00	125.00
BRASSIER AV.QLTY.	EACH	95.00	110.00	200.00	160.00	230.00	210.00
BRASSIER SUP QLTY	EACH	225.00	425.00	600.00	387.50	595.00	650.00
DOPATTA GEORGETTE AV.QLTY.	EACH	325.00	260.00	200.00	337.50	450.00	412.50
DOPATTA COTTON AV GLTY	EACH	205.00	250.00	180.00	337.50	400.00	250.00
CHADDAR (W/WEAR) (2x2.5 MTR)	EACH	375.00	350.00	300.00	425.00	650.00	450.00
LUNGI/DHOTI(COTTON) AVG. QLTY	EACH	287.50	275.00	295.00	287.50	400.00	300.00
HANDKERCHIEF AVG. QLTY PAK	EACH	40.00	35.00	50.00	32.50	60.00	35.00
HANDKERCHIEF SUP. QLTY PAK	EACH	60.00	65.00	60.00	85.00	70.00	60.00
GLOVES AV QLTY	PAIR	72.50	100.00	115.00	115.00	150.00	175.00
AZARBAND COTTON AVG. QLTY	EACH	15.00	17.50	15.00	13.50	15.00	15.00
SEWING THREAD/REEL(ASLI PARI)	EACH	12.00	6.50	6.00	5.00	6.00	6.00
WASHING CHARGES PAINT & SHIRT	SUIT	100.00	135.00	150.00	125.00	70.00	70.00
DRY CLEANING SUIT COAT PANT	SUIT	325.00	325.00	392.50	487.50	350.00	400.00
WASHING CH. (KAMIZ-SHALWAR)	PAIR	80.00	80.00	70.00	95.00	60.00	60.00
TAILORING SHIRT	EACH	375.00	375.00	300.00	425.00	300.00	400.00
TAILORING CHARGES PANT (MEN)	EACH	512.50	750.00	500.00	550.00	500.00	450.00
TAILORING COAT-PANT SUIT	SUIT	3650.00	3500.00	3050.00	5250.00	4000.00	4000.00
TAILORING AWAMI-SUIT (MALE)	SUIT	425.00	550.00	500.00	550.00	500.00	650.00
TAILORING SUIT FEMALE	SUIT	387.50	550.00	300.00	500.00	400.00	500.00
GENTS SHOES PAUL BATA	PAIR	1199.00	1199.00	1199.00	1199.00	1199.00	1199.00
GENTS SANDAL BATA	PAIR	699.00	699.00	699.00	699.00	699.00	699.00

Contd.

7.11 Intercity Consumer Prices July, 2015

Description	Unit	Vehari	Sargodha	Mianwali	Bahawal- pur	Bahawal- nagar	R.Y. Khan
GENTS SPOUNG CHAPPAL BATA	PAIR	179.00	179.00	179.00	179.00	179.00	179.00
LADIES SANDAL BATA	PAIR	499.00	499.00	499.00	499.00	499.00	499.00
LADIES SPOUNG CHAPPAL BATA	PAIR	179.00	179.00	179.00	179.00	179.00	179.00
CHILD SHOE POWER LITE BATA	PAIR	599.00	599.00	599.00	599.00	599.00	599.00
GENTS SHOE, ART 1109 SERVICE	PAIR	999.00	999.00	999.00	999.00	999.00	999.00
NYLON JOGGER 27 SIZE 2-5 ***	PAIR	1299.00	1299.00	1299.00	1299.00	1299.00	1299.00
CHINA FOOT WEAR AV. QLTY (MALE) *	PAIR	675.00	550.00	400.00	1150.00	500.00	500.00
CHINA FOOT WEAR AV. QLTY (FEMALE) *	PAIR	375.00	550.00	400.00	1150.00	400.00	400.00
CHINA FOOT WEAR AV. QLTY (CHILDREN) *	PAIR	262.50	400.00	400.00	875.00	400.00	400.00
SHOE REPAIR HALF SOLE	PAIR	55.00	150.00	80.00	110.00	100.00	100.00
SHOES POLISH CHARGES AVERAGE SHOP	PAIR	20.00	20.00	15.00	20.00	20.00	25.00
HOUSE RENT (combined)	MONTH	4711.00	6423.00	3825.00	7301.00	4364.00	4027.00
rent 2	pm	4711.00	6423.00	3825.00	7301.00	4364.00	4027.00
RENT3	PM	4711.00	6423.00	3825.00	7301.00	4364.00	4027.00
RENT4	PM	4711.00	6423.00	3825.00	7301.00	4364.00	4027.00
RENT5	PM	4711.00	6423.00	3825.00	7301.00	4364.00	4027.00
RENT6	PM	4711.00	6423.00	3825.00	7301.00	4364.00	4027.00
SYNTHETIC ENEMAL ROBIALAC BALTI 3.64 LTR.	EACH	2174.00	1947.74	1700.00	2174.00	2174.00	2174.00
SYNTHETIC ENEMAL ICI BALTI 3.64 LTR.	EACH	2165.00	1938.84	1975.00	2077.00	2170.00	2165.00
CEMENT (LOCAL) SPECIFY BRAND NAME	BAG	497.50	495.00	500.00	505.00	495.00	490.00
BRICKS (NEW) IST CLASS	P/1000	5175.00	7200.00	4900.00	4900.00	4550.00	5500.00
CEMENT BLOCKS (6"x8"x12")	P/100	0.00	0.00	0.00	0.00	0.00	0.00
BAJREE	100CFT	4900.00	3450.00	2500.00	5500.00	5500.00	6000.00
SAND (BLACK PIT SAND)	K100CFT	1500.00	1500.00	2500.00	2200.00	2000.00	1600.00
TIMBER SHESHAM LOG IST QUALITY	cubmt.	42377.00	63566.00	44000.00	45909.50	56496.00	56494.00
IRON BAR (M.S. BAR) 1/2"	P/TON	83000.00	72500.00	74500.00	80250.00	71500.00	70000.00
CARPANTER WAGE RATE	P/DAY	575.00	800.00	900.00	625.00	700.00	700.00
MASON (RAJ) WAGE RATE	P/DAY	650.00	800.00	900.00	725.00	700.00	700.00
UNSKILLED LABOUR WAGE RATE	P/DAY	350.00	500.00	450.00	425.00	400.00	400.00
PLUMBER WAGE RSTE	P/DAY	575.00	800.00	900.00	650.00	700.00	700.00
ELECTICIAN WAGE RATE PER DAY **	P/DAY	575.00	700.00	900.00	0.00	600.00	0.00
ELECTICIAN WAGE RATE PER POINT **	P/PNT	70.00	110.00	100.00	95.00	100.00	100.00
WATER CHARGES PER HOUSE	P/MONTH	50.00	25.00	65.00	60.00	50.00	50.00
ELECT.CHARGES UPTO 50 UNITS	P/UNIT	2.00	2.00	2.00	2.00	2.00	2.00
ELECT.CHARGES 01 - 100 UNIT	P/UNIT	6.18	6.18	6.18	6.18	6.18	6.18
ELECT.CHARGES 101 - 300 UNIT	P/UNIT	9.44	9.44	9.44	9.44	9.44	9.44
ELECT.CHARGES 301 - 1000 UNIT	P/UNIT	16.02	16.02	16.02	16.02	16.02	16.02
ELECT.CHARGES ABOVE 1000 UNIT	P/UNIT	18.09	18.09	18.09	18.09	18.09	18.09
ELEC	PM	10.35	10.35	10.35	10.35	10.35	10.35
GAS CHRg upto 3.3719 MMBUT	MMBTU	0.00	124.18	0.00	124.18	0.00	124.18
GAS CHRg 3.3719 - 6.7438 MMBUT	MMBTU	0.00	248.37	0.00	248.37	0.00	248.37
GAS CHRg 6.7438 - 10.1157 MMBUT	MMBTU	0.00	248.37	0.00	248.37	0.00	248.37
GAS CHRg10.1157 - 13.4876 MMBUT	MMBTU	0.00	620.91	0.00	620.91	0.00	620.91
GAS	PM	0.00	620.91	0.00	620.91	0.00	620.91
GAS	PM	0.00	372.55	0.00	372.55	0.00	372.55
KEROSENE OIL	LTR	90.00	85.00	100.00	88.00	102.50	90.00
FIREWOOD WHOLE	40 KG.	465.00	475.00	350.00	620.00	600.00	500.00
CHAIR SHESHAM WOOD WITH ARMS **	EACH	1900.00	2350.00	1800.00	2900.00	2500.00	1400.00
CHAIR PLASTIC (CHAIRMAN) AVERAGE QUALITY	EACH	650.00	900.00	800.00	1250.00	850.00	850.00
TABLE SHESHAM WOOD (4X2X5") ***	EACH	3100.00	3750.00	3600.00	7800.00	10000.00	6000.00
SOFASET WOODEN WITH FOAM SEAT **	SET	14500.00	18000.00	15000.00	27500.00	18000.00	20000.00
COT IRON (WITH NIWAR)AV.QLTY.	EACH	1450.00	1900.00	2000.00	3900.00	2300.00	2500.00
ALMIRAH (STEEL) 6'X3' 20 GUAGE	EACH	12000.00	11000.00	8500.00	14500.00	12000.00	8000.00
DINNING TABLE 6 CHAIRS A.QLTY	SET	23000.00	23500.00	12000.00	29500.00	25000.00	30000.00
SINGLE BED WITHOUT FOAM MED.	EACH	5025.00	5500.00	4000.00	9250.00	7000.00	6500.00
MATRESS SINGLE(4"THICK)	EACH	5150.00	5000.00	4500.00	5700.00	5700.00	5700.00
FARSHI DARI 12'X9' AV.QLTY	EACH	1175.00	1350.00	1500.00	1950.00	1500.00	1300.00
DARI COTTON (6'x2 1/2') AV.QL	EACH	325.00	550.00	725.00	1550.00	1200.00	450.00
CARPET PLAIN AV. QLTY	SQFT.	29.00	37.50	55.00	27.50	42.00	35.00
QUILT (LIHAF) 3 KG. COTTON	EACH	775.00	1400.00	1000.00	1350.00	1200.00	750.00

Contd.

7.11 Intercity Consumer Prices July, 2015

Description	Unit	Vehari	Sargodha	Mianwali	Bahawal- pur	Bahawal- nagar	R.Y. Khan
BLANKET (90" x 54")	EACH	4250.00	4500.00	3200.00	4900.00	4400.00	4000.00
BEDSHEET SINGLE BED SUP.QLTY	EACH	625.00	700.00	500.00	1350.00	800.00	500.00
BED SHEET DOUBLE WITH TWO PILLOW COVERS SUP QLTY	SET	1225.00	1350.00	850.00	2150.00	2500.00	1800.00
TOWEL(3'x2') AV. QALTY	EACH	275.00	190.00	280.00	187.50	450.00	300.00
CEILING FAN 48" SUPER QLTY **	EACH	3095.00	3500.00	3350.00	2600.00	3295.00	3000.00
PEDESTAL FAN 22" SUPER QLTY	EACH	4750.00	4000.00	3500.00	4000.00	4850.00	4200.00
REFG. DAWLENCE 10 CFT. D.DOOR	EACH	30400.00	33000.00	28500.00	30500.00	32000.00	30500.00
D-FREEZER WAVES 8 CFT.	EACH	30300.00	29750.00	25000.00	31000.00	30500.00	31000.00
AIRCONDITIONER 1.5 TON PEL	EACH	35000.00	35000.00	41000.00	38500.00	38500.00	41000.00
SPLIT AIR CONDITIONER 1.5 TON (SPECIFY BRAND NAME)	EACH	43375.00	43000.00	41000.00	46000.00	50500.00	43000.00
AIRCOOLER SUPER ASIA	EACH	14700.00	13500.00	10000.00	14600.00	16000.00	11375.00
WASHING MACHINE SINGER	EACH	15600.00	15900.00	15000.00	15700.00	15600.00	14700.00
SEWING MACHINE(SINGER)	EACH	6210.00	5810.00	5210.00	5895.00	6260.00	6260.00
GIZER LARGE SIZE 30 GALLON CAPACITY SUP QLTY	EACH	22900.00	19000.00	12500.00	16400.00	16500.00	20900.00
GAS BURNER DOUBLE SPFY.BRAND	EACH	1250.00	1800.00	1550.00	1750.00	2200.00	1500.00
ELECT. IRON PHILIPS MDL.1120	EACH	1500.00	2500.00	1600.00	1400.00	2100.00	2100.00
ELECTRIC JUICER FOR APPLE	EACH	8250.00	4250.00	6375.00	4800.00	6000.00	4500.00
S.STEEL DEGHCHI MEDIUM SIZE ***	EACH	737.50	475.00	525.00	1150.00	570.00	570.00
ALUMINIUM COOKING PAN (DEGCHI) MED SIZE	EACH	565.00	475.00	500.00	1050.00	1500.00	1500.00
NON STICK COOKING PAN (DEGCHI) SUP. QLTY	EACH	777.50	725.00	800.00	2000.00	1450.00	1450.00
FRYING PAN STEEL AVG. QLTY MED. SIZE	EACH	265.00	225.00	350.00	700.00	570.00	570.00
TAWA IORN (MEDIUM SIZE) AVG. QLTY	EACH	235.00	237.50	350.00	325.00	360.00	235.00
S.STEEL PLATE A.QLTY.(M.SIZE)	EACH	72.50	65.00	90.00	95.00	75.00	75.00
TABLE SPOON S.STEEL SUP.QLTY.	DOZEN	410.00	475.00	300.00	587.50	450.00	360.00
WATER SET JUG+6 GLASSES (OMROC)	SET	520.00	800.00	600.00	675.00	450.00	456.00
TEA SET PAK. CHINAWARE 21 PCS.	SET	2100.00	1900.00	1500.00	2300.00	2000.00	2000.00
DINNER SET PLASTIC 72 PIECES SUPERIOR QLTY	SET	5500.00	5250.00	4500.00	7250.00	7800.00	7800.00
HOTPOT SET PLASTIC 3 PCS.	SET	1500.00	1350.00	1200.00	2050.00	1250.00	1250.00
BUCKET(BALTI) PLASTIC MED.SIZ	EACH	312.50	375.00	300.00	462.50	370.00	220.00
LOTA PLASTIC (MED SIZE) AVERAGE QUALITY	EACH	52.50	50.00	70.00	55.00	80.00	50.00
PRESURE COOKER 4 LTR.	EACH	1650.00	1300.00	1225.00	2100.00	1580.00	1580.00
WATER COOLER 9/10 LTR.PLASTIC ***	EACH	575.00	675.00	800.00	925.00	600.00	480.00
THERMOS STARVAC 1 LTR	EACH	462.50	450.00	400.00	600.00	450.00	350.00
BULB PHILIPS 100-WATTS	EACH	32.50	27.50	25.00	30.00	30.00	30.00
TUBE LIGHT PHILIPS 40 WATTS	EACH	99.00	100.00	100.00	100.00	100.00	100.00
ELECTRIC BLUBS "0" WATTE LOCAL	EACH	20.00	20.00	20.00	20.00	25.00	25.00
ELECTRIC BLUB ENERGY SAVER 14 WATTS	EACH	180.00	165.00	150.00	175.00	180.00	175.00
WASHING SOAP 250 GMS SPECIFY BRAND NAME	EACH	40.00	40.00	35.00	40.00	40.00	40.00
SURF EXCEL 400 GMS POLY BAG	EACH	110.00	125.00	125.00	110.00	110.00	110.00
WASHING POWDER 1000 GRM	EACH	185.00	185.00	185.00	185.00	185.00	185.00
WASHING POWDER (WHEEL/ BONUS) 100 GRAMS	EACH	90.00	95.00	95.00	95.00	95.00	90.00
CLEANSER POWDER VIM 1000 GM	PKT.	77.78	77.78	72.22	77.78	72.22	72.22
FINIS 500 ML	BOTTLE	170.00	225.00	155.00	237.50	180.00	180.00
PHNYLE TYPHONE/FINIS/CARRANITE 3 LITRES	BOTTLE	145.00	150.00	170.00	165.00	150.00	160.00
HARPIC	BOTTLE	145.00	145.00	145.00	145.00	145.00	145.00
BOOT POLISH CHERRY/KIWI 50ML	EACH	111.11	100.00	100.00	111.11	100.00	100.00
ROBIN BLUE (35 GRAMS)	PKT.	50.00	45.00	50.00	50.00	50.50	50.00
TISSU PAPER PERFUMED 100 PCS.	PKT	105.00	100.00	125.00	105.00	115.00	105.00
TOILET PAPER ROLL (R.PETEL)	P/ROLL	40.00	38.00	40.00	40.00	38.00	40.00
BOOT POLISH LIQUID CHEERY BLOSSOM KIWI 75 ML	BOTTLE	150.00	140.00	150.00	150.00	150.00	150.00
MATCH BOX SMALL	EACH	3.00	2.50	2.00	2.50	2.00	2.00
DRY CELL 1.5 VOLT(LOCAL)	EACH	25.00	22.50	25.00	20.00	30.00	25.00
HAND STITCHING NEEDLE M.SIZE	PACKET	10.00	10.00	9.00	10.00	6.00	6.00
SEWING MACHINE NEEDLE (SINGER)	EACH	5.00	5.00	5.00	5.00	8.50	8.50
HOUSEHOLD SERVANT FEMALE P/T	P/MNTH	1500.00	3250.00	2500.00	1900.00	1800.00	1200.00
MARRIAGE HALL WITH FURNITURE	P/HEAD	110.00	165.00	60.00	95.00	105.00	70.00
SEPTRAN TABLETS	10TAB.	16.00	15.00	16.00	16.00	16.00	16.00
BRUFEN TABS 200-MG.	10TAB.	10.00	10.00	10.00	10.00	10.00	10.00
PANADOL TAB. EXTRA/PLAIN	10TAB.	10.00	10.00	10.00	10.00	10.00	10.00
DISPRIN TAB.	10TAB.	10.00	10.00	10.00	10.00	10.00	10.00

Contd.

7.11 Intercity Consumer Prices July, 2015

Description	Unit	Vehari	Sargodha	Mianwali	Bahawal- pur	Bahawal- nagar	R.Y. Khan
TRISIL TAB.	10 TAB	10.00	10.00	10.00	10.00	10.00	10.00
FLAGYL TAB. 200 MG.	10TAB.	10.00	10.00	10.00	10.00	10.00	10.00
VENTOLIN TAB. 2MG.	10TAB.	9.00	9.00	9.00	9.00	9.00	9.00
DAONIL TAB. 5 MG.	10TAB.	17.00	17.00	17.00	17.00	17.00	17.00
ENTOX TAB.	10TAB.	10.00	10.00	10.00	10.00	10.00	10.00
RENITEC TAB. 5 MG.	10TAB.	59.00	59.00	59.00	59.00	59.00	59.00
CAC. 1000 TAB	BOTTLE	122.00	122.00	122.00	122.00	122.00	122.00
AMOXIL CAPSOLE 250 MG.S	10CAP.	36.00	36.00	36.00	36.00	36.00	36.00
CALCIUM SYRUP SANDOZ	BOTTLE	64.00	64.00	64.00	64.00	64.00	64.00
LEDERPLEX SYRUP	BOTTLE	35.00	35.00	35.00	35.00	35.00	35.00
SANCOS SYRUP (50 ML.)	BOTTLE	30.00	30.00	30.00	30.00	30.00	30.00
PHENERGAN SYRUP 120 ML.	BOTTLE	33.00	33.00	33.00	33.00	33.00	33.00
CALPOL SYRUP 60 ML.	BOTTLE	28.00	28.00	28.00	28.00	28.00	28.00
HYDRYLLIN SYRUP 120 ML.	BOTTLE	65.00	65.00	65.00	65.00	65.00	65.00
POLYFAX EYE OINTMENT	TUBE	21.00	21.00	21.00	21.00	21.00	21.00
BETNESOL EYE DROPS	BOTTLE	33.89	33.89	33.89	33.89	33.89	33.89
EAR DROPS (CARDISPORINE) ***	BOTTLE	21.00	21.00	21.00	21.00	21.00	21.00
BETNOVATE-N OINTMENT 5 GMS	TUBE	16.00	16.00	16.00	16.00	16.00	16.00
BURNOL CREAM 30 GRM	TUBE	16.00	16.00	16.00	16.00	16.00	16.00
VICKS VAPORUB/BALM	BOTTLE	36.00	36.00	36.00	36.00	36.00	36.00
GLYCRINE SMALL BOTTLE	BOTTLE	15.00	20.00	25.00	20.00	25.00	20.00
JOUHAR JOSHANDA	PKT.	8.00	8.00	8.00	8.00	8.00	8.00
GALXOS-D (450 GRMS)	PKT.	157.50	157.50	151.88	168.75	157.50	157.50
GRIPE-WATER WOODWARDS	BOTTLE	55.00	55.00	55.00	55.00	55.00	55.00
SANIPLAST ONE PUTTY	EACH	2.00	2.00	2.00	2.00	1.50	1.50
O.R.S. (NIMCOL)	PKT.	17.00	17.00	17.00	17.00	17.00	15.00
DETTOL (MEDIUM)	BOTTLE	46.80	46.80	46.80	46.80	46.80	46.80
COTTON BANDAGE 2" - 4"	EACH	8.00	5.00	10.00	7.00	10.00	8.00
THERMOMETER CHINA	EACH	45.00	50.00	50.00	50.00	40.00	40.00
DOCTOR (MBBS) CLINIC FEE	P/PAT.	100.00	175.00	300.00	200.00	300.00	300.00
URINE TEST (DR) CHARGES	P/TEST	50.00	50.00	60.00	90.00	50.00	60.00
BLOOD TEST (CP) CHARGES	P/TEST	237.50	225.00	210.00	225.00	120.00	100.00
SUGAR TEST (RANDOM/FASTING BOTH) CHARGES	P/TEST	60.00	90.00	120.00	120.00	100.00	150.00
ECG CHARGES	P/TEST	200.00	225.00	225.00	175.00	150.00	150.00
X-RAY (CHEST) CHARGES	P/X-RAY	325.00	350.00	350.00	200.00	200.00	250.00
CAR SUZUKI 800 CC (W/O. A/C)	EACH	651800.00	625000.00	625000.00	650800.00	645000.00	640000.00
CAR SUZUKI 1000 CC	EACH	1076800.00	1050000.00	1050000.00	1075800.00	1040000.00	1070000.00
CAR TOYOTA 1300 CC	EACH	0.00	1645500.00	1441000.00	1643000.00	1570000.00	1620000.00
CAR HONDA CIVIC	EACH	0.00	2142000.00	0.00	0.00	2125000.00	2150000.00
MOTORCYCLE HONDA CD-70.	EACH	63500.00	63500.00	68500.00	63500.00	63500.00	63500.00
MOTORCYCLE YAMAHA 100CC.	EACH	79500.00	79500.00	79500.00	80500.00	84500.00	85000.00
MOTOR CYCLE HERO 70 CC	EACH	43000.00	42500.00	44500.00	47500.00	50000.00	48500.00
BICYCLE WITH TYRES & TUBES	EACH	7550.00	7600.00	7500.00	7350.00	7800.00	7500.00
TYRE CAR WITH TUBE GENERAL	EACH	3700.00	3750.00	3200.00	3500.00	3000.00	2950.00
TYRE MOTOR CYCLE WITHOUT TUBE	EACH	1025.00	1150.00	1250.00	1200.00	1300.00	1230.00
TYRE CYCLE SPECIFY BRAND NAME	EACH	350.00	400.00	350.00	350.00	350.00	360.00
TYRE CAR W/O TUBE	EACH	2762.50	3250.00	2800.00	3500.00	2750.00	2950.00
PETROL SUPER	LITRE	77.79	77.79	77.79	77.79	77.79	77.79
HIGH SPEED DIESEL HSD	LITRE	87.12	87.12	87.12	87.12	87.12	87.12
CNG	K.G.	0.00	0.00	0.00	0.00	0.00	71.50
GAS CYLINDER STAND. SIZE	EACH	950.00	1000.00	1050.00	1100.00	980.00	1000.00
MOTOR CYCLE SERVICE CHARGES	EACH	190.00	275.00	300.00	275.00	250.00	250.00
CAR SERVICE CHARGES	EACH	250.00	325.00	400.00	350.00	250.00	250.00
TYRE PUNCTURE CHARGES	EACH	50.00	50.00	50.00	70.00	80.00	50.00
CYCLE OVERHAULING CHARGES	EACH	195.00	325.00	350.00	200.00	300.00	150.00
CAR TAX FOR 800CC TO 1300CC	YEARLY	2650.00	2650.00	2650.00	2650.00	2650.00	2650.00
TRAIN FARE ECO. 1-100 KM.	P/KM.	0.68	0.68	0.68	0.68	0.00	0.68
TRAIN FARE ECO. 101-500 KM.	P/KM.	0.98	0.98	0.98	0.98	0.00	0.98
TRAIN FARE ECO. > 500 KM.	P/KM.	0.89	0.89	0.89	0.89	0.00	0.89
TRAIN FARE IST SLP. 1-100KM	P/KM.	2.10	2.10	2.10	2.10	0.00	2.10

Contd.

7.11 Intercity Consumer Prices July, 2015

Description	Unit	Vehari	Sargodha	Mianwali	Bahawal- pur	Bahawal- nagar	R.Y. Khan
TRAIN FARE IST SLP.101-500 KM	P/KM.	2.59	2.59	2.59	2.59	0.00	2.59
TRAIN FARE IST SLP. > 500 KM	P/KM.	1.99	1.99	1.99	1.99	0.00	1.99
TRAIN FARE A/C SLP. 1-100KM.	P/KM	5.76	5.76	5.76	5.76	0.00	5.76
TRAIN FARE A/C SLP.101-500KM	P/KM.	4.59	4.59	4.59	4.59	0.00	4.59
TRAIN FARE A/C SLP > 500KM.	P/KM	4.16	4.16	4.16	4.16	0.00	4.16
PLATEFORM TICKET	EACH	10.00	10.00	10.00	10.00	0.00	10.00
AUTO RICKSHAW FARES	KM/MIN	35.00	60.00	60.00	80.00	50.00	50.00
FULL TONGA CHARGES	KM/MIN	0.00	0.00	75.00	70.00	0.00	0.00
TAXI 4 SEATER FARE	KM/MIN	50.00	50.00	50.00	60.00	100.00	100.00
BUS FARE MIN (WITHIN CITY)	TICKET	0.00	15.00	0.00	0.00	0.00	0.00
BUS FARE MAX (WITHIN CIT	TICKET	0.00	27.50	0.00	0.00	0.00	25.00
BUS FARE OUTSIDE CITY	P/KM.	0.93	0.93	0.93	0.92	0.93	0.93
A/C BUS FARE OUTSIDE CITY	P/KM.	1.37	2.00	1.20	1.51	1.00	1.33
MINIBUS FARE MIN.WITH IN CITY	TICKET	0.00	0.00	0.00	0.00	0.00	0.00
MINIBUS FARE MAX.WITH IN CITY	TICKET	0.00	0.00	0.00	0.00	0.00	0.00
SUZUKI FARE MIN.WITH IN CITY	TICKET	0.00	10.00	15.00	10.00	10.00	0.00
SUZUKI FARE MAXIMUM W.IN CITY	TICKET	0.00	15.00	25.00	20.00	25.00	0.00
AIR FARE ECONOMY CLASS.	P/KM.	0.00	0.00	0.00	0.00	0.00	0.00
POSTAL ENVELOPE DOMESTIC	EACH	8.00	8.00	8.00	8.00	8.00	8.00
ENVELOPE FOR SAUDI ARABIA	EACH	50.00	50.00	50.00	50.00	50.00	50.00
POSTAL REGISTRATION CHARGES	EACH	28.00	28.00	28.00	28.00	28.00	28.00
U.M.S. REG CHARGES MIN.	EACH	59.00	59.00	59.00	59.00	59.00	59.00
T.C.S. CH. MIN.WITH IN ZONE	EACH	150.00	150.00	110.00	150.00	150.00	150.00
TELEPHONE CHARGES LOCAL CALL	P/CALL	3.94	3.94	3.94	3.94	3.94	3.94
TEL CHARGES OUT SIDE CITY	P/CALL	3.94	3.94	3.94	3.94	3.94	3.94
INTERNET CHARGES	P/HOUR	60.00	50.00	45.00	40.00	27.50	27.50
MOBILE CELL CHARGES	P/UNIT	3.00	3.00	3.00	4.50	2.50	3.06
FAX CHARGES (LOCAL)	P/PAGE	20.00	20.00	15.00	10.00	17.50	17.50
TELEPHONE SET AV. QLTY	EACH	1275.00	825.00	525.00	1150.00	825.00	650.00
MOBILE SET NOKIA/SONY/ERICSON/SAMSUNG WITHOUT CAMERA	EACH	3200.00	2300.00	3200.00	5200.00	3650.00	3650.00
T.V. 20" COLORED WEGA H-A21.	EACH	19000.00	22000.00	23250.00	23800.00	18000.00	17500.00
T.V 20" COLOR CHINA/KORIA)	EACH	6650.00	6850.00	14250.00	15300.00	13000.00	12000.00
V.C.P. PANASONIC/LG/NAT	EACH	0.00	0.00	6500.00	5500.00	5000.00	0.00
DVD/VCD PLAYER PANASONIC/LG	EACH	4100.00	5750.00	4500.00	4950.00	5000.00	5500.00
RADIO WITH C.PLAYER NATIONAL	EACH	1500.00	4500.00	3000.00	2100.00	1800.00	1250.00
PERSONNEL COMPUTER (BRANDED)	EACH	40000.00	25000.00	43250.00	35000.00	66000.00	50000.00
VID. CASSETTE BLK. TDK/SONY	EACH	190.00	165.00	150.00	200.00	180.00	100.00
COM. C.D. (TDK/IMATION)	EACH	95.00	45.00	30.00	45.00	50.00	35.00
TAPE RECORDER CASSETTE BLANK	EACH	75.00	50.00	50.00	55.00	50.00	40.00
VIDEO GAME SEGA 16 BYTE	EACH	1300.00	0.00	1500.00	1650.00	1150.00	1150.00
CINEMA A/C. HIGH CLASS	TICKET	0.00	100.00	0.00	0.00	0.00	0.00
CINEMA NON-A/C HIGH CLASS	TICKET	0.00	0.00	0.00	35.00	0.00	30.00
CABLE CHARGES	PER MONT	300.00	250.00	250.00	275.00	300.00	250.00
TV.LICENCE FEE DOMESTIC	YEARLY	420.00	420.00	420.00	420.00	420.00	420.00
ENGLISH BOOK CLASS V1	EACH	78.00	78.00	78.00	78.00	78.00	78.00
ENGLISH BOOK CLASS IX OR X	EACH	130.00	130.00	130.00	130.00	130.00	130.00
ENG. BOOK IST.YR COMPLETE SET	EACH	84.00	84.00	84.00	84.00	84.00	84.00
ENGLISH BOOK BA/B.SC	EACH	178.00	178.00	178.00	178.00	178.00	178.00
URDU BOOK CLASS V (T.B.BORD)	EACH	71.00	71.00	71.00	71.00	71.00	71.00
URDU BOOK CLASS IX/X(T.B.B)	EACH	137.00	137.00	137.00	137.00	137.00	137.00
URDU BOOK IST.YEAR/INTER	EACH	53.00	53.00	53.00	53.00	53.00	53.00
URDU BOOK BA/B.SC	EACH	140.00	140.00	140.00	140.00	140.00	140.00
MATHS BOOK CALSS V (T.B.B)	EACH	84.00	84.00	84.00	84.00	84.00	84.00
MATHS BOOK CLASS IX OR X	EACH	270.00	270.00	270.00	270.00	270.00	270.00
MATHS BOOK IST.YEAR (T.B.B)	EACH	156.00	156.00	156.00	156.00	156.00	156.00
PAKISTAN STUDIES BOOK BA/B.SC	EACH	125.00	125.00	125.00	125.00	125.00	125.00
DAILY "DAWN"	P/COPY	19.00	19.00	19.00	19.00	19.00	19.00
DAILY "JANG"	P/COPY	12.00	12.00	12.00	12.00	12.00	12.00
DAILY "NAWA-E-WAQT"	P/COPY	12.00	12.00	12.00	12.00	12.00	12.00
WEEKLY "AKHBAR-E-JAHAN"	P/COPY	55.00	55.00	55.00	55.00	55.00	55.00

Contd.

7.11 Intercity Consumer Prices July, 2015

Description	Unit	Vehari	Sargodha	Mianwali	Bahawal- pur	Bahawal- nagar	R.Y. Khan
WEEKLY "MAG"	P/COPY	45.00	45.00	45.00	45.00	45.00	45.00
MONTHLY "NAUNEHAL DIGEST"	P/COPY	35.00	35.00	35.00	35.00	35.00	35.00
PAPER FOOLSCAPE (27"x17")	QUIRE	47.50	55.00	45.00	27.50	50.00	50.00
EXERCISE.BOOK LINED 80/100 PGS	EACH	45.00	60.00	45.00	70.00	70.00	70.00
PENCILGOLDFISH/DEER	EACH	6.00	6.00	6.00	5.00	7.00	7.00
PEN INK DOLLOR 57 ML BOTTLE	EACH	20.00	20.00	20.00	20.00	25.00	25.00
PHOTOSTATE PAPER 70 GM	PRT	320.00	365.00	350.00	280.00	350.00	350.00
BALL PEN (local)	EACH	5.00	7.00	6.00	5.00	8.00	7.00
FOUNTAIN PEN HERO/WINGS/CHINA	EACH	50.00	47.50	45.00	45.00	50.00	50.00
PRIVATE SCHOOL FEE ENGLISH MED. AVG. STAN.(CLASS I)	P/ MONTH	1137.50	1100.00	1200.00	3087.50	875.00	1000.00
PRIVATE SCHOOL FEE ENGLISH MED. AVG. STAN. (CLASS V)	P/ MONTH	1137.50	1500.00	1600.00	3112.50	1087.50	1400.00
PRIVATE SCHOOL FEE ENGLISH MED. AVG. STAN. (CLASS VI)	P/ MONTH	1350.00	1650.00	2000.00	3162.50	1125.00	1500.00
PRIVATE SCHOOL FEE ENGLISH MED. AVG. STAN. (CLASS X)	P/ MONTH	1425.00	1950.00	2420.00	3337.50	1650.00	1700.00
PRIVATE MEDICL COLLEGE FEE MBBS (1ST YEAR)	P/ MONTH	0.00	0.00	0.00	0.00	0.00	0.00
PRIVATE ENGINEERING COLLEGE FEE (ISTR YEAR)	P/ MONTH	0.00	0.00	0.00	0.00	0.00	0.00
GOVT. COLLEGE FEE IST. YEAR	MONTH	50.00	50.00	50.00	50.00	50.00	50.00
GOVT. COLLEGE FEE 4TH. YEAR	MONTH	60.00	60.00	60.00	60.00	60.00	60.00
GOVT. UNIVERSITY FEE MSC.	MONTH	183.33	80.00	100.00	110.00	110.00	110.00
GOVT. MED. COLLEGE FEE MBBS	MONTH	0.00	0.00	0.00	1289.00	0.00	1050.00
GOVT. ENGG. COLL. FEE I YEAR	MONTH	0.00	600.00	0.00	2000.00	0.00	500.00
COACHING FEE FOR CLASS IX/X	P/ MONTH	1200.00	400.00	1500.00	1500.00	1100.00	500.00
COACHING CHARGES FOR CLASS IST YEAR/INTER (SCIENCE)	P/ MONTH	1800.00	900.00	2500.00	1750.00	1500.00	700.00
COACHING CHARGES FOR CLASS IST YEAR/INTER (COMMERCE)	P/ MONTH	1500.00	600.00	1000.00	1500.00	1500.00	600.00
I.T. TUITION FEES	P/ MONTH	2583.00	1500.00	0.00	2417.00	0.00	2000.00
MBA TUITION FEES	P/ MONTH	2583.00	0.00	0.00	2750.00	0.00	4585.00
BREAD TANDOORI ST. SIZE	EACH	5.00	6.50	6.00	5.00	7.00	6.00
COOKED MUTTON (AV. HOTEL)	PLATE	120.00	200.00	140.00	95.00	150.00	150.00
COOKED BEEF (AV. HOTEL)	PLATE	70.00	95.00	100.00	65.00	120.00	70.00
COOKED DAL (AV. HOTEL)	PLATE	50.00	40.00	40.00	40.00	50.00	52.50
CHICKEN BIRYANI FULL/DOUBLE	PLATE	145.00	120.00	140.00	110.00	150.00	120.00
TEA PREPARED (ORDINARY)	CUP	17.50	20.00	15.00	15.00	20.00	20.00
HAIRCUT CHARGES FOR MEN	P/CUT	65.00	70.00	50.00	95.00	60.00	60.00
BEAUTY PORL HAIR STYL CHARGE	P/STY.	262.50	225.00	250.00	390.00	300.00	300.00
SHAVING CHARGES	PER SHV	30.00	50.00	30.00	45.00	30.00	30.00
LIPSTICK S.MISS/MEDORA	EACH	110.00	110.00	110.00	90.00	120.00	120.00
NAIL POLISH S.MISS/MEDORA	EACH	60.00	110.00	95.00	95.00	60.00	60.00
PERFUME MED.SIZE MEDORA/BROACH	EACH	200.00	200.00	120.00	200.00	220.00	200.00
HAIR-OIL AMLA/CHAMBELI	BOTTLE	120.00	120.00	110.00	110.00	110.00	120.00
TOILET SOAP LUX 95 GRAMS	EACH	34.70	34.70	34.70	34.70	34.70	34.70
TOILET SOAP LIFEBOUY 140 GRM	EACH	37.00	37.00	37.00	37.00	37.00	37.00
TOILET SOAP SAFEGUARD BATH SIZE	EACH	46.00	48.00	50.00	46.00	46.00	46.00
TOOTHPASTE MACKLINES 70 GRM	EACH	50.00	50.00	50.00	50.00	50.00	50.00
TOOTHPAST MED SIZE CLGATE 70 GMS	EACH	60.67	60.67	60.67	60.67	60.67	60.67
TOOTHBRUSH SHEILD A/PLAUQUE	EACH	51.25	40.00	50.00	25.00	30.00	25.00
TOOTHPOWDER DENTONIC 90 GRM	EACH	28.00	25.00	25.00	28.00	28.00	28.00
HAIR-COLOUR BEGIN (6 GMS)	EACH	100.00	100.00	100.00	100.00	100.00	100.00
HAIR COLOUR (KALAKOLA)	BOTTLE	120.00	130.00	120.00	130.00	130.00	130.00
FACECREAM PONDS (MEDIUM)	EACH	110.00	110.00	110.00	110.00	110.00	110.00
TALC POWDER VICE ROAY,B.CAT	EACH	140.00	150.00	120.00	135.00	145.00	150.00
BLADE TREET ORDINARY 10'S	PKT.	35.00	40.00	30.00	30.00	35.00	30.00
BLADE 7-O-CLOCK STAIN. 5'S	PKT.	30.00	30.00	35.00	30.00	35.00	30.00
SHAMPOO SUNSILK/PAINTIN 100 ML	BOTTLE	110.00	110.00	110.00	110.00	110.00	110.00
BEAUTY CREAM (FAIR & LOVELY)	EACH	165.00	165.00	165.00	165.00	165.00	165.00
HAIR REMOVING CREAM (EU-CREAM)	TUBE	65.00	60.00	65.00	60.00	65.00	60.00
GEL MEDIUM SIZE	BOTTLE	60.00	85.00	85.00	100.00	130.00	100.00
DISPOSABLE RAZOR GILLET-II	EACH	45.00	40.00	45.00	40.00	45.00	42.00
SHAVING CREAM TOUCH-ME/ADM.	EACH	60.00	60.00	60.00	65.00	65.00	65.00
GOLD TEZABI 24 CT	10 GM.	37980.00	39180.00	40000.00	37708.00	38880.00	38308.00
SILVER TEZABI 24 CT	10 GM.	565.00	600.00	700.00	548.00	523.00	540.00
ARTIFICIAL JEWELLARY SET	SET	525.00	550.00	1000.00	725.00	1000.00	300.00
WRIST WATCH GENTS CITIZEN (ORIGINAL) ***	EACH	3500.00	7000.00	4100.00	7200.00	3200.00	3000.00
WRIST WATCH LADIES CITIZEN (ORIGINAL) ***	EACH	3500.00	7000.00	4100.00	7000.00	3200.00	3000.00
WALL CLOCK QUARTZ AV.QLTY	EACH	525.00	550.00	600.00	1100.00	600.00	500.00
SUITCASE REXIN (24"x16"x6")	EACH	835.00	1750.00	1000.00	1600.00	1500.00	1200.00
TRUNK MEDIUM SIZE ***	EACH	962.50	1800.00	1990.00	1800.00	1400.00	1200.00
PURSE LADIES (LEATHER) AVERAGE QUALITY	EACH	537.50	550.00	700.00	1100.00	1200.00	1100.00

7.11 Intercity Consumer Prices July, 2015

Description	Unit	Karachi	Hyder- abad	Nawab- shah	Mirpurkhas	Mithi	Sukkar	Larkana	Dadu
WHEAT	10 KG.	350.00	300.00	280.00	290.00	290.00	300.00	275.00	300.00
WHEAT FLOUR FINE/SUPERIOR.	KG.	46.31	46.75	40.00	46.00	46.00	37.00	40.00	40.00
WHEAT FLOUR AVG. QLTY	KG.	38.62	40.50	40.00	36.00	36.00	36.50	36.50	38.00
WHEAT FLOUR BAG	10 KG.	403.08	405.00	380.00	360.00	360.00	367.50	360.00	400.00
MAIDA	KG.	51.54	48.00	45.00	48.00	50.00	50.00	45.00	45.00
SUJI	KG.	53.08	48.00	55.00	50.00	50.00	55.00	47.50	50.00
BESAN AV. QLTY.	KG.	103.08	128.75	110.00	100.00	100.00	105.00	110.00	110.00
RICE BASMATI SUP. QLTY.	KG.	153.08	130.00	140.00	130.00	130.00	140.00	140.00	140.00
RICE BASMATI 385/386	KG.	86.54	75.63	60.00	60.00	65.00	75.00	75.00	70.00
RICE BASMATI BROKEN AV.QLTY	KG.	66.62	75.63	70.00	50.00	50.00	75.00	80.00	50.00
RICE IRR1-6 (SINDH/PUNJAB)	KG.	44.62	48.00	40.00	40.00	42.00	52.50	32.00	35.00
VERMICELLI	KG.	83.08	80.00	80.00	85.00	85.00	80.00	70.00	70.00
BREAD PLAIN MEDIUM SIZE	EACH	45.00	44.00	48.00	45.00	45.00	50.00	40.00	45.00
RUSK (PAPAY)	KG.	186.15	172.50	200.00	140.00	150.00	230.00	200.00	240.00
BISCUITS-PACKED	PKT	35.00	35.00	35.00	35.00	35.00	35.00	35.00	35.00
BISCUIT-BAKERY (LOOSE)	250 GM	83.08	77.50	90.00	50.00	50.00	60.00	100.00	60.00
CORNFLAKS FAUJI 225 GM.	PKT	171.00	166.50	225.00	180.00	180.00	176.40	180.00	166.50
SAMOSAS (VEGATABLE)	EACH	12.92	10.00	7.00	10.00	8.00	11.00	12.00	15.00
PASTRY AV.QLTY.	EACH	20.62	19.00	20.00	15.00	10.00	12.50	37.50	20.00
PATTIES (VEGATABLES)	EACH	16.62	10.50	6.00	15.00	10.00	12.50	20.00	10.00
NIMCO	250 GM	81.54	52.50	90.00	60.00	60.00	70.00	75.00	50.00
CHIPS	250 GM	96.54	70.00	90.00	60.00	60.00	75.00	85.00	60.00
BEEF WITH BONE AV.QLTY.	KG	346.15	310.00	350.00	240.00	0.00	310.00	300.00	280.00
MUTTON AV.QLTY.	KG	665.38	600.00	550.00	600.00	550.00	565.00	600.00	600.00
CHICKEN FARM BROILER (LIVE)	KG	203.08	200.00	300.00	190.00	200.00	200.00	190.00	220.00
FISH-RAHU MEDIUM SIZE	KG	292.31	280.00	350.00	275.00	300.00	325.00	275.00	360.00
MILK FRESH (UNBOILED)	LTR.	84.00	80.00	80.00	70.00	60.00	75.00	80.00	80.00
CURD	KG.	120.00	106.00	100.00	80.00	78.00	90.00	95.00	100.00
MILK TETRA PACK 1/2 LTR.	PKT.	60.00	50.00	60.00	60.00	60.00	60.00	60.00	60.00
LACTOGEN 400 GRAMS	PKT.	425.00	425.00	415.00	400.00	400.00	425.00	425.00	430.00
POWDER MILK NIDO 400GM.	PKT	360.00	350.00	340.00	325.00	325.00	360.00	350.00	350.00
MILK POWDER LOOSE/PACKED	KG.	506.15	562.50	560.00	480.00	480.00	480.00	450.00	370.00
BUTTER LOCAL PACKED	50 GM.	24.62	25.00	52.00	25.00	25.00	27.50	27.00	30.00
EGGS FARM	DOZ	91.54	85.00	70.00	70.00	90.00	92.00	80.00	100.00
MUSTARD OIL AV.QLTY.	KG.	161.54	140.00	160.00	120.00	120.00	129.00	200.00	160.00
COOKING OIL (DALDA)	2.5LTR	468.00	469.00	480.00	550.00	550.00	493.00	490.00	450.00
COOKING OIL (PAKWAN) OTHER BRAND SPECIFY	2.5 LTR	455.00	469.00	480.00	540.00	540.00	493.00	405.00	450.00
VEGETABLE GHEE TIN	2.5KG.	453.00	452.00	460.00	530.00	530.00	475.00	480.00	450.00
VEGETABLE GHEE (LOOSE)	KG.	141.54	140.00	135.00	150.00	150.00	140.00	135.00	120.00
DATES AV.QLTY.	KG.	246.15	152.50	220.00	150.00	150.00	230.00	160.00	200.00
PISTACHIO AV.QLTY.	50 GM.	143.08	130.00	100.00	95.00	100.00	150.00	125.00	120.00
ALMONDS WHOLE AV.QLTY.	KG.	1161.54	575.00	600.00	700.00	710.00	850.00	1200.00	620.00
COCONUT DRY AV.QLTY.	KG.	366.15	265.00	220.00	280.00	300.00	300.00	260.00	280.00
RAISINS AV.QLTY.	50 GM.	26.54	20.00	25.00	20.00	20.00	27.50	20.00	25.00
GROUNDNUTS (WITH SHELL)	KG.	266.15	160.00	130.00	120.00	125.00	240.00	135.00	130.00
MALTA/MOSAMBI	DOZ	0.00	0.00	0.00	0.00	0.00	0.00	0.00	0.00
KINNU	DOZ	0.00	0.00	0.00	0.00	0.00	0.00	0.00	0.00
APPLE	KG	166.15	155.00	150.00	150.00	160.00	160.00	125.00	300.00
ALOO BUKHARA	KG	265.38	215.00	120.00	160.00	180.00	225.00	140.00	150.00
POMEGRANATE (ANNAR)	KG	0.00	0.00	0.00	0.00	0.00	0.00	0.00	0.00
GRAPES	KG	212.31	287.50	0.00	200.00	200.00	200.00	180.00	200.00
BANANAS	DOZ	73.08	72.50	60.00	50.00	50.00	70.00	90.00	100.00
MANGO KALMI	KG	106.15	100.00	80.00	100.00	100.00	90.00	95.00	100.00
GUAVA	KG	0.00	0.00	0.00	0.00	0.00	0.00	0.00	0.00
WATERMELON (TURBOOZ)	KG	43.08	40.00	30.00	50.00	40.00	30.00	30.00	30.00
MUSKMELON (KHARBOOZA)	KG	53.08	51.25	40.00	30.00	50.00	40.00	35.00	50.00
SWEETMELON (GARMA)	KG	0.00	0.00	0.00	0.00	0.00	0.00	0.00	0.00
PULSE MASOOR (WHOLE)	KG.	126.54	110.00	100.00	110.00	110.00	115.00	110.00	120.00
PULSE MASOOR (WASHED)	KG.	143.08	131.25	120.00	120.00	120.00	140.00	125.00	130.00
PULSE MOONG (WASHED)	KG.	173.08	172.50	160.00	168.00	168.00	140.00	160.00	170.00
PULSE MASH (WASHED)	KG.	178.08	175.00	160.00	165.00	165.00	160.00	180.00	140.00
PULSE GRAM	KG.	103.08	110.00	80.00	105.00	105.00	105.00	95.00	100.00

Contd.

7.11 Intercity Consumer Prices July, 2015

Description	Unit	Karachi	Hyder- abad	Nawab- shah	Mirpurkhas	Mithi	Sukkar	Larkana	Dadu
GRAM WHOLE BLACK AV.QLTY.	KG.	83.08	75.00	70.00	90.00	90.00	100.00	105.00	70.00
GRAM WHOLE YELLOW AV.QLTY	KG.	126.15	115.00	100.00	120.00	130.00	110.00	110.00	100.00
BEANS (LAL LOBIA)	KG.	153.08	132.50	100.00	120.00	120.00	155.00	130.00	140.00
POTATOES	KG	21.54	20.00	15.00	15.00	15.00	17.50	20.00	20.00
ONION	KG	41.54	41.25	40.00	40.00	50.00	35.00	45.00	40.00
TURNIP	KG	0.00	0.00	0.00	0.00	0.00	0.00	0.00	0.00
RADISH	KG	0.00	0.00	0.00	0.00	0.00	0.00	0.00	0.00
TOMATOES	KG	43.08	53.75	60.00	40.00	45.00	45.00	45.00	40.00
CABBAGE	KG	0.00	0.00	0.00	0.00	0.00	0.00	0.00	0.00
CAULIFLOWER	KG	0.00	0.00	0.00	0.00	0.00	0.00	0.00	0.00
BRINJAL	KG	43.08	43.75	30.00	30.00	30.00	40.00	40.00	20.00
PUMPKIN	KG	43.08	41.88	50.00	40.00	55.00	40.00	40.00	40.00
BOTTLEGOURD	KG	43.08	43.75	50.00	50.00	60.00	30.00	40.00	40.00
LADY FINGER	KG	86.15	63.75	80.00	60.00	70.00	45.00	55.00	50.00
PEAS	KG	0.00	0.00	0.00	0.00	0.00	0.00	0.00	0.00
SPINACH	KG	0.00	0.00	0.00	0.00	0.00	0.00	0.00	0.00
TINDA	KG	53.08	63.75	30.00	60.00	60.00	40.00	27.50	40.00
TURAI	KG	46.15	43.75	80.00	60.00	75.00	40.00	40.00	40.00
KARAILA	KG	66.15	63.75	60.00	50.00	70.00	60.00	70.00	60.00
ARVI	KG	86.15	67.50	0.00	0.00	0.00	50.00	60.00	80.00
CHILLIES GREEN	KG	66.15	40.00	60.00	40.00	40.00	60.00	60.00	40.00
CARROT	KG	0.00	0.00	0.00	0.00	0.00	0.00	0.00	0.00
COCUMBER (KHEERA)	KG	43.08	51.63	50.00	80.00	40.00	60.00	40.00	40.00
LEMON	250GM	43.08	40.00	60.00	40.00	50.00	30.00	30.00	30.00
SUGAR REFINED	KG.	66.62	64.00	55.00	63.00	63.00	64.00	64.50	65.00
GUR AV.QLTY	KG.	96.54	80.00	75.00	85.00	85.00	85.00	80.00	80.00
HONEY LANGANESE 500 GM.	BOTTLE	800.00	800.00	800.00	740.00	740.00	750.00	820.00	750.00
MILO 200 GM.	BOTTLE	210.00	215.00	170.00	209.00	190.00	206.00	220.00	200.00
CUSTARD POWDER RAFHAN 300 GM.	PKT	75.00	75.00	70.00	75.00	75.00	75.00	70.00	75.00
TOFFEE (HILAL)	EACH	1.00	1.00	1.00	1.00	1.00	1.00	2.00	1.00
CHOWKELATE CANDY (SMALL SIZE)	EACH	5.00	5.00	5.00	5.00	5.00	5.00	5.00	5.00
SWEETMEAT (MIXED)	KG	486.15	342.50	350.00	300.00	300.00	380.00	440.00	350.00
ICE CREAM WALLS	CUP.	40.00	40.00	40.00	40.00	40.00	40.00	40.00	40.00
ICE	KG	10.00	10.00	20.00	10.00	10.00	9.00	15.00	10.00
JAM AHMED/MITCHELLES	BOTTLE	131.54	130.00	120.00	120.00	120.00	130.00	120.00	125.00
SQUASH-MITCHELLES	BOTTLE	150.00	160.00	140.00	135.00	135.00	150.00	135.00	135.00
ROOH AFZA	BOTTLE	150.00	160.00	150.00	150.00	150.00	155.00	150.00	150.00
JAM-E-SHIREEN	BOTTLE	160.00	160.00	150.00	160.00	160.00	155.00	150.00	150.00
SAUNF	50 GM	21.54	20.00	20.00	12.00	16.00	20.00	20.00	20.00
CINAMON LOOSE AV. QLTY	50 GM.	31.54	25.00	35.00	25.00	25.00	30.00	20.00	20.00
CUMINSEED WHITE NATIONAL	50 GM.	54.00	52.00	50.00	50.00	50.00	52.00	50.00	54.00
PEPPER BLACK NATIONAL	50 GM.	96.00	96.00	96.00	92.00	92.00	96.00	96.00	96.00
CLOVES LOOSE AV.QLTY	50 GM.	85.00	83.13	90.00	75.00	85.00	100.00	80.00	100.00
CARDAMOM LARGE LOOSE AV.QLTY	50 GM.	173.08	140.00	100.00	170.00	170.00	120.00	120.00	100.00
CARDAMOM SMALL AV.QLTY	50 GM.	106.15	98.75	100.00	60.00	65.00	77.50	90.00	80.00
SALT-POWDERED (LAHORI) LOOSE	KG.	12.00	10.00	8.00	8.00	10.00	9.00	10.00	10.00
SALT POWDERED (NATIONAL/SHAN)	PKT	25.00	25.00	25.00	20.00	20.00	25.00	25.00	25.00
CHILLIES POWD.NATIONAL 200GM	PKT	105.00	105.00	105.00	105.00	105.00	105.00	105.00	105.00
CHILLIES POWDER LOOS	KG.	296.15	286.25	250.00	240.00	230.00	265.00	240.00	280.00
CORRIANDER SEED POWD.NATIONAL	PKT	104.00	88.00	88.00	78.00	78.00	104.00	78.00	104.00
CORRIANDER SEED (LOOSE)	KG.	253.08	210.00	250.00	200.00	210.00	220.00	240.00	240.00
TURMERIC POWD.NATIONAL 50GM	PKT.	35.00	35.00	35.00	35.00	35.00	35.00	35.00	35.00
CURRY POWD. NATIONAL 200 GM	PKT.	86.00	87.00	86.00	86.00	86.00	86.00	86.00	86.00
TOMATO KETCHUP AHMED/MITCHL	BOTTLE	80.00	75.00	100.00	85.00	85.00	80.00	102.50	90.00
PICKLES AHMED/MITCHELLES	BOTTLE	100.00	105.00	95.00	90.00	90.00	110.00	110.00	125.00
VINEGAR SYNTHETIC (SIRKA)	BOTTLE	60.00	50.00	80.00	50.00	55.00	90.00	85.00	85.00
GARLIC	KG	156.15	175.00	170.00	160.00	180.00	135.00	120.00	140.00
GINGER	KG	243.08	200.00	230.00	200.00	220.00	180.00	260.00	240.00
TAPAL DANEDAR TEA 200GM PACKET	PKT	136.84	136.84	129.47	129.47	129.47	136.84	136.84	136.84
TEA LIPTON YELLOW LABEL 200GM.	PKT.	149.47	149.47	149.47	138.95	138.95	157.89	157.89	149.47
TEA LOOSE KENYA AV.QLTY 250GM.	PKT.	126.54	120.00	125.00	150.00	150.00	130.00	125.00	135.00
COFFEE-NESCAFE 75 GM. **	BOTTLE	320.00	300.00	320.00	300.00	300.00	320.00	345.00	360.00

Contd.

7.11 Intercity Consumer Prices

July, 2015

Description	Unit	Karachi	Hyder- abad	Nawab- shah	Mirpurkhas	Mithi	Sukkar	Larkana	Dadu
COLD DRINK (STANDARD SIZ)	BOTTLE	25.00	25.00	25.00	25.00	25.00	25.00	25.00	25.00
FRUIT JUICE TETRA PACK	PKT.	18.00	20.00	20.00	15.00	15.00	15.00	15.00	15.00
MINERAL WATER NESTLE 1.5 LTR	BOTTLE	50.00	50.00	50.00	45.00	45.00	45.00	45.00	50.00
CIGARETTES K-2 10'S **	PKT	55.00	55.00	50.00	55.00	55.00	55.00	55.00	60.00
CIGARETTES CAPSTAN 10'S **	PKT	60.00	60.00	60.00	60.00	60.00	57.00	57.00	60.00
CIGARETTES GOLD LEAF 20'S	PKT	120.00	120.00	120.00	110.00	110.00	110.00	110.00	120.00
CIGARETTES MORVEN GOLD 20'S	PKT	60.00	60.00	50.00	60.00	60.00	57.00	60.00	60.00
BETEL LEAVES	50GM.	80.00	62.50	10.00	60.00	65.00	70.00	70.00	80.00
BETEL NUTS	KG.	266.15	260.00	240.00	280.00	280.00	350.00	255.00	300.00
LONG CLOTH 57" GUL AHMED/AL-KARAM	METER	180.00	210.00	300.00	170.00	170.00	230.00	195.00	230.00
SHIRTING AV.QLTY.	METER	153.08	140.00	200.00	100.00	100.00	120.00	130.00	130.00
PANT CLOTH W & WEAR AV.QLTY	METER	379.62	387.50	450.00	300.00	300.00	450.00	350.00	300.00
LAWN PRINTED GUL AHMED/AL-KARAM	METER	360.00	215.00	400.00	270.00	275.00	375.00	333.00	230.00
GEORGETTE AV.QLTY	METER	114.62	110.00	225.00	130.00	140.00	150.00	130.00	100.00
LINEN AV.QLTY ***	METER	136.15	130.00	150.00	140.00	150.00	140.00	175.00	120.00
HEAVY WT SUITING LAWERNCPUR AVG QLTY	METER	1415.38	1250.00	1400.00	1400.00	1400.00	1250.00	1100.00	900.00
HEAVY WT SUITING LAWERNCPUR SUP QLTY	METER	1815.38	2250.00	2300.00	1500.00	1500.00	1500.00	1300.00	1300.00
TROPICAL SUITING LAW.PUR	METER	1475.00	1100.00	925.00	900.00	900.00	1000.00	900.00	750.00
PANT BOY 24"/26" LENGTH.	EACH	515.38	418.75	900.00	400.00	350.00	400.00	325.00	550.00
SHIRT BOY 24"/26" LENGTH	EACH	415.38	375.00	800.00	300.00	300.00	400.00	320.00	450.00
SCHOOL UNI. PANT,SHIRT BOYS	SUIT	726.92	683.33	900.00	700.00	700.00	600.00	500.00	550.00
SCHOOL UNI. KAMEEZ,SHAL.BOYS	SUIT	565.38	633.33	800.00	600.00	600.00	600.00	550.00	475.00
SCHOOL UNI. KAMEEZ,SHAL.GIRL	SUIT	630.77	562.50	900.00	700.00	725.00	600.00	550.00	540.00
FROCK W/WEAR GIRLS	EACH	1061.54	1150.00	900.00	600.00	500.00	900.00	480.00	630.00
AWAMI-SUIT W & W(BOY) 24"/26	SUIT	926.92	700.00	1000.00	800.00	750.00	900.00	570.00	685.00
AWAMI-SUIT W&W (GENTS)AV.QLTY	SUIT	1592.31	1200.00	1600.00	1200.00	1000.00	1000.00	820.00	960.00
PULLOVER GENTS OXFORD/BON.	EACH	2800.00	2410.00	2800.00	2000.00	2000.00	2200.00	2085.00	2800.00
PULLOVER LADIES OXFORD/BON.	EACH	3000.00	2310.00	2500.00	1800.00	1800.00	2000.00	1800.00	2300.00
PULLOVER (GENTS) OTHERS A.QTY	EACH	861.54	900.00	1500.00	600.00	700.00	800.00	700.00	600.00
SECOND-HAND COAT FOR MEN	EACH	430.77	300.00	350.00	400.00	525.00	400.00	400.00	300.00
SECONDHAND SWEETER FOR MEN DUP QLTY	EACH	265.38	140.00	300.00	300.00	325.00	225.00	290.00	200.00
SECONDHAND WINTER JACKET	EACH	475.00	225.00	450.00	280.00	260.00	400.00	425.00	250.00
UNDERWEAR AV.QLTY MEDIUM SIZE	EACH	177.69	76.88	150.00	80.00	80.00	110.00	150.00	60.00
VEST FOR MEN AV.QLTY.	EACH	184.62	95.00	120.00	80.00	70.00	100.00	100.00	100.00
VEST/SHAMEEZ (WOMEN) AVG. QLTY	EACH	146.15	150.00	350.00	70.00	70.00	120.00	140.00	140.00
SOCKS NYLON (PAKISTANI)	PAIR	76.15	60.00	100.00	70.00	50.00	90.00	82.50	50.00
BRASSIER AV.QLTY.	EACH	179.23	111.25	250.00	125.00	80.00	135.00	180.00	100.00
BRASSIER SUP QLTY	EACH	329.23	200.00	400.00	300.00	300.00	300.00	280.00	200.00
DOPATTA GEORGETTE AV.QLTY.	EACH	243.08	200.00	350.00	300.00	300.00	225.00	300.00	250.00
DOPATTA COTTON AV GLTY	EACH	236.15	150.00	300.00	190.00	250.00	175.00	220.00	200.00
CHADDAR (W/WEAR) (2x2.5 MTR)	EACH	480.77	312.50	1000.00	350.00	350.00	275.00	520.00	350.00
LUNG/DHOTI(COTTON) AVG. QLTY	EACH	315.38	287.50	300.00	350.00	310.00	250.00	480.00	250.00
HANDKERCHIEF AVG. QLTY PAK	EACH	53.08	30.00	60.00	40.00	40.00	50.00	50.00	45.00
HANDKERCHIEF SUP. QLTY PAK	EACH	86.15	60.00	120.00	65.00	60.00	77.50	75.00	120.00
GLOVES AV QLTY	PAIR	53.08	60.00	80.00	70.00	60.00	90.00	55.00	100.00
AZARBAND COTTON AVG. QLTY	EACH	15.00	11.00	25.00	10.00	8.00	20.00	25.00	15.00
SEWING THREAD/REEL(ASLI PARI)	EACH	7.00	6.00	7.00	7.00	7.00	7.00	7.00	7.00
WASHING CHARGES PAINT & SHIRT	SUIT	63.08	95.00	50.00	60.00	50.00	55.00	60.00	40.00
DRY CLEANING SUIT COAT PANT	SUIT	286.15	246.67	150.00	200.00	200.00	250.00	270.00	160.00
WASHING CH. (KAMIZ-SHALWAR)	PAIR	60.00	65.00	80.00	50.00	50.00	50.00	50.00	30.00
TAILORING SHIRT	EACH	415.38	337.50	450.00	200.00	250.00	400.00	375.00	200.00
TAILORING CHARGES PANT (MEN)	EACH	696.15	662.50	500.00	250.00	250.00	600.00	550.00	300.00
TAILORING COAT-PANT SUIT	SUIT	5153.85	3450.00	4000.00	3000.00	3000.00	4000.00	3200.00	3200.00
TAILORING AWAMI-SUIT (MALE)	SUIT	592.31	556.25	600.00	400.00	300.00	550.00	600.00	475.00
TAILORING SUIT FEMALE	SUIT	661.54	431.25	500.00	400.00	300.00	550.00	600.00	250.00
GENTS SHOES PAUL BATA	PAIR	1199.00	1199.00	1199.00	1199.00	1199.00	1199.00	1199.00	1199.00
GENTS SANDAL BATA	PAIR	699.00	699.00	699.00	699.00	699.00	699.00	699.00	699.00
GENTS SPOUNG CHAPPAL BATA	PAIR	179.00	179.00	179.00	179.00	179.00	179.00	179.00	179.00
LADIES SANDAL BATA	PAIR	499.00	499.00	499.00	499.00	499.00	499.00	499.00	499.00
LADIES SPOUNG CHAPPAL BATA	PAIR	179.00	179.00	179.00	179.00	179.00	179.00	179.00	179.00
CHILD SHOE POWER LITE BATA	PAIR	599.00	599.00	599.00	599.00	599.00	599.00	599.00	599.00
GENTS SHOE, ART 1109 SERVICE	PAIR	999.00	999.00	999.00	999.00	999.00	999.00	999.00	999.00

Contd.

7.11 Intercity Consumer Prices July, 2015

Description	Unit	Karachi	Hyder- abad	Nawab- shah	Mirpurkhas	Mithi	Sukkar	Larkana	Dadu
NYLON JOGGER 27 SIZE 2-5 ***	PAIR	1299.00	1299.00	1299.00	1299.00	1299.00	1299.00	1299.00	1299.00
CHINA FOOT WEAR AV. QLTY (MALE) *	PAIR	780.77	550.00	600.00	450.00	400.00	500.00	750.00	800.00
CHINA FOOT WEAR AV. QLTY (FEMALE) *	PAIR	761.54	400.00	400.00	250.00	240.00	425.00	300.00	450.00
CHINA FOOT WEAR AV. QLTY (CHILDREN) *	PAIR	630.77	400.00	380.00	200.00	220.00	425.00	300.00	591.00
SHOE REPAIR HALF SOLE	PAIR	106.15	80.00	80.00	70.00	50.00	65.00	150.00	50.00
SHOES POLISH CHARGES AVERAGE SHOP	PAIR	20.00	15.00	20.00	12.50	10.00	15.00	20.00	10.00
HOUSE RENT (combined)	MONTH	10202.00	5589.00	3500.00	4606.00	3226.00	5449.00	3969.00	3222.00
rent 2	pm	10202.00	5589.00	3500.00	4606.00	3226.00	5449.00	3969.00	3222.00
RENT3	PM	10202.00	5589.00	3500.00	4606.00	3226.00	5449.00	3969.00	3222.00
RENT4	PM	10202.00	5589.00	3500.00	4606.00	3226.00	5449.00	3969.00	3222.00
RENT5	PM	10202.00	5589.00	3500.00	4606.00	3226.00	5449.00	3969.00	3222.00
RENT6	PM	10202.00	5589.00	3500.00	4606.00	3226.00	5449.00	3969.00	3222.00
SYNTHETIC ENEMAL ROBIALAC BALTI 3.64 LTR.	EACH	1750.00	1609.50	1580.00	1850.00	1850.00	1900.00	2100.00	1700.00
SYNTHETIC ENEMAL ICI BALTI 3.64 LTR.	EACH	1730.00	2070.00	1890.00	1850.00	1850.00	1900.00	2100.00	1700.00
CEMENT (LOCAL) SPECIFY BRAND NAME	BAG	543.08	545.00	540.00	550.00	550.00	550.00	530.00	520.00
BRICKS (NEW) 1ST CLASS	P/1000	0.00	5000.00	5500.00	4000.00	5000.00	5000.00	4800.00	4000.00
CEMENT BLOCKS (6"x8"x12")	P/100	2861.54	0.00	0.00	0.00	0.00	0.00	0.00	0.00
BAJREE	100CFT	4307.69	2862.50	2200.00	2700.00	4500.00	2650.00	3800.00	2500.00
SAND (BLACK PIT SAND)	K100CFT	0.00	0.00	2000.00	0.00	2000.00	1500.00	1500.00	2000.00
TIMBER SHESHAM LOG 1ST QUALITY	cube.	56000.00	38860.00	0.00	0.00	0.00	37044.00	42377.00	55500.00
IRON BAR (M.S. BAR) 1/2"	P/TON	75000.00	69000.00	76000.00	71500.00	72000.00	72500.00	72000.00	69000.00
CARPANTER WAGE RATE	P/DAY	861.54	900.00	900.00	700.00	600.00	750.00	800.00	600.00
MASON (RAJ) WAGE RATE	P/DAY	1061.54	900.00	1000.00	700.00	600.00	750.00	800.00	800.00
UNSKILLED LABOUR WAGE RATE	P/DAY	630.77	550.00	450.00	400.00	400.00	375.00	400.00	350.00
PLUMBER WAGE RSTE	P/DAY	861.54	900.00	800.00	700.00	600.00	750.00	600.00	450.00
ELECTICIAN WAGE RATE PER DAY **	P/DAY	700.00	900.00	700.00	0.00	0.00	0.00	600.00	400.00
ELECTICIAN WAGE RATE PER POINT **	P/PNT	159.23	100.00	200.00	100.00	75.00	87.50	120.00	60.00
WATER CHARGES PER HOUSE	P/MONTH	117.50	191.00	40.00	40.00	200.00	57.50	150.00	35.00
ELECT.CHARGES UPTO 50 UNITS	P/UNIT	2.00	2.00	2.00	2.00	2.00	2.00	2.00	2.00
ELECT.CHARGES 01 - 100 UNIT	P/UNIT	6.18	6.18	6.18	6.18	6.18	6.18	6.18	6.18
ELECT.CHARGES 101 - 300 UNIT	P/UNIT	9.44	9.44	9.44	9.44	9.44	9.44	9.44	9.44
ELECT.CHARGES 301 - 1000 UNIT	P/UNIT	16.02	16.02	16.02	16.02	16.02	16.02	16.02	16.02
ELECT.CHARGES ABOVE 1000 UNIT	P/UNIT	18.09	18.09	18.09	18.09	18.09	18.09	18.09	18.09
ELEC	PM	10.35	10.35	10.35	10.35	10.35	10.35	10.35	10.35
GAS CHRg upto 3.3719 MMBTU	MMBTU	124.18	124.18	124.18	124.18	0.00	124.18	124.18	124.18
GAS CHRg 3.3719 - 6.7438 MMBTU	MMBTU	248.37	248.37	248.37	248.37	0.00	248.37	248.37	248.37
GAS CHRg 6.7438 - 10.1157 MMBTU	MMBTU	248.37	248.37	248.37	248.37	0.00	248.37	248.37	248.37
GAS CHRg10.1157 - 13.4876 MMBTU	MMBTU	620.91	620.91	620.91	620.91	0.00	620.91	620.91	620.91
GAS	PM	620.91	620.91	620.91	620.91	0.00	620.91	620.91	620.91
GAS	PM	372.55	372.55	372.55	372.55	0.00	372.55	372.55	372.55
KEROSENE OIL	LTR	105.85	94.00	100.00	100.00	110.00	86.00	120.00	130.00
FIREWOOD WHOLE	40 KG.	556.15	425.00	450.00	400.00	350.00	400.00	400.00	450.00
CHAIR SHESHAM WOOD WITH ARMS **	EACH	1630.77	900.00	2000.00	1000.00	1100.00	1750.00	2450.00	1300.00
CHAIR PLASTIC (CHAIRMAN) AVERAGE QUALITY	EACH	880.77	650.00	800.00	500.00	650.00	700.00	850.00	800.00
TABLE SHESHAM WOOD (4X2X5") ***	EACH	6653.85	3616.67	6000.00	2600.00	2800.00	4500.00	7800.00	5500.00
SOFASET WOODEN WITH FOAM SEAT **	SET	19230.77	11166.67	18000.00	12000.00	12000.00	12500.00	15500.00	20000.00
COT IRON (WITH NIWAR)AV.QLTY.	EACH	2592.31	1500.00	2500.00	2000.00	2000.00	2250.00	3500.00	2600.00
ALMIRAH (STEEL) 6'X3' 20 GUAGE	EACH	9807.69	6416.67	10000.00	6500.00	7000.00	12000.00	9600.00	14000.00
DINNING TABLE 6 CHAIRS A.QLTY	SET	15615.38	13500.00	21000.00	11000.00	11000.00	19500.00	17000.00	25000.00
SINGLE BED WITHOUT FOAM MED.	EACH	6153.85	5533.33	6800.00	3500.00	3800.00	8000.00	5000.00	6500.00
MATRESS SINGLE(4"THICK)	EACH	5200.00	4750.00	4800.00	6100.00	6100.00	4500.00	4900.00	6100.00
FARSHI DARI 12'X9' AV.QLTY	EACH	1492.31	866.67	1450.00	800.00	800.00	900.00	1300.00	800.00
DARI COTTON (6'x2 1/2") AV.QL	EACH	565.38	323.33	700.00	400.00	500.00	350.00	575.00	300.00
CARPET PLAIN AV. QLTY	SQFT.	66.54	36.00	38.00	35.00	40.00	32.50	90.00	22.00
QUILT (LIHAF) 3 KG. COTTON	EACH	1530.77	512.50	900.00	600.00	700.00	900.00	780.00	600.00
BLANKET (90" x 54")	EACH	2792.31	2500.00	4000.00	2000.00	2200.00	3750.00	3100.00	3500.00
BEDSHEET SINGLE BED SUP.QLTY	EACH	730.77	333.33	700.00	400.00	400.00	500.00	850.00	600.00
BED SHEET DOUBLE WITH TWO PILLOW COVERS SUP QLTY	SET	1292.31	575.00	1300.00	600.00	600.00	900.00	1250.00	1100.00
TOWEL(3'x2') AV. QALTY	EACH	226.15	180.00	300.00	100.00	110.00	237.50	235.00	150.00
CEILING FAN 48" SUPER QLTY **	EACH	3500.00	2600.00	3000.00	2900.00	2900.00	2850.00	3600.00	2500.00
PEDESTAL FAN 22" SUPER QLTY	EACH	4400.00	3800.00	3800.00	4000.00	4000.00	3850.00	4600.00	3800.00
REFG. DAWLENCE 10 CFT. D.DOOR	EACH	31100.00	30900.00	28000.00	30000.00	30000.00	33500.00	32000.00	28500.00

Contd.

7.11 Intercity Consumer Prices July, 2015

Description	Unit	Karachi	Hyder-abad	Nawab-shah	Mirpurkhas	Mithi	Sukkar	Larkana	Dadu
D-FREEZER WAVES 8 CFT.	EACH	28100.00	27900.00	28000.00	28900.00	29000.00	30000.00	33000.00	25000.00
AIRCONDITIONER 1.5 TON PEL	EACH	40000.00	41800.00	41000.00	41800.00	41800.00	52000.00	47000.00	55000.00
SPLIT AIR CONDITIONER 1.5 TON (SPECIFY BRAND NAME)	EACH	44500.00	42500.00	45000.00	46000.00	46500.00	42000.00	48500.00	44000.00
AIRCOOLER SUPER ASIA	EACH	9200.00	8500.00	9000.00	10000.00	9000.00	12300.00	12500.00	11000.00
WASHING MACHINE SINGER	EACH	15600.00	15600.00	14700.00	15600.00	15600.00	15900.00	15600.00	14700.00
SEWING MACHINE(SINGER)	EACH	6795.00	6095.00	5200.00	5860.00	5860.00	5860.00	5860.00	5200.00
GIZER LARGE SIZE 30 GALLON CAPACITY SUP QLTY	EACH	21000.00	22100.00	20000.00	15500.00	15600.00	16000.00	15600.00	14000.00
GAS BURNER DOUBLE SPFY.BRAND	EACH	1861.54	1500.00	1800.00	1400.00	1500.00	1800.00	1700.00	2000.00
ELECT. IRON PHILIPS MDL.1120	EACH	1600.00	1700.00	2000.00	1200.00	1500.00	1700.00	2100.00	2000.00
ELECTRIC JUICER FOR APPLE	EACH	4500.00	3600.00	6000.00	3000.00	3000.00	1700.00	5000.00	3500.00
S.STEEL DEGHCHI MEDIUM SIZE ***	EACH	686.15	450.00	700.00	480.00	490.00	600.00	500.00	500.00
ALUMINIUM COOKING PAN (DEGCHI) MED SIZE	EACH	646.15	450.00	360.00	370.00	380.00	450.00	460.00	450.00
NON STICK COOKING PAN (DEGCHI) SUP. QLTY	EACH	886.15	500.00	1000.00	550.00	560.00	550.00	560.00	900.00
FRYING PAN STEEL AVG. QLTY MED. SIZE	EACH	306.15	200.00	350.00	260.00	260.00	300.00	445.00	190.00
TAWA IORN (MEDIUM SIZE) AVG. QLTY	EACH	365.38	218.75	350.00	250.00	250.00	300.00	400.00	190.00
S.STEEL PLATE A.QLTY.(M.SIZE)	EACH	93.08	40.63	80.00	55.00	60.00	70.00	120.00	80.00
TABLE SPOON S.STEEL SUP.QLTY.	DOZEN	270.00	250.00	320.00	250.00	280.00	350.00	560.00	250.00
WATER SET JUG+6 GLASSES (OMROC)	SET	615.38	350.00	480.00	350.00	370.00	550.00	450.00	600.00
TEA SET PAK. CHINAWARE 21 PCS.	SET	1624.62	950.00	1700.00	1250.00	1450.00	1750.00	1450.00	2500.00
DINNER SET PLASTIC 72 PIECES SUPERIOR QLTY	SET	7153.85	3000.00	5000.00	2600.00	2200.00	6250.00	2800.00	6200.00
HOTPOT SET PLASTIC 3 PCS.	SET	1330.77	1012.50	1200.00	1000.00	1000.00	1500.00	1500.00	1200.00
BUCKET(BALT) PLASTIC MED.SIZ	EACH	415.38	270.00	700.00	280.00	275.00	300.00	450.00	300.00
LOTA PLASTIC (MED SIZE) AVERAGE QUALITY	EACH	83.08	50.00	60.00	50.00	50.00	67.50	55.00	50.00
PRESURE COOKER 4 LTR.	EACH	1861.54	900.00	1800.00	850.00	900.00	1500.00	1000.00	1300.00
WATER COOLER 9/10 LTR.PLASTIC ***	EACH	615.38	400.00	800.00	500.00	525.00	600.00	500.00	500.00
THERMOS STARVAC 1 LTR	EACH	393.85	300.00	550.00	350.00	350.00	650.00	460.00	500.00
BULB PHILIPS 100-WATTS	EACH	35.00	30.00	32.00	30.00	30.00	30.00	30.00	35.00
TUBE LIGHT PHILIPS 40 WATTS	EACH	100.00	100.00	110.00	110.00	110.00	97.50	95.00	120.00
ELECTRIC BLUBS "0" WATTE LOCAL	EACH	25.00	25.00	25.00	20.00	20.00	22.00	20.00	20.00
ELECTRIC BLUB ENERGY SAVER 14 WATTS	EACH	170.00	160.00	160.00	110.00	110.00	155.00	175.00	120.00
WASHING SOAP 250 GMS SPECIFY BRAND NAME	EACH	20.00	30.00	35.00	27.00	25.00	30.00	35.00	30.00
SURF EXCEL 400 GMS POLY BAG	EACH	110.00	110.00	125.00	125.00	125.00	110.00	125.00	110.00
WASHING POWDER 1000 GRM	EACH	185.00	185.00	180.00	175.00	175.00	185.00	185.00	185.00
WASHING POWDER (WHEEL/ BONUS) 100 GRAMS	EACH	95.00	95.00	95.00	85.00	85.00	95.00	85.00	90.00
CLEANSER POWDER VIM 1000 GM	PKT.	72.22	77.78	72.22	66.67	66.67	72.22	66.67	66.67
FINIS 500 ML	BOTTLE	180.00	225.00	200.00	125.00	125.00	180.00	165.00	225.00
PHNYLE TYPHONE/FINIS/CARRANITE 3 LITRES	BOTTLE	120.00	120.00	150.00	110.00	110.00	135.00	120.00	140.00
HARPIC	BOTTLE	135.00	145.00	145.00	125.00	125.00	145.00	135.00	125.00
BOOT POLISH CHERRY/KIWI 50ML	EACH	100.00	111.11	100.00	100.00	100.00	100.00	100.00	100.00
ROBIN BLUE (35 GRAMS)	PKT.	35.00	25.67	35.00	30.00	30.00	30.00	30.00	45.00
TISSU PAPER PERFUMED 100 PCS.	PKT	123.08	110.00	100.00	90.00	90.00	100.00	120.00	100.00
TOILET PAPER ROLL (R.PETEL)	P/ROLL	42.00	32.00	40.00	35.00	35.00	35.00	35.00	30.00
BOOT POLISH LIQUID CHEERY BLOSSOM KIWI 75 ML	BOTTLE	140.00	135.00	150.00	120.00	120.00	140.00	120.00	130.00
MATCH BOX SMALL	EACH	2.00	2.00	3.00	3.00	3.00	2.00	2.00	2.00
DRY CELL 1.5 VOLT(LOCAL)	EACH	15.00	15.00	25.00	20.00	20.00	25.00	20.00	25.00
HAND STITCHING NEEDLE M.SIZE	PACKET	6.00	6.00	8.00	5.00	5.00	10.00	9.00	6.00
SEWING MACHINE NEEDLE (SINGER)	EACH	5.00	6.00	8.00	5.00	5.00	8.00	7.00	5.00
HOUSEHOLD SERVANT FEMALE P/T	P/MNTH	2653.85	1025.00	2000.00	600.00	800.00	1500.00	1250.00	1500.00
MARRIAGE HALL WITH FURNITURE	P/HEAD	301.54	95.63	70.00	90.00	60.00	100.00	150.00	60.00
SEPTRAN TABLETS	10TAB.	15.00	15.00	15.00	15.00	15.00	15.00	15.00	15.00
BRUFEN TABS 200-MG.	10TAB.	10.00	10.00	10.00	10.00	10.00	10.00	10.00	10.00
PANADOL TAB. EXTRA/PLAIN	10TAB.	10.00	10.00	10.00	10.00	10.00	10.00	10.00	10.00
DISPRIN TAB.	10TAB.	10.00	10.00	10.00	10.00	10.00	10.00	10.00	10.00
TRISIL TAB.	10 TAB	10.00	10.00	10.00	10.00	10.00	10.00	10.00	10.00
FLAGYL TAB. 200 MG.	10TAB.	10.00	10.00	10.00	10.00	10.00	10.00	10.00	10.00
VENTOLIN TAB. 2MG.	10TAB.	9.00	9.00	9.00	9.00	9.00	9.00	9.00	9.00
DAONIL TAB. 5 MG.	10TAB.	17.00	17.00	17.00	17.00	17.00	17.00	17.00	17.00
ENTOX TAB.	10TAB.	10.00	10.00	10.00	10.00	10.00	10.00	10.00	10.00
RENITEC TAB. 5 MG.	10TAB.	59.00	59.00	59.00	59.00	59.00	59.00	59.00	59.00
CAC. 1000 TAB	BOTTLE	122.00	122.00	122.00	122.00	122.00	122.00	122.00	122.00
AMOXIL CAPSOLE 250 MG.S	10CAP.	36.00	36.00	36.00	36.00	36.00	36.00	36.00	36.00
CALCIUM SYRUP SANDOZ	BOTTLE	64.00	64.00	64.00	64.00	64.00	64.00	64.00	64.00

Contd.

7.11 Intercity Consumer Prices July, 2015

Description	Unit	Karachi	Hyder- abad	Nawab- shah	Mirpurkhas	Mithi	Sukkar	Larkana	Dadu
LEDERPLEX SYRUP	BOTTLE	35.00	35.00	35.00	35.00	35.00	35.00	35.00	35.00
SANCOS SYRUP (50 ML.)	BOTTLE	30.00	30.00	30.00	30.00	30.00	30.00	30.00	30.00
PHENERGAN SYRUP 120 ML.	BOTTLE	33.00	33.00	33.00	33.00	33.00	33.00	33.00	33.00
CALPOL SYRUP 60 ML.	BOTTLE	28.00	28.00	28.00	28.00	28.00	28.00	28.00	28.00
HYDRYLLIN SYRUP 120 ML.	BOTTLE	65.00	65.00	65.00	65.00	65.00	65.00	65.00	65.00
POLYFAX EYE OINTMENT	TUBE	21.00	21.00	21.00	21.00	21.00	21.00	21.00	21.00
BETNESOL EYE DROPS	BOTTLE	33.89	33.89	33.89	33.89	33.89	33.89	33.89	33.89
EAR DROPS (CARDISPORINE) ***	BOTTLE	21.00	21.00	21.00	21.00	21.00	21.00	21.00	21.00
BETNOVATE-N OINTMENT 5 GMS	TUBE	16.00	16.00	16.00	16.00	16.00	16.00	16.00	16.00
BURNOL CREAM 30 GRM	TUBE	16.00	16.00	16.00	16.00	16.00	16.00	16.00	16.00
VICKS VAPORUB/BALM	BOTTLE	36.00	36.00	36.00	36.00	36.00	36.00	36.00	36.00
GLYCRINE SMALL BOTTLE	BOTTLE	20.00	25.00	25.00	20.00	15.00	15.00	15.00	27.50
JOUHAR JOSHANDA	PKT.	8.00	8.00	6.00	6.00	6.00	8.00	6.00	6.00
GALXOS-D (450 GRMS)	PKT.	157.50	157.50	151.88	151.88	151.88	157.50	157.50	151.88
GRIPE-WATER WOODWARDS	BOTTLE	55.00	50.00	50.00	50.00	50.00	55.00	50.00	55.00
SANIPLAST ONE PUTTY	EACH	2.00	2.00	2.00	1.00	1.00	2.00	2.00	2.00
O.R.S. (NIMCOL)	PKT.	15.00	15.00	15.00	15.00	15.00	15.00	15.00	15.00
DETTOL (MEDIUM)	BOTTLE	46.80	46.80	46.80	46.80	46.80	46.80	46.80	46.80
COTTON BANDAGE 2" - 4"	EACH	8.62	8.00	8.00	15.00	15.00	12.50	15.00	10.00
THERMOMETER CHINA	EACH	40.00	30.00	40.00	40.00	35.00	40.00	35.00	50.00
DOCTOR (MBBS) CLINIC FEE	P/PAT.	100.00	100.00	200.00	100.00	100.00	100.00	300.00	150.00
URINE TEST (DR) CHARGES	P/TEST	100.00	90.00	140.00	70.00	70.00	170.00	100.00	50.00
BLOOD TEST (CP) CHARGES	P/TEST	230.00	212.50	300.00	200.00	200.00	290.00	200.00	200.00
SUGAR TEST (RANDOM/FASTING BOTH) CHARGES	P/TEST	256.15	160.00	240.00	200.00	200.00	200.00	240.00	120.00
ECG CHARGES	P/TEST	265.38	213.13	350.00	200.00	200.00	350.00	200.00	200.00
X-RAY (CHEST) CHARGES	P/X-RAY	300.00	209.38	400.00	200.00	200.00	300.00	350.00	200.00
CAR SUZUKI 800 CC (W/O. A/C)	EACH	625000.00	625000.00	625000.00	625000.00	0.00	625000.00	632000.00	0.00
CAR SUZUKI 1000 CC	EACH	1034000.00	1034000.00	1044000.00	1044000.00	0.00	0.00	0.00	0.00
CAR TOYOTA 1300 CC	EACH	1682500.00	1561500.00	1568000.00	0.00	0.00	0.00	0.00	0.00
CAR HONDA CIVIC	EACH	2035000.00	0.00	2033000.00	0.00	0.00	0.00	0.00	0.00
MOTORCYCLE HONDA CD-70.	EACH	69900.00	69900.00	69000.00	68000.00	68500.00	70000.00	70000.00	69000.00
MOTORCYCLE YAMAHA 100CC.	EACH	78600.00	79300.00	79300.00	0.00	0.00	78500.00	79300.00	0.00
MOTOR CYCLE HERO 70 CC	EACH	46000.00	43000.00	44000.00	44500.00	0.00	43000.00	42500.00	0.00
BICYCLE WITH TYRES & TUBES	EACH	6000.00	7550.00	9300.00	7500.00	7900.00	7600.00	7900.00	7000.00
TYRE CAR WITH TUBE GENERAL	EACH	3500.00	2800.00	3800.00	3300.00	3400.00	3200.00	3800.00	4000.00
TYRE MOTOR CYCLE WITHOUT TUBE	EACH	1357.69	1100.00	1210.00	1250.00	1280.00	1200.00	1300.00	1300.00
TYRE CYCLE SPECIFY BRAND NAME	EACH	332.69	350.00	400.00	380.00	390.00	350.00	380.00	420.00
TYRE CAR W/O TUBE	EACH	2730.77	3000.00	3200.00	3100.00	3150.00	2700.00	2700.00	3600.00
PETROL SUPER	LITRE	77.79	77.79	77.79	77.79	77.79	77.79	77.79	77.79
HIGH SPEED DIESEL HSD	LITRE	87.12	87.12	87.12	87.12	87.12	87.12	87.12	87.12
CNG	K.G.	71.50	71.50	0.00	71.50	0.00	71.50	71.50	71.50
GAS CYLINDER STAND. SIZE	EACH	880.00	990.00	1100.00	1230.00	1280.00	1100.00	1078.00	1320.00
MOTOR CYCLE SERVICE CHARGES	EACH	350.00	300.00	250.00	250.00	250.00	250.00	350.00	250.00
CAR SERVICE CHARGES	EACH	365.38	450.00	500.00	300.00	300.00	350.00	550.00	400.00
TYRE PUNCTURE CHARGES	EACH	50.00	60.00	70.00	70.00	50.00	70.00	75.00	80.00
CYCLE OVERHAULING CHARGES	EACH	200.00	300.00	275.00	200.00	200.00	200.00	300.00	200.00
CAR TAX FOR 800CC TO 1300CC	YEARLY	1750.00	1750.00	1750.00	1750.00	1750.00	1750.00	1750.00	1750.00
TRAIN FARE ECO. 1-100 KM.	P/KM.	0.68	0.68	0.68	0.68	0.00	0.68	0.68	0.68
TRAIN FARE ECO. 101-500 KM.	P/KM.	0.98	0.98	0.98	0.98	0.00	0.98	0.98	0.98
TRAIN FARE ECO. > 500 KM.	P/KM.	0.89	0.89	0.89	0.89	0.00	0.89	0.89	0.89
TRAIN FARE IST SLP. 1-100KM	P/KM.	2.10	2.10	2.10	2.10	0.00	2.10	2.10	2.10
TRAIN FARE IST SLP.101-500 KM	P/KM.	2.59	2.59	2.59	2.59	0.00	2.59	2.59	2.59
TRAIN FARE IST SLP. > 500 KM	P/KM.	1.99	1.99	1.99	1.99	0.00	1.99	1.99	1.99
TRAIN FARE A/C SLP. 1-100KM.	P/KM	5.76	5.76	5.76	5.76	0.00	5.76	5.76	5.76
TRAIN FARE A/C SLP.101-500KM	P/KM.	4.59	4.59	4.73	4.59	0.00	4.59	4.59	4.59
TRAIN FARE A/C SLP > 500KM.	P/KM	4.16	4.16	4.16	4.16	0.00	4.16	4.16	4.16
PLATEFORM TICKET	EACH	10.00	10.00	10.00	10.00	0.00	10.00	10.00	10.00
AUTO RICKSHAW FARES	KM/MIN	75.00	40.00	80.00	60.00	90.00	80.00	50.00	40.00
FULL TONGA CHARGES	KM/MIN	70.00	60.00	35.00	40.00	0.00	80.00	65.00	0.00
TAXI 4 SEATER FARE	KM/MIN	75.00	60.00	100.00	90.00	90.00	80.00	60.00	60.00
BUS FARE MIN (WITHIN CITY)	TICKET	10.00	10.00	0.00	10.00	0.00	0.00	0.00	0.00
BUS FARE MAX (WITHIN CIT	TICKET	15.00	15.00	0.00	15.00	0.00	0.00	0.00	0.00

Contd.

7.11 Intercity Consumer Prices July, 2015

Description	Unit	Karachi	Hyder- abad	Nawab- shah	Mirpurkhas	Mithi	Sukkar	Larkana	Dadu
BUS FARE OUTSIDE CITY	P/KM.	0.88	0.88	0.88	0.88	0.88	0.88	0.88	0.88
A/C BUS FARE OUTSIDE CITY	P/KM.	1.50	1.50	1.50	1.50	1.50	1.50	1.50	1.50
MINIBUS FARE MIN.WITH IN CITY	TICKET	10.00	10.00	0.00	0.00	0.00	0.00	0.00	0.00
MINIBUS FARE MAX.WITH IN CITY	TICKET	16.00	16.00	0.00	0.00	0.00	0.00	0.00	0.00
SUZUKI FARE MIN.WITH IN CITY	TICKET	10.00	10.00	0.00	10.00	0.00	7.00	10.00	0.00
SUZUKI FARE MAXIMUM W.IN CITY	TICKET	16.54	15.00	0.00	10.00	0.00	15.00	10.00	0.00
AIR FARE ECONOMY CLASS.	P/KM.	19.26	19.26	19.26	0.00	0.00	19.26	19.26	0.00
POSTAL ENVELOPE DOMESTIC	EACH	8.00	8.00	8.00	8.00	8.00	8.00	8.00	8.00
ENVELOPE FOR SAUDI ARABIA	EACH	50.00	50.00	50.00	50.00	50.00	50.00	50.00	45.00
POSTAL REGISTRATION CHARGES	EACH	28.00	28.00	28.00	28.00	28.00	28.00	28.00	28.00
U.M.S. REG CHARGES MIN.	EACH	58.00	59.00	58.00	58.00	58.00	59.00	58.00	58.00
T.C.S. CH. MIN.WITH IN ZONE	EACH	120.00	150.00	110.00	110.00	110.00	110.00	110.00	110.00
TELEPHONE CHARGES LOCAL CALL	P/CALL	3.94	3.94	3.94	3.94	3.94	3.94	3.94	3.94
TEL CHARGES OUT SIDE CITY	P/CALL	3.94	3.94	3.94	3.94	3.94	3.94	3.94	3.94
INTERNET CHARGES	P/HOUR	20.00	25.00	30.00	20.00	20.00	30.00	20.00	30.00
MOBILE CELL CHARGES	P/UNIT	3.00	3.00	3.06	3.00	3.00	3.00	3.50	3.06
FAX CHARGES (LOCAL)	P/PAGE	15.00	20.00	15.00	15.00	20.00	20.00	20.00	20.00
TELEPHONE SET AV. QLTY	EACH	815.38	500.00	500.00	600.00	650.00	575.00	875.00	550.00
MOBILE SET NOKIA/SONY/ERICSON/SAMSUNG WITHOUT CAMERA	EACH	2600.00	2200.00	2500.00	2250.00	2300.00	2700.00	3200.00	2400.00
T.V. 20" COLORED WEGA H-A21.	EACH	19500.00	17300.00	18000.00	18000.00	18000.00	17500.00	20500.00	17000.00
T.V 20" COLOR CHINA/KORIA)	EACH	12000.00	10750.00	11000.00	10000.00	10000.00	12000.00	9000.00	11000.00
V.C.P. PANASONIC/LG/NAT	EACH	4000.00	5000.00	5000.00	6000.00	6000.00	5600.00	4800.00	4500.00
DVD/VCD PLAYER PANASONIC/LG	EACH	4500.00	3500.00	5000.00	3500.00	3000.00	4500.00	3000.00	2750.00
RADIO WITH C.PLAYER NATIONAL	EACH	2000.00	3500.00	3500.00	1500.00	1500.00	2000.00	2900.00	2000.00
PERSONNEL COMPUTER (BRANDED)	EACH	40000.00	31200.00	58000.00	46000.00	46000.00	45000.00	45000.00	27000.00
VID. CASSETTE BLK. TDK/SONY	EACH	140.00	120.00	200.00	120.00	120.00	140.00	170.00	160.00
COM. C.D. (TDK/IMATION)	EACH	50.00	80.00	60.00	50.00	55.00	50.00	55.00	40.00
TAPE RECORDER CASSETTE BLANK	EACH	50.00	60.00	50.00	50.00	55.00	50.00	55.00	50.00
VIDEO GAME SEGA 16 BYTE	EACH	1400.00	1000.00	1100.00	1800.00	0.00	1200.00	1500.00	1150.00
CINEMA A/C. HIGH CLASS	TICKET	150.00	60.00	0.00	30.00	0.00	0.00	0.00	0.00
CINEMA NON-A/C HIGH CLASS	TICKET	120.00	40.00	50.00	20.00	0.00	0.00	60.00	20.00
CABLE CHARGES	PER MONT	400.00	300.00	250.00	300.00	200.00	300.00	375.00	300.00
TV.LICENCE FEE DOMESTIC	YEARLY	420.00	420.00	420.00	420.00	420.00	420.00	420.00	420.00
ENGLISH BOOK CLASS V1	EACH	56.65	56.65	56.65	56.65	56.65	56.65	56.65	56.65
ENGLISH BOOK CLASS IX OR X	EACH	43.15	43.15	43.15	43.15	43.15	43.15	43.15	43.15
ENG. BOOK IST.YR COMPLETE SET	EACH	118.15	118.15	118.15	118.15	118.15	118.15	118.15	118.15
ENGLISH BOOK BA/B.SC	EACH	150.00	150.00	150.00	150.00	150.00	150.00	150.00	150.00
URDU BOOK CLASS V (T.B.BORD)	EACH	64.80	64.80	64.80	64.80	64.80	64.80	64.80	64.80
URDU BOOK CLASS IX/X(T.B.B)	EACH	53.35	53.35	53.35	53.35	53.35	53.35	53.35	53.35
URDU BOOK IST.YEAR/INTER	EACH	46.10	46.10	46.10	46.10	46.10	46.10	46.10	46.10
URDU BOOK BA/B.SC	EACH	120.00	120.00	120.00	120.00	120.00	120.00	120.00	120.00
MATHS BOOK CALSS V (T.B.B)	EACH	54.75	54.75	54.75	54.75	54.75	54.75	54.75	54.75
MATHS BOOK CLASS IX OR X	EACH	191.85	191.85	191.85	191.85	191.85	191.85	191.85	191.85
MATHS BOOK IST.YEAR (T.B.B)	EACH	115.90	115.90	115.90	115.90	115.90	115.90	115.90	115.90
PAKISTAN STUDIES BOOK BA/B.SC	EACH	125.00	125.00	125.00	125.00	125.00	125.00	125.00	125.00
DAILY "DAWN"	P/COPY	19.00	19.00	19.00	19.00	19.00	19.00	19.00	19.00
DAILY "JANG"	P/COPY	12.00	12.00	12.00	12.00	12.00	12.00	12.00	12.00
DAILY "NAWA-E-WAQT"	P/COPY	12.00	12.00	12.00	12.00	12.00	12.00	12.00	12.00
WEEKLY "AKHBAR-E-JAHAN"	P/COPY	55.00	55.00	55.00	55.00	55.00	55.00	55.00	55.00
WEEKLY "MAG"	P/COPY	45.00	45.00	45.00	45.00	45.00	45.00	45.00	45.00
MONTHLY "NAUNEHAL DIGEST"	P/COPY	35.00	35.00	35.00	35.00	35.00	35.00	35.00	35.00
PAPER FOOLSCAPE (27"x17")	QUIRE	46.54	30.00	27.00	30.00	25.00	45.00	50.00	35.00
EXERCISE.BOOK LINED 80/100 PGS	EACH	31.54	18.00	30.00	15.00	15.00	40.00	20.00	20.00
PENCILGOLDFISH/DEER	EACH	6.00	6.00	6.00	7.00	7.00	6.00	6.00	5.00
PEN INK DOLLOR 57 ML BOTTLE	EACH	20.00	20.00	20.00	25.00	25.00	25.00	25.00	20.00
PHOTOSTATE PAPER 70 GM	PRT	460.00	225.00	360.00	300.00	325.00	400.00	340.00	340.00
BALL PEN (local)	EACH	8.00	6.00	7.00	5.00	5.00	7.00	5.50	8.00
FOUNTAIN PEN HERO/WINGS/CHINA	EACH	40.00	25.00	50.00	20.00	25.00	40.00	42.50	30.00
PRIVATE SCHOOL FEE ENGLISH MED. AVG. STAN.(CLASS I)	P/ MONTH	861.54	1081.25	1500.00	500.00	350.00	1300.00	900.00	1695.00
PRIVATE SCHOOL FEE ENGLISH MED. AVG. STAN. (CLASS V)	P/ MONTH	961.54	1068.75	2100.00	700.00	450.00	1300.00	950.00	2185.00
PRIVATE SCHOOL FEE ENGLISH MED. AVG. STAN. (CLASS VI)	P/ MONTH	1461.54	1043.75	2700.00	800.00	500.00	1400.00	1200.00	2185.00
PRIVATE SCHOOL FEE ENGLISH MED. AVG. STAN. (CLASS X)	P/ MONTH	1923.08	1406.25	3300.00	1000.00	500.00	1400.00	1300.00	2415.00

Contd.

7.11 Intercity Consumer Prices

July, 2015

Description	Unit	Karachi	Hyder- abad	Nawab- shah	Mirpurkhas	Mithi	Sukkar	Larkana	Dadu
PRIVATE MEDICLE COLLEGE FEE MBBS (IST YEAR)	P/ MONTH	54166.66	50000.00	0.00	29166.00	0.00	0.00	0.00	0.00
PRIVATE ENGINEERING COLLEGE FEE (ISTR YEAR)	P/ MONTH	8333.33	0.00	0.00	0.00	0.00	0.00	0.00	0.00
GOVT. COLLEGE FEE IST. YEAR	MONTH	45.00	35.00	40.00	35.00	35.00	35.00	35.00	35.00
GOVT. COLLEGE FEE 4TH. YEAR	MONTH	75.00	75.00	67.50	67.50	70.00	67.50	75.00	75.00
GOVT. UNIVERSITY FEE MSC.	MONTH	1300.00	385.00	1550.00	354.17	354.17	0.00	0.00	354.17
GOVT. MED. COLLEGE FEE MBBS	MONTH	2417.00	2200.00	2000.00	0.00	2000.00	2000.00	4200.00	2000.00
GOVT. ENGG. COLL. FEE I YEAR	MONTH	1480.00	1000.00	333.33	0.00	0.00	0.00	1500.00	0.00
COACHING FEE FOR CLASS IX/X	P/ MONTH	1800.00	500.00	1200.00	500.00	600.00	1000.00	600.00	500.00
COACHING CHARGES FOR CLASS IST YEAR/INTER (SCIENCE)	P/ MONTH	2000.00	1000.00	1200.00	800.00	700.00	2000.00	700.00	500.00
COACHING CHARGES FOR CLASS IST YEAR/INTER (COMMERCE)	P/ MONTH	1800.00	600.00	1200.00	600.00	600.00	1080.00	600.00	500.00
I.T. TUITION FEES	P/ MONTH	3000.00	2000.00	1600.00	0.00	0.00	1500.00	1500.00	600.00
MBA TUITION FEES	P/ MONTH	8153.85	2500.00	0.00	0.00	0.00	6300.00	2500.00	0.00
BREAD TANDOORI ST. SIZE	EACH	8.31	10.00	7.00	7.00	7.00	8.00	7.00	6.00
COOKED MUTTON (AV. HOTEL)	PLATE	126.15	123.75	150.00	120.00	130.00	150.00	100.00	70.00
COOKED BEEF (AV. HOTEL)	PLATE	71.54	72.50	70.00	80.00	50.00	100.00	70.00	50.00
COOKED DAL (AV. HOTEL)	PLATE	53.08	46.25	60.00	50.00	50.00	50.00	60.00	40.00
CHICKEN BIRYANI FULL/DOUBLE	PLATE	153.08	100.00	100.00	100.00	100.00	150.00	190.00	120.00
TEA PREPARED (ORDINARY)	CUP	18.62	20.00	25.00	25.00	25.00	20.00	22.50	20.00
HAIRCUT CHARGES FOR MEN	P/CUT	66.15	70.00	100.00	50.00	50.00	70.00	100.00	50.00
BEAUTY PORL HAIR STYL CHARGE	P/STY.	380.77	225.00	250.00	150.00	100.00	175.00	325.00	250.00
SHAVING CHARGES	PER SHV	43.08	40.00	50.00	20.00	20.00	35.00	50.00	30.00
LIPSTICK S.MISS/MEDORA	EACH	90.00	110.00	120.00	110.00	110.00	100.00	110.00	90.00
NAIL POLISH S.MISS/MEDORA	EACH	90.00	60.00	95.00	80.00	80.00	85.00	80.00	50.00
PERFUME MED.SIZE MEDORA/BROACH	EACH	186.15	120.00	200.00	190.00	220.00	120.00	210.00	185.00
HAIR-OIL AMLA/CHAMBELI	BOTTLE	115.00	110.00	120.00	120.00	120.00	120.00	120.00	120.00
TOILET SOAP LUX 95 GRAMS	EACH	34.70	34.70	34.70	34.70	34.70	34.70	34.70	34.70
TOILET SOAP LIFEBOUY 140 GRM	EACH	36.00	36.00	36.00	36.00	36.00	36.00	36.00	37.00
TOILET SOAP SAFEGUARD BATH SIZE	EACH	46.00	48.00	50.00	48.00	48.00	50.00	48.00	50.00
TOOTHPASTE MACKLINES 70 GRM	EACH	50.00	50.00	50.00	50.00	50.00	50.00	50.00	50.00
TOOTHPAST MED SIZE CLGATE 70 GMS	EACH	60.67	60.67	60.67	60.67	60.67	60.67	60.67	60.67
TOOTHBRUSH SHEILD A/PLAUQUE	EACH	35.00	35.00	40.00	35.00	40.00	45.00	40.00	35.00
TOOTHPOWDER DENTONIC 90 GRM	EACH	28.00	28.00	25.00	25.00	25.00	28.00	25.00	25.00
HAIR-COLOUR BEGIN (6 GMS)	EACH	95.00	95.00	100.00	100.00	100.00	100.00	100.00	90.00
HAIR COLOUR (KALAKOLA)	BOTTLE	120.00	120.00	120.00	120.00	120.00	130.00	120.00	120.00
FACECREAM PONDS (MEDIUM)	EACH	110.00	110.00	110.00	110.00	110.00	120.00	110.00	110.00
TALC POWDER VICE ROAY,B.CAT	EACH	120.00	130.00	130.00	130.00	135.00	130.00	150.00	140.00
BLADE TREET ORDINARY 10'S	PKT.	40.00	35.00	40.00	35.00	30.00	45.00	45.00	40.00
BLADE 7-O-CLOCK STAIN. 5'S	PKT.	35.00	30.00	40.00	30.00	32.00	30.00	32.50	35.00
SHAMPOO SUNSILK/PAINTIN 100 ML	BOTTLE	110.00	110.00	110.00	110.00	110.00	100.00	110.00	110.00
BEAUTY CREAM (FAIR & LOVELY)	EACH	99.00	155.00	155.00	155.00	155.00	155.00	155.00	155.00
HAIR REMOVING CREAM (EU-CREAM)	TUBE	60.00	60.00	60.00	60.00	60.00	65.00	60.00	60.00
GEL MEDIUM SIZE	BOTTLE	60.00	55.00	67.50	55.00	75.00	70.00	75.00	120.00
DISPOSABLE RAZOR GILLET-II	EACH	35.00	40.00	35.00	35.00	35.00	40.00	37.50	35.00
SHAVING CREAM TOUCH-ME/ADM.	EACH	60.00	55.00	55.00	55.00	60.00	55.00	60.00	60.00
GOLD TEZABI 24 CT	10 GM.	38715.00	37854.00	44800.00	36660.00	36660.00	39263.00	38148.00	39435.00
SILVER TEZABI 24 CT	10 GM.	530.00	505.00	600.00	530.00	530.00	650.00	600.00	605.00
ARTIFICIAL JEWELLARY SET	SET	1261.54	400.00	1700.00	375.00	500.00	600.00	1050.00	250.00
WRIST WATCH GENTS CITIZEN (ORIGINAL) ***	EACH	2000.00	3100.00	3750.00	2500.00	2600.00	2600.00	3050.00	2500.00
WRIST WATCH LADIES CITIZEN (ORIGINAL) ***	EACH	2000.00	3050.00	3750.00	2500.00	2600.00	2500.00	2500.00	2500.00
WALL CLOCK QUARTZ AV.QLTY	EACH	400.00	312.50	500.00	350.00	300.00	475.00	475.00	200.00
SUITCASE REXIN (24"x16"x6")	EACH	1061.54	800.00	1600.00	850.00	900.00	1275.00	1150.00	900.00
TRUNK MEDIUM SIZE ***	EACH	1592.31	1075.00	1600.00	1100.00	1000.00	2000.00	1050.00	1150.00
PURSE LADIES (LEATHER) AVERAGE QUALITY	EACH	1292.31	437.50	800.00	550.00	500.00	600.00	1025.00	400.00

7.11 Intercity Consumer Prices July, 2015

Description	Unit	Peshawar	Mardan	Abbott- abad	Bannu	D.I. Khan	Mingora
WHEAT	10 KG.	321.67	330.00	400.00	330.00	327.50	320.00
WHEAT FLOUR FINE/SUPERIOR.	KG.	41.33	40.00	50.00	41.00	38.00	40.00
WHEAT FLOUR AVG. QLTY	KG.	37.00	38.00	40.50	39.00	37.50	38.00
WHEAT FLOUR BAG	10 KG.	368.33	375.00	395.00	387.50	392.50	380.00
MAIDA	KG.	54.00	50.00	55.00	60.00	50.00	50.00
SUJI	KG.	55.50	50.00	56.25	50.00	50.00	50.00
BESAN AV. QLTY.	KG.	106.67	110.00	95.00	105.00	80.00	82.50
RICE BASMATI SUP. QLTY.	KG.	127.50	120.00	150.00	120.00	105.00	110.00
RICE BASMATI 385/386	KG.	111.33	105.00	109.00	115.00	100.00	67.50
RICE BASMATI BROKEN AV.QLTY	KG.	68.33	75.00	75.00	51.00	65.00	55.00
RICE IRRI-6 (SINDH/PUNJAB)	KG.	42.50	41.25	47.50	52.50	47.50	45.00
VERMICELLI	KG.	74.17	80.00	85.00	70.00	72.50	80.00
BREAD PLAIN MEDIUM SIZE	EACH	35.00	35.00	35.00	35.00	30.00	40.00
RUSK (PAPAY)	KG.	178.33	200.00	145.00	140.00	140.00	300.00
BISCUITS-PACKED	PKT	35.00	35.00	35.00	35.00	35.00	35.00
BISCUIT-BAKERY (LOOSE)	250 GM	68.33	60.00	50.00	52.50	55.00	65.00
CORNFLAKS FAUJI 225 GM.	PKT	207.00	207.00	166.50	120.00	175.00	170.00
SAMOSA (VEGATABLE)	EACH	7.17	8.00	10.00	17.50	10.00	10.00
PASTRY AV.QLTY.	EACH	25.00	30.00	17.50	20.00	25.00	20.00
PATTIES (VEGATABLES)	EACH	23.33	22.50	20.00	30.00	20.00	15.00
NIMCO	250 GM	53.75	60.00	60.00	50.00	55.00	50.00
CHIPS	250 GM	61.67	50.00	80.00	85.00	55.00	60.00
BEEF WITH BONE AV.QLTY.	KG	290.00	275.00	257.50	285.00	270.00	280.00
MUTTON AV.QLTY.	KG	600.00	500.00	525.00	510.00	575.00	400.00
CHICKEN FARM BROILER (LIVE)	KG	194.00	185.00	175.00	195.00	128.75	199.00
FISH-RAHU MEDIUM SIZE	KG	226.67	220.00	225.00	300.00	280.00	250.00
MILK FRESH (UNBOILED)	LTR.	80.83	80.00	75.00	72.50	70.00	100.00
CURD	KG.	83.33	100.00	85.00	82.50	80.00	100.00
MILK TETRA PACK 1/2 LTR.	PKT.	60.00	60.00	70.00	58.00	60.00	55.00
LACTOGEN 400 GRAMS	PKT.	425.00	425.00	430.00	425.00	425.00	425.00
POWDER MILK NIDO 400GM.	PKT	350.00	350.00	350.00	350.00	350.00	350.00
MILK POWDER LOOSE/PACKED	KG.	525.00	445.00	516.67	557.50	430.00	475.00
BUTTER LOCAL PACKED	50 GM.	25.00	28.00	25.00	41.00	35.00	25.00
EGGS FARM	DOZ	85.00	85.00	78.00	90.00	60.00	90.00
MUSTARD OIL AV.QLTY.	KG.	220.00	210.00	250.00	190.00	190.00	200.00
COOKING OIL (DALDA)	2.5LTR	455.00	455.00	465.00	475.00	490.00	531.25
COOKING OIL (PAKWAN) OTHER BRAND SPECIFY	2.5 LTR	370.00	370.00	330.00	422.50	492.00	300.00
VEGETABLE GHEE TIN	2.5KG.	450.00	450.00	460.00	470.00	400.00	480.00
VEGETABLE GHEE (LOOSE)	KG.	153.33	152.50	145.00	160.00	157.50	147.50
DATES AV.QLTY.	KG.	177.50	180.00	225.00	207.50	185.00	170.00
PISTACHIO AV.QLTY.	50 GM.	67.50	60.00	90.00	80.00	60.00	110.00
ALMONDS WHOLE AV.QLTY.	KG.	675.00	700.00	400.00	500.00	412.50	750.00
COCONUT DRY AV.QLTY.	KG.	290.00	290.00	300.00	240.00	300.00	250.00
RAISINS AV.QLTY.	50 GM.	20.33	17.50	19.00	12.50	14.50	25.00
GROUNDNUTS (WITH SHELL)	KG.	153.33	150.00	200.00	125.00	132.50	140.00
MALTA/MOSAMBI	DOZ	0.00	0.00	0.00	0.00	0.00	0.00
KINNU	DOZ	0.00	0.00	0.00	0.00	0.00	0.00
APPLE	KG	191.67	175.00	135.00	132.50	130.00	220.00
ALOO BUKHARA	KG	105.83	100.00	140.00	100.00	97.50	80.00
POMEGRANATE (ANNAR)	KG	0.00	0.00	0.00	0.00	0.00	0.00
GRAPES	KG	135.00	135.00	200.00	250.00	0.00	130.00
BANANAS	DOZ	103.33	110.00	125.00	96.25	72.50	135.00
MANGO KALMI	KG	119.17	130.00	120.00	112.50	82.50	132.50
GUAVA	KG	0.00	0.00	0.00	0.00	0.00	0.00
WATERMELON (TURBOOZ)	KG	25.00	25.00	22.50	30.00	21.00	25.00
MUSKMELON (KHARBOOZA)	KG	51.67	50.00	50.00	20.00	42.50	55.00
SWEETMELON (GARMA)	KG	0.00	0.00	0.00	0.00	0.00	0.00
PULSE MASOOR (WHOLE)	KG.	128.75	140.00	140.00	122.50	110.00	110.00
PULSE MASOOR (WASHED)	KG.	128.75	140.00	122.50	122.50	130.00	120.00
PULSE MOONG (WASHED)	KG.	160.00	162.50	165.00	152.50	153.75	130.00

Contd.

7.11 Intercity Consumer Prices July, 2015

Description	Unit	Peshawar	Mardan	Abbott- abad	Bannu	D.I. Khan	Mingora
PULSE MASH (WASHED)	KG.	188.33	190.00	185.00	152.50	150.00	165.00
PULSE GRAM	KG.	108.33	97.50	92.50	95.00	85.00	105.00
GRAM WHOLE BLACK AV.QLTY.	KG.	89.17	95.00	85.00	60.00	50.00	90.00
GRAM WHOLE YELLOW AV.QLTY	KG.	105.83	100.00	105.00	100.00	110.00	105.00
BEANS (LAL LOBIA)	KG.	105.00	100.00	152.50	107.50	140.00	125.00
POTATOES	KG.	25.00	22.50	21.00	20.00	26.25	28.75
ONION	KG	46.67	40.00	40.00	37.50	45.00	40.00
TURNIP	KG	0.00	0.00	0.00	0.00	0.00	0.00
RADISH	KG	0.00	0.00	0.00	0.00	0.00	0.00
TOMATOES	KG	35.83	35.00	17.50	37.50	52.50	40.00
CABBAGE	KG	0.00	0.00	0.00	0.00	0.00	0.00
CAULIFLOWER	KG	0.00	0.00	0.00	0.00	0.00	0.00
BRINJAL	KG	38.33	20.00	30.00	32.50	45.00	40.00
PUMPKIN	KG	43.33	30.00	25.00	27.50	55.00	30.00
BOTTLEGOURD	KG	41.67	20.00	27.50	30.00	50.00	30.00
LADY FINGER	KG	55.00	40.00	55.00	40.00	48.75	40.00
PEAS	KG	0.00	0.00	0.00	0.00	0.00	0.00
SPINACH	KG	0.00	0.00	0.00	0.00	0.00	0.00
TINDA	KG	51.67	35.00	40.00	42.50	25.00	50.00
TURAI	KG	55.00	40.00	42.50	40.00	51.25	45.00
KARAILA	KG	47.50	40.00	42.50	37.50	47.50	40.00
ARVI	KG	61.67	60.00	75.00	50.00	50.00	60.00
CHILLIES GREEN	KG	73.33	100.00	80.00	85.00	125.00	65.00
CARROT	KG	0.00	0.00	0.00	0.00	0.00	0.00
COCUMBER (KHEERA)	KG	36.67	30.00	22.50	55.00	56.25	35.00
LEMON	250GM	45.00	60.00	40.00	30.00	27.50	40.00
SUGAR REFINED	KG.	67.67	68.00	66.00	65.00	59.50	67.50
GUR AV.QLTY	KG.	88.33	80.00	100.00	95.00	76.00	80.00
HONEY LANGANESE 500 GM.	BOTTLE	860.00	860.00	850.00	350.00	860.00	500.00
MILO 200 GM.	BOTTLE	170.00	170.00	200.00	200.00	220.00	200.00
CUSTARD POWDER RAFHAN 300 GM.	PKT	75.00	75.00	75.00	75.00	75.00	75.00
TOFFEE (HILAL)	EACH	1.50	1.50	1.00	1.00	1.00	1.00
CHOWKELATE CANDY (SMALL SIZE)	EACH	5.00	5.00	5.00	5.00	5.00	5.00
SWEETMEAT (MIXED)	KG	276.67	250.00	230.00	185.00	242.50	250.00
ICE CREAM WALLS	CUP.	40.00	40.00	40.00	40.00	40.00	40.00
ICE	KG	11.67	12.00	10.00	12.00	10.00	15.00
JAM AHMED/MITCHELLES	BOTTLE	135.00	140.00	130.00	110.00	140.00	127.50
SQUASH-MITCHELLES	BOTTLE	150.00	150.00	150.00	145.00	157.50	160.00
ROOH AFZA	BOTTLE	150.00	150.00	147.50	150.00	150.00	150.00
JAM-E-SHIREEN	BOTTLE	150.00	150.00	160.00	150.00	155.00	150.00
SAUNF	50 GM	20.00	17.50	20.00	15.00	12.00	10.00
CINAMON LOOSE AV. QLTY	50 GM.	20.00	20.00	27.50	30.00	20.00	20.00
CUMINSEED WHITE NATIONAL	50 GM.	54.00	54.00	52.00	52.00	52.00	50.00
PEPPER BLACK NATIONAL	50 GM.	96.00	96.00	96.00	96.00	96.00	96.00
CLOVES LOOSE AV.QLTY	50 GM.	113.33	120.00	125.00	105.00	60.00	85.00
CARDAMOM LARGE LOOSE AV.QLTY	50 GM.	207.50	195.00	140.00	90.00	90.00	85.00
CARDAMOM SMALL AV.QLTY	50 GM.	125.00	110.00	115.00	120.00	75.00	87.50
SALT-POWDERED (LAHORI) LOOSE	KG.	10.00	10.00	10.00	9.00	5.00	15.00
SALT POWDERED (NATIONAL/SHAN)	PKT	25.00	25.00	25.00	20.00	25.00	20.00
CHILLIES POWD.NATIONAL 200GM	PKT	105.00	105.00	105.00	105.00	105.00	105.00
CHILLIES POWDER LOOS	KG.	230.00	250.00	290.00	282.50	230.00	220.00
CORRIANDER SEED POWD.NATIONAL	PKT	104.00	78.00	88.00	77.00	88.00	104.00
CORRIANDER SEED (LOOSE)	KG.	253.33	255.00	290.00	277.50	200.00	230.00
TURMERIC POWD.NATIONAL 50GM	PKT.	35.00	35.00	35.00	35.00	35.00	39.00
CURRY POWD. NATIONAL 200 GM	PKT.	87.00	87.00	87.00	86.00	86.00	87.00
TOMATO KETCHUP AHMED/MITCHL	BOTTLE	101.67	100.00	80.00	70.00	100.00	105.00
PICKLES AHMED/MITCHELLES	BOTTLE	110.00	120.00	100.00	100.00	110.00	102.50
VINEGAR SYNTHETIC (SIRKA)	BOTTLE	78.33	60.00	75.00	40.00	60.00	86.25
GARLIC	KG	103.33	130.00	125.00	142.50	140.00	145.00
GINGER	KG	229.17	280.00	155.00	380.00	220.00	255.00

Contd.

7.11 Intercity Consumer Prices July, 2015

Description	Unit	Peshawar	Mardan	Abbott- abad	Bannu	D.I. Khan	Mingora
TAPAL DANEDAR TEA 200GM PACKET	PKT	129.47	129.47	126.32	136.84	126.32	136.84
TEA LIPTON YELLOW LABEL 200GM.	PKT.	149.47	149.47	149.47	149.47	149.47	128.42
TEA LOOSE KENYA AV.QLTY 250GM.	PKT.	136.67	150.00	150.00	140.00	132.50	140.00
COFFEE-NESCAFE 75 GM. **	BOTTLE	300.00	300.00	330.00	280.00	320.00	330.00
COLD DRINK (STANDARD SIZ)	BOTTLE	25.00	25.00	22.50	25.00	25.00	25.00
FRUIT JUICE TETRA PACK	PKT.	15.00	15.00	17.50	17.50	20.00	27.50
MINERAL WATER NESTLE 1.5 LTR	BOTTLE	45.00	45.00	50.00	50.00	50.00	45.00
CIGARETTES K-2 10'S **	PKT	55.00	55.00	45.00	48.00	50.00	55.00
CIGARETTES CAPSTAN 10'S **	PKT	60.00	60.00	60.00	55.00	50.00	60.00
CIGARETTES GOLD LEAF 20'S	PKT	116.67	115.00	115.00	105.00	100.00	115.00
CIGARETTES MORVEN GOLD 20'S	PKT	60.00	60.00	50.00	55.00	50.00	60.00
BETEL LEAVES	50GM.	73.33	90.00	60.00	75.00	50.00	60.00
BETEL NUTS	KG.	400.00	425.00	270.00	290.00	280.00	400.00
LONG CLOTH 57" GUL AHMED/AL-KARAM	METER	300.00	300.00	200.00	170.00	227.50	185.00
SHIRTING AV.QLTY.	METER	283.33	325.00	160.00	142.50	150.00	175.00
PANT CLOTH W & WEAR AV.QLTY	METER	375.00	362.50	375.00	650.00	265.00	650.00
LAWN PRINTED GUL AHMED/AL-KARAM	METER	360.00	380.00	300.00	187.50	260.00	185.00
GEORGETTE AV.QLTY	METER	110.00	110.00	80.00	97.50	90.00	115.00
LINEN AV.QLTY ***	METER	155.00	165.00	125.00	141.25	80.00	145.00
HEAVY WT SUITING LAWERNCPUR AVG QLTY	METER	2250.00	2250.00	1200.00	850.00	750.00	1537.50
HEAVY WT SUITING LAWERNCPUR SUP QLTY	METER	2500.00	2500.00	2500.00	950.00	1200.00	1850.00
TROPICAL SUITING LAW.PUR	METER	1400.00	1600.00	1100.00	680.00	750.00	1300.00
PANT BOY 24"/26" LENGTH.	EACH	500.00	550.00	625.00	675.00	450.00	375.00
SHIRT BOY 24"/26" LENGTH	EACH	341.67	335.00	625.00	350.00	240.00	325.00
SCHOOL UNI. PANT,SHIRT BOYS	SUIT	766.67	750.00	630.00	727.50	475.00	650.00
SCHOOL UNI. KAMEEZ,SHAL.BOYS	SUIT	708.33	525.00	800.00	650.00	450.00	450.00
SCHOOL UNI. KAMEEZ,SHAL.GIRL	SUIT	816.67	850.00	670.00	650.00	500.00	650.00
FROCK W/WEAR GIRLS	EACH	1066.67	1150.00	1050.00	850.00	650.00	550.00
AWAMI-SUIT W & W(BOY) 24"/26	SUIT	988.33	950.00	1050.00	810.00	600.00	615.00
AWAMI-SUIT W&W (GENTS)AV.QLTY	SUIT	1658.33	1550.00	1900.00	1825.00	925.00	1300.00
PULLOVER GENTS OXFORD/BON.	EACH	3188.33	3187.50	2895.00	2800.00	2400.00	2950.00
PULLOVER LADIES OXFORD/BON.	EACH	2883.33	2800.00	2895.00	2800.00	2400.00	2875.00
PULLOVER (GENTS) OTHERS A.QTY	EACH	1116.67	1100.00	1955.00	1362.50	825.00	1925.00
SECOND-HAND COAT FOR MEN	EACH	633.33	525.00	525.00	325.00	200.00	650.00
SECONDHAND SWEETER FOR MEN DUP QLTY	EACH	850.00	850.00	375.00	225.00	150.00	450.00
SECONDHAND WINTER JACKET	EACH	791.67	950.00	525.00	250.00	200.00	925.00
UNDERWEAR AV.QLTY MEDIUM SIZE	EACH	115.00	90.00	200.00	87.50	70.00	130.00
VEST FOR MEN AV.QLTY.	EACH	135.00	110.00	150.00	85.00	70.00	110.00
VEST/SHAMEEZ (WOMEN) AVG. QLTY	EACH	165.00	130.00	200.00	137.50	110.00	95.00
SOCKS NYLON (PAKISTANI)	PAIR	97.50	110.00	77.50	62.50	50.00	55.00
BRASSIER AV.QLTY.	EACH	121.67	110.00	85.00	150.00	85.00	110.00
BRASSIER SUP QLTY	EACH	236.67	190.00	190.00	220.00	110.00	165.00
DOPATTA GEORGETTE AV.QLTY.	EACH	268.33	265.00	387.50	240.00	250.00	350.00
DOPATTA COTTON AV GLTY	EACH	225.00	235.00	250.00	272.50	230.00	255.00
CHADDAR (W/WEAR) (2x2.5 MTR)	EACH	1016.67	950.00	487.50	472.50	337.50	800.00
LUNGI/DHOTI(COTTON) AVG. QLTY	EACH	275.00	300.00	350.00	415.00	230.00	210.00
HANDKERCHIEF AVG. QLTY PAK	EACH	27.50	27.50	30.00	20.00	40.00	25.00
HANDKERCHIEF SUP. QLTY PAK	EACH	51.67	45.00	45.00	37.50	50.00	35.00
GLOVES AV QLTY	PAIR	110.00	110.00	80.00	55.00	60.00	55.00
AZARBAND COTTON AVG. QLTY	EACH	29.58	30.00	12.50	15.00	11.00	10.00
SEWING THREAD/REEL(ASLI PARI)	EACH	8.50	8.50	6.00	5.00	5.00	5.00
WASHING CHARGES PAINT & SHIRT	SUIT	200.00	110.00	50.00	70.00	80.00	100.00
DRY CLEANING SUIT COAT PANT	SUIT	400.00	325.00	350.00	250.00	180.00	450.00
WASHING CH. (KAMIZ-SHALWAR)	PAIR	76.67	65.00	50.00	65.00	35.00	60.00
TAILORING SHIRT	EACH	483.33	425.00	300.00	300.00	265.00	500.00
TAILORING CHARGES PANT (MEN)	EACH	1233.33	775.00	700.00	950.00	550.00	950.00
TAILORING COAT-PANT SUIT	SUIT	5200.00	4350.00	4200.00	2850.00	2500.00	4400.00
TAILORING AWAMI-SUIT (MALE)	SUIT	608.33	600.00	562.50	550.00	512.50	550.00
TAILORING SUIT FEMALE	SUIT	550.00	500.00	325.00	475.00	375.00	650.00
GENTS SHOES PAUL BATA	PAIR	1199.00	1199.00	1199.00	1199.00	1199.00	1199.00

Contd.

7.11 Intercity Consumer Prices July, 2015

Description	Unit	Peshawar	Mardan	Abbott- abad	Bannu	D.I. Khan	Mingora
GENTS SANDAL BATA	PAIR	699.00	699.00	699.00	699.00	699.00	699.00
GENTS SPOUNG CHAPPAL BATA	PAIR	179.00	179.00	179.00	179.00	179.00	179.00
LADIES SANDAL BATA	PAIR	499.00	499.00	499.00	499.00	499.00	499.00
LADIES SPOUNG CHAPPAL BATA	PAIR	179.00	179.00	179.00	179.00	179.00	179.00
CHILD SHOE POWER LITE BATA	PAIR	599.00	599.00	599.00	599.00	599.00	599.00
GENTS SHOE, ART 1109 SERVICE	PAIR	999.00	999.00	999.00	999.00	999.00	999.00
NYLON JOGGER 27 SIZE 2-5 ***	PAIR	1299.00	1299.00	1299.00	1299.00	1299.00	1299.00
CHINA FOOT WEAR AV. QLTY (MALE) *	PAIR	945.83	950.00	900.00	900.00	750.00	1350.00
CHINA FOOT WEAR AV. QLTY (FEMALE) *	PAIR	879.17	875.00	837.50	750.00	475.00	512.50
CHINA FOOT WEAR AV. QLTY (CHILDREN) *	PAIR	550.00	525.00	500.00	475.00	325.00	475.00
SHOE REPAIR HALF SOLE	PAIR	131.67	110.00	100.00	85.00	95.00	155.00
SHOES POLISH CHARGES AVERAGE SHOP	PAIR	20.00	20.00	20.00	20.00	16.25	20.00
HOUSE RENT (combined)	MONTH	7495.00	3191.00	8526.00	3598.00	4814.00	3481.00
rent 2	pm	7495.00	3191.00	8526.00	3598.00	4814.00	3481.00
RENT3	PM	7495.00	3191.00	8526.00	3598.00	4814.00	3481.00
RENT4	PM	7495.00	3191.00	8526.00	3598.00	4814.00	3481.00
RENT5	PM	7495.00	3191.00	8526.00	3598.00	4814.00	3481.00
RENT6	PM	7495.00	3191.00	8526.00	3598.00	4814.00	3481.00
SYNTHETIC ENEMAL ROBIALAC BALTI 3.64 LTR.	EACH	1833.33	1850.00	1950.00	1775.00	2000.00	2170.00
SYNTHETIC ENEMAL ICI BALTI 3.64 LTR.	EACH	1855.00	1900.00	1950.00	1825.00	1989.00	2160.00
CEMENT (LOCAL) SPECIFY BRAND NAME	BAG	500.00	500.00	507.50	510.00	500.00	509.00
BRICKS (NEW) IST CLASS	P/1000	7733.33	6900.00	7850.00	6500.00	6200.00	9600.00
CEMENT BLOCKS (6"x8"x12")	P/100	0.00	0.00	0.00	0.00	0.00	3300.00
BAJREE	100CFT	3166.67	3000.00	2933.33	1800.00	3075.00	2650.00
SAND (BLACK PIT SAND)	K100CFT	2083.33	1450.00	2550.00	1450.00	1600.00	2800.00
TIMBER SHESHAM LOG IST QUALITY	cubmt.	42378.00	42378.00	0.00	35000.00	32700.00	0.00
IRON BAR (M.S. BAR) 1/2"	P/TON	72766.67	73000.00	72000.00	72500.00	74500.00	71000.00
CARPANTER WAGE RATE	P/DAY	741.67	750.00	800.00	875.00	950.00	950.00
MASON (RAJ) WAGE RATE	P/DAY	900.00	800.00	800.00	1200.00	950.00	1000.00
UNSKILLED LABOUR WAGE RATE	P/DAY	483.33	450.00	400.00	525.00	500.00	500.00
PLUMBER WAGE RSTE	P/DAY	900.00	900.00	0.00	850.00	900.00	950.00
ELECTICIAN WAGE RATE PER DAY **	P/DAY	933.33	900.00	0.00	700.00	900.00	900.00
ELECTICIAN WAGE RATE PER POINT **	P/PNT	100.00	100.00	122.50	90.00	70.00	155.00
WATER CHARGES PER HOUSE	P/MONTH	150.00	120.00	175.00	200.00	100.00	130.00
ELECT.CHARGES UPTO 50 UNITS	P/UNIT	2.00	2.00	2.00	2.00	2.00	2.00
ELECT.CHARGES 01 - 100 UNIT	P/UNIT	6.18	6.18	6.18	6.18	6.18	6.18
ELECT.CHARGES 101 - 300 UNIT	P/UNIT	9.44	9.44	9.44	9.44	9.44	9.44
ELECT.CHARGES 301 - 1000 UNIT	P/UNIT	16.02	16.02	16.02	16.02	16.02	16.02
ELECT.CHARGES ABOVE 1000 UNIT	P/UNIT	18.09	18.09	18.09	18.09	18.09	18.09
ELEC	PM	10.35	10.35	10.35	10.35	10.35	10.35
GAS CHRg upto 3.3719 MMBUT	MMBTU	124.18	124.18	124.18	124.18	0.00	124.18
GAS CHRg 3.3719 - 6.7438 MMBUT	MMBTU	248.37	248.37	248.37	248.37	0.00	248.37
GAS CHRg 6.7438 - 10.1157 MMBUT	MMBTU	248.37	248.37	248.37	248.37	0.00	248.37
GAS CHRg10.1157 - 13.4876 MMBUT	MMBTU	620.91	620.91	620.91	620.91	0.00	620.91
GAS	PM	620.91	620.91	620.91	620.91	0.00	620.91
GAS	PM	372.55	372.55	372.55	372.55	0.00	372.55
KEROSENE OIL	LTR	89.00	100.00	90.00	92.00	80.00	110.00
FIREWOOD WHOLE	40 KG.	662.50	550.00	400.00	490.00	350.00	550.00
CHAIR SHESHAM WOOD WITH ARMS **	EACH	1825.00	2000.00	1600.00	1100.00	2550.00	1450.00
CHAIR PLASTIC (CHAIRMAN) AVERAGE QUALITY	EACH	1183.33	1200.00	915.00	667.50	800.00	800.00
TABLE SHESHAM WOOD (4X2X5") ***	EACH	6166.67	6000.00	6000.00	6000.00	4500.00	5000.00
SOFASET WOODEN WITH FOAM SEAT **	SET	24083.33	19000.00	16500.00	14750.00	18000.00	21000.00
COT IRON (WITH NIWAR)AV.QLTY.	EACH	2100.00	2100.00	2200.00	1737.50	2300.00	1750.00
ALMIRAH (STEEL) 6'X3' 20 GUAGE	EACH	9250.00	9000.00	14500.00	9812.50	9300.00	9375.00
DINNING TABLE 6 CHAIRS A.QLTY	SET	28500.00	27500.00	17000.00	11500.00	17000.00	22500.00
SINGLE BED WITHOUT FOAM MED.	EACH	6666.67	6250.00	3750.00	3500.00	5700.00	4750.00
MATRESS SINGLE(4"THICK)	EACH	4796.67	4750.00	4800.00	4450.00	3350.00	5560.00
FARSHI DARI 12'X9' AV.QLTY	EACH	1387.50	1200.00	1350.00	1450.00	1100.00	1450.00
DARI COTTON (6'x2 1/2') AV.QL	EACH	350.00	375.00	300.00	450.00	400.00	1175.00
CARPET PLAIN AV. QLTY	SQFT.	38.83	41.50	47.50	44.50	35.00	45.00

Contd.

7.11 Intercity Consumer Prices July, 2015

Description	Unit	Peshawar	Mardan	Abbott- abad	Bannu	D.I. Khan	Mingora
QUILT (LIHAF) 3 KG. COTTON	EACH	1075.00	1150.00	850.00	900.00	600.00	650.00
BLANKET (90" x 54")	EACH	2483.33	2500.00	3000.00	2800.00	2900.00	5250.00
BEDSHEET SINGLE BED SUP.QLTY	EACH	866.67	825.00	575.00	487.50	500.00	650.00
BED SHEET DOUBLE WITH TWO PILLOW COVERS SUP QLTY	SET	1633.33	1650.00	2200.00	1300.00	1075.00	1250.00
TOWEL(3'x2') AV. QALTY	EACH	300.00	225.00	475.00	270.00	275.00	250.00
CEILING FAN 48" SUPER QLTY **	EACH	3091.67	3000.00	2895.00	3500.00	3250.00	2975.00
PEDESTAL FAN 22" SUPER QLTY	EACH	4700.00	4350.00	4390.00	4500.00	4730.00	3550.00
REFG. DAWLENCE 10 CFT. D.DOOR	EACH	30000.00	30000.00	30400.00	30000.00	33500.00	30500.00
D-FREEZER WAVES 8 CFT.	EACH	30833.33	30500.00	28900.00	30500.00	29000.00	32250.00
AIRCONDITIONER 1.5 TON PEL	EACH	40000.00	41000.00	40000.00	46250.00	44000.00	44000.00
SPLIT AIR CONDITIONER 1.5 TON (SPECIFY BRAND NAME)	EACH	44750.00	43500.00	44000.00	45000.00	43000.00	48000.00
AIRCOOLER SUPER ASIA	EACH	15166.67	15250.00	10500.00	10500.00	14900.00	9750.00
WASHING MACHINE SINGER	EACH	15600.00	15600.00	15600.00	14700.00	14700.00	14700.00
SEWING MACHINE(SINGER)	EACH	6432.92	6800.00	5860.00	5910.00	5210.00	6095.00
GIZER LARGE SIZE 30 GALLON CAPACITY SUP QLTY	EACH	22900.00	23600.00	20500.00	15200.00	18500.00	16500.00
GAS BURNER DOUBLE SPFY.BRAND	EACH	3500.00	2500.00	1725.00	2500.00	1800.00	1500.00
ELECT. IRON PHILIPS MDL.1120	EACH	2733.33	1600.00	1650.00	1500.00	1000.00	1500.00
ELECTRIC JUICER FOR APPLE	EACH	4833.33	4500.00	4000.00	4750.00	3625.00	1700.00
S.STEEL DEGHCHI MEDIUM SIZE ***	EACH	788.33	650.00	525.00	567.50	500.00	600.00
ALUMINIUM COOKING PAN (DEGCHI) MED SIZE	EACH	675.00	650.00	350.00	585.00	425.00	750.00
NON STICK COOKING PAN (DEGCHI) SUP. QLTY	EACH	1050.00	625.00	600.00	567.50	525.00	750.00
FRYING PAN STEEL AVG. QLTY MED. SIZE	EACH	441.67	375.00	325.00	470.00	352.50	275.00
TAWA IORN (MEDIUM SIZE) AVG. QLTY	EACH	383.33	425.00	425.00	595.00	355.00	325.00
S.STEEL PLATE A.QLTY.(M.SIZE)	EACH	72.08	67.50	75.00	65.00	55.00	72.50
TABLE SPOON S.STEEL SUP.QLTY.	DOZEN	483.33	425.00	300.00	470.00	265.00	550.00
WATER SET JUG+6 GLASSES (OMROC)	SET	466.67	450.00	450.00	487.50	500.00	450.00
TEA SET PAK. CHINAWARE 21 PCS.	SET	2466.67	2200.00	2100.00	1425.00	1550.00	2650.00
DINNER SET PLASTIC 72 PIECES SUPERIOR QLTY	SET	8583.33	8000.00	5500.00	3950.00	3250.00	3750.00
HOTPOT SET PLASTIC 3 PCS.	SET	1216.67	1175.00	1500.00	1550.00	1025.00	1775.00
BUCKET(BALT) PLASTIC MED.SIZ	EACH	375.00	400.00	375.00	445.00	290.00	350.00
LOTA PLASTIC (MED SIZE) AVERAGE QUALITY	EACH	53.33	47.50	55.00	40.00	35.00	65.00
PRESURE COOKER 4 LTR.	EACH	1300.00	1150.00	933.33	1400.00	1375.00	1450.00
WATER COOLER 9/10 LTR.PLASTIC ***	EACH	516.67	525.00	575.00	450.00	600.00	475.00
THERMOS STARVAC 1 LTR	EACH	508.33	425.00	550.00	450.00	500.00	675.00
BULB PHILIPS 100-WATTS	EACH	40.00	40.00	30.00	30.00	30.00	37.50
TUBE LIGHT PHILIPS 40 WATTS	EACH	100.00	100.00	110.00	95.00	100.00	150.00
ELECTRIC BLUBS "0" WATTE LOCAL	EACH	21.67	25.00	20.00	20.00	22.50	25.00
ELECTRIC BLUB ENERGY SAVER 14 WATTS	EACH	170.00	170.00	160.00	160.00	170.00	175.00
WASHING SOAP 250 GMS SPECIFY BRAND NAME	EACH	40.00	40.00	40.00	37.00	30.00	33.75
SURF EXCEL 400 GMS POLY BAG	EACH	115.00	125.00	125.00	125.00	125.00	110.00
WASHING POWDER 1000 GRM	EACH	185.00	185.00	185.00	175.00	185.00	185.00
WASHING POWDER (WHEEL/ BONUS) 100 GRAMS	EACH	95.00	95.00	95.00	95.00	92.50	90.00
CLEANSER POWDER VIM 1000 GM	PKT.	72.22	72.22	72.22	72.22	72.22	66.67
FINIS 500 ML	BOTTLE	170.00	170.00	180.00	140.00	110.00	110.00
PHNYLE TYPHONE/FINIS/CARRANITE 3 LITRES	BOTTLE	150.00	150.00	125.00	137.50	130.00	130.00
HARPIC	BOTTLE	145.00	145.00	135.00	140.00	140.00	125.00
BOOT POLISH CHERRY/KIWI 50ML	EACH	100.00	100.00	100.00	100.00	100.00	100.00
ROBIN BLUE (35 GRAMS)	PKT.	46.67	45.00	30.00	40.00	28.00	30.00
TISSU PAPER PERFUMED 100 PCS.	PKT	113.33	120.00	110.00	90.00	100.00	90.00
TOILET PAPER ROLL (R.PETEL)	P/ROLL	38.00	38.00	35.00	35.00	35.00	27.50
BOOT POLISH LIQUID CHEERY BLOSSOM KIWI 75 ML	BOTTLE	135.00	135.00	130.00	120.00	135.00	120.00
MATCH BOX SMALL	EACH	2.00	2.00	1.25	2.00	1.00	1.00
DRY CELL 1.5 VOLT(LOCAL)	EACH	25.00	25.00	20.00	23.50	20.00	20.00
HAND STITCHING NEEDLE M.SIZE	PACKET	5.83	6.00	9.00	6.00	6.00	5.00
SEWING MACHINE NEEDLE (SINGER)	EACH	5.83	6.00	7.50	5.00	5.00	5.00
HOUSEHOLD SERVANT FEMALE P/T	P/MNTH	1516.67	1200.00	2500.00	1625.00	2750.00	2750.00
MARRIAGE HALL WITH FURNITURE	P/HEAD	241.67	250.00	105.00	85.00	100.00	60.00
SEPTRAN TABLETS	10TAB.	15.00	15.00	15.00	15.00	16.00	15.00
BRUFEN TABS 200-MG.	10TAB.	10.00	10.00	10.00	10.00	10.00	10.00
PANADOL TAB. EXTRA/PLAIN	10TAB.	10.00	10.00	10.00	10.00	10.00	10.00

Contd.

7.11 Intercity Consumer Prices July, 2015

Description	Unit	Peshawar	Mardan	Abbott- abad	Bannu	D.I. Khan	Mingora
DISPRIN TAB.	10TAB.	10.00	10.00	10.00	10.00	10.00	10.00
TRISIL TAB.	10 TAB	10.00	10.00	10.00	10.00	10.00	10.00
FLAGYL TAB. 200 MG.	10TAB.	10.00	10.00	10.00	10.00	10.00	10.00
VENTOLIN TAB. 2MG.	10TAB.	9.00	9.00	9.00	9.00	9.00	9.00
DAONIL TAB. 5 MG.	10TAB.	17.00	17.00	17.00	17.00	17.00	17.00
ENTOX TAB.	10TAB.	10.00	10.00	10.00	10.00	10.00	10.00
RENITEC TAB. 5 MG.	10TAB.	59.00	59.00	59.00	59.00	59.00	59.00
CAC. 1000 TAB	BOTTLE	122.00	122.00	122.00	122.00	122.00	122.00
AMOXIL CAPSOLE 250 MG.S	10CAP.	36.00	36.00	36.00	36.00	36.00	36.00
CALCIUM SYRUP SANDOZ	BOTTLE	64.00	64.00	64.00	64.00	64.00	64.00
LEDERPLEX SYRUP	BOTTLE	35.00	35.00	35.00	35.00	35.00	35.00
SANCOS SYRUP (50 ML.)	BOTTLE	30.00	30.00	30.00	30.00	30.00	30.00
PHENERGAN SYRUP 120 ML.	BOTTLE	33.00	33.00	33.00	33.00	33.00	33.00
CALPOL SYRUP 60 ML.	BOTTLE	28.00	28.00	28.00	28.00	28.00	28.00
HYDRYLLIN SYRUP 120 ML.	BOTTLE	65.00	65.00	65.00	65.00	65.00	65.00
POLYFAX EYE OINTMENT	TUBE	21.00	21.00	21.00	21.00	21.00	21.00
BETNESOL EYE DROPS	BOTTLE	33.89	33.89	33.89	33.89	33.89	33.89
EAR DROPS (CARDISPORINE) ***	BOTTLE	21.00	21.00	21.00	21.00	21.00	21.00
BETNOVATE-N OINTMENT 5 GMS	TUBE	16.00	16.00	16.00	16.00	16.00	16.00
BURNOL CREAM 30 GRM	TUBE	16.00	16.00	16.00	16.00	16.00	16.00
VICKS VAPORUB/BALM	BOTTLE	36.00	36.00	36.00	36.00	36.00	36.00
GLYCRINE SMALL BOTTLE	BOTTLE	26.67	30.00	35.00	25.00	15.00	30.00
JOUHAR JOSHANDA	PKT.	8.00	8.00	6.00	6.00	7.00	8.00
GALXOS-D (450 GRMS)	PKT.	168.75	157.50	151.88	157.50	151.88	151.88
GRIPE-WATER WOODWARDS	BOTTLE	55.00	50.00	50.00	50.00	50.00	55.00
SANIPLAST ONE PUTTY	EACH	2.00	2.00	2.00	2.00	2.00	2.00
O.R.S. (NIMCOL)	PKT.	16.33	15.00	15.00	15.00	15.00	15.00
DETTOL (MEDIUM)	BOTTLE	46.80	46.80	46.80	46.80	46.80	46.80
COTTON BANDAGE 2" - 4"	EACH	9.00	9.00	10.50	10.00	5.50	6.00
THERMOMETER CHINA	EACH	41.50	42.00	47.50	40.00	45.00	40.00
DOCTOR (MBBS) CLINIC FEE	P/PAT.	220.83	225.00	150.00	175.00	200.00	250.00
URINE TEST (DR) CHARGES	P/TEST	100.00	100.00	60.00	100.00	120.00	100.00
BLOOD TEST (CP) CHARGES	P/TEST	200.00	200.00	100.00	175.00	130.00	250.00
SUGAR TEST (RANDOM/FASTING BOTH) CHARGES	P/TEST	200.00	200.00	140.00	100.00	140.00	100.00
ECG CHARGES	P/TEST	200.00	200.00	200.00	243.75	300.00	150.00
X-RAY (CHEST) CHARGES	P/X-RAY	233.33	180.00	200.00	200.00	300.00	180.00
CAR SUZUKI 800 CC (W/O. A/C)	EACH	708800.00	708800.00	645000.00	0.00	642000.00	0.00
CAR SUZUKI 1000 CC	EACH	1083000.00	1085800.00	1105000.00	0.00	1052000.00	0.00
CAR TOYOTA 1300 CC	EACH	1648000.00	1648000.00	1590000.00	0.00	1700500.00	0.00
CAR HONDA CIVIC	EACH	2475000.00	2475000.00	2180000.00	0.00	0.00	0.00
MOTORCYCLE HONDA CD-70.	EACH	69900.00	69900.00	69900.00	69000.00	70000.00	70000.00
MOTORCYCLE YAMAHA 100CC.	EACH	80000.00	80000.00	79300.00	84000.00	79300.00	0.00
MOTOR CYCLE HERO 70 CC	EACH	44000.00	43000.00	46000.00	43000.00	45000.00	45000.00
BICYCLE WITH TYRES & TUBES	EACH	8333.33	7700.00	9800.00	8900.00	6825.00	6300.00
TYRE CAR WITH TUBE GENERAL	EACH	3750.00	3750.00	3350.00	5150.00	3500.00	3500.00
TYRE MOTOR CYCLE WITHOUT TUBE	EACH	1300.00	1275.00	1500.00	1325.00	1050.00	1262.50
TYRE CYCLE SPECIFY BRAND NAME	EACH	371.67	325.00	450.00	545.00	325.00	500.00
TYRE CAR W/O TUBE	EACH	3380.00	3250.00	3300.00	4600.00	3600.00	3350.00
PETROL SUPER	LITRE	77.79	77.79	77.79	77.79	77.79	77.79
HIGH SPEED DIESEL HSD	LITRE	87.12	87.12	87.12	87.12	87.12	87.12
CNG	K.G.	76.35	0.00	0.00	0.00	0.00	76.35
GAS CYLINDER STAND. SIZE	EACH	1100.00	1100.00	1150.00	1080.00	1125.00	1050.00
MOTOR CYCLE SERVICE CHARGES	EACH	300.00	280.00	350.00	325.00	275.00	275.00
CAR SERVICE CHARGES	EACH	300.00	300.00	400.00	0.00	400.00	282.50
TYRE PUNCTURE CHARGES	EACH	55.83	50.00	75.00	70.00	50.00	55.00
CYCLE OVERHAULING CHARGES	EACH	350.00	350.00	275.00	550.00	300.00	250.00
CAR TAX FOR 800CC TO 1300CC	YEARLY	1075.00	1075.00	1075.00	1075.00	1075.00	1075.00
TRAIN FARE ECO. 1-100 KM.	P/KM.	0.68	0.00	0.68	0.68	0.00	0.00
TRAIN FARE ECO. 101-500 KM.	P/KM.	0.98	0.00	0.98	0.98	0.00	0.00
TRAIN FARE ECO. > 500 KM.	P/KM.	0.89	0.00	0.89	0.89	0.00	0.00

Contd.

7.11 Intercity Consumer Prices July, 2015

Description	Unit	Peshawar	Mardan	Abbott- abad	Bannu	D.I. Khan	Mingora
TRAIN FARE IST SLP. 1-100KM	P/KM.	2.10	0.00	2.10	2.10	0.00	0.00
TRAIN FARE IST SLP.101-500 KM	P/KM.	2.59	0.00	2.59	2.59	0.00	0.00
TRAIN FARE IST SLP. > 500 KM	P/KM.	1.99	0.00	1.99	1.99	0.00	0.00
TRAIN FARE A/C SLP. 1-100KM.	P/KM	5.76	0.00	5.76	5.76	0.00	0.00
TRAIN FARE A/C SLP.101-500KM	P/KM.	4.59	0.00	4.59	4.59	0.00	0.00
TRAIN FARE A/C SLP > 500KM.	P/KM	4.16	0.00	4.16	4.16	0.00	0.00
PLATEFORM TICKET	EACH	10.00	0.00	10.00	10.00	0.00	0.00
AUTO RICKSHAW FARES	KM/MIN	55.00	60.00	50.00	30.00	50.00	50.00
FULL TONGA CHARGES	KM/MIN	60.00	60.00	60.00	40.00	0.00	0.00
TAXI 4 SEATER FARE	KM/MIN	100.00	100.00	65.00	40.00	150.00	75.00
BUS FARE MIN (WITHIN CITY)	TICKET	10.00	10.00	10.00	10.00	0.00	0.00
BUS FARE MAX (WITHIN CIT	TICKET	20.00	19.00	10.00	20.00	0.00	0.00
BUS FARE OUTSIDE CITY	P/KM.	0.80	0.80	0.80	0.80	0.80	0.80
A/C BUS FARE OUTSIDE CITY	P/KM.	0.90	0.90	0.90	0.90	0.90	0.90
MINIBUS FARE MIN.WITH IN CITY	TICKET	10.00	0.00	0.00	0.00	0.00	0.00
MINIBUS FARE MAX.WITH IN CITY	TICKET	20.00	0.00	0.00	0.00	0.00	0.00
SUZUKI FARE MIN.WITH IN CITY	TICKET	10.00	10.00	10.00	0.00	10.00	10.00
SUZUKI FARE MAXIMUM W.IN CITY	TICKET	20.00	15.00	13.00	0.00	15.00	15.00
AIR FARE ECONOMY CLASS.	P/KM.	19.26	0.00	0.00	0.00	0.00	0.00
POSTAL ENVELOPE DOMESTIC	EACH	8.00	8.00	8.00	8.00	8.00	8.00
ENVELOPE FOR SAUDI ARABIA	EACH	50.00	50.00	50.00	50.00	50.00	50.00
POSTAL REGISTRATION CHARGES	EACH	28.00	28.00	28.00	28.00	28.00	28.00
U.M.S. REG CHARGES MIN.	EACH	58.00	58.00	59.00	59.00	58.00	59.00
T.C.S. CH. MIN.WITH IN ZONE	EACH	150.00	150.00	150.00	110.00	110.00	130.00
TELEPHONE CHARGES LOCAL CALL	P/CALL	3.94	3.94	3.94	3.94	3.94	3.94
TEL CHARGES OUT SIDE CITY	P/CALL	3.94	3.94	3.94	3.94	3.94	3.94
INTERNET CHARGES	P/HOUR	30.00	30.00	30.00	25.00	42.50	30.00
MOBILE CELL CHARGES	P/UNIT	2.88	2.88	4.00	2.88	2.50	2.50
FAX CHARGES (LOCAL)	P/PAGE	20.00	20.00	17.50	15.00	15.00	10.00
TELEPHONE SET AV. QLTY	EACH	1200.00	1250.00	1400.00	1012.50	1300.00	1075.00
MOBILE SET NOKIA/SONY/ERICSON/SAMSUNG WITHOUT CAMERA	EACH	2775.00	2850.00	3550.00	2600.00	2250.00	2487.50
T.V. 20" COLORED WEGA H-A21.	EACH	18600.00	19000.00	20000.00	22000.00	20000.00	24750.00
T.V 20" COLOR CHINA/KORIA)	EACH	8083.33	9000.00	10500.00	9000.00	9550.00	8125.00
V.C.P. PANASONIC/LG/NAT	EACH	3916.67	0.00	6500.00	6500.00	5000.00	0.00
DVD/VCD PLAYER PANASONIC/LG	EACH	3066.67	4000.00	4600.00	2500.00	5500.00	3000.00
RADIO WITH C.PLAYER NATIONAL	EACH	2616.67	2600.00	2800.00	2175.00	1900.00	1450.00
PERSONNEL COMPUTER (BRANDED)	EACH	50000.00	48800.00	35000.00	52000.00	41500.00	33500.00
VID. CASSETTE BLK. TDK/SONY	EACH	100.00	100.00	150.00	110.00	100.00	125.00
COM. C.D. (TDK/IMATION)	EACH	40.00	40.00	50.00	65.00	50.00	50.00
TAPE RECORDER CASSETTE BLANK	EACH	33.33	30.00	60.00	25.00	42.50	70.00
VIDEO GAME SEGA 16 BYTE	EACH	1250.00	1250.00	1800.00	1450.00	1475.00	0.00
CINEMA A/C. HIGH CLASS	TICKET	70.00	30.00	0.00	0.00	0.00	0.00
CINEMA NON-A/C HIGH CLASS	TICKET	70.00	30.00	30.00	40.00	50.00	100.00
CABLE CHARGES	PER MONT	200.00	300.00	250.00	300.00	300.00	200.00
TV.LICENCE FEE DOMESTIC	YEARLY	420.00	420.00	420.00	420.00	420.00	420.00
ENGLISH BOOK CLASS V1	EACH	75.00	75.00	75.00	75.00	75.00	75.00
ENGLISH BOOK CLASS IX OR X	EACH	68.00	68.00	68.00	68.00	68.00	68.00
ENG. BOOK IST.YR COMPLETE SET	EACH	76.00	76.00	76.00	76.00	76.00	76.00
ENGLISH BOOK BA/B.SC	EACH	120.00	120.00	120.00	120.00	120.00	120.00
URDU BOOK CLASS V (T.B.BORD)	EACH	76.00	76.00	76.00	76.00	76.00	76.00
URDU BOOK CLASS IX/X(T.B.B)	EACH	58.50	58.50	58.50	58.50	58.50	58.50
URDU BOOK IST.YEAR/INTER	EACH	81.00	76.00	76.00	76.00	76.00	76.00
URDU BOOK BA/B.SC	EACH	170.00	160.00	160.00	160.00	160.00	160.00
MATHS BOOK CALSS V (T.B.B)	EACH	105.00	105.00	105.00	105.00	105.00	105.00
MATHS BOOK CLASS IX OR X	EACH	114.00	114.00	114.00	114.00	114.00	114.00
MATHS BOOK IST.YEAR (T.B.B)	EACH	176.00	176.00	176.00	176.00	176.00	176.00
PAKISTAN STUDIES BOOK BA/B.SC	EACH	120.00	120.00	120.00	120.00	120.00	120.00
DAILY "DAWN"	P/COPY	19.00	19.00	19.00	19.00	19.00	19.00
DAILY "JANG"	P/COPY	12.00	12.00	12.00	12.00	12.00	12.00
DAILY "NAWA-E-WAQT"	P/COPY	12.00	12.00	12.00	12.00	12.00	12.00

Contd.

7.11 Intercity Consumer Prices July, 2015

Description	Unit	Peshawar	Mardan	Abbott- abad	Bannu	D.I. Khan	Mingora
WEEKLY "AKHBAR-E-JAHAN"	P/COPY	55.00	55.00	55.00	55.00	55.00	55.00
WEEKLY "MAG"	P/COPY	45.00	45.00	45.00	45.00	45.00	45.00
MONTHLY "NAUNEHAL DIGEST"	P/COPY	35.00	35.00	35.00	35.00	35.00	35.00
PAPER FOOLSCAPE (27"x17")	QUIRE	20.00	20.00	37.50	32.50	47.50	25.00
EXERCISE.BOOK LINED 80/100 PGS	EACH	71.67	65.00	60.00	55.00	45.00	60.00
PENCILGOLDFISH/DEER	EACH	5.17	5.00	5.50	5.00	5.00	7.50
PEN INK DOLLOR 57 ML BOTTLE	EACH	20.00	20.00	20.00	20.00	20.00	20.00
PHOTOSTATE PAPER 70 GM	PRT	323.33	330.00	320.00	295.00	350.00	350.00
BALL PEN (local)	EACH	5.50	6.00	7.00	6.50	5.00	5.00
FOUNTAIN PEN HERO/WINGS/CHINA	EACH	44.17	50.00	55.00	35.00	40.00	50.00
PRIVATE SCHOOL FEE ENGLISH MED. AVG. STAN.(CLASS I)	P/ MONTH	1916.67	2000.00	1512.50	575.00	500.00	1000.00
PRIVATE SCHOOL FEE ENGLISH MED. AVG. STAN. (CLASS V)	P/ MONTH	2016.67	2300.00	1797.50	700.00	800.00	1000.00
PRIVATE SCHOOL FEE ENGLISH MED. AVG. STAN. (CLASS VI)	P/ MONTH	2033.33	2300.00	1847.50	775.00	1000.00	1250.00
PRIVATE SCHOOL FEE ENGLISH MED. AVG. STAN. (CLASS X)	P/ MONTH	2125.00	2800.00	2287.50	900.00	1800.00	2000.00
PRIVATE MEDICLE COLLEGE FEE MBBS (1ST YEAR)	P/ MONTH	50000.00	0.00	50000.00	0.00	0.00	0.00
PRIVATE ENGINEERING COLLEGE FEE (ISTR YEAR)	P/ MONTH	15000.00	15000.00	0.00	0.00	0.00	0.00
GOVT. COLLEGE FEE IST. YEAR	MONTH	42.09	42.09	42.09	42.09	42.09	42.09
GOVT. COLLEGE FEE 4TH. YEAR	MONTH	54.90	54.79	50.00	50.00	39.59	39.59
GOVT. UNIVERSITY FEE MSC.	MONTH	1487.93	1487.93	539.58	620.00	540.00	540.00
GOVT. MED. COLLEGE FEE MBBS	MONTH	641.67	641.66	641.66	642.00	641.66	641.66
GOVT. ENGG. COLL. FEE I YEAR	MONTH	595.83	595.83	0.00	404.17	595.83	0.00
COACHING FEE FOR CLASS IX/X	P/ MONTH	2500.00	2500.00	1200.00	700.00	1000.00	1750.00
COACHING CHARGES FOR CLASS 1ST YEAR/INTER (SCIENCE)	P/ MONTH	3000.00	3000.00	1500.00	700.00	1100.00	2750.00
COACHING CHARGES FOR CLASS 1ST YEAR/INTER (COMMERCE)	P/ MONTH	3000.00	3000.00	1000.00	750.00	1000.00	950.00
I.T. TUITION FEES	P/ MONTH	5277.83	5000.00	4166.00	2500.00	2100.00	0.00
MBA TUITION FEES	P/ MONTH	6369.50	6000.00	3000.00	3000.00	2100.00	0.00
BREAD TANDOORI ST. SIZE	EACH	10.00	10.00	10.00	10.00	6.00	10.00
COOKED MUTTON (AV. HOTEL)	PLATE	150.00	120.00	150.00	150.00	140.00	145.00
COOKED BEEF (AV. HOTEL)	PLATE	120.00	100.00	90.00	90.00	100.00	117.50
COOKED DAL (AV. HOTEL)	PLATE	60.00	60.00	57.50	47.50	70.00	62.50
CHICKEN BIRYANI FULL/DOUBLE	PLATE	133.33	120.00	140.00	125.00	145.00	190.00
TEA PREPARED (ORDINARY)	CUP	15.00	20.00	17.50	15.00	15.00	17.50
HAIRCUT CHARGES FOR MEN	P/CUT	141.67	120.00	85.00	70.00	55.00	82.50
BEAUTY PORL HAIR STYL CHARGE	P/STY.	250.00	225.00	400.00	167.50	140.00	450.00
SHAVING CHARGES	PER SHV	76.67	80.00	42.50	37.50	32.50	55.00
LIPSTICK S.MISS/MEDORA	EACH	110.00	120.00	100.00	100.00	100.00	90.00
NAIL POLISH S.MISS/MEDORA	EACH	100.00	100.00	105.00	100.00	100.00	85.00
PERFUME MED.SIZE MEDORA/BROACH	EACH	193.33	200.00	110.00	120.00	180.00	150.00
HAIR-OIL AMLA/CHAMBELI	BOTTLE	115.00	115.00	120.00	120.00	85.00	100.00
TOILET SOAP LUX 95 GRAMS	EACH	34.70	34.70	34.70	34.70	34.70	34.70
TOILET SOAP LIFEBOUY 140 GRM	EACH	37.00	37.00	36.00	36.00	36.00	36.00
TOILET SOAP SAFEGUARD BATH SIZE	EACH	48.00	48.00	48.00	50.00	48.00	48.00
TOOTHPASTE MACKLINES 70 GRM	EACH	50.00	50.00	50.00	50.00	50.00	50.00
TOOTHPAST MED SIZE CLGATE 70 GMS	EACH	60.67	60.67	60.67	60.67	60.67	60.67
TOOTHBRUSH SHEILD A/PLAUQUE	EACH	45.00	45.00	42.50	32.50	40.00	46.25
TOOTHPOWDER DENTONIC 90 GRM	EACH	28.00	25.00	25.00	25.00	25.00	25.00
HAIR-COLOUR BEGIN (6 GMS)	EACH	100.00	100.00	90.00	95.00	95.00	100.00
HAIR COLOUR (KALAKOLA)	BOTTLE	130.00	130.00	130.00	120.00	125.00	120.00
FACECREAM PONDS (MEDIUM)	EACH	110.00	110.00	110.00	120.00	110.00	120.00
TALC POWDER VICE ROAY.B.CAT	EACH	120.00	145.00	120.00	120.00	110.00	110.00
BLADE TREET ORDINARY 10'S	PKT.	30.83	35.00	30.00	30.00	30.00	30.00
BLADE 7-O-CLOCK STAIN. 5'S	PKT.	35.00	35.00	30.00	30.00	30.00	32.50
SHAMPOO SUNSILK/PAINTIN 100 ML	BOTTLE	100.00	100.00	100.00	100.00	110.00	110.00
BEAUTY CREAM (FAIR & LOVELY)	EACH	85.00	85.00	155.00	85.00	120.00	115.00
HAIR REMOVING CREAM (EU-CREAM)	TUBE	60.00	60.00	60.00	55.00	55.00	65.00
GEL MEDIUM SIZE	BOTTLE	120.00	120.00	120.00	65.00	85.00	120.00
DISPOSABLE RAZOR GILLET-II	EACH	45.00	45.00	35.00	35.00	40.00	45.00
SHAVING CREAM TOUCH-ME/ADM.	EACH	60.00	60.00	60.00	55.00	55.00	60.00
GOLD TEZABI 24 CT	10 GM.	39580.00	39167.00	39008.00	40350.00	30189.00	38543.00
SILVER TEZABI 24 CT	10 GM.	633.00	633.00	582.00	720.00	565.00	525.00
ARTIFICIAL JEWELLARY SET	SET	950.00	850.00	662.50	800.00	230.00	2125.00
WRIST WATCH GENTS CITIZEN (ORIGINAL) ***	EACH	4000.00	4000.00	2000.00	2500.00	2500.00	2500.00
WRIST WATCH LADIES CITIZEN (ORIGINAL) ***	EACH	4000.00	4000.00	1800.00	2500.00	2500.00	2500.00
WALL CLOCK QUARTZ AV.QLTY	EACH	1350.00	1350.00	525.00	425.00	255.00	650.00
SUITCASE REXIN (24"x16"x6")	EACH	783.33	900.00	1000.00	750.00	725.00	800.00
TRUNK MEDIUM SIZE ***	EACH	4250.00	3800.00	1150.00	1725.00	1300.00	2200.00
PURSE LADIES (LEATHER) AVERAGE QUALITY	EACH	1266.67	975.00	700.00	725.00	500.00	600.00

7.11 Intercity Consumer Prices July, 2015

Description	Unit	Quetta	Turbat	Gawadar	Loralai	Khuzdar	D.M. Jamali
WHEAT	10 KG.	350.00	440.00	480.00	375.00	430.00	300.00
WHEAT FLOUR FINE/SUPERIOR.	KG.	40.00	58.00	58.00	42.50	48.00	37.00
WHEAT FLOUR AVG. QLTY	KG.	38.00	45.00	52.00	40.00	45.00	34.00
WHEAT FLOUR BAG	10 KG.	380.00	465.00	520.00	380.00	450.00	385.00
MAIDA	KG.	60.00	78.00	80.00	60.00	52.00	48.00
SUJI	KG.	60.00	80.00	80.00	60.00	75.00	50.00
BESAN AV. QLTY.	KG.	120.00	110.00	120.00	120.00	110.00	90.00
RICE BASMATI SUP. QLTY.	KG.	150.00	170.00	170.00	136.00	105.00	120.00
RICE BASMATI 385/386	KG.	95.00	90.00	105.00	125.00	65.00	82.50
RICE BASMATI BROKEN AV.QLTY	KG.	80.00	67.50	70.00	80.00	50.00	45.00
RICE IRRI-6 (SINDH/PUNJAB)	KG.	50.00	55.00	56.00	50.00	45.00	37.50
VERMICELLI	KG.	75.00	80.00	70.00	80.00	70.00	75.00
BREAD PLAIN MEDIUM SIZE	EACH	40.00	30.00	30.00	35.00	40.00	30.00
RUSK (PAPAY)	KG.	135.00	160.00	160.00	160.00	150.00	120.00
BISCUITS-PACKED	PKT	35.00	35.00	35.00	35.00	35.00	35.00
BISCUIT-BAKERY (LOOSE)	250 GM	55.00	56.00	60.00	55.00	80.00	70.00
CORNFLAKS FAUJI 225 GM.	PKT	162.00	153.00	154.00	120.00	153.00	180.00
SAMOSAS (VEGATABLE)	EACH	12.00	7.00	6.00	15.00	6.00	10.00
PASTRY AV.QLTY.	EACH	22.50	20.00	20.00	22.50	15.00	20.00
PATTIES (VEGATABLES)	EACH	25.00	20.00	20.00	20.00	15.00	17.00
NIMCO	250 GM	45.00	70.00	70.00	75.00	80.00	65.00
CHIPS	250 GM	50.00	65.00	80.00	60.00	80.00	65.00
BEEF WITH BONE AV.QLTY.	KG	365.00	400.00	390.00	300.00	320.00	260.00
MUTTON AV.QLTY.	KG	600.00	650.00	650.00	560.00	530.00	540.00
CHICKEN FARM BROILER (LIVE)	KG	215.00	290.00	300.00	230.00	225.00	190.00
FISH-RAHU MEDIUM SIZE	KG	330.00	350.00	335.00	260.00	250.00	225.00
MILK FRESH (UNBOILED)	LTR.	85.00	110.00	110.00	85.00	80.00	80.00
CURD	KG.	100.00	120.00	120.00	90.00	90.00	120.00
MILK TETRA PACK 1/2 LTR.	PKT.	60.00	64.00	60.00	60.00	50.00	50.00
LACTOGEN 400 GRAMS	PKT.	425.00	425.00	425.00	435.00	435.00	435.00
POWDER MILK NIDO 400GM.	PKT	350.00	350.00	350.00	350.00	360.00	345.00
MILK POWDER LOOSE/PACKED	KG.	400.00	500.00	495.00	450.00	675.00	475.00
BUTTER LOCAL PACKED	50 GM.	24.00	30.00	30.00	0.00	30.00	30.00
EGGS FARM	DOZ	110.00	96.00	90.00	100.00	90.00	90.00
MUSTARD OIL AV.QLTY.	KG.	190.00	200.00	210.00	200.00	180.00	165.00
COOKING OIL (DALDA)	2.5LTR	470.00	500.00	505.00	470.00	485.00	445.00
COOKING OIL (PAKWAN) OTHER BRAND SPECIFY	2.5 LTR	430.00	500.00	530.00	440.00	485.00	460.00
VEGETABLE GHEE TIN	2.5KG.	460.00	500.00	510.00	440.00	495.00	440.00
VEGETABLE GHEE (LOOSE)	KG.	160.00	170.00	170.00	150.00	130.00	170.00
DATES AV.QLTY.	KG.	185.00	75.00	120.00	220.00	90.00	200.00
PISTACHIO AV.QLTY.	50 GM.	60.00	60.00	65.00	60.00	130.00	55.00
ALMONDS WHOLE AV.QLTY.	KG.	445.00	530.00	525.00	500.00	800.00	725.00
COCONUT DRY AV.QLTY.	KG.	240.00	200.00	200.00	220.00	400.00	270.00
RAISINS AV.QLTY.	50 GM.	22.50	20.00	20.00	14.00	60.00	27.50
GROUNDNUTS (WITH SHELL)	KG.	140.00	145.00	150.00	180.00	200.00	240.00
MALTA/MOSAMBI	DOZ	0.00	0.00	0.00	0.00	0.00	0.00
KINNU	DOZ	0.00	0.00	0.00	0.00	0.00	0.00
APPLE	KG	150.00	125.00	125.00	100.00	100.00	175.00
ALOO BUKHARA	KG	120.00	85.00	210.00	80.00	100.00	140.00
POMEGRANATE (ANNAR)	KG	0.00	0.00	0.00	0.00	0.00	0.00
GRAPES	KG	90.00	160.00	0.00	100.00	130.00	130.00
BANANAS	DOZ	70.00	95.00	95.00	90.00	90.00	55.00
MANGO KALMI	KG	87.50	105.00	115.00	120.00	80.00	80.00
GUAVA	KG	0.00	0.00	0.00	0.00	0.00	0.00
WATERMELON (TURBOOZ)	KG	30.00	30.00	30.00	20.00	20.00	30.00
MUSKMELON (KHARBOOZA)	KG	50.00	40.00	30.00	30.00	40.00	30.00
SWEETMELON (GARMA)	KG	0.00	0.00	0.00	0.00	0.00	0.00
PULSE MASOOR (WHOLE)	KG.	155.00	125.00	130.00	140.00	100.00	140.00
PULSE MASOOR (WASHED)	KG.	160.00	135.00	129.00	120.00	115.00	155.00
PULSE MOONG (WASHED)	KG.	185.00	150.00	152.50	160.00	150.00	180.00

Contd.

7.11 Intercity Consumer Prices July, 2015

Description	Unit	Quetta	Turbat	Gawadar	Loralai	Khuzdar	D.M. Jamali
PULSE MASH (WASHED)	KG.	218.75	155.00	155.00	200.00	145.00	145.00
PULSE GRAM	KG.	130.00	105.00	100.00	130.00	110.00	105.00
GRAM WHOLE BLACK AV.QLTY.	KG.	105.00	120.00	120.00	120.00	150.00	110.00
GRAM WHOLE YELLOW AV.QLTY	KG.	150.00	160.00	160.00	140.00	170.00	160.00
BEANS (LAL LOBIA)	KG.	140.00	90.00	90.00	120.00	140.00	125.00
POTATOES	KG	22.00	30.00	35.00	25.00	20.00	20.00
ONION	KG	40.00	50.00	45.00	40.00	25.00	37.50
TURNIP	KG	0.00	0.00	0.00	0.00	0.00	0.00
RADISH	KG	0.00	0.00	0.00	0.00	0.00	0.00
TOMATOES	KG	30.00	85.00	85.00	60.00	30.00	35.00
CABBAGE	KG	0.00	0.00	0.00	0.00	0.00	0.00
CAULIFLOWER	KG	0.00	0.00	0.00	0.00	0.00	0.00
BRINJAL	KG	87.50	75.00	75.00	40.00	25.00	35.00
PUMPKIN	KG	87.50	50.00	45.00	50.00	0.00	50.00
BOTTLEGOURD	KG	47.50	55.00	70.00	40.00	25.00	40.00
LADY FINGER	KG	97.50	85.00	85.00	60.00	55.00	45.00
PEAS	KG	0.00	0.00	0.00	0.00	0.00	0.00
SPINACH	KG	0.00	0.00	0.00	0.00	0.00	0.00
TINDA	KG	77.50	75.00	75.00	40.00	46.50	27.50
TURAI	KG	92.50	75.00	85.00	65.00	50.00	65.00
KARAILA	KG	97.50	105.00	110.00	60.00	50.00	35.00
ARVI	KG	67.50	57.00	70.00	80.00	0.00	55.00
CHILLIES GREEN	KG	62.50	100.00	110.00	110.00	75.00	35.00
CARROT	KG	0.00	0.00	0.00	0.00	0.00	0.00
COCUMBER (KHEERA)	KG	92.50	85.00	95.00	40.00	40.00	55.00
LEMON	250GM	47.50	60.00	75.00	50.00	80.00	50.00
SUGAR REFINED	KG.	66.00	70.00	71.00	70.00	61.00	63.50
GUR AV.QLTY	KG.	85.00	95.00	90.00	70.00	95.00	65.00
HONEY LANGANESE 500 GM.	BOTTLE	740.00	650.00	700.00	610.00	500.00	800.00
MILO 200 GM.	BOTTLE	200.00	150.00	150.00	200.00	200.00	220.00
CUSTARD POWDER RAFHAN 300 GM.	PKT	75.00	80.00	80.00	80.00	70.00	75.00
TOFFEE (HILAL)	EACH	1.00	2.00	2.50	1.00	1.00	2.00
CHOWKELATE CANDY (SMALL SIZE)	EACH	5.00	5.00	5.00	5.00	5.00	5.00
SWEETMEAT (MIXED)	KG	250.00	350.00	350.00	250.00	300.00	285.00
ICE CREAM WALLS	CUP.	40.00	40.00	40.00	40.00	40.00	40.00
ICE	KG	15.00	17.50	20.00	15.00	30.00	12.50
JAM AHMED/MITCHELLES	BOTTLE	140.00	115.00	115.00	140.00	190.00	125.00
SQUASH-MITCHELLES	BOTTLE	160.00	142.50	150.00	150.00	190.00	150.00
ROOH AFZA	BOTTLE	160.00	150.00	155.00	150.00	145.00	150.00
JAM-E-SHIREEN	BOTTLE	160.00	150.00	150.00	160.00	155.00	150.00
SAUNF	50 GM	13.50	14.50	14.00	15.00	30.00	15.00
CINAMON LOOSE AV. QLTY	50 GM.	22.50	30.00	40.00	30.00	30.00	22.50
CUMINSEED WHITE NATIONAL	50 GM.	50.00	51.00	50.00	54.00	50.00	54.00
PEPPER BLACK NATIONAL	50 GM.	96.00	74.00	75.00	96.00	80.00	96.00
CLOVES LOOSE AV.QLTY	50 GM.	86.00	50.00	50.00	100.00	80.00	120.00
CARDAMOM LARGE LOOSE AV.QLTY	50 GM.	145.00	60.00	70.00	150.00	160.00	105.00
CARDAMOM SMALL AV.QLTY	50 GM.	180.00	150.00	150.00	150.00	180.00	80.00
SALT-POWDERED (LAHORI) LOOSE	KG.	10.00	10.00	10.00	12.00	10.00	10.00
SALT POWDERED (NATIONAL/SHAN)	PKT	25.00	20.00	25.00	25.00	25.00	25.00
CHILLIES POWD.NATIONAL 200GM	PKT	105.00	105.00	105.00	105.00	105.00	105.00
CHILLIES POWDER LOOS	KG.	310.00	350.00	350.00	360.00	250.00	290.00
CORRIANDER SEED POWD.NATIONAL	PKT	80.00	80.00	80.00	104.00	100.00	87.00
CORRIANDER SEED (LOOSE)	KG.	230.00	150.00	290.00	280.00	300.00	245.00
TURMERIC POWD.NATIONAL 50GM	PKT.	35.00	35.00	35.00	35.00	39.00	35.00
CURRY POWD. NATIONAL 200 GM	PKT.	87.00	86.00	86.00	86.00	86.00	86.00
TOMATO KETCHUP AHMED/MITCHL	BOTTLE	85.00	80.00	80.00	96.00	90.00	95.00
PICKLES AHMED/MITCHELLES	BOTTLE	105.00	100.00	100.00	110.00	110.00	92.50
VINEGAR SYNTHETIC (SIRKA)	BOTTLE	85.00	50.00	60.00	80.00	50.00	75.00
GARLIC	KG	135.00	160.00	160.00	100.00	150.00	120.00
GINGER	KG	135.00	190.00	200.00	200.00	180.00	240.00

Contd.

7.11 Intercity Consumer Prices July, 2015

Description	Unit	Quetta	Turbat	Gawadar	Loralai	Khuzdar	D.M. Jamali
TAPAL DANEDAR TEA 200GM PACKET	PKT	136.84	136.84	136.84	136.84	126.32	136.84
TEA LIPTON YELLOW LABEL 200GM.	PKT.	149.47	149.47	149.47	149.47	149.47	149.47
TEA LOOSE KENYA AV.QLTY 250GM.	PKT.	112.50	160.00	170.00	120.00	140.00	160.00
COFFEE-NESCAFE 75 GM. **	BOTTLE	300.00	290.00	300.00	300.00	270.00	275.00
COLD DRINK (STANDARD SIZ)	BOTTLE	25.00	30.00	30.00	25.00	25.00	25.00
FRUIT JUICE TETRA PACK	PKT.	15.00	20.00	20.00	16.50	20.00	20.00
MINERAL WATER NESTLE 1.5 LTR	BOTTLE	45.00	50.00	50.00	45.00	45.00	50.00
CIGARETTES K-2 10'S **	PKT	60.00	45.00	45.00	50.00	45.00	45.00
CIGARETTES CAPSTAN 10'S **	PKT	60.00	70.00	60.00	60.00	60.00	60.00
CIGARETTES GOLD LEAF 20'S	PKT	120.00	115.00	110.00	120.00	110.00	115.00
CIGARETTES MORVEN GOLD 20'S	PKT	60.00	70.00	60.00	60.00	60.00	60.00
BETEL LEAVES	50GM.	40.00	40.00	40.00	35.00	50.00	55.00
BETEL NUTS	KG.	235.00	240.00	240.00	240.00	350.00	200.00
LONG CLOTH 57" GUL AHMED/AL-KARAM	METER	170.00	195.00	180.00	180.00	190.00	225.00
SHIRTING AV.QLTY.	METER	150.00	150.00	150.00	135.00	160.00	155.00
PANT CLOTH W & WEAR AV.QLTY	METER	300.00	270.00	300.00	370.00	180.00	200.00
LAWN PRINTED GUL AHMED/AL-KARAM	METER	180.00	160.00	150.00	190.00	180.00	205.00
GEORGETTE AV.QLTY	METER	105.00	90.00	80.00	145.00	95.00	70.00
LINEN AV.QLTY ***	METER	85.00	70.00	75.00	130.00	140.00	100.00
HEAVY WT SUITING LAWERNCPUR AVG QLTY	METER	1100.00	1100.00	1100.00	1000.00	1100.00	900.00
HEAVY WT SUITING LAWERNCPUR SUP QLTY	METER	1300.00	1300.00	1300.00	1500.00	1300.00	1300.00
TROPICAL SUITING LAW.PUR	METER	950.00	950.00	950.00	1000.00	950.00	950.00
PANT BOY 24"/26" LENGTH.	EACH	375.00	320.00	360.00	500.00	900.00	325.00
SHIRT BOY 24"/26" LENGTH	EACH	275.00	300.00	330.00	300.00	850.00	325.00
SCHOOL UNI. PANT,SHIRT BOYS	SUIT	900.00	825.00	800.00	550.00	850.00	485.00
SCHOOL UNI. KAMEEZ,SHAL.BOYS	SUIT	1000.00	750.00	700.00	462.50	800.00	350.00
SCHOOL UNI. KAMEEZ,SHAL.GIRL	SUIT	1100.00	750.00	800.00	470.00	800.00	500.00
FROCK W/WEAR GIRLS	EACH	450.00	200.00	245.00	475.00	700.00	350.00
AWAMI-SUIT W & W(BOY) 24"/26	SUIT	475.00	1000.00	800.00	500.00	500.00	550.00
AWAMI-SUIT W&W (GENTS)AV.QLTY	SUIT	675.00	850.00	850.00	700.00	700.00	1100.00
PULLOVER GENTS OXFORD/BON.	EACH	3250.00	2000.00	2000.00	2800.00	2000.00	1900.00
PULLOVER LADIES OXFORD/BON.	EACH	3350.00	2150.00	2175.00	3000.00	2750.00	1700.00
PULLOVER (GENTS) OTHERS A.QTY	EACH	725.00	500.00	575.00	1100.00	750.00	1500.00
SECOND-HAND COAT FOR MEN	EACH	300.00	250.00	250.00	343.75	280.00	225.00
SECONDHAND SWEETER FOR MEN DUP QLTY	EACH	350.00	200.00	200.00	350.00	220.00	200.00
SECONDHAND WINTER JACKET	EACH	325.00	275.00	275.00	275.00	220.00	275.00
UNDERWEAR AV.QLTY MEDIUM SIZE	EACH	65.00	90.00	90.00	70.00	180.00	65.00
VEST FOR MEN AV.QLTY.	EACH	75.00	115.00	105.00	86.25	150.00	130.00
VEST/SHAMEEZ (WOMEN) AVG. QLTY	EACH	105.00	160.00	170.00	105.00	300.00	100.00
SOCKS NYLON (PAKISTANI)	PAIR	67.50	120.00	120.00	75.00	80.00	55.00
BRASSIER AV.QLTY.	EACH	100.00	120.00	120.00	107.50	200.00	130.00
BRASSIER SUP QLTY	EACH	250.00	190.00	200.00	300.00	300.00	212.50
DOPATTA GEORGETTE AV.QLTY.	EACH	210.00	280.00	300.00	185.00	250.00	190.00
DOPATTA COTTON AV GLTY	EACH	125.00	190.00	215.00	112.50	250.00	140.00
CHADDAR (W/WEAR) (2x2.5 MTR)	EACH	230.00	280.00	300.00	290.00	300.00	525.00
LUNGI/DHOTI(COTTON) AVG. QLTY	EACH	240.00	245.00	270.00	450.00	275.00	200.00
HANDKERCHIEF AVG. QLTY PAK	EACH	30.00	50.00	45.00	32.50	50.00	45.00
HANDKERCHIEF SUP. QLTY PAK	EACH	50.00	65.00	70.00	45.00	70.00	65.00
GLOVES AV QLTY	PAIR	55.00	85.00	85.00	60.00	200.00	45.00
AZARBAND COTTON AVG. QLTY	EACH	12.50	20.00	20.00	13.50	20.00	30.00
SEWING THREAD/REEL(ASLI PARI)	EACH	4.00	7.00	7.00	7.00	6.00	5.50
WASHING CHARGES PAINT & SHIRT	SUIT	65.00	45.00	50.00	75.00	170.00	55.00
DRY CLEANING SUIT COAT PANT	SUIT	150.00	200.00	245.00	150.00	175.00	155.00
WASHING CH. (KAMIZ-SHALWAR)	PAIR	40.00	45.00	45.00	45.00	55.00	55.00
TAILORING SHIRT	EACH	265.00	250.00	250.00	300.00	250.00	275.00
TAILORING CHARGES PANT (MEN)	EACH	425.00	375.00	375.00	400.00	375.00	500.00
TAILORING COAT-PANT SUIT	SUIT	3250.00	3250.00	3250.00	3500.00	3250.00	3500.00
TAILORING AWAMI-SUIT (MALE)	SUIT	475.00	550.00	550.00	500.00	500.00	475.00
TAILORING SUIT FEMALE	SUIT	475.00	400.00	400.00	500.00	375.00	375.00
GENTS SHOES PAUL BATA	PAIR	1199.00	1199.00	1199.00	1199.00	1199.00	1199.00

Contd.

7.11 Intercity Consumer Prices July, 2015

Description	Unit	Quetta	Turbat	Gawadar	Loralai	Khuzdar	D.M. Jamali
GENTS SANDAL BATA	PAIR	699.00	699.00	699.00	699.00	699.00	699.00
GENTS SPOUNG CHAPPAL BATA	PAIR	179.00	179.00	179.00	179.00	179.00	179.00
LADIES SANDAL BATA	PAIR	499.00	499.00	499.00	499.00	499.00	499.00
LADIES SPOUNG CHAPPAL BATA	PAIR	179.00	179.00	179.00	179.00	179.00	179.00
CHILD SHOE POWER LITE BATA	PAIR	599.00	599.00	599.00	599.00	599.00	599.00
GENTS SHOE, ART 1109 SERVICE	PAIR	999.00	999.00	999.00	999.00	999.00	999.00
NYLON JOGGER 27 SIZE 2-5 ***	PAIR	1299.00	1299.00	1299.00	1299.00	1299.00	1299.00
CHINA FOOT WEAR AV. QLTY (MALE) *	PAIR	475.00	850.00	750.00	500.00	200.00	550.00
CHINA FOOT WEAR AV. QLTY (FEMALE) *	PAIR	300.00	600.00	600.00	350.00	200.00	425.00
CHINA FOOT WEAR AV. QLTY (CHILDREN) *	PAIR	285.00	550.00	600.00	300.00	200.00	275.00
SHOE REPAIR HALF SOLE	PAIR	90.00	120.00	100.00	55.00	80.00	85.00
SHOES POLISH CHARGES AVERAGE SHOP	PAIR	20.00	30.00	30.00	17.50	20.00	12.50
HOUSE RENT (combined)	MONTH	9882.00	3729.00	5500.00	4054.00	1997.00	3428.00
rent 2	pm	9882.00	3729.00	5500.00	4054.00	1997.00	3428.00
RENT3	PM	9882.00	3729.00	5500.00	4054.00	1997.00	3428.00
RENT4	PM	9882.00	3729.00	5500.00	4054.00	1997.00	3428.00
RENT5	PM	9882.00	3729.00	5500.00	4054.00	1997.00	3428.00
RENT6	PM	9882.00	3729.00	5500.00	4054.00	1997.00	3428.00
SYNTHETIC ENEMAL ROBIALAC BALTI 3.64 LTR.	EACH	1615.00	1600.00	1600.00	1550.00	1900.00	1700.00
SYNTHETIC ENEMAL ICI BALTI 3.64 LTR.	EACH	1875.00	1700.00	1750.00	1650.00	1900.00	1450.00
CEMENT (LOCAL) SPECIFY BRAND NAME	BAG	550.00	550.00	560.00	470.00	550.00	515.00
BRICKS (NEW) IST CLASS	P/1000	6250.00	0.00	0.00	6500.00	5000.00	5750.00
CEMENT BLOCKS (6"x8"x12")	P/100	0.00	1900.00	2000.00	0.00	1800.00	0.00
BAJREE	100CFT	4250.00	3400.00	3900.00	2775.00	4800.00	2400.00
SAND (BLACK PIT SAND)	K100CFT	3250.00	3000.00	3000.00	2300.00	0.00	2000.00
TIMBER SHESHAM LOG IST QUALITY	cubmt.	55582.00	0.00	0.00	0.00	0.00	0.00
IRON BAR (M.S. BAR) 1/2"	P/TON	77000.00	76500.00	77500.00	74500.00	90000.00	74500.00
CARPANTER WAGE RATE	P/DAY	900.00	1000.00	1000.00	1000.00	1000.00	600.00
MASON (RAJ) WAGE RATE	P/DAY	1100.00	1250.00	1400.00	900.00	950.00	700.00
UNSKILLED LABOUR WAGE RATE	P/DAY	550.00	650.00	650.00	550.00	450.00	375.00
PLUMBER WAGE RSTE	P/DAY	800.00	1000.00	1000.00	1100.00	1000.00	650.00
ELECTICIAN WAGE RATE PER DAY **	P/DAY	750.00	1000.00	1050.00	700.00	0.00	550.00
ELECTICIAN WAGE RATE PER POINT **	P/PNT	150.00	100.00	100.00	175.00	100.00	125.00
WATER CHARGES PER HOUSE	P/MONTH	125.00	150.00	250.00	0.00	190.00	300.00
ELECT.CHARGES UPTO 50 UNITS	P/UNIT	2.00	2.00	2.00	2.00	2.00	2.00
ELECT.CHARGES 01 - 100 UNIT	P/UNIT	6.18	6.18	6.18	6.18	6.18	6.18
ELECT.CHARGES 101 - 300 UNIT	P/UNIT	9.44	9.44	9.44	9.44	9.44	9.44
ELECT.CHARGES 301 - 1000 UNIT	P/UNIT	16.02	16.02	16.02	16.02	16.02	16.02
ELECT.CHARGES ABOVE 1000 UNIT	P/UNIT	18.09	18.09	18.09	18.09	18.09	18.09
ELEC	PM	10.35	10.35	10.35	10.35	10.35	10.35
GAS CHRg upto 3.3719 MMBUT	MMBTU	124.18	0.00	0.00	0.00	0.00	124.18
GAS CHRg 3.3719 - 6.7438 MMBUT	MMBTU	248.37	0.00	0.00	0.00	0.00	248.37
GAS CHRg 6.7438 - 10.1157 MMBUT	MMBTU	248.37	0.00	0.00	0.00	0.00	248.37
GAS CHRg10.1157 - 13.4876 MMBUT	MMBTU	620.91	0.00	0.00	0.00	0.00	620.91
GAS	PM	620.91	0.00	0.00	0.00	0.00	620.91
GAS	PM	372.55	0.00	0.00	0.00	0.00	372.55
KEROSENE OIL	LTR	76.00	125.00	125.00	90.00	90.00	115.00
FIREWOOD WHOLE	40 KG.	575.00	360.00	400.00	400.00	450.00	375.00
CHAIR SHESHAM WOOD WITH ARMS **	EACH	1150.00	2000.00	2000.00	1350.00	1500.00	1550.00
CHAIR PLASTIC (CHAIRMAN) AVERAGE QUALITY	EACH	550.00	700.00	750.00	587.50	1200.00	750.00
TABLE SHESHAM WOOD (4X2X5") ***	EACH	5500.00	3900.00	3700.00	4500.00	4500.00	5625.00
SOFASET WOODEN WITH FOAM SEAT **	SET	30000.00	10000.00	8500.00	10000.00	12000.00	12000.00
COT IRON (WITH NIWAR)AV.QLTY.	EACH	2600.00	2500.00	2450.00	2550.00	2000.00	2800.00
ALMIRAH (STEEL) 6'X3' 20 GUAGE	EACH	9000.00	10000.00	10000.00	6750.00	11000.00	13000.00
DINNING TABLE 6 CHAIRS A.QLTY	SET	13000.00	24000.00	20000.00	11000.00	10500.00	15500.00
SINGLE BED WITHOUT FOAM MED.	EACH	6500.00	3700.00	3600.00	4500.00	8000.00	5750.00
MATRESS SINGLE(4"THICK)	EACH	3750.00	3500.00	2950.00	3900.00	4000.00	5000.00
FARSHI DARI 12'X9' AV.QLTY	EACH	1000.00	500.00	500.00	1000.00	2500.00	1200.00
DARI COTTON (6'x2 1/2') AV.QL	EACH	475.00	383.33	300.00	500.00	1500.00	425.00
CARPET PLAIN AV. QLTY	SQFT.	61.25	48.67	50.00	35.00	35.00	45.00

Contd.

7.11 Intercity Consumer Prices July, 2015

Description	Unit	Quetta	Turbat	Gawadar	Loralai	Khuzdar	D.M. Jamali
QUILT (LIHAF) 3 KG. COTTON	EACH	700.00	550.00	500.00	625.00	1200.00	675.00
BLANKET (90" x 54")	EACH	2000.00	2500.00	2500.00	2000.00	3000.00	3750.00
BEDSHEET SINGLE BED SUP.QLTY	EACH	575.00	380.00	380.00	500.00	1000.00	550.00
BED SHEET DOUBLE WITH TWO PILLOW COVERS SUP QLTY	SET	575.00	490.00	445.00	550.00	1200.00	800.00
TOWEL(3'x2') AV. QALTY	EACH	150.00	200.00	215.00	206.25	350.00	150.00
CEILING FAN 48" SUPER QLTY **	EACH	2650.00	3700.00	3600.00	2500.00	3000.00	3500.00
PEDESTAL FAN 22" SUPER QLTY	EACH	3600.00	3500.00	3500.00	3500.00	3000.00	4100.00
REFG. DAWLENCE 10 CFT. D.DOOR	EACH	29500.00	36000.00	37000.00	26300.00	38000.00	32000.00
D-FREEZER WAVES 8 CFT.	EACH	25000.00	33000.00	33000.00	25000.00	35000.00	25500.00
AIRCONDITIONER 1.5 TON PEL	EACH	45000.00	43500.00	43300.00	40000.00	46000.00	44500.00
SPLIT AIR CONDITIONER 1.5 TON (SPECIFY BRAND NAME)	EACH	47000.00	47000.00	47250.00	43500.00	40000.00	47500.00
AIRCOOLER SUPER ASIA	EACH	11500.00	9500.00	9500.00	11500.00	10500.00	10000.00
WASHING MACHINE SINGER	EACH	15200.00	14700.00	14700.00	15000.00	14700.00	14700.00
SEWING MACHINE(SINGER)	EACH	5210.00	5400.00	5250.00	5400.00	5210.00	5210.00
GIZER LARGE SIZE 30 GALLON CAPACITY SUP QLTY	EACH	12500.00	10000.00	10000.00	12000.00	17000.00	14750.00
GAS BURNER DOUBLE SPFY.BRAND	EACH	1250.00	1350.00	1200.00	1700.00	2200.00	1500.00
ELECT. IRON PHILIPS MDL.1120	EACH	1150.00	1300.00	1200.00	1200.00	1200.00	1450.00
ELECTRIC JUICER FOR APPLE	EACH	3800.00	3700.00	3600.00	3500.00	2500.00	4000.00
S.STEEL DEGHCHI MEDIUM SIZE ***	EACH	500.00	800.00	700.00	500.00	700.00	575.00
ALUMINIUM COOKING PAN (DEGCHI) MED SIZE	EACH	425.00	600.00	600.00	400.00	950.00	500.00
NON STICK COOKING PAN (DEGCHI) SUP. QLTY	EACH	350.00	725.00	700.00	345.00	400.00	650.00
FRYING PAN STEEL AVG. QLTY MED. SIZE	EACH	260.00	250.00	200.00	200.00	800.00	475.00
TAWA IORN (MEDIUM SIZE) AVG. QLTY	EACH	200.00	275.00	275.00	200.00	400.00	300.00
S.STEEL PLATE A.QLTY.(M.SIZE)	EACH	85.00	90.00	80.00	42.50	130.00	65.00
TABLE SPOON S.STEEL SUP.QLTY.	DOZEN	325.00	240.00	250.00	300.00	500.00	420.00
WATER SET JUG+6 GLASSES (OMROC)	SET	340.00	450.00	400.00	750.00	900.00	450.00
TEA SET PAK. CHINAWARE 21 PCS.	SET	1100.00	1200.00	800.00	2500.00	1300.00	1950.00
DINNER SET PLASTIC 72 PIECES SUPERIOR QLTY	SET	4750.00	3450.00	2650.00	3000.00	2200.00	4450.00
HOTPOT SET PLASTIC 3 PCS.	SET	1050.00	900.00	900.00	1150.00	1300.00	1900.00
BUCKET(BALTI) PLASTIC MED.SIZ	EACH	285.00	370.00	365.00	350.00	300.00	275.00
LOTA PLASTIC (MED SIZE) AVERAGE QUALITY	EACH	40.00	60.00	60.00	50.00	70.00	60.00
PRESURE COOKER 4 LTR.	EACH	1100.00	950.00	750.00	1400.00	1300.00	1225.00
WATER COOLER 9/10 LTR.PLASTIC ***	EACH	500.00	500.00	475.00	550.00	500.00	950.00
THERMOS STARVAC 1 LTR	EACH	375.00	550.00	580.00	425.00	500.00	350.00
BULB PHILIPS 100-WATTS	EACH	30.00	30.00	30.00	25.00	30.00	25.00
TUBE LIGHT PHILIPS 40 WATTS	EACH	100.00	135.00	130.00	110.00	100.00	95.00
ELECTRIC BLUBS "0" WATTE LOCAL	EACH	20.00	25.00	20.00	20.00	20.00	25.00
ELECTRIC BLUB ENERGY SAVER 14 WATTS	EACH	180.00	120.00	130.00	140.00	150.00	180.00
WASHING SOAP 250 GMS SPECIFY BRAND NAME	EACH	30.00	24.00	25.00	29.50	30.00	35.00
SURF EXCEL 400 GMS POLY BAG	EACH	110.00	110.00	110.00	125.00	125.00	125.00
WASHING POWDER 1000 GRM	EACH	175.00	192.50	185.00	175.00	175.00	185.00
WASHING POWDER (WHEEL/ BONUS) 100 GRAMS	EACH	85.00	98.00	100.00	90.00	85.00	95.00
CLEANSER POWDER VIM 1000 GM	PKT.	72.22	72.22	72.22	66.67	66.67	66.67
FINIS 500 ML	BOTTLE	187.50	190.00	180.00	187.50	170.00	165.00
PHNYLE TYPHONE/FINIS/CARRANITE 3 LITRES	BOTTLE	120.00	140.00	140.00	150.00	150.00	115.00
HARPIC	BOTTLE	130.00	132.50	135.00	135.00	125.00	130.00
BOOT POLISH CHERRY/KIWI 50ML	EACH	100.00	80.00	80.00	80.00	80.00	100.00
ROBIN BLUE (35 GRAMS)	PKT.	35.00	25.00	30.00	50.00	25.00	25.00
TISSU PAPER PERFUMED 100 PCS.	PKT	100.00	100.00	95.00	118.75	110.00	90.00
TOILET PAPER ROLL (R.PETEL)	P/ROLL	35.00	35.00	40.00	37.50	40.00	40.00
BOOT POLISH LIQUID CHEERY BLOSSOM KIWI 75 ML	BOTTLE	120.00	120.00	120.00	120.00	120.00	140.00
MATCH BOX SMALL	EACH	1.00	2.00	2.00	2.00	1.50	1.50
DRY CELL 1.5 VOLT(LOCAL)	EACH	15.00	15.00	15.00	25.00	25.00	20.00
HAND STITCHING NEEDLE M.SIZE	PACKET	5.00	8.00	8.00	6.00	10.00	5.00
SEWING MACHINE NEEDLE (SINGER)	EACH	5.00	6.00	6.00	5.00	6.00	5.00
HOUSEHOLD SERVANT FEMALE P/T	P/MNTH	1350.00	4000.00	4000.00	1500.00	3000.00	900.00
MARRIAGE HALL WITH FURNITURE	P/HEAD	80.00	50.00	50.00	50.00	50.00	50.00
SEPTRAN TABLETS	10TAB.	15.00	15.00	15.00	16.00	15.00	16.00
BRUFEN TABS 200-MG.	10TAB.	10.00	10.00	10.00	10.00	10.00	10.00
PANADOL TAB. EXTRA/PLAIN	10TAB.	10.00	10.00	10.00	10.00	10.00	10.00

Contd.

7.11 Intercity Consumer Prices July, 2015

Description	Unit	Quetta	Turbat	Gawadar	Loralai	Khuzdar	D.M. Jamali
DISPRIN TAB.	10TAB.	10.00	10.00	10.00	10.00	10.00	10.00
TRISIL TAB.	10 TAB	10.00	10.00	10.00	10.00	10.00	10.00
FLAGYL TAB. 200 MG.	10TAB.	10.00	10.00	10.00	10.00	10.00	10.00
VENTOLIN TAB. 2MG.	10TAB.	9.00	9.00	9.00	9.00	9.00	9.00
DAONIL TAB. 5 MG.	10TAB.	17.00	17.00	17.00	17.00	17.00	17.00
ENTOX TAB.	10TAB.	10.00	10.00	10.00	10.00	10.00	10.00
RENITEC TAB. 5 MG.	10TAB.	59.00	59.00	59.00	59.00	59.00	59.00
CAC. 1000 TAB	BOTTLE	122.00	122.00	122.00	122.00	122.00	122.00
AMOXIL CAPSOLE 250 MG.S	10CAP.	36.00	36.00	36.00	36.00	36.00	36.00
CALCIUM SYRUP SANDOZ	BOTTLE	64.00	64.00	64.00	64.00	64.00	64.00
LEDERPLEX SYRUP	BOTTLE	35.00	35.00	35.00	35.00	35.00	35.00
SANCOS SYRUP (50 ML.)	BOTTLE	30.00	30.00	30.00	30.00	30.00	30.00
PHENERGAN SYRUP 120 ML.	BOTTLE	33.00	33.00	33.00	33.00	33.00	33.00
CALPOL SYRUP 60 ML.	BOTTLE	28.00	28.00	28.00	28.00	28.00	28.00
HYDRYLLIN SYRUP 120 ML.	BOTTLE	65.00	65.00	65.00	65.00	65.00	65.00
POLYFAX EYE OINTMENT	TUBE	21.00	21.00	21.00	21.00	21.00	21.50
BETNESOL EYE DROPS	BOTTLE	33.89	33.89	33.89	33.89	33.89	33.89
EAR DROPS (CARDISPORINE) ***	BOTTLE	21.00	21.00	21.00	21.00	21.00	21.00
BETNOVATE-N OINTMENT 5 GMS	TUBE	16.00	16.00	16.00	16.00	16.00	16.00
BURNOL CREAM 30 GRM	TUBE	16.00	16.00	16.00	16.00	16.00	16.00
VICKS VAPORUB/BALM	BOTTLE	36.00	36.00	37.00	36.00	36.00	36.00
GLYCRINE SMALL BOTTLE	BOTTLE	45.00	25.00	25.00	30.00	25.00	15.00
JOUHAR JOSHANDA	PKT.	6.00	7.00	7.00	8.00	7.00	6.00
GALXOS-D (450 GRMS)	PKT.	151.88	151.88	151.88	151.88	157.50	157.50
GRIPE-WATER WOODWARDS	BOTTLE	50.00	55.00	55.00	55.00	55.00	55.00
SANIPLAST ONE PUTTY	EACH	1.50	3.00	3.00	2.00	2.00	1.45
O.R.S. (NIMCOL)	PKT.	15.00	15.00	15.00	15.00	15.00	15.00
DETTOL (MEDIUM)	BOTTLE	46.80	46.80	46.80	46.80	46.80	46.80
COTTON BANDAGE 2" - 4"	EACH	10.00	15.00	15.00	13.00	12.00	10.00
THERMOMETER CHINA	EACH	35.00	50.00	50.00	35.00	50.00	40.00
DOCTOR (MBBS) CLINIC FEE	P/PAT.	200.00	350.00	300.00	200.00	200.00	90.00
URINE TEST (DR) CHARGES	P/TEST	80.00	250.00	300.00	100.00	100.00	85.00
BLOOD TEST (CP) CHARGES	P/TEST	200.00	350.00	350.00	200.00	125.00	225.00
SUGAR TEST (RANDOM/FASTING BOTH) CHARGES	P/TEST	175.00	300.00	300.00	150.00	150.00	200.00
ECG CHARGES	P/TEST	175.00	400.00	400.00	200.00	300.00	150.00
X-RAY (CHEST) CHARGES	P/X-RAY	300.00	350.00	350.00	250.00	230.00	350.00
CAR SUZUKI 800 CC (W/O. A/C)	EACH	0.00	0.00	0.00	0.00	0.00	0.00
CAR SUZUKI 1000 CC	EACH	1044000.00	0.00	0.00	0.00	0.00	0.00
CAR TOYOTA 1300 CC	EACH	1568000.00	0.00	0.00	0.00	0.00	0.00
CAR HONDA CIVIC	EACH	2035000.00	0.00	0.00	0.00	0.00	0.00
MOTORCYCLE HONDA CD-70.	EACH	69500.00	70000.00	69000.00	70000.00	0.00	69750.00
MOTORCYCLE YAMAHA 100CC.	EACH	80600.00	81000.00	81750.00	81000.00	0.00	0.00
MOTOR CYCLE HERO 70 CC	EACH	45000.00	50000.00	0.00	50000.00	0.00	0.00
BICYCLE WITH TYRES & TUBES	EACH	7062.50	6000.00	5200.00	7000.00	0.00	7000.00
TYRE CAR WITH TUBE GENERAL	EACH	3250.00	4000.00	4000.00	3300.00	3000.00	3300.00
TYRE MOTOR CYCLE WITHOUT TUBE	EACH	1050.00	1300.00	1400.00	1100.00	1250.00	1100.00
TYRE CYCLE SPECIFY BRAND NAME	EACH	350.00	300.00	300.00	300.00	450.00	475.00
TYRE CAR W/O TUBE	EACH	2950.00	3500.00	3500.00	2000.00	6600.00	2800.00
PETROL SUPER	LITRE	77.79	77.79	77.79	77.79	77.79	77.79
HIGH SPEED DIESEL HSD	LITRE	87.12	87.12	87.12	87.12	87.12	87.12
CNG	K.G.	76.35	0.00	0.00	0.00	0.00	76.35
GAS CYLINDER STAND. SIZE	EACH	1225.00	990.00	880.00	1500.00	1050.00	1700.00
MOTOR CYCLE SERVICE CHARGES	EACH	275.00	200.00	200.00	200.00	300.00	200.00
CAR SERVICE CHARGES	EACH	450.00	350.00	500.00	375.00	400.00	300.00
TYRE PUNCTURE CHARGES	EACH	45.00	80.00	85.00	50.00	75.00	65.00
CYCLE OVERHAULING CHARGES	EACH	190.00	150.00	155.00	190.00	200.00	100.00
CAR TAX FOR 800CC TO 1300CC	YEARLY	400.00	400.00	400.00	400.00	400.00	400.00
TRAIN FARE ECO. 1-100 KM.	P/KM.	0.68	0.68	0.68	0.00	0.00	0.68
TRAIN FARE ECO. 101-500 KM.	P/KM.	0.98	0.00	0.98	0.00	0.00	0.98
TRAIN FARE ECO. > 500 KM.	P/KM.	0.89	0.89	0.89	0.00	0.00	0.89

Contd.

7.11 Intercity Consumer Prices July, 2015

Description	Unit	Quetta	Turbat	Gawadar	Loralai	Khuzdar	D.M. Jamali
TRAIN FARE IST SLP. 1-100KM	P/KM.	2.10	2.10	2.10	0.00	0.00	2.10
TRAIN FARE IST SLP.101-500 KM	P/KM.	2.59	2.59	2.59	0.00	0.00	2.59
TRAIN FARE IST SLP. > 500 KM	P/KM.	1.99	1.99	1.99	0.00	0.00	1.99
TRAIN FARE A/C SLP. 1-100KM.	P/KM	5.76	5.76	5.76	0.00	0.00	5.76
TRAIN FARE A/C SLP.101-500KM	P/KM.	4.59	4.59	4.59	0.00	0.00	4.59
TRAIN FARE A/C SLP > 500KM.	P/KM	4.16	4.16	4.16	0.00	0.00	4.16
PLATEFORM TICKET	EACH	10.00	0.00	10.00	0.00	0.00	10.00
AUTO RICKSHAW FARES	KM/MIN	65.00	40.00	55.00	50.00	65.00	50.00
FULL TONGA CHARGES	KM/MIN	80.00	0.00	0.00	50.00	0.00	0.00
TAXI 4 SEATER FARE	KM/MIN	60.00	50.00	60.00	60.00	60.00	60.00
BUS FARE MIN (WITHIN CITY)	TICKET	20.00	0.00	0.00	0.00	0.00	0.00
BUS FARE MAX (WITHIN CIT	TICKET	20.00	0.00	0.00	0.00	0.00	0.00
BUS FARE OUTSIDE CITY	P/KM.	0.90	0.90	0.90	0.90	0.90	0.90
A/C BUS FARE OUTSIDE CITY	P/KM.	1.35	1.35	1.35	1.35	1.35	1.35
MINIBUS FARE MIN.WITH IN CITY	TICKET	20.00	0.00	35.00	0.00	0.00	0.00
MINIBUS FARE MAX.WITH IN CITY	TICKET	20.00	0.00	0.00	0.00	0.00	0.00
SUZUKI FARE MIN.WITH IN CITY	TICKET	0.00	10.00	10.00	0.00	10.00	0.00
SUZUKI FARE MAXIMUM W.IN CITY	TICKET	0.00	30.00	30.00	0.00	30.00	0.00
AIR FARE ECONOMY CLASS.	P/KM.	19.26	19.26	19.26	0.00	19.26	0.00
POSTAL ENVELOPE DOMESTIC	EACH	8.00	8.00	8.00	8.00	8.00	8.00
ENVELOPE FOR SAUDI ARABIA	EACH	50.00	50.00	50.00	45.00	50.00	45.00
POSTAL REGISTRATION CHARGES	EACH	28.00	28.00	28.00	28.00	28.00	28.00
U.M.S. REG CHARGES MIN.	EACH	59.00	58.00	58.00	58.00	58.00	58.00
T.C.S. CH. MIN.WITH IN ZONE	EACH	110.00	150.00	150.00	150.00	150.00	150.00
TELEPHONE CHARGES LOCAL CALL	P/CALL	3.94	3.94	3.94	3.94	3.94	3.94
TEL CHARGES OUT SIDE CITY	P/CALL	3.94	3.94	3.94	3.94	3.94	3.94
INTERNET CHARGES	P/HOUR	25.00	30.00	30.00	38.75	20.00	30.00
MOBILE CELL CHARGES	P/UNIT	3.00	3.00	3.00	3.00	4.00	3.00
FAX CHARGES (LOCAL)	P/PAGE	15.00	25.00	25.00	20.00	20.00	15.00
TELEPHONE SET AV. QLTY	EACH	575.00	750.00	800.00	675.00	500.00	850.00
MOBILE SET NOKIA/SONY/ERICSON/SAMSUNG WITHOUT CAMERA	EACH	3000.00	2000.00	2100.00	2750.00	3000.00	3750.00
T.V. 20" COLORED WEGA H-A21.	EACH	18000.00	17000.00	17000.00	18000.00	17500.00	20000.00
T.V 20" COLOR CHINA/KORIA)	EACH	13000.00	8000.00	8000.00	12000.00	8500.00	16500.00
V.C.P. PANASONIC/LG/NAT	EACH	6900.00	4500.00	0.00	6000.00	0.00	6500.00
DVD/VCD PLAYER PANASONIC/LG	EACH	5200.00	3000.00	0.00	4800.00	3000.00	4750.00
RADIO WITH C.PLAYER NATIONAL	EACH	1925.00	1600.00	1675.00	2000.00	1900.00	1650.00
PERSONNEL COMPUTER (BRANDED)	EACH	42000.00	28000.00	28000.00	28000.00	28000.00	28000.00
VID. CASSETTE BLK. TDK/SONY	EACH	155.00	150.00	150.00	150.00	0.00	0.00
COM. C.D. (TDK/IMATION)	EACH	72.50	60.00	35.00	70.00	50.00	65.00
TAPE RECORDER CASSETTE BLANK	EACH	40.00	35.00	37.50	35.00	45.00	30.00
VIDEO GAME SEGA 16 BYTE	EACH	1150.00	900.00	900.00	1250.00	1000.00	0.00
CINEMA A/C. HIGH CLASS	TICKET	0.00	0.00	0.00	0.00	0.00	0.00
CINEMA NON-A/C HIGH CLASS	TICKET	150.00	0.00	0.00	20.00	0.00	0.00
CABLE CHARGES	PER MONT	400.00	350.00	300.00	300.00	300.00	300.00
TV.LICENCE FEE DOMESTIC	YEARLY	420.00	420.00	420.00	420.00	420.00	420.00
ENGLISH BOOK CLASS V1	EACH	59.00	59.00	59.00	59.00	59.00	59.00
ENGLISH BOOK CLASS IX OR X	EACH	72.00	72.00	72.00	72.00	72.00	72.00
ENG. BOOK IST.YR COMPLETE SET	EACH	65.00	65.00	65.00	65.00	65.00	65.00
ENGLISH BOOK BA/B.SC	EACH	175.00	175.00	175.00	175.00	175.00	175.00
URDU BOOK CLASS V (T.B.BORD)	EACH	82.00	82.00	82.00	82.00	82.00	82.00
URDU BOOK CLASS IX/X(T.B.B)	EACH	85.00	85.00	85.00	85.00	85.00	85.00
URDU BOOK IST.YEAR/INTER	EACH	85.00	85.00	85.00	85.00	85.00	85.00
URDU BOOK BA/B.SC	EACH	175.00	175.00	175.00	175.00	175.00	175.00
MATHS BOOK CALSS V (T.B.B)	EACH	55.00	55.00	55.00	55.00	55.00	55.00
MATHS BOOK CLASS IX OR X	EACH	130.50	130.50	130.50	130.50	130.50	130.50
MATHS BOOK IST.YEAR (T.B.B)	EACH	138.00	138.00	138.00	138.00	138.00	138.00
PAKISTAN STUDIES BOOK BA/B.SC	EACH	300.00	300.00	300.00	300.00	300.00	300.00
DAILY "DAWN"	P/COPY	19.00	19.00	19.00	19.00	19.00	19.00
DAILY "JANG"	P/COPY	12.00	12.00	12.00	12.00	12.00	12.00
DAILY "NAWA-E-WAQT"	P/COPY	12.00	12.00	12.00	12.00	12.00	12.00

Contd.

7.11 Intercity Consumer Prices July, 2015

Description	Unit	Quetta	Turbat	Gawadar	Loralai	Khuzdar	D.M. Jamali
WEEKLY "AKHBAR-E-JAHAN"	P/COPY	55.00	55.00	55.00	55.00	55.00	55.00
WEEKLY "MAG"	P/COPY	45.00	45.00	45.00	45.00	45.00	45.00
MONTHLY "NAUNEHAL DIGEST"	P/COPY	35.00	35.00	35.00	35.00	35.00	35.00
PAPER FOOLSCAPE (27"x17")	QUIRE	27.50	25.00	25.00	35.00	50.00	35.00
EXERCISE.BOOK LINED 80/100 PGS	EACH	37.50	40.00	40.00	40.00	50.00	27.50
PENCILGOLDFISH/DEER	EACH	5.00	5.00	5.00	7.00	5.00	5.00
PEN INK DOLLOR 57 ML BOTTLE	EACH	20.00	20.00	20.00	20.00	20.00	20.00
PHOTOSTATE PAPER 70 GM	PRT	355.00	530.00	550.00	400.00	410.00	350.00
BALL PEN (local)	EACH	5.00	7.00	7.00	5.00	5.00	5.00
FOUNTAIN PEN HERO/WINGS/CHINA	EACH	35.00	40.00	40.00	50.00	40.00	37.50
PRIVATE SCHOOL FEE ENGLISH MED. AVG. STAN.(CLASS I)	P/ MONTH	750.00	725.00	800.00	600.00	350.00	475.00
PRIVATE SCHOOL FEE ENGLISH MED. AVG. STAN. (CLASS V)	P/ MONTH	1150.00	900.00	900.00	750.00	560.00	550.00
PRIVATE SCHOOL FEE ENGLISH MED. AVG. STAN. (CLASS VI)	P/ MONTH	1200.00	1100.00	1100.00	1000.00	675.00	700.00
PRIVATE SCHOOL FEE ENGLISH MED. AVG. STAN. (CLASS X)	P/ MONTH	1400.00	1200.00	1300.00	1200.00	635.00	950.00
PRIVATE MEDICLE COLLEGE FEE MBBS (1ST YEAR)	P/ MONTH	0.00	0.00	0.00	0.00	0.00	0.00
PRIVATE ENGINEERING COLLEGE FEE (ISTR YEAR)	P/ MONTH	5700.00	0.00	0.00	0.00	0.00	0.00
GOVT. COLLEGE FEE IST. YEAR	MONTH	60.00	7.50	7.50	7.50	7.50	7.00
GOVT. COLLEGE FEE 4TH. YEAR	MONTH	80.00	9.00	9.00	9.00	9.00	9.00
GOVT. UNIVERSITY FEE MSC.	MONTH	350.00	350.00	350.00	350.00	350.00	350.00
GOVT. MED. COLLEGE FEE MBBS	MONTH	950.00	0.00	950.00	0.00	0.00	950.00
GOVT. ENGG. COLL. FEE I YEAR	MONTH	850.00	0.00	3850.00	0.00	850.00	850.00
COACHING FEE FOR CLASS IX/X	P/ MONTH	500.00	1000.00	1000.00	600.00	600.00	1000.00
COACHING CHARGES FOR CLASS 1ST YEAR/INTER (SCIENCE)	P/ MONTH	1000.00	0.00	1000.00	0.00	0.00	1500.00
COACHING CHARGES FOR CLASS 1ST YEAR/INTER (COMMERCE)	P/ MONTH	1000.00	0.00	1000.00	0.00	0.00	1500.00
I.T. TUITION FEES	P/ MONTH	1800.00	0.00	920.00	0.00	0.00	0.00
MBA TUITION FEES	P/ MONTH	0.00	0.00	0.00	0.00	0.00	0.00
BREAD TANDOORI ST. SIZE	EACH	10.00	10.00	10.00	10.00	15.00	10.00
COOKED MUTTON (AV. HOTEL)	PLATE	150.00	120.00	160.00	200.00	200.00	115.00
COOKED BEEF (AV. HOTEL)	PLATE	80.00	90.00	130.00	120.00	160.00	80.00
COOKED DAL (AV. HOTEL)	PLATE	60.00	70.00	85.00	50.00	60.00	40.00
CHICKEN BIRYANI FULL/DOUBLE	PLATE	150.00	150.00	145.00	100.00	70.00	90.00
TEA PREPARED (ORDINARY)	CUP	21.00	10.00	10.00	20.00	20.00	20.00
HAIRCUT CHARGES FOR MEN	P/CUT	90.00	100.00	100.00	60.00	60.00	55.00
BEAUTY PORL HAIR STYL CHARGE	P/STY.	350.00	300.00	350.00	250.00	250.00	150.00
SHAVING CHARGES	PER SHV	50.00	40.00	45.00	40.00	30.00	25.00
LIPSTICK S.MISS/MEDORA	EACH	120.00	90.00	100.00	90.00	100.00	105.00
NAIL POLISH S.MISS/MEDORA	EACH	95.00	80.00	80.00	80.00	80.00	80.00
PERFUME MED.SIZE MEDORA/BROACH	EACH	100.00	100.00	100.00	100.00	160.00	180.00
HAIR-OIL AMLA/CHAMBELI	BOTTLE	100.00	90.00	80.00	100.00	100.00	120.00
TOILET SOAP LUX 95 GRAMS	EACH	34.70	34.70	34.70	34.70	34.70	34.70
TOILET SOAP LIFEBOUY 140 GRM	EACH	36.00	36.00	36.00	36.00	36.00	36.00
TOILET SOAP SAFEGUARD BATH SIZE	EACH	50.00	46.00	46.00	48.00	46.00	48.00
TOOTHPASTE MACKLINES 70 GRM	EACH	50.00	50.00	50.00	50.00	50.00	50.00
TOOTHPAST MED SIZE CLGATE 70 GMS	EACH	56.00	56.00	56.00	56.00	56.00	56.00
TOOTHBRUSH SHEILD A/PLAUQUE	EACH	50.00	50.00	50.00	40.00	50.00	47.50
TOOTHPOWDER DENTONIC 90 GRM	EACH	25.00	25.00	25.00	25.00	25.00	25.00
HAIR-COLOUR BEGIN (6 GMS)	EACH	95.00	90.00	90.00	95.00	90.00	100.00
HAIR COLOUR (KALAKOLA)	BOTTLE	120.00	120.00	120.00	120.00	120.00	120.00
FACECREAM PONDS (MEDIUM)	EACH	120.00	100.00	100.00	120.00	160.00	110.00
TALC POWDER VICE ROAY,B.CAT	EACH	135.00	130.00	120.00	120.00	160.00	130.00
BLADE TREET ORDINARY 10'S	PKT.	30.00	30.00	30.00	40.00	50.00	30.00
BLADE 7-O-CLOCK STAIN. 5'S	PKT.	35.00	35.00	35.00	35.00	60.00	30.00
SHAMPOO SUNSILK/PAINTIN 100 ML	BOTTLE	110.00	115.00	110.00	100.00	100.00	110.00
BEAUTY CREAM (FAIR & LOVELY)	EACH	135.00	85.00	115.00	100.00	100.00	155.00
HAIR REMOVING CREAM (EU-CREAM)	TUBE	65.00	55.00	55.00	65.00	55.00	57.50
GEL MEDIUM SIZE	BOTTLE	80.00	60.00	60.00	120.00	180.00	120.00
DISPOSABLE RAZOR GILLET-II	EACH	45.00	45.00	47.50	45.00	45.00	40.00
SHAVING CREAM TOUCH-ME/ADM.	EACH	60.00	50.00	60.00	60.00	70.00	60.00
GOLD TEZABI 24 CT	10 GM.	38400.00	48000.00	47000.00	48000.00	40600.00	40150.00
SILVER TEZABI 24 CT	10 GM.	670.00	1000.00	1100.00	0.00	670.00	610.00
ARTIFICIAL JEWELLARY SET	SET	480.00	500.00	525.00	400.00	400.00	500.00
WRIST WATCH GENTS CITIZEN (ORIGINAL) ***	EACH	2550.00	2550.00	2500.00	2550.00	2500.00	2500.00
WRIST WATCH LADIES CITIZEN (ORIGINAL) ***	EACH	2550.00	2500.00	2500.00	2500.00	2500.00	2500.00
WALL CLOCK QUARTZ AV.QLTY	EACH	475.00	325.00	325.00	500.00	500.00	475.00
SUITCASE REXIN (24"x16"x6")	EACH	1500.00	950.00	950.00	1000.00	2000.00	900.00
TRUNK MEDIUM SIZE ***	EACH	675.00	650.00	700.00	650.00	1600.00	1200.00
PURSE LADIES (LEATHER) AVERAGE QUALITY	EACH	400.00	325.00	300.00	330.00	350.00	325.00

7.11 Inter-city Consumer Prices July, 2015

Value in Rupees

Description	Unit	Average	% Change
FOOD & NON-ALCOHOLIC BEVERAGES			
WHEAT	10 KG.	330.84	0.84
WHEAT FLOUR FINE/SUPERIOR.	KG.	43.40	0.95
WHEAT FLOUR AVG. QLTY	KG.	38.21	0.55
WHEAT FLOUR BAG	10 KG.	380.79	0.55
MAIDA	KG.	52.28	0.56
SUJI	KG.	53.46	0.11
BESAN AV. QLTY.	KG.	106.77	5.63
RICE BASMATI SUP. QLTY.	KG.	125.63	-0.71
RICE BASMATI 385/386	KG.	85.38	-0.86
RICE BASMATI BROKEN AV.QLTY	KG.	65.16	-0.35
RICE IRRI-6 (SINDH/PUNJAB)	KG.	46.63	-0.06
VERMICELLI	KG.	79.65	1.25
BREAD PLAIN MEDIUM SIZE	EACH	39.74	0.33
RUSK (PAPAY)	KG.	186.92	0.13
BISCUITS-PACKED	PKT	35.00	0.00
BISCUIT-BAKERY (LOOSE)	250 GM	75.38	0.20
CORNFLAKS FAUJI 225 GM.	PKT	175.14	0.34
SAMOSA (VEGATABLE)	EACH	12.45	0.08
PASTRY AV.QLTY.	EACH	25.58	0.75
PATTIES (VEGATABLES)	EACH	20.96	0.72
NIMCO	250 GM	65.74	0.49
CHIPS	250 GM	76.47	0.08
BEEF WITH BONE AV.QLTY.	KG	294.96	1.31
MUTTON AV.QLTY.	KG	578.03	0.79
CHICKEN FARM BROILER (LIVE)	KG	193.31	-5.30
FISH-RAHU MEDIUM SIZE	KG	277.26	-1.04
MILK FRESH (UNBOILED)	LTR.	76.14	0.08
CURD	KG.	89.57	0.13
MILK TETRA PACK 1/2 LTR.	PKT.	59.43	0.00
LACTOGEN 400 GRAMS	PKT.	429.06	0.00
POWDER MILK NIDO 400GM.	PKT	353.63	0.14
MILK POWDER LOOSE/PACKED	KG.	494.68	0.34
BUTTER LOCAL PACKED	50 GM.	28.99	0.00
EGGS FARM	DOZ	86.03	1.26
MUSTARD OIL AV.QLTY.	KG.	178.66	0.72
COOKING OIL (DALDA)	2.5LTR	472.83	-0.40
COOKING OIL (PAKWAN) OTHER BRAND SPECIFY	2.5 LTR	442.54	-1.45
VEGETABLE GHEE TIN	2.5KG.	461.30	0.27
VEGETABLE GHEE (LOOSE)	KG.	145.54	0.10
DATES AV.QLTY.	KG.	178.02	-2.67
PISTACHIO AV.QLTY.	50 GM.	102.93	-0.20
ALMONDS WHOLE AV.QLTY.	KG.	602.94	0.68
COCONUT DRY AV.QLTY.	KG.	281.55	-0.57
RAISINS AV.QLTY.	50 GM.	22.46	1.31
GROUNDNUTS (WITH SHELL)	KG.	178.71	-0.41
MALTA/MOSAMBI	DOZ	0.00	
KINNU	DOZ	0.00	
APPLE	KG	152.58	4.81
ALOO BUKHARA	KG	160.35	-11.85
POMEGRANATE (ANNAR)	KG	0.00	
GRAPES	KG	184.00	
BANANAS	DOZ	95.62	5.42
MANGO KALMI	KG	105.49	19.01
GUAVA	KG	0.00	
WATERMELON (TURBOOZ)	KG	26.54	8.02
MUSKMELON (KHARBOOZA)	KG	43.52	6.22

Contd.

7.11 Inter-city Consumer Prices July, 2015

Description	Unit	Value in Rupees	
		Average	% Change
SWEETMELON (GARMA)	KG	0.00	
PULSE MASOOR (WHOLE)	KG.	126.40	0.83
PULSE MASOOR (WASHED)	KG.	138.36	-0.32
PULSE MOONG (WASHED)	KG.	160.57	-1.73
PULSE MASH (WASHED)	KG.	177.04	-0.23
PULSE GRAM	KG.	103.34	8.25
GRAM WHOLE BLACK AV.QLTY.	KG.	95.66	6.28
GRAM WHOLE YELLOW AV.QLTY	KG.	116.82	0.49
BEANS (LAL LOBIN)	KG.	139.41	-1.63
POTATOES	KG	25.73	6.81
ONION	KG	41.38	-8.83
TURNIP	KG	0.00	
RADISH	KG	0.00	
TOMATOES	KG	44.75	-29.06
CABBAGE	KG	0.00	
CAULIFLOWER	KG	0.00	
BRINJAL	KG	36.50	-1.14
PUMPKIN	KG	36.56	2.15
BOTTLEGOURD	KG	34.45	-11.60
LADY FINGER	KG	52.44	-9.51
PEAS	KG	0.00	
SPINACH	KG	0.00	
TINDA	KG	45.50	1.70
TURAI	KG	45.04	2.02
KARAILA	KG	48.31	5.76
ARVI	KG	63.18	-27.73
CHILLIES GREEN	KG	62.36	4.70
CARROT	KG	0.00	
COCUMBER (KHEERA)	KG	45.95	15.22
LEMON	250GM	41.15	-18.60
SUGAR REFINED	KG.	65.16	5.37
GUR AV.QLTY	BOTTLE	88.11	2.55
HONEY LANGANESE 500 GM.	BOTTLE	784.81	0.32
MILO 200 GM.	BOTTLE	204.01	0.74
CUSTARD POWDER RAFHAN 300 GM.	PKT	75.00	0.00
TOFFEE (HILAL)	EACH	1.39	0.00
CHOWKELATE CANDY (SMALL SIZE)	EACH	5.00	0.00
SWEETMEAT (MIXED)	KG	307.41	0.04
ICE CREAM WALLS	CUP.	40.00	0.00
ICE	KG	11.85	5.80
JAM AHMED/MITCHELLES	BOTTLE	133.85	0.33
SQUASH-MITCHELLES	BOTTLE	152.13	0.96
ROOH AFZA	BOTTLE	151.81	0.54
JAM-E-SHIREEN	BOTTLE	156.88	0.56
SAUNF	50 GM	17.77	0.00
CINAMON LOOSE AV. QLTY	50 GM.	25.77	0.82
CUMINSEED WHITE NATIONAL	50 GM.	52.05	0.00
PEPPER BLACK NATIONAL	50 GM.	94.43	0.00
CLOVES LOOSE AV.QLTY	50 GM.	93.72	-0.44
CARDAMOM LARGE LOOSE AV.QLTY	50 GM.	146.48	1.17
CARDAMOM SMALL AV.QLTY	50 GM.	105.44	0.35
SALT-POWDERED (LAHORI) LOOSE	KG.	10.06	1.31
SALT POWDERED (NATIONAL/SHAN)	PKT	24.38	0.00
CHILLIES POWD.NATIONAL 200GM	PKT	105.00	0.00
CHILLIES POWDER LOOS	KG.	270.13	0.84
CORRIANDER SEED POWD.NATIONAL	PKT	90.43	0.00
CORRIANDER SEED (LOOSE)	KG.	260.11	0.39
TURMERIC POWD.NATIONAL 50GM	PKT.	35.20	0.00

Contd.

7.11 Inter-city Consumer Prices July, 2015

			Value in Rupees	
Description	Unit	Average	% Change	
CURRY POWD. NATIONAL 200 GM	PKT.	86.65	0.00	
TOMATO KETCHUP AHMED/MITCHL	BOTTLE	91.50	0.00	
PICKLES AHMED/MITCHELLES	BOTTLE	105.63	0.24	
VINEGAR SYNTHETIC (SIRKA)	BOTTLE	74.53	0.74	
GARLIC	KG	142.06	1.82	
GINGER	KG	227.79	-4.42	
TAPAL DANEDAR TEA 200GM PACKET	PKT	136.69	1.83	
TEA LIPTON YELLOW LABEL 200GM.	PKT.	151.97	1.23	
TEA LOOSE KENYA AV.QLTY 250GM.	PKT.	139.88	1.04	
COFFEE-NESCAFE 75 GM. **	BOTTLE	325.75	0.00	
COLD DRINK (STANDARD SIZ)	BOTTLE	24.29	0.12	
FRUIT JUICE TETRA PACK	PKT.	18.28	0.00	
MINERAL WATER NESTLE 1.5 LTR	BOTTLE	47.93	0.00	
ALCOHOLIC BEVERAGES & TOBACCO				
CIGARETTES K-2 10'S **	PKT	52.90	1.44	
CIGARETTES CAPSTAN 10'S **	PKT	58.94	1.73	
CIGARETTES GOLD LEAF 20'S	PKT	114.24	1.82	
CIGARETTES MORVEN GOLD 20'S	PKT	58.85	1.73	
BETEL LEAVES	50GM.	64.64	-2.88	
BETEL NUTS	KG.	319.64	0.57	
CLOTHING & FOOTWEAR				
LONG CLOTH 57" GUL AHMED/AL-KARAM	METER	215.93	0.40	
SHIRTING AV.QLTY.	METER	169.87	0.33	
PANT CLOTH W & WEAR AV.QLTY	METER	379.90	0.00	
LAWN PRINTED GUL AHMED/AL-KARAM	METER	272.19	0.09	
GEORGETTE AV.QLTY	METER	134.27	0.19	
LINEN AV.QLTY ***	METER	148.94	0.00	
HEAVY WT SUITING LAWERNCPUR SUP QLTY	METER	1275.70	0.00	
HEAVY WT SUITING LAWERNCPUR AV QLTY	METER	1717.88	0.00	
TROPICAL SUITING LAW.PUR	METER	1094.50	1.10	
PANT BOY 24"/26" LENGTH.	EACH	497.43	1.57	
SHIRT BOY 24"/26" LENGTH	EACH	389.79	2.33	
SCHOOL UNI. PANT,SHIRT BOYS	SUIT	669.62	0.00	
SCHOOL UNI. KAMEEZ,SHAL.BOYS	SUIT	626.28	0.00	
SCHOOL UNI. KAMEEZ,SHAL.GIRL	SUIT	655.82	0.00	
FROCK W/WEAR GIRLS	EACH	987.41	2.08	
AWAMI-SUIT W & W(BOY) 24"/26	SUIT	969.83	1.80	
AWAMI-SUIT W&W (GENTS)AV.QLTY	SUIT	1307.15	2.62	
PULLOVER GENTS OXFORD/BON.	EACH	2741.90	0.00	
PULLOVER LADIES OXFORD/BON.	EACH	2603.46	0.00	
PULLOVER (GENTS) OTHERS A.QTY	EACH	929.66	0.00	
SECOND-HAND COAT FOR MEN	EACH	426.49	0.00	
SECONDHAND SWEETER FOR MEN DUP QLTY	EACH	298.21	0.00	
SECONDHAND WINTER JACKET	EACH	414.99	0.00	
UNDERWEAR AV.QLTY MEDIUM SIZE	EACH	128.50	0.42	
VEST FOR MEN AV.QLTY.	EACH	132.22	0.70	
VEST/SHAMEEZ (WOMEN) AVG. QLTY	EACH	155.58	0.32	
SOCKS NYLON (PAKISTANI)	PAIR	85.72	1.62	
BRASSIER AV.QLTY.	EACH	148.33	0.51	
BRASSIER SUP QLTY	EACH	343.13	1.61	
DOPATTA GEORGETTE AV.QLTY.	EACH	286.37	0.05	
DOPATTA COTTON AV GLTY	EACH	225.93	0.16	
CHADDAR (W/WEAR) (2x2.5 MTR)	EACH	439.68	0.06	
LUNGI/DHOTI(COTTON) AVG. QLTY	EACH	299.68	0.00	
HANDKERCHIEF AVG. QLTY PAK	EACH	39.69	1.93	
HANDKERCHIEF SUP. QLTY PAK	EACH	62.48	0.40	

Contd.

7.11 Inter-city Consumer Prices July, 2015

Value in Rupees

Description	Unit	Average	% Change
GLOVES AV QLTY	PAIR	98.14	0.65
AZARBAND COTTON AVG. QLTY	EACH	17.24	1.47
SEWING THREAD/REEL(ASLI PARI)	EACH	6.75	0.00
WASHING CHARGES PAINT & SHIRT	SUIT	93.78	0.00
DRY CLEANING SUIT COAT PANT	SUIT	308.98	0.02
WASHING CH. (KAMIZ-SHALWAR)	PAIR	66.22	0.00
TAILORING SHIRT	EACH	345.17	0.62
TAILORING CHARGES PANT (MEN)	EACH	584.24	0.65
TAILORING COAT-PANT SUIT	SUIT	3622.34	0.45
TAILORING AWAMI-SUIT (MALE)	SUIT	534.47	1.01
TAILORING SUIT FEMALE	SUIT	455.98	1.34
GENTS SHOES PAUL BATA	PAIR	1199.00	0.00
GENTS SANDAL BATA	PAIR	699.00	0.00
GENTS SPOUNG CHAPPAL BATA	PAIR	179.00	0.00
LADIES SANDAL BATA	PAIR	499.00	0.00
LADIES SPOUNG CHAPPAL BATA	PAIR	179.00	0.00
CHILD SHOE POWER LITE BATA	PAIR	599.00	0.00
GENTS SHOE, ART 1109 SERVICE	PAIR	999.00	0.00
NYLON JOGGER 27 SIZE 2-5 ***	PAIR	1299.00	0.00
CHINA FOOT WEAR AV. QLTY (MALE) *	PAIR	674.07	0.31
CHINA FOOT WEAR AV. QLTY (FEMALE) *	PAIR	522.96	1.01
CHINA FOOT WEAR AV. QLTY (CHILDREN) *	PAIR	433.91	0.62
SHOE REPAIR HALF SOLE	PAIR	98.72	0.00
SHOES POLISH CHARGES AVERAGE SHOP	PAIR	18.40	1.04
HOUSING, WATER, ELECT,GAS & OTH FUEL			
HOUSE RENT (combined)	MONTH	6441.68	1.19
rent 2	pm	6441.68	1.21
RENT3	PM	6441.68	1.19
RENT4	PM	6441.68	1.19
RENT5	PM	6441.68	1.19
RENT6	PM	6441.68	1.19
SYNTHETIC ENEMAL ROBIALAC BALTI 3.64 LTR.	EACH	1854.99	0.17
SYNTHETIC ENEMAL ICI BALTI 3.64 LTR.	EACH	1929.12	0.06
CEMENT (LOCAL) SPECIFY BRAND NAME	BAG	515.34	-0.06
BRICKS (NEW) IST CLASS	P/1000	6371.17	0.34
CEMENT BLOCKS (6"x8"x12")	P/100	2372.31	2.37
BAJREE	100CFT	3863.00	0.88
SAND (BLACK PIT SAND)	K100CFT	2203.42	0.85
TIMBER SHESHAM LOG IST QUALITY	cubmt.	52559.43	0.00
IRON BAR (M.S. BAR) 1/2"	P/TON	73812.92	-0.84
CARPANTER WAGE RATE	P/DAY	809.59	0.70
MASON (RAJ) WAGE RATE	P/DAY	882.21	1.00
UNSKILLED LABOUR WAGE RATE	P/DAY	485.35	2.51
PLUMBER WAGE RSTE	P/DAY	808.47	0.67
ELECTICIAN WAGE RATE PER DAY **	P/DAY	732.79	0.00
ELECTICIAN WAGE RATE PER POINT **	P/PNT	117.92	0.43
WATER CHARGES PER HOUSE	P/MONTH	115.26	0.00
ELECT.CHARGES UPTO 50 UNITS	P/UNIT	2.00	0.00
ELECT.CHARGES 01 - 100 UNIT	P/UNIT	6.18	6.74
ELECT.CHARGES 101 - 300 UNIT	P/UNIT	9.44	-4.65
ELECT.CHARGES 301 - 1000 UNIT	P/UNIT	16.02	2.50
ELECT.CHARGES ABOVE 1000 UNIT	P/UNIT	18.09	2.15
ELEC	PM	10.35	1.37
GAS CHRg upto 3.3719 MMBUT	MMBTU	124.18	0.00
GAS CHRg 3.3719 - 6.7438 MMBUT	MMBTU	248.37	0.00
GAS CHRg 6.7438 - 10.1157 MMBUT	MMBTU	248.37	0.00
GAS CHRg10.1157 - 13.4876 MMBUT	MMBTU	620.91	0.00

Contd.

7.11 Inter-city Consumer Prices July, 2015

Value in Rupees

Description	Unit	Average	% Change
GAS	PM	620.91	0.00
GAS	PM	372.55	0.00
KEROSENE OIL	LTR	96.11	0.07
FIREWOOD WHOLE	40 KG.	513.29	0.93
FURNISHING HOUSE HOLD EQUIPMENTS			
CHAIR SHESHAM WOOD WITH ARMS **	EACH	1959.29	0.35
CHAIR PLASTIC (CHAIRMAN) AVERAGE QUALITY	EACH	768.98	0.49
TABLE SHESHAM WOOD (4X2X5") ***	EACH	5478.70	0.32
SOFASET WOODEN WITH FOAM SEAT **	SET	16961.35	0.37
COT IRON (WITH NIWAR)AV.QLTY.	EACH	2180.85	1.03
ALMIRAH (STEEL) 6'X3' 20 GUAGE	EACH	9625.86	0.32
DINNING TABLE 6 CHAIRS A.QLTY	SET	19788.12	0.13
SINGLE BED WITHOUT FOAM MED.	EACH	5924.56	0.21
MATRESS SINGLE(4" THICK)	EACH	4885.42	0.05
FARSHI DARI 12'X9' AV.QLTY	EACH	1276.39	0.40
DARI COTTON (6'x2 1/2') AV.QL.	EACH	583.68	0.30
CARPET PLAIN AV. QLTY	SQFT.	39.86	0.00
QUILT (LIHAF) 3 KG. COTTON	EACH	893.48	0.00
BLANKET (90" x 54")	EACH	3337.52	0.00
BEDSHEET SINGLE BED SUP.QLTY	EACH	599.86	0.05
BED SHEET DOUBLE WITH TWO PILLOW COVERS SUP QLTY	SET	1165.34	0.00
TOWEL(3'x2') AV. QALTY	EACH	244.16	0.31
CELING FAN 48" SUPER QLTY **	EACH	3048.79	0.00
PEDESTAL FAN 22" SUPER QLTY	EACH	4094.50	0.05
REFG. DAWLENCE 10 CFT. D.DOOR	EACH	31240.00	0.18
D-FREEZER WAVES 8 CFT.	EACH	29740.83	0.02
AIRCONDITIONER 1.5 TON PEL	EACH	42371.25	0.00
SPLIT AIR CONDITIONER 1.5 TON (SPECIFY BRAND NAME)	EACH	45096.88	0.12
AIRCOOLER SUPER ASIA	EACH	11639.79	0.00
WASHING MACHINE SINGER	EACH	15390.00	0.02
SEWING MACHINE(SINGER)	EACH	5950.95	0.48
GIZER LARGE SIZE 30 GALLON CAPACITY SUP QLTY	EACH	18088.75	0.00
GAS BURNER DOUBLE SPFY.BRAND	EACH	1723.31	0.00
ELECT. IRON PHILIPS MDL.1120	EACH	1740.96	1.46
ELECTRIC JUICER FOR APPLE	EACH	5250.83	0.39
S.STEEL DEGHCHI MEDIUM SIZE ***	EACH	613.20	1.87
ALUMINIUM COOKING PAN (DEGCHI) MED SIZE	EACH	587.25	1.21
NON STICK COOKING PAN (DEGCHI) SUP. QLTY	EACH	855.70	1.41
FRYING PAN STEEL AVG. QLTY MED. SIZE	EACH	383.64	1.15
TAWA IORN (MEDIUM SIZE) AVG. QLTY	EACH	312.29	0.96
S.STEEL PLATE A.QLTY.(M.SIZE)	EACH	75.58	1.53
TABLE SPOON S.STEEL SUP.QLTY.	DOZEN	375.78	2.89
WATER SET JUG+6 GLASSES (OMROC)	SET	503.31	1.17
TEA SET PAK. CHINAWARE 21 PCS.	SET	1777.88	0.71
DINNER SET PLASTIC 72 PIECES SUPERIOR QLTY	SET	5186.41	0.34
HOTPOT SET PLASTIC 3 PCS.	SET	1307.29	0.89
BUCKET(BALTI) PLASTIC MED.SIZ	EACH	333.88	0.11
LOTA PLASTIC (MED SIZE) AVERAGE QUALITY	EACH	54.34	1.40
PRESURE COOKER 4 LTR.	EACH	1388.31	0.63
WATER COOLER 9/10 LTR.PLASTIC ***	EACH	590.20	0.49
THERMOS STARVAC 1 LTR	EACH	475.90	0.32
BULB PHILIPS 100-WATTS	EACH	30.89	0.19
TUBE LIGHT PHILIPS 40 WATTS	EACH	104.10	0.00
ELECTRIC BLUBS "0" WATTE LOCAL	EACH	21.99	0.00
ELECTRIC BLUB ENERGY SAVER 14 WATTS	EACH	159.00	0.16
WASHING SOAP 250 GMS SPECIFY BRAND NAME	EACH	32.73	0.61
SURF EXCEL 400 GMS POLY BAG	EACH	116.50	0.00

Contd.

7.11 Inter-city Consumer Prices July, 2015

Description	Unit	Value in Rupees	
		Average	% Change
WASHING POWDER 1000 GRM	EACH	183.56	0.07
WASHING POWDER (WHEEL/ BONUS) 100 GRAMS	EACH	95.39	2.14
CLEANSER POWDER VIM 1000 GM	PKT.	72.72	0.19
FINIS 500 ML	BOTTLE	187.63	2.30
PHNYLE TYPHONE/FINIS/CARRANITE 3 LITRES	BOTTLE	143.95	0.22
HARPIC	BOTTLE	139.69	0.36
BOOT POLISH CHERRY/KIWI 50ML	EACH	102.52	0.00
ROBIN BLUE (35 GRAMS)	PKT.	41.52	0.00
TISSU PAPER PERFUMED 100 PCS.	PKT	104.75	0.84
TOILET PAPER ROLL (R.PETEL)	P/ROLL	37.55	0.00
BOOT POLISH LIQUID CHEERY BLOSSOM KIWI 75 ML	BOTTLE	137.50	0.00
MATCH BOX SMALL	EACH	2.14	0.00
DRY CELL 1.5 VOLT(LOCAL)	EACH	22.56	0.00
HAND STITCHING NEEDLE M.SIZE	PACKET	7.65	0.00
SEWING MACHINE NEEDLE (SINGER)	EACH	6.09	0.00
HOUSEHOLD SERVANT FEMALE P/T	PMNTH	1849.29	2.46
MARRIAGE HALL WITH FURNITURE	P/HEAD	109.82	0.19
HEALTH			
SEPTRAN TABLETS	10TAB.	15.54	0.00
BRUFEN TABS 200-MG.	10TAB.	10.00	0.00
PANADOL TAB. EXTRA/PLAIN	10TAB.	10.00	0.00
DISPRIN TAB.	10TAB.	10.00	0.00
TRISIL TAB.	10 TAB	10.00	0.00
FLAGYL TAB. 200 MG.	10TAB.	10.00	0.00
VENTOLIN TAB. 2MG.	10TAB.	9.00	0.00
DAONIL TAB. 5 MG.	10TAB.	17.00	0.00
ENTOX TAB.	10TAB.	10.00	0.00
RENITEC TAB. 5 MG.	10TAB.	59.00	0.00
CAC. 1000 TAB	BOTTLE	122.00	0.00
AMOXIL CAPSOLE 250 MG.S	10CAP.	36.00	0.00
CALCIUM SYRUP SANDOZ	BOTTLE	64.00	0.00
LEDERPLEX SYRUP	BOTTLE	35.00	0.00
SANCOS SYRUP (50 ML.)	BOTTLE	30.00	0.00
PHENERGAN SYRUP 120 ML.	BOTTLE	33.00	0.00
CALPOL SYRUP 60 ML.	BOTTLE	28.00	0.00
HYDRYLLIN SYRUP 120 ML.	BOTTLE	65.00	0.00
POLYFAX EYE OINTMENT	TUBE	21.01	0.00
BETNESOL EYE DROPS	BOTTLE	33.89	0.00
EAR DROPS (CARDISPORINE) ***	BOTTLE	21.00	0.00
BETNOVATE-N OINTMENT 5 GMS	TUBE	16.00	0.00
BURNOL CREAM 30 GRM	TUBE	16.00	0.00
VICKS VAPORUB/BALM	BOTTLE	36.03	0.00
GLYCRINE SMALL BOTTLE	BOTTLE	23.48	3.48
JOUHAR JOSHANDA	PKT.	7.45	0.68
GALXOS-D (450 GRMS)	PKT.	159.05	0.18
GRIPE-WATER WOODWARDS	BOTTLE	53.75	0.22
SANIPLAST ONE PUTTY	EACH	1.88	0.00
O.R.S. (NIMCOL)	PKT.	15.83	0.00
DETTOL (MEDIUM)	BOTTLE	46.80	0.00
COTTON BANDAGE 2" - 4"	EACH	9.40	0.00
THERMOMETER CHINA	EACH	42.34	0.00
DOCTOR (MBBS) CLINIC FEE	P/PAT.	174.44	0.00
URINE TEST (DR) CHARGES	P/TEST	101.91	0.00
BLOOD TEST (CP) CHARGES	P/TEST	239.88	0.00
SUGAR TEST (RANDOM/FASTING BOTH) CHARGES	P/TEST	170.28	0.00
ECG CHARGES	P/TEST	229.36	0.00
X-RAY (CHEST) CHARGES	P/X-RAY	286.03	0.59

Contd.

7.11 Inter-city Consumer Prices July, 2015

Value in Rupees

Description	Unit	Average	% Change
TRANSPORT			
CAR SUZUKI 800 CC (W/O. A/C)	EACH	645371.43	0.00
CAR SUZUKI 1000 CC	EACH	1065288.89	0.00
CAR TOYOTA 1300 CC	EACH	1631960.00	0.00
CAR HONDA CIVIC	EACH	2098315.79	0.00
MOTORCYCLE HONDA CD-70.	EACH	66640.84	-0.28
MOTORCYCLE YAMAHA 100CC.	EACH	80060.29	0.00
MOTOR CYCLE HERO 70 CC	EACH	44889.71	-1.23
BICYCLE WITH TYRES & TUBES	EACH	7480.02	0.09
TYRE CAR WITH TUBE GENERAL	EACH	3396.88	0.69
TYRE MOTOR CYCLE WITHOUT TUBE	EACH	1190.88	0.00
TYRE CYCLE SPECIFY BRAND NAME	EACH	369.07	0.00
TYRE CAR W/O TUBE	EACH	3183.93	0.16
PETROL SUPER	LITRE	77.79	0.00
HIGH SPEED DIESEL HSD	LITRE	87.12	0.00
CNG	K.G.	73.04	0.00
GAS CYLINDER STAND. SIZE	EACH	1100.95	0.46
MOTOR CYCLE SERVICE CHARGES	EACH	260.38	0.08
CAR SERVICE CHARGES	EACH	339.37	0.38
TYRE PUNCTURE CHARGES	EACH	62.65	0.00
CYCLE OVERHAULING CHARGES	EACH	289.79	0.00
CAR TAX FOR 800CC TO 1300CC	YEARLY	1840.80	0.00
TRAIN FARE ECO. 1-100 KM.	P/KM.	0.68	0.00
TRAIN FARE ECO. 101-500 KM.	P/KM.	0.98	0.00
TRAIN FARE ECO. > 500 KM.	P/KM.	0.89	0.00
TRAIN FARE IST SLP. 1-100KM	P/KM.	2.10	0.00
TRAIN FARE IST SLP.101-500 KM	P/KM.	2.59	0.00
TRAIN FARE IST SLP. > 500 KM	P/KM.	1.99	0.00
TRAIN FARE A/C SLP. 1-100KM.	P/KM	5.76	0.00
TRAIN FARE A/C SLP.101-500KM	P/KM.	4.59	0.00
TRAIN FARE A/C SLP > 500KM.	P/KM	4.16	0.00
PLATFORM TICKET	EACH	10.00	0.00
AUTO RICKSHAW FARES	KM/MIN	56.41	0.00
FULL TONGA CHARGES	KM/MIN	61.68	0.00
TAXI 4 SEATER FARE	KM/MIN	79.23	0.00
BUS FARE MIN (WITHIN CITY)	TICKET	11.47	0.00
BUS FARE MAX (WITHIN CIT	TICKET	19.89	0.00
BUS FARE OUTSIDE CITY	P/KM.	0.90	0.00
A/C BUS FARE OUTSIDE CITY	P/KM.	1.38	0.00
MINIBUS FARE MIN.WITH IN CITY	TICKET	13.55	0.00
MINIBUS FARE MAX.WITH IN CITY	TICKET	19.80	0.00
SUZUKI FARE MIN.WITH IN CITY	TICKET	10.74	0.00
SUZUKI FARE MAXIMUM W.IN CITY	TICKET	18.36	0.00
AIR FARE ECONOMY CLASS.	P/KM.	19.26	0.00
COMMUNICATION			
POSTAL ENVELOPE DOMESTIC	EACH	8.00	0.00
ENVELOPE FOR SAUDI ARABIA	EACH	49.63	0.00
POSTAL REGISTRATION CHARGES	EACH	28.00	0.00
U.M.S. REG CHARGES MIN.	EACH	58.45	0.00
T.C.S. CH. MIN.WITH IN ZONE	EACH	134.75	2.18
TELEPHONE CHARGES LOCAL CALL	P/CALL	3.94	0.00
TEL CHARGES OUT SIDE CITY	P/CALL	3.94	0.00
INTERNET CHARGES	P/HOUR	29.14	0.87
MOBILE CELL CHARGES	P/UNIT	3.07	0.00
FAX CHARGES (LOCAL)	P/PAGE	17.38	0.00
TELEPHONE SET AV. QLTY	EACH	765.07	0.00

Contd.

7.11 Inter-city Consumer Prices July, 2015

Value in Rupees

Description	Unit	Average	% Change
MOBILE SET NOKIA/SONY/ERICSON/SAMSUNG WITHOUT CAMERA RECREATION AND CULTURE	EACH	2804.90	0.00
T.V. 20" COLORED WEGA H-A21.	EACH	19452.71	0.00
T.V 20" COLOR CHINA/KORIA)	EACH	11280.21	0.00
V.C.P. PANASONIC/LG/NAT	EACH	5436.31	0.00
DVD/VCD PLAYER PANASONIC/LG	EACH	4172.04	0.05
RADIO WITH C.PLAYER NATIONAL	EACH	2221.47	0.00
PERSONNEL COMPUTER (BRANDED)	EACH	43315.50	0.00
VID. CASSETTE BLK. TDK/SONY	EACH	144.90	0.00
COM. C.D. (TDK/IMATION)	EACH	53.77	0.00
TAPE RECORDER CASSETTE BLANK	EACH	46.65	0.00
VIDEO GAME SEGA 16 BYTE	EACH	1280.88	0.00
CINEMA A/C. HIGH CLASS	TICKET	93.81	0.00
CINEMA NON-A/C HIGH CLASS	TICKET	56.65	0.00
CABLE CHARGES	PER MONT	290.63	0.00
TV.LICENCE FEE DOMESTIC	YEARLY	420.00	0.00
ENGLISH BOOK CLASS V1	EACH	70.43	0.00
ENGLISH BOOK CLASS IX OR X	EACH	94.63	0.00
ENG. BOOK IST.YR COMPLETE SET	EACH	86.78	0.00
ENGLISH BOOK BA/B.SC	EACH	163.25	0.00
URDU BOOK CLASS V (T.B.BORD)	EACH	72.16	0.00
URDU BOOK CLASS IX/X(T.B.B)	EACH	100.70	0.00
URDU BOOK IST.YEAR/INTER	EACH	60.00	0.00
URDU BOOK BA/B.SC	EACH	144.50	0.00
MATHS BOOK CALSS V (T.B.B)	EACH	76.95	0.00
MATHS BOOK CLASS IX OR X	EACH	210.05	0.00
MATHS BOOK IST.YEAR (T.B.B)	EACH	148.13	0.00
PAKISTAN STUDIES BOOK BA/B.SC	EACH	150.50	0.00
DAILY "DAWN"	P/COPY	19.00	0.00
DAILY "JANG"	P/COPY	12.00	0.00
DAILY "NAWA-E-WAQT"	P/COPY	12.00	0.00
WEEKLY "AKHBAR-E-JAHAN"	P/COPY	55.00	0.00
WEEKLY "MAG"	P/COPY	45.00	0.00
MONTHLY "NAUNEHAL DIGEST"	P/COPY	35.00	0.00
PAPER FOOLSCAPE (27"x17")	QUIRE	37.71	0.00
EXERCISE.BOOK LINED 80/100 PGS	EACH	45.34	0.00
PENCILGOLDFISH/DEER	EACH	6.17	0.00
PEN INK DOLLOR 57 ML BOTTLE	EACH	21.25	0.00
PHOTOSTATE PAPER 70 GM	PRT	350.65	0.63
BALL PEN (local)	EACH	6.15	0.00
FOUNTAIN PEN HERO/WINGS/CHINA EDUCATION	EACH	43.01	0.87
PRIVATE SCHOOL FEE ENGLISH MEDIUM AVERAGE STANDARD (CLASS I)	PER MONTH	1292.64	0.00
PRIVATE SCHOOL FEE ENGLISH MEDIUM AVERAGE STANDARD (CLASS V)	PER MONTH	1456.53	0.00
PRIVATE SCHOOL FEE ENGLISH MEDIUM AVERAGE STANDARD (CLASS VI)	PER MONTH	1593.02	0.00
PRIVATE SCHOOL FEE ENGLISH MEDIUM AVERAGE STANDARD (CLASS X)	PER MONTH	1888.69	0.00
PRIVATE MEDICLE COLLEGE FEE MBBS (IST YEAR)	PER MONTH	44426.99	0.00
PRIVATE ENGINEERING COLLEGE FEE (ISTR YEAR)	PER MONTH	11971.70	0.00
GOVT. COLLEGE FEE IST. YEAR	MONTH	44.99	0.00
GOVT. COLLEGE FEE 4TH. YEAR	MONTH	59.03	0.00
GOVT. UNIVERSITY FEE MSC.	MONTH	401.64	0.00
GOVT. MED. COLLEGE FEE MBBS	MONTH	1302.55	0.00
GOVT. ENGG. COLL. FEE I YEAR	MONTH	1082.49	0.00
COACHING FEE FOR CLASS IX/X	PER MONTH	1165.40	0.00
COACHING CHARGES FOR CLASS IST YEAR/INTER (SCIENCE)	PER MONTH	1684.36	0.00
COACHING CHARGES FOR CLASS IST YEAR/INTER (COMMERCE)	PER MONTH	1430.69	0.00

Contd.

7.11 Inter-city Consumer Prices July, 2015

			Value in Rupees	
Description	Unit	Average	% Change	
I.T. TUITION FEES	PER MONTH	2448.10	0.00	
MBA TUITION FEES	PER MONTH	6285.11	0.00	
RESTAURANTS AND HOTELS				
BREAD TANDOORI ST. SIZE	EACH	7.61	0.00	
COOKED MUTTON (AV. HOTEL)	PLATE	140.20	0.00	
COOKED BEEF (AV. HOTEL)	PLATE	85.48	0.00	
COOKED DAL (AV. HOTEL)	PLATE	51.21	0.49	
CHICKEN BIRYANI FULL/DOUBLE	PLATE	128.68	0.89	
TEA PREPARED (ORDINARY)	CUP	18.78	0.00	
MISCELLANEOUS GOODS AND SERVICES				
HAIRCUT CHARGES FOR MEN	P/CUT	73.78	0.42	
BEAUTY PORL HAIR STYL CHARGE	P/STY.	268.52	0.00	
SHAVING CHARGES	PER SHV	40.75	0.69	
LIPSTICK S.MISS/MEDORA	EACH	107.00	0.00	
NAIL POLISH S.MISS/MEDORA	EACH	87.19	0.00	
PERFUME MED.SIZE MEDORA/BROACH	EACH	166.36	0.00	
HAIR-OIL AMLA/CHAMBELI	BOTTLE	111.25	0.23	
TOILET SOAP LUX 95 GRAMS	EACH	34.70	0.00	
TOILET SOAP LIFEBOUY 140 GRM	EACH	36.55	0.19	
TOILET SOAP SAFEGUARD BATH SIZE	EACH	47.60	0.00	
TOOTHPASTE MACKLINES 70 GRM	EACH	50.00	0.00	
TOOTHPAST MED SIZE CLGATE 70 GMS	EACH	61.40	0.00	
TOOTHBRUSH SHEILD A/PLAQUE	EACH	39.70	0.71	
TOOTHPOWDER DENTONIC 90 GRM	EACH	26.48	0.57	
HAIR-COLOUR BEGIN (6 GMS)	EACH	97.75	0.12	
HAIR COLOUR (KALAKOLA)	BOTTLE	125.38	0.00	
FACECREAM PONDS (MEDIUM)	EACH	111.88	0.00	
TALC POWDER VICE ROAY,B.CAT	EACH	134.00	0.00	
BLADE TREET ORDINARY 10'S	PKT.	34.00	0.89	
BLADE 7-O-CLOCK STAIN. 5'S	PKT.	33.73	0.75	
SHAMPOO SUNSILK/PAINTIN 100 ML	BOTTLE	108.38	0.12	
BEAUTY CREAM (FAIR & LOVELY)	EACH	128.43	2.39	
HAIR REMOVING CREAM (EU-CREAM)	TUBE	61.31	0.00	
GEL MEDIUM SIZE	BOTTLE	92.13	0.00	
DISPOSABLE RAZOR GILLET-II	EACH	40.63	0.00	
SHAVING CREAM TOUCH-ME/ADM.	EACH	60.75	0.00	
GOLD TEZABI 24 CT	10 GM.	39212.98	-2.68	
SILVER TEZABI 24 CT	10 GM.	603.73	-1.78	
ARTIFICIAL JEWELLARY SET	SET	716.39	0.64	
WRIST WATCH GENTS CITIZEN (ORIGINAL) ***	EACH	3432.14	0.00	
WRIST WATCH LADIES CITIZEN (ORIGINAL) ***	EACH	3421.25	0.00	
WALL CLOCK QUARTZ AV.QLTY	EACH	530.83	0.00	
SUITCASE REXIN (24"x16"x6")	EACH	1095.92	0.52	
TRUNK MEDIUM SIZE ***	EACH	1584.42	0.52	
PURSE LADIES (LEATHER) AVERAGE QUALITY	EACH	697.75	1.34	

8. PUBLIC FINANCE

8.1 Customs Revenue Receipts

(Million Rupees)

S. No.	Description	Annual				
		2010-11	2011-12	2012-13	2013-14	2014-15
1	Meat, fish and their preparations	54.90	93.75	151.69	253.87	322.60
2	Milk, butter, cheese and honey	2769.09	2478.59	2235.00	2879.15	5371.62
3	Fruits, nuts and vegetables	1265.68	1427.16	1554.43	2368.46	2830.70
4	Coffee, nuts and vegetables	3542.19	3547.64	3730.56	3713.70	4202.54
5	Oil-seeds and miscellaneous fruits	150.60	120.73	146.20	176.67	1117.13
6	Vegetable plaiting materials	472.21	616.43	868.55	998.91	828.97
7	Animal and vegetable fats and oil	17262.76	18417.04	20247.00	20658.72	21183.29
8	Sugar and confectionery	285.07	372.89	291.17	383.73	523.17
9	Edible, preparation of cereal & vegetables	2862.84	2916.04	3099.12	3991.29	5319.78
10	Beverages, spirits and vinegars	221.28	192.14	176.65	179.36	228.65
11	Residues on waste from the food industries prepared animal fodder	61.26	53.16	59.44	141.58	2622.94
12	Tobacco	494.52	251.94	144.14	213.57	136.15
13	Mineral, fuel, oils and products thereof	21401.96	19140.05	20398.80	16760.58	24413.27
14	Chemicals and chemical products	6870.42	6798.82	7327.76	8239.32	10379.73
15	Pharmaceutical products	1565.36	1822.78	1893.71	2111.88	2507.92
16	Dyes, colours, paints and varnishes	2681.43	2538.32	2671.14	3611.13	4077.15
17	Perfumery, soap and toilet preparations	4908.71	3912.94	3778.08	4894.55	6321.37
18	Albuminodal substances modified starches gulesenzymes	196.53	202.99	215.36	287.14	488.59
19	Matches and other explosives	39.84	22.32	22.61	25.30	18.81
20	Photographic and cinematographic goods	1336.10	1178.39	1254.43	1583.89	1823.38
22	Rubber and articles thereof	2147.93	2352.45	8820.77	2395.14	13198.11
23	Leather articles and footwear	1835.37	1937.81	2143.80	2051.86	3179.46
24	Wood & articles of wood wood charcoal	552.34	557.80	2010.44	542.99	2459.12
25	Wood, paper and stationery	7423.54	6730.50	475.48	6085.09	837.99
26	Silk yarn and fabrics	205.57	130.81	5357.43	139.29	8503.06
27	Fabrics of wool, flax ramle metal vegetable	394.64	473.08	136.97	706.41	316.29
28	Cotton, Textile fabrics, Paper Yarn	340.77	786.13	490.74	2065.56	1039.73
29	Yarn and fabrics of man-made fiber	7666.13	7616.66	1422.08	8773.16	1057.36
30	Carpets & other floor covering	345.04	432.76	6523.28	285.80	11587.37
31	Special Woven Fabrics and Variety (58)	388.49	434.56	274.42	352.95	328.81
31	Plastic and articles thereof	8831.53	8807.12	349.73	11055.67	454.87
32	Textile articles including knitted & crocheted goods	2142.72	2254.15	1969.33	2627.81	3551.13
33	Other madeup textile articles, set worm clothing & textile articles rugs	1255.90	1336.37	1093.49	1375.49	1620.10
34	Glass and earthen-ware	3132.55	3522.41	3198.22	4459.56	5938.18
35	Precious metal, stones, pearls & imitation jewellery	95.09	28.71	40.01	65.58	90.60
36	Iron and steel manufactures	9677.83	10048.48	10545.65	9211.16	17154.45
37	Metals other than gold,silver,iron & steel	1386.38	1144.22	1253.23	1866.33	2518.70
38	Cutlery, tools articles of base metals	1038.53	1002.80	1015.61	1324.08	1608.30
39	Machinery and mechanical appliances	10928.56	11605.92	12362.55	13742.20	20289.00
40	Electric machinery and equipment	9528.38	9928.03	10396.39	11325.52	22583.98
41	Railway and tramway plant and rolling stock	25.04	125.87	393.05	447.75	1147.92
42	Motor and other vehicles	28097.49	43090.45	42305.56	36314.43	49408.87
43	Ships, boats and aircraft's	136.17	117.96	108.57	79.44	1045.69
44	Clocks and watches and parts thereof	66.18	47.19	60.14	66.04	61.53
45	Arms and ammunitions	498.63	464.96	507.58	317.19	336.89
46	Toys, games and sports goods	416.83	324.33	278.43	346.34	488.01
47	Sub-total (1 to 46)	167000.38	181405.65	183798.79	191495.64	265523.28
48	All other articles	26179.32	46869.49	66022.29	58234.50	49707.26
49	Gross Collection (47 to 48)	193179.70	228275.14	249821.08	249730.14	315230.54
50	Refund & Rebates	8527.42	8453.67	10362.12	8731.76	9090.69
51	Net collection (54-55)	184652.28	219821.47	239458.96	240998.38	306139.85
52	Total imports duty	179722.75	213285.30	...	233783.87	283865.95
53	1 % Ware House Charges	1598.29	1660.09	...	1182.93	808.69
54	Miscellaneous	3636.25	3870.35	...	4469.01	5010.68
55	Export duties	390.71	471.07	...	475.78	495.05
56	25% Export Development Charges	5174.30	5291.13	...	6119.22	5921.88
57	Regularity Duty	2544.84	2111.14	...	3699.32	19128.26

Contd.

8.1 Customs Revenue Receipts

(Million Rupees)

S. No.	Description	Monthly			
		Jul,2014	Aug,2014	Sep.,2014	Oct,2014
1	Meat, fish and other preparations	12.98	19.81	26.68	30.89
2	Milk, Butter, Cheese and Honey	427.71	272.58	179.07	345.79
3	Fruits, nuts and vegetables	262.03	175.33	253.75	298.69
4	Coffee, nuts and vegetables	283.77	310.15	403.13	370.42
5	Oil-seeds & miscellaneous fruits	19.74	182.22	171.81	67.77
6	Vegetable plaiting Materials	58.24	64.24	68.06	76.25
7	Animal and vegetable fats and oil	1352.52	1828.05	2104.21	1855.01
8	Sugar and confectionery	43.18	42.42	39.95	37.47
9	Edible, preparation of cereals and vegetables	423.37	425.45	407.18	433.37
10	Beverages, spirits and vinegars	17.77	26.71	27.21	7.07
11	Residues and Waste from the food industries, Prepared animal fodder	250.55	252.85	384.32	139.78
12	Tobacco	4.64	10.17	32.90	9.95
13	Minerals, fuel, oils and products thereof	404.45	1612.87	1538.05	1554.15
14	Chemicals and chemicals products	755.49	857.95	867.72	946.05
15	Pharmaceutical products	190.44	225.55	229.62	210.96
16	Dyes, colours, paints and varnishes	344.16	399.82	317.39	278.21
17	Perfumery, soap and toilet preparations	449.21	574.62	539.57	591.89
18	Albuminoidal substances modified starches, glues,enzymes	43.94	44.39	36.97	45.80
19	Matches and other explosives	0.34	0.18	0.36	1.86
20	Photographic and cinematographic goods	146.92	170.59	157.64	154.68
21	Plastic and articles thereof	1052.05	1235.66	1035.36	1029.67
22	Rubber and articles thereof	236.40	306.82	303.35	274.98
23	Leather articles and footwear	224.64	183.57	339.28	258.17
24	Wood & articles of wood; wood charcoal	50.18	61.16	64.98	56.27
25	Wood, paper and stationery	605.24	716.91	806.02	722.50
26	Silk yarn and fabrics	21.54	19.81	22.04	24.48
27	Fabrics of Wool, flax, ramie metal, vegetable	74.60	76.38	85.35	91.14
28	Cotton, textile, fibre & other paper & veg yarn	72.30	56.99	61.44	71.51
29	Yarn and fabrics of man-made fiber	1090.82	1077.94	1011.16	993.00
30	Carpets & other floor covering	26.47	24.07	24.61	24.42
31	Special Woven Fabrics and Variety	41.96	43.70	43.95	37.91
32	Textile articles including knitted & crocheted goods	246.39	258.34	355.29	368.43
33	Other made up textile articles;set;worn colodthing & textile articles;rugs	86.55	142.87	147.60	128.63
34	Glasses and earthen/ware	477.58	474.52	514.30	453.06
35	Precious metals,stones,pearls & imitation jewellery	9.93	6.06	5.62	10.76
36	Iron & steel manufactures thereof	926.77	1198.61	1341.61	1155.63
37	Metals other than gold, silver, iron & steel	162.86	226.02	201.35	202.87
38	Cutlery, tools articles of base metals	136.48	126.66	133.03	124.70
39	Machinery and mechanical appliances	1290.88	1462.62	1604.48	1530.84
40	Electric machinery and equipment	1772.51	2272.13	2327.26	1877.58
41	Railway and tramway plant and rolling stock	197.67	76.66	18.70	133.19
42	Motor and other vehicles	2490.15	3913.49	4299.60	3895.38
43	Ships, boats and Air crafts	17.44	109.90	125.67	87.13
44	Clocks, watches and parts thereof	4.33	4.14	5.38	4.29
45	Arms and ammunitions	12.76	44.37	50.76	25.90
46	Toys, games and sports goods	41.25	31.84	36.31	31.17
47	Sub total (1 to 46)	16861.20	21647.19	22750.09	21069.67
48	All other articles	1053.88	1112.05	4378.10	1506.27
49	Total Import Duty	16880.19	21536.14	25195.40	21263.33
50	Warehouse Charges	51.06	60.90	81.84	76.79
51	Regularity Duty	374.05	409.68	448.88	394.35
52	Miscellaneous	206.77	234.30	836.78	269.70
53	0.25 % Export Development Charges	392.42	491.84	537.22	504.42
54	Export Duties	10.59	26.39	28.06	67.32
55	Gross	17915.08	22759.25	27128.18	22575.91
56	Refund	97.21	23.30	137.90	3.67
57	Rebate	1038.57	1060.12	922.04	746.40
58	Refund & Rebate	1135.78	1083.42	1059.94	750.07
59	Net	16779.30	21675.83	26068.24	21825.84

Contd.

8.1 Customs Revenue Receipts

(Million Rupees)

S. No.	Description	Monthly				
		Nov, 2014	Dec, 2014	Jan, 2015	Feb, 2015	Mar, 2015
1	Meat, fish and other preparations	31.99	36.03	40.23	40.44	18.28
2	Milk, Butter, Cheese and Honey	325.24	535.15	622.74	252.93	389.62
3	Fruits, nuts and vegetables	233.24	229.56	202.28	172.61	185.20
4	Coffee, nuts and vegetables	277.03	402.46	402.28	326.54	428.59
5	Oil-seeds & miscellaneous fruits	119.20	106.58	71.62	51.60	70.66
6	Vegetable plaiting Materials	70.06	68.00	65.36	69.78	79.22
7	Animal and vegetable fats and oil	1806.09	1813.21	1397.76	1544.07	1628.37
8	Sugar and confectionery	39.22	51.58	48.99	35.37	31.60
9	Edible, preparation of cereals and vegetables	405.91	376.03	429.35	420.89	376.30
10	Beverages, spirits and vinegars	13.02	12.31	14.44	10.97	26.96
11	Residues an Waste from the food industries, Prepared animal fodder	293.21	196.84	129.57	261.94	199.87
12	Tobacco	10.62	11.90	13.06	6.61	7.13
13	Minerals, fuel, oils and products thereof	1696.47	1386.53	1121.12	1049.68	1275.65
14	Chemicals and chemicals products	790.64	936.73	737.16	789.15	861.17
15	Pharmaceutical products	242.59	196.35	137.79	179.86	228.16
16	Dyes, colours, paints and varnishes	240.00	340.85	355.99	315.23	355.76
17	Perfumery, soap and toilet preparations	499.55	505.78	453.01	433.66	493.66
18	Albuminoidal substances modified starches, glues,enzymes	39.18	39.63	43.60	36.09	38.39
19	Matches and other explosives	1.50	0.26	0.58	4.96	1.55
20	Photographic and cinematographic goods	109.42	152.21	158.28	138.01	140.68
21	Plastic and articles thereof	1035.43	1038.57	926.68	997.36	1150.04
22	Rubber and articles thereof	250.11	269.47	225.98	180.10	281.01
23	Leather articles and footwear	188.61	202.68	163.75	197.34	109.04
24	Wood & articles of wood; wood charcoal	71.37	66.48	78.20	60.73	68.88
25	Wood, paper and stationery	671.38	626.72	535.32	700.61	692.41
26	Silk yarn and fabrics	26.21	28.00	44.00	33.11	16.83
27	Fabrics of Wool, flax, ramle metal, vegetable	71.84	87.85	98.55	91.67	79.57
28	Cotton, textile, fibre & other paper & veg yarn	85.58	82.14	80.03	104.62	114.72
29	Yarn and fabrics of man-made fiber	899.77	942.72	917.70	937.12	816.64
30	Carpets & other floor covering	23.04	28.92	32.81	24.22	32.81
31	Special Woven Fabrics and Variety	41.78	36.34	34.74	40.24	32.94
32	Textile articles including knitted & crocheted goods	314.24	294.89	271.36	320.94	236.11
33	Other made up textile articles;set;worn colothing & textile articles;rugs	140.84	171.55	175.46	127.64	126.53
34	Glasses and earthen/ware	437.63	630.75	560.82	475.74	411.69
35	Precious metals,stones,pearls & imitation jewellery	9.07	5.37	5.73	6.17	5.22
36	Iron & steel manufactures thereof	1114.59	1273.81	1403.72	828.49	1053.98
37	Metals other than gold, silver, iron & steel	160.54	240.26	156.09	222.59	195.87
38	Cutlery, tools articles of base metals	121.93	152.36	134.88	128.97	139.57
39	Machinery and mechanical appliances	1598.54	1703.19	1568.77	1827.42	1825.21
40	Electric machinery and equipment	1813.17	1848.15	2052.09	1450.86	1605.12
41	Railway and tramway plant and rolling stock	10.50	122.34	22.36	328.33	14.75
42	Motor and other vehicles	3663.75	3625.32	4718.72	3224.99	3832.66
43	Ships, boats and Air crafts	94.16	29.35	31.94	105.61	113.61
44	Clocks, watches and parts thereof	6.14	8.79	4.35	4.47	2.95
45	Arms and ammunitions	32.87	57.98	32.28	12.98	13.75
46	Toys, games and sports goods	29.42	36.42	37.66	45.61	50.89
47	Sub total (1 to 46)	20156.69	21008.41	20759.20	18618.32	19859.62
48	All other articles	2492.11	6569.86	3406.01	4377.11	8922.17
49	Total Import Duty	21421.55	26119.72	22514.52	20401.38	25285.22
50	Warehouse Charges	72.97	61.15	69.64	86.67	62.64
51	Regularly Duty	388.60	418.89	639.32	1689.43	2491.35
52	Miscellienous	287.83	387.30	364.39	350.08	364.54
53	0.25 % Export Development Charges	453.38	552.21	542.77	430.91	535.18
54	Export Duties	35.93	44.78	34.55	36.93	43.23
55	Gross	22660.26	27584.05	24165.19	22995.40	28782.16
56	Refund	60.71	3.92	25.14	34.11	45.30
57	Rebate	672.19	559.31	779.47	853.44	572.35
58	Refund & Rebate	732.90	563.23	804.61	887.55	617.65
59	Net	21927.36	27020.82	23360.58	22107.85	28164.51

8.1 Customs Revenue Receipts

(Million Rupees)

S. No.	Description	Monthly			
		Apr, 2015	May, 2015	Jun, 2015	Jul, 2015
1	Meat, fish and other preparations	26.71	18.21	20.35	13.72
2	Milk, Butter, Cheese and Honey	582.66	817.39	620.76	318.07
3	Fruits, nuts and vegetables	302.26	250.11	265.65	376.30
4	Coffee, nuts and vegetables	379.91	308.27	310.01	419.06
5	Oil-seeds & miscellaneous fruits	61.79	59.18	134.95	112.41
6	Vegetable plaiting Materials	84.75	65.76	59.27	58.44
7	Animal and vegetable fats and oil	1466.80	1867.00	2514.16	1492.06
8	Sugar and confectionery	56.69	49.10	47.61	74.41
9	Edible, preparation of cereals and vegetables	540.68	632.57	448.68	394.16
10	Beverages, spirits and vinegars	25.54	26.46	20.20	20.90
11	Residues an Waste from the food industries, Prepared animal fodder	116.98	168.42	228.61	577.72
12	Tobacco	7.61	15.76	5.80	20.77
13	Minerals, fuel, oils and products thereof	2591.20	4687.94	5330.75	2074.60
14	Chemicals and chemicals products	978.75	912.92	946.00	864.18
15	Pharmaceutical products	195.16	229.90	241.53	195.13
16	Dyes, colours, paints and varnishes	376.83	375.88	377.05	339.59
17	Perfumery, soap and toilet preparations	549.15	630.89	600.38	574.29
18	Albuminoidal substances modified starches, glues,enzymes	37.26	42.16	41.20	39.12
19	Matches and other explosives	3.91	1.88	1.46	5.96
20	Photographic and cinematographic goods	125.18	200.93	168.85	244.01
21	Plastic and articles thereof	1156.24	1323.07	1218.04	1067.83
22	Rubber and articles thereof	284.41	302.03	264.82	513.11
23	Leather articles and footwear	74.51	239.01	278.52	144.72
24	Wood & articles of wood; wood charcoal	84.38	87.70	87.67	80.56
25	Wood, paper and stationery	831.15	763.71	831.10	755.52
26	Silk yarn and fabrics	23.03	33.24	24.00	29.34
27	Fabrics of Wool, flax, ramle metal, vegetable	71.52	101.74	109.52	94.71
28	Cotton, textile, fibre & other paper & veg yarn	93.89	128.43	105.71	114.59
29	Yarn and fabrics of man-made fiber	887.70	944.29	1068.51	871.46
30	Carpets & other floor covering	31.07	23.71	32.67	25.71
31	Special Woven Fabrics and Variety	28.84	32.18	40.30	31.92
32	Textile articles including knitted & crocheted goods	173.17	331.56	380.42	309.63
33	Other made up textile articles;set;worn colothing & textile articles;rugs	106.54	125.74	140.16	153.88
34	Glasses and earthen/ware	344.93	504.15	653.09	612.59
35	Precious metals,stones,pearls & imitation jewellery	5.62	7.25	13.80	9.84
36	Iron & steel manufactures thereof	2508.75	2009.56	2341.24	1852.21
37	Metals other than gold, silver, iron & steel	234.49	231.88	281.92	255.41
38	Cutlery, tools articles of base metals	96.69	149.59	163.49	161.54
39	Machinery and mechanical appliances	2062.73	1824.79	1989.36	1392.13
40	Electric machinery and equipment	1898.06	1648.21	2019.18	1245.93
41	Railway and tramway plant and rolling stock	94.38	109.06	19.97	7.48
42	Motor and other vehicles	5361.26	4991.68	5398.89	3652.19
43	Ships, boats and Air crafts	69.26	114.93	146.67	16.16
44	Clocks, watches and parts thereof	4.23	5.98	6.48	3.83
45	Arms and ammunitions	20.04	12.42	20.78	22.48
46	Toys, games and sports goods	55.59	42.73	49.15	49.67
47	Sub total (1 to 46)	25112.30	27449.34	30068.70	21689.34
48	All other articles	1319.94	3018.40	11696.39	1305.85
49	Total Import Duty	22987.47	25081.34	35179.69	20733.37
50	Warehouse Charges	63.67	68.77	52.59	47.76
51	Regularly Duty	2525.05	4379.32	4969.34	850.95
52	Miscellienous	348.23	429.69	931.07	892.33
53	0.25 % Export Development Charges	488.38	505.30	487.85	426.91
54	Export Duties	19.41	3.31	144.55	16.87
55	Gross	26432.21	30467.73	41765.09	22968.19
56	Refund	31.37	148.56	13.09	13.12
57	Rebate	534.43	652.75	75.34	971.72
58	Refund & Rebate	565.80	801.31	88.43	984.84
59	Net	25866.41	29666.42	41676.66	21983.35

Source: Federal Board of Revenue, Islamabad.

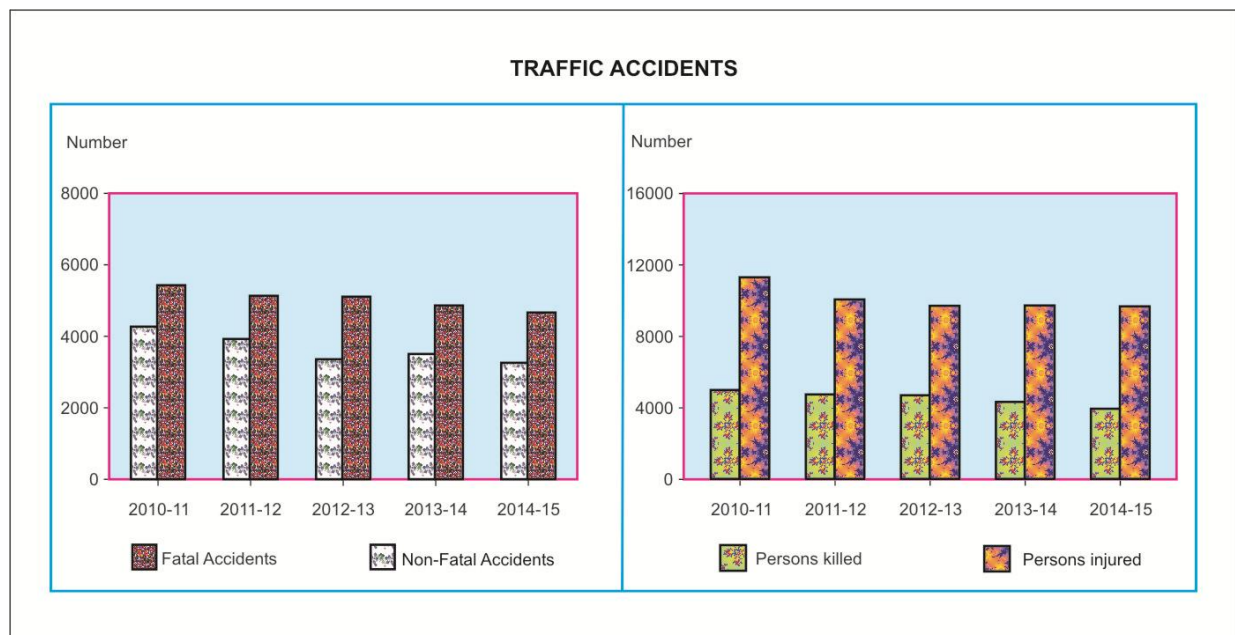
9. SOCIAL

9.1 Data on Traffic Accidents

Year/Month	Total Number of Accidents	Accident		Persons		Total Number of Vehicles Involved
		Fatal	Non - Fatal	Killed	Injured	

PAKISTAN

2010-11	9723	4280	5443	5271	11383	10822
2011-12	9140	3966	5174	4758	10145	9986
2012-13*	8988	3884	5104	4719	9710	9876
2013-14*	8359	3500	4859	4348	9777	9423
2014-15*	7865	3214	4651	3954	9661	8949
2014 Jul	674	265	409	336	752	778
Aug	613	246	367	310	855	699
Sep	606	245	361	284	732	695
Oct	771	312	459	376	1012	896
Nov	609	280	329	388	862	711
Dec	628	252	376	291	730	723
2015 Jan	569	236	333	288	675	653
Feb	562	218	344	263	681	596
Mar	636	273	363	347	797	712
Apr	741	305	436	357	818	830
May	728	290	438	338	776	818
Jun	728	292	436	376	971	838
Jul	780	298	482	370	1026	911



Note: Data from July,2012 onward includes ICTs.

* Included Islamabad

Contd.

9.1 Data on Traffic Accidents

Year/Month	Total Number of Accidents	Accident		Persons		Total Number of Vehicles Involved
		Fatal	Non - Fatal	Killed	Injured	
2012-13	201	107	94	109	180	212
2013-14	256	120	136	132	206	256
2014-15	216	107	109	118	182	217
ISLAMABAD						
2014 Jul	17	12	5	13	17	18
Aug	9	5	4	6	6	9
Sep	10	4	6	4	8	10
Oct	22	9	13	10	19	22
Nov	20	10	10	11	12	20
Dec	20	8	12	8	12	20
2015 Jan	21	11	10	11	6	21
Feb	21	9	12	11	44	21
Mar	13	6	7	7	10	13
Apr	22	12	10	12	14	22
May	26	13	13	13	26	26
Jun	15	8	7	12	8	15
Jul	27	12	15	17	37	27
PUNJAB						
2010-11	5420	2591	2829	3167	5809	5420
2011-12	4990	2361	2629	2888	5071	4990
2012-13	4587	2213	2374	2692	4515	4587
2013-14	3696	1717	1979	2145	3941	3696
2014-15	3054	1435	1619	1750	3652	3054
2014 Jul	235	113	122	140	216	235
Aug	229	105	124	126	272	229
Sep	233	112	121	134	306	233
Oct	324	145	179	169	430	324
Nov	223	116	107	149	317	223
Dec	249	108	141	128	296	249
2015 Jan	207	106	101	133	236	207
Feb	228	98	130	117	287	228
Mar	278	141	137	175	367	278
Apr	290	129	161	157	365	290
May	299	132	167	164	288	299
Jun	259	130	129	158	272	259
Jul	285	132	153	165	329	285
SINDH						
2010-11	1270	758	512	927	1071	1541
2011-12	1054	681	373	756	681	1121
2012-13	935	582	353	696	637	960
2013-14	945	613	332	791	893	1103
2014-15	881	583	298	771	863	1029
2014 Jul	72	46	26	60	51	84
Aug	65	44	21	62	48	78
Sep	75	49	26	56	53	94
Oct	55	41	14	54	54	62
Nov	69	45	24	105	108	84
Dec	76	48	28	53	84	94
2015 Jan	77	50	27	55	96	83
Feb	85	56	29	68	59	93
Mar	74	48	26	71	78	86
Apr	91	61	30	67	35	100
May	64	46	18	45	55	70
Jun	78	49	29	75	142	101
Jul	70	53	17	64	101	85

Contd.

9.1 Data on Traffic Accidents

Year/Month	Total Number of Accidents	Accident		Persons		Total Number of Vehicles Involved
		Fatal	Non - Fatal	Killed	Injured	

KHYBER P.K.

2010-11	2722	773	1949	986	4153	3479
2011-12	2772	785	1987	953	3913	3501
2012-13	2968	846	2122	1059	4016	3736
2013-14	3120	877	2243	1033	4257	3934
2014-15	3399	942	2457	1137	4524	4260
2014 Jul	326	83	243	112	444	411
Aug	277	78	199	102	491	345
Sep	257	67	190	75	321	314
Oct	343	103	240	116	449	450
Nov	280	95	185	108	395	362
Dec	256	72	184	85	294	325
2015 Jan	245	64	181	79	300	319
Feb	209	49	160	59	257	236
Mar	241	66	175	77	308	297
Apr	308	86	222	103	371	387
May	313	92	221	109	378	392
Jun	344	87	257	112	516	422
Jul	370	89	281	109	509	479

BALOCHISTAN

2010-11	311	158	153	191	350	382
2011-12	324	139	185	161	480	374
2012-13	297	136	161	163	362	381
2013-14	342	173	169	247	480	434
2014-15	315	147	168	178	440	389
2014 Jul	24	11	13	11	24	30
Aug	33	14	19	14	38	38
Sep	31	13	18	15	44	44
Oct	27	14	13	27	60	38
Nov	17	14	3	15	30	22
Dec	27	16	11	17	44	35
2015 Jan	19	5	14	10	37	23
Feb	19	6	13	8	34	18
Mar	30	12	18	17	34	38
Apr	30	17	13	18	33	31
May	26	7	19	7	29	31
Jun	32	18	14	19	33	41
Jul	28	12	16	15	50	35

Source: Provincial Police Departments & ICT Police.

9.2 Data on Telecommunication 2015

Months	Distribution of Cellular Mobile Subscribers					
	Total	Moblink	CM Pak	Ufone	Telenor	Warid
Jan	136482096	38384557	27406675	21782905	36509373	12398586
Feb	136630891	38378938	27693987	21718480	36724230	12115256
Mar	134907976	38184925	27429830	21507765	36598171	11187285
Apr	131865579	38149067	27217698	18257842	37313551	10927421
May	112402835	32945683	21836725	17365830	30737198	9517399
Jun	114658434	33424268	22102968	17809315	31491263	9830620
Jul	116431523	33993778	22432785	17893156	32155599	9956205
Aug						
Sep						
Oct						
Nov						
Dec						

Source : Pakistan Telecommunication Authority, Islamabad.

9.3 Visitors at Archaeological Museum in Pakistan

Area/ attraction	May,2015		June,2015		July,2015	
	Foreigner	National	Foreigner	National	Foreigner	National
PAKISTAN	1106	125970	835	99279	743	318240
ISLAMABAD	447	67747	379	48094	236	122032
Pakistan Museum of Natural History	26	8554	40	5715	8	38782
Lok Virsa Heritage Museum	210	20220	140	16082	57	32001
Pakistan Monument Museum	176	38738	124	26162	76	51074
Pakistan Railway Heritage Museum	35	235	75	135	95	175
PUNJAB	551	50320	374	44163	444	178326
Lahore Museum Lahore	220	17021	166	17465	114	21662
Allama Iqbal Library & Museum, Sialkot.	2	500	3	370	2	640
Museum, Taxila, Rawalpindi	120	2700	90	3000	227	73631
Museum, Harappa, Sahiwal.	12	5172	2	4506	4	15820
Allama Iqbal Museum, Javid Manzil, Lahore	8	1823	4	1245	6	1514
PMDC Khewara Mines Museum, Chakwal	189	23104	109	17577	91	65059
SINDH	88	6065	79	4766	52	14008
National Museum of Pakistan, Karachi	12	1954	11	1673	7	1473
Sindh Provincial Museum, Hyderabad.	*	*	*	*	*	*
Museum, Banbhore, Thatta.	2	469	-	312	3	1013
Museum, Moenjodaro, Larkana.	18	2608	16	1392	2	9418
Museum Umerkot, Tharparkar.	3	404	-	885	-	1785
Quid-e-Azam Birth Place, Karachi.	1	46	-	30	-	19
Quid-e-Azam House Museum, Karachi.	52	584	52	474	40	300
KHYBER PAKHTUNKHWA	20	1669	3	2184	11	3846
Peshawar Museum, Peshawar.	18	1029	3	990	9	2244
Museum Saidu Sharif, Swat.	2	424	-	648	2	998
Dir Museum, Chakdara	-	216	-	546	-	604
BALUCHISTAN	-	169	-	72	-	28
Museum Balochistan, Quetta.	-	169	-	72	-	28

Source:-Department of Archaeology and Museum,
Government of Pakistan & Provincial Government

9.4 Visitors at Heritage Site in Pakistan

Area/ attraction	May,2015		June,2015		July,2015	
	Foreigner	National	Foreigner	National	Foreigner	National
PAKISTAN	421	65602	216	38630	503	275213
PUNJAB	263	49430	150	29578	439	221498
Jahangir's Tomb, Lahore	20	5000	5	2500	13	17345
Shalimar Garden, Lahore	31	24943	21	12400	29	39065
Royal Fort (Shahi Qila), Lahore	70	5115	28	3172	162	65115
Hiran Minar & Tank, Sheikhpura	10	6500	4	4000	4	10522
Harappa, Sahiwal	12	5172	2	4506	4	15820
Taxila, Rawalpindi	120	2700	90	3000	227	73631
SINDH	63	5531	16	3074	7	12683
Banbhore , Thatta.	2	469	-	312	3	1013
Makli Hill Monument, Thatta	40	2050	-	485	2	467
Moenjodaro, Larkana.	18	2608	16	1392	2	9418
Umerkot Fort, Tharparkar.	3	404	-	885	-	1785
KHYBER PAKHTUNKHWA.	95	10641	50	5978	57	41032
Remains of Takht-i-Bhai, Mardan	8	10400	-	5100	5	40700
Butkara Site Museum, Saidu Sharif, Swat	2	41	-	678	2	32
Julian Site, Haripur	85	200	50	200	50	300
BALUCHISTAN						

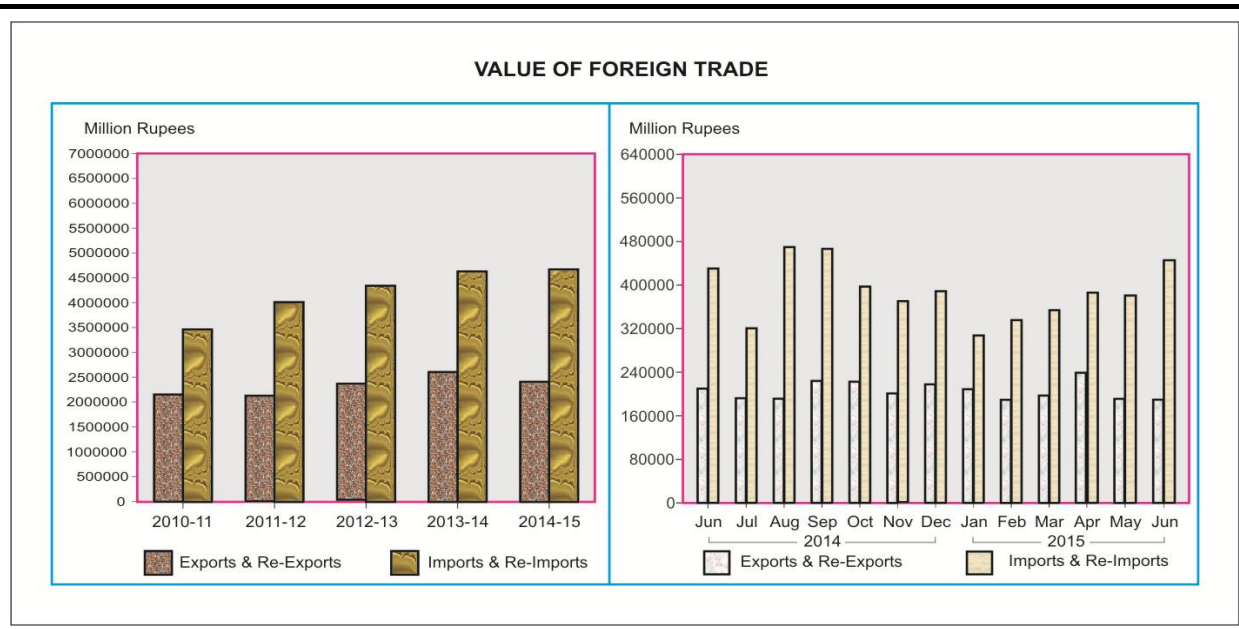
Source: Department of Archaeology and Museum.
Government of Pakistan & Provincial Government.

10. TRADE

10.1 Value of Foreign Trade

(Million Rupees)

Year / Month	Exports	Re-Exports	Imports	Re-Imports	Balance of Trade
2010-11	2,120,846.7	30,576.3	3,455,285.6	2,072.6	-1,305,935.2
2011-12	2,110,605.5	18,570.2	4,009,093.0	--	-1,883,049.0
2012-13	2,366,477.8	9,946.3	4,349,879.5	--	-1,973,455.4
2013-14	2,583,463.2	16,369.1	4,630,520.8	1,855.7	-2,032,544.2
2014-15	2,397,513.0	20,191.2	4,644,151.6	20,961.9	-2,247,409.3
2014 Jun	198,680.7	2,303.5	425,228.9	1,695.5	-225,940.2
Jul	189,756.5	2,293.2	319,670.1	1,827.6	-129,448.0
Aug	190,351.2	1,903.5	469,537.5	1,999.0	-279,281.8
Sep	222,613.8	1,243.3	464,876.3	1,898.8	-242,918.0
Oct	200,455.8	1,746.2	435,657.9	1,808.0	-235,263.9
Nov	199,310.3	820.7	366,214.90	1,966.3	-168,050.2
Dec	216,620.3	1,318.0	386,514.6	1,857.8	-170,434.1
2015 Jan	207,163.2	1,697.7	306,222.9	1,547.5	-98,909.5
Feb	190,530.2	2,308.9	334,335.3	1,854.1	-143,350.3
Mar	196,002.1	1563.8	352412.9	1387.4	-156,234.4
Apr	202,250.6	1722.6	385075.9	1573.0	-182,675.7
May	189,389.8	1922.6	379073.8	1761.7	-189,523.1
Jun	184,069.2	1650.8	444559.6	1480.5	-260,320.1

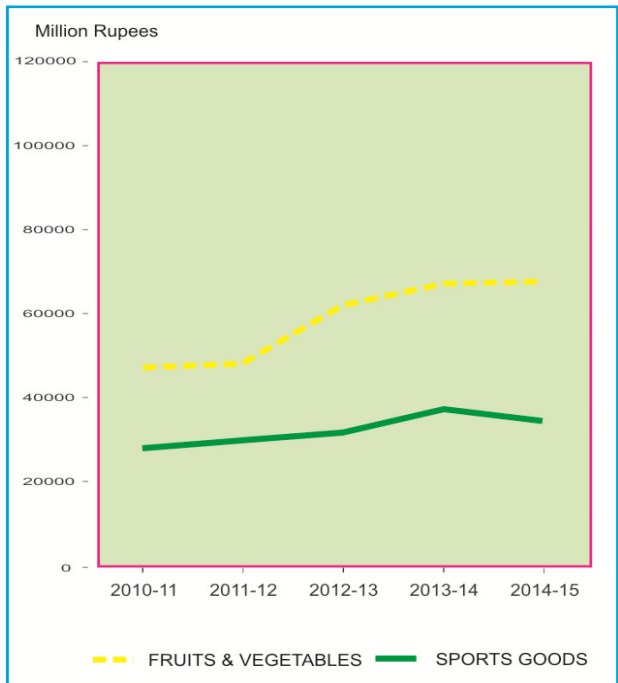
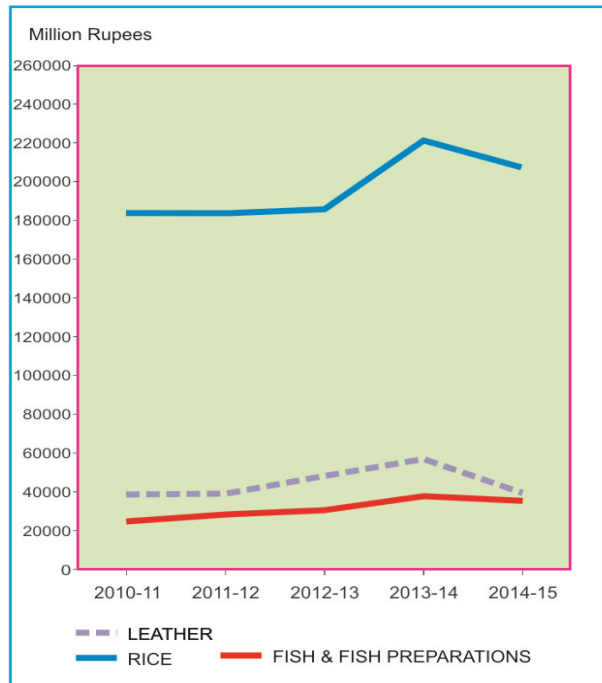
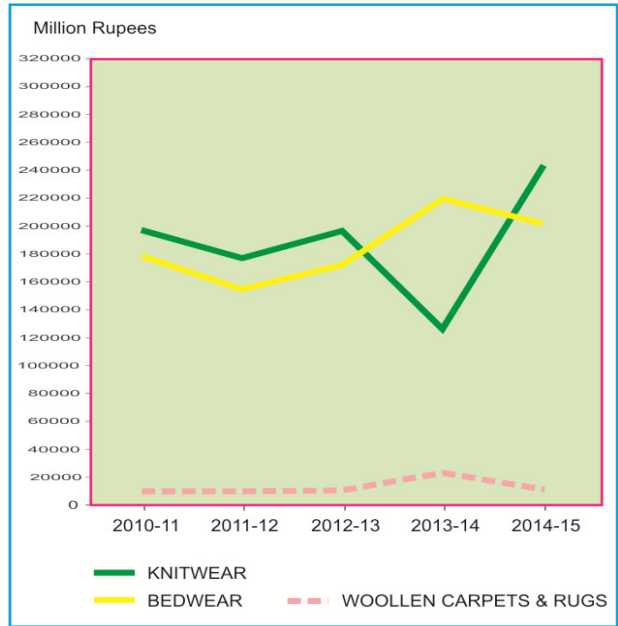
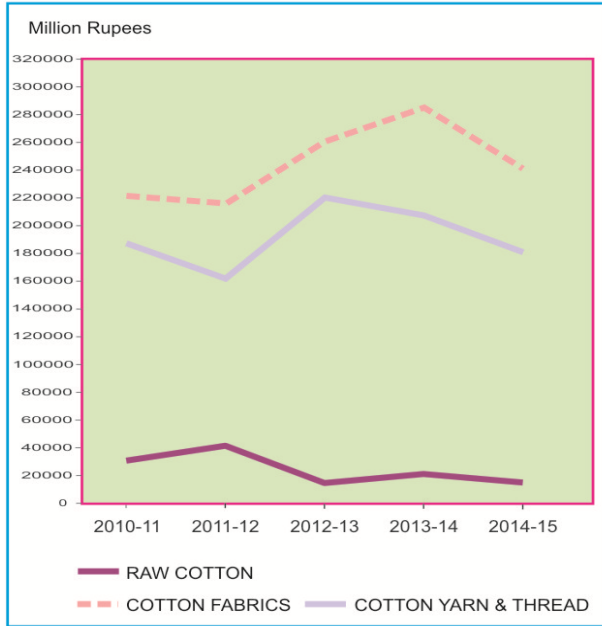


10.2 Exports by Commodity/Group

(Million Rupees)

Year/ Month	Raw Cotton	Cotton Fabrics	Cotton Yarn and Thread	Knitwear	Bedwear	Woollen Carpets & Rugs	Leather	Rice	Fish & Fish Prepara- tions	Fruits & Vege- tables	Sports goods
2010-11	31,168.4	224,257.0	188,271.8	197,144.5	178,596.0	11,034.4	39,744.3	184,674.6	25,313.9	47,895.6	28,208.4
2011-12	41,392.6	218,159.8	163,403.5	176,652.4	155,108.3	10,113.5	39,841.2	184,405.0	28,597.6	48,321.8	30,241.0
2012-13	14,888.1	260,237.5	219,017.0	197,434.3	172,724.2	11,484.6	48,455.7	186,623.1	30,759.1	62,126.8	32,375.2
2013-14	21,352.5	285,130.2	207,199.9	235,564.7	219,961.7	12,616.2	56,496.4	222,906.7	37,917.6	66,703.9	37,259.6
2014-15	14,932.7	248,430.9	188,615.4	243,718.7	213,017.9	11,772.5	49,582.8	206,266.3	35,429.4	67,864.3	34,293.6
2014 Jun	135.7	19,462.9	13,335.5	20,095.7	17,627.5	739.2	5,102.2	14,747.0	3,247.0	2,668.0	3,495.5
Jul	329.6	20,936.9	13,344.6	23,137.3	19,620.5	962.0	3,845.4	12,368.3	2,091.6	2,903.3	3,440.3
Aug	1,615.0	19,224.8	16,201.8	17,462.7	15,357.5	704.7	3,762.2	10,462.1	1,976.3	3,268.4	2,383.9
Sep	3,117.6	23,207.9	17,870.6	22,584.1	20,639.1	860.7	4,785.7	13,596.0	3,865.8	3,132.6	2,853.2
Oct	2,555.1	20,973.9	17,561.8	21,445.4	18,430.1	999.1	3,999.2	15,892.3	3,531.9	3,145.8	1,994.7
Nov	2,356.3	19,434.6	18,725.7	19,040.1	17,521.5	1,354.6	4,150.3	22,515.7	3,591.2	4,047.4	2,156.6
Dec	1,585.7	21,282.7	17,378.4	21,313.2	16,949.6	1,734.0	4,642.8	24,020.2	3,157.0	9,362.0	2,902.4
2015 Jan	1,905.8	20,796.4	17,098.6	20,459.6	18,280.6	1,024.3	4,365.0	20,600.6	2,823.3	10,718.4	2,774.1
Feb	681.9	22,347.3	17,411.4	18,327.4	16,273.6	563.1	3,345.5	17,560.0	1,947.2	9,916.9	2,848.8
Mar	274.3	21,520.2	13,636.1	16,936.9	15,740.5	963.6	4,230.9	21,882.1	2,702.9	7,731.1	2,940.7
Apr	270.7	21,406.3	12,902.6	18,712.2	18,300.0	960.9	4,200.6	18,308.2	3,395.9	5,966.2	3,809.5
May	159.4	19,388.8	14,022.0	22,392.5	17,992.5	919.5	4,474.7	15,516.7	3,852.1	3,970.1	3,142.9
Jun	81.5	17,911.1	12,461.8	21,907.5	17,912.5	725.8	3,780.3	13,544.3	2,494.3	3,702.2	3,046.5

EXPORTS BY COMMODITY/GROUP

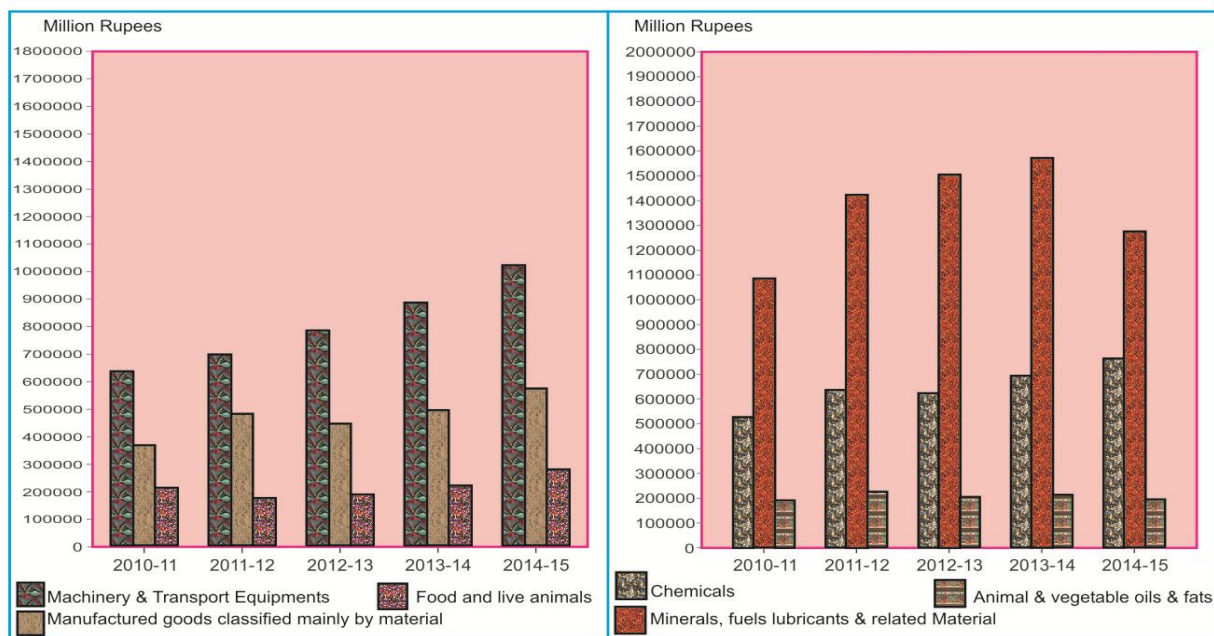


10.3 Imports by Commodity/Group

(Million Rupees)

Year/Month	Machinery and Transport equipment	Manufactured goods classified mainly by material	Food and Live animals	Chemicals	Mineral Fuels, Lubricants and related materials	Animal or Vegetable oils & fats
2010-11	639,389.0	369,322.2	214,132.4	528,988.9	1,084,764.7	190,133.7
2011-12	699,993.9	482,498.6	179,555.6	637,823.7	1,420,173.6	228,731.4
2012-13	783,966.3	444,919.9	190,555.4	621,466.0	1,504,034.0	205,311.0
2013-14	886,479.3	496,850.9	221,052.9	691,397.7	1,570,968.0	213,427.6
2014-15	1,019,546.8	571,607.2	280,008.3	761,241.6	1,274,835.8	193,222.0
2014 Jun	84,048.6	45,276.6	21,065.8	58,056.7	148,501.6	27,051.9
Jul	64,019.1	41,103.5	21,926.6	53,074.5	94,054.8	13,988.1
Aug	89,770.0	47,987.5	21,194.0	69,577.2	164,361.5	18,946.4
Sep	84,001.0	52,860.9	32,409.1	64,611.4	151,853.8	20,450.8
Oct	93,907.2	46,191.5	33,891.0	72,678.8	131,710.2	17,323.8
Nov	75,153.8	45,485.3	24,174.4	59,429.4	102,987.1	16,598.9
Dec	89,189.9	49,005.4	22,955.5	70,029.1	89,607.7	16,460.9
2015 Jan	76,282.9	45,445.9	20,431.4	48,730.7	62,162.6	12,815.7
Feb	83,370.8	43,542.6	20,085.0	61,756.5	74,516.8	13,836.8
Mar	85,025.8	43,610.4	19,864.3	62,032.5	81,860.3	14,289.9
Apr	88,780.4	50,191.1	19,541.7	66,645.1	105,102.4	12,562.8
May	83,296.8	50,764.7	21,674.2	67,244.4	94,332.1	15,812.3
Jun	106,780.7	55,418.4	21,861.4	65,422.0	122,286.5	20,135.6

IMPORTS BY COMMODITY / GROUP



10.4 Exports by Selected Commodities in Dollars

(In Thousand Dollar)

GROUPS/COMMODITIES	UNIT	JUNE, 2015		CUML, FROM JUL, 2014		JUNE, 2014		CUML, FROM JUL., 2013	
		QUANTITY	VALUE	QUANTITY	VALUE	QUANTITY	VALUE	QUANTITY	VALUE
GRAND TOTAL			1808634		23667294		2017720		25109639
A.PRIMARY COMMODITIES			279782		4149144		315203		4083733
01.RICE	MT	255455	133084	3861406	2035253	225004	149764	3717217	2163126
(I) RICE BASMATI	MT	43297	45699	523450	601268	53868	67167	667523	769991
(II) RICE OTHER VARIETIES	MT	212158	87385	3337956	1433985	171136	82597	3049694	1393135
02.FISH AND FISH PREPARATIONS	KG	9603965	24509	137381085	349235	14046113	32975	150497639	369458
03.FRUIT & VEGETABLES INCL.JUICES	KG	70001292	44648	1484299488	708710	54571996	31412	1394454564	684513
(I) FRUITS	KG	15795079	22017	682101682	438501	29366792	19291	784377864	435293
(II) VEGETABLES	KG	40706914	14360	750971708	231728	21814152	7804	568079128	209092
(III) FRUIT & VEGETABLE JUICES	KG	13499299	8271	51226098	38481	3391052	4317	41997572	40128
04.WHEAT	MT			8286	2868			20037	7008
05.WHEAT FLOUR	MT	94448	30003	841732	302119	28883	15008	424950	175318
06.SPICES(INCL. CHILLIES)	KG	1552369	6376	18728999	66216	1556757	5075	17545243	56901
07.OIL SEEDS, NUTS AND KERNALS	KG	686865	1057	37698162	64208	1059685	2254	60080756	81749
08.LEGUMINOUS VEGETABLE	KG	51000	26	53230	28			3227075	2820
09.FLOWERS	KG	20400	49	437879	1090	28306	76	345140	998
10.RAW HIDES AND SKINS	KG			190159	517			242984	727
11.RAW WOOL AND ANIMAL HAIR	KG	595046	1132	7284668	10408	1076722	1407	12361434	15866
(I) RAW WOOL	KG	439080	949	2797100	4458	310314	475	5846022	7858
(II) ANIMAL HAIR	KG	155966	183	4487568	5950	766408	932	6515412	8007
12.CRUDE ANIMAL MATERIAL	KG	1680924	2213	18237766	34794	815839	3026	14525647	52469
13.CRUDE FERTILIZER	MT	2914	331	27708	2507	1669	147	13256	1439
14.MOLASSES	KG	6600000	753	83228808	10050	1700		197342331	24253
15.RAW COTTON	MT	690	801	94074	147060	719	1379	114671	205136
16.COTTON WASTE	MT	4136	4855	44390	51050	4467	5412	69243	79122
17.PETROLEUM CRUDE	MT	51914	20312	474088	277616	67028	57546	67028	57546
18.MARBLES AND STONES	MT	47003	6912	454697	68643	53803	6937	608059	82532
19.TOBACCO	KG	845346	2722	4273663	14284	673748	2784	6657595	22610
(I) UN-MANUFACTURED	KG	837360	2682	4079629	13451	654200	2704	6407295	21731
(II) MANUFACTURED EXCL.CIGARETTE	KG	7986	40	194034	833	19548	80	250300	879
20.COKE	MT			20000	2489			949	141
B.TEXTILES MANUFACTURES			1043948		12964593		1074295		13147532
01.COTTON YARN	KG	39699230	120918	642051549	1849389	45756550	135255	663895412	1997338
02.COTTON CLOTH	SQM	1.54E+08	175992	2074176608	2452632	171423057	197657	2520516292	2769986
03.ARTICLES OF APPAREL & CLOTHING ACCESSORIES (EXCL. KNITWEARS)	DOZ	2789428	193900	30899256	2095089	2901004	185338	28955235	1909323
04.ART SILK AND SYNTHETIC TEXTILES	SQM	20438621	25042	267400333	330584	28402852	34603	331926417	384964
05.COTTON THREAD	KG	323622	1529	2729410	12259	37045	176	3469877	15123
06.TEXTILE FABRICS WOVEN(OTHER THAN COTTON & ARTIFICIAL FABRICS)	--		333		3726		145		3698
07.TULE, LACE, EMBROIDERY ETC	--		854		12515		1046		15567
08.COTTON BAGS/SACKS	MT	459	762	6676	13138	654	1258	6392	11677
09.TENTS & OTHER CANVAS GOODS	KG	3199048	9651	45036578	126575	2140596	5912	28540610	77759
10.BED WEAR	KG	27913136	176006	324551489	2103071	25559396	179018	316734999	2137744
11.TOWELS	KG	12560018	60056	172155518	797155	12535869	64547	166567286	767461
12.TEXTILE MADE UPS (EXCL. TOWELS & BED WEAR)	--		55316		654926		55766		659929
13.KNITWEARS	DOZ	8050820	215259	103850529	2406488	9982721	204084	108135173	2293668
14.WASTE MATERIAL OF TEXTILE FIBRES/FABRICS	KG	2260431	1864	35818748	28042	3026817	2054	35381300	24451
15.YARN OTHER THAN COTTON YARN	KG	833722	2514	14135033	42828	1254218	4131	13064553	43873
16.KINTTED OR CROCHATED FABRICS	SQM	1175880	3953	9438229	36177	762246	3306	11065227	34974
C.OTHER MANUFACTURES			303904		4033828		389700		5214981
01.CIGARETTES	THNO	1220	26	31025	681	2795	57	83962	1594
02.LEATHER	SQM	1819972	37144	22273455	489411	2846477	51816	29348744	551413

Contd.

10.4 Exports by Selected Commodities in Dollars

(In Thousand Dollar)

GROUPS/COMMODITIES	UNIT	JUNE, 2015		CUML, FROM JUL, 2014		JUNE, 2014		CUML, FROM JUL., 2013	
		QUANTITY	VALUE	QUANTITY	VALUE	QUANTITY	VALUE	QUANTITY	VALUE
03.CARPETS,RUGS AND TAPESTRIES ETC	SQM	206990	7495	2493375	119463	159236	7651	3212126	125251
(I) WOOLLEN CARPETS AND RUGS	SQM	143975	7131	2203659	116244	140980	7507	2830812	122159
(II) WOOLLEN CARPET MACHINE MADE	SQM	120	3	2930	91	96	2	2706	65
(III) TAPESTRY CLOTH	SQM	67	1	380	5			18	
(IV) CARPETS KNOTTED & OTHER	SQM	62828	360	286406	3124	18160	142	378590	3027
FLOOR COVERING									
04.PETROLEUM PRODUCTS	MT	9209	6635	341433	308023	36132	36028	769830	663828
05.FEEDING STUFF FOR ANIMALS	KG	24105796	5105	322130776	65313	41397912	9227	493909518	134269
06.CHEMICALS AND PHARMACEUTICAL PRODUCTS	--		82820		980914		88946		1171483
(I) PLASTIC MATERIALS	KG	18143718	21486	225455795	264237	11324732	16621	251310969	350626
(II) PHARMACAUTICAL PRODUCTS.	KG	761678	17451	14444593	211839	896244	14021	15182462	175733
(III) FERTILIZER MANUFACTURES	MT								
(IV) OTHER CHEMICAL	--		43883		504838		58304		645124
07.RUBBER MANUFACTURES	--		1445		11980		863		10056
08.PAPER AND PAPER BOARD	KG	34481	80	12376924	36980	1784269	5149	17050471	45346
09.GUAR AND GUAR PRODUCTS	KG	1723485	3405	25462500	57232	2275597	5190	24406869	68394
10.CUTLERY	--		6915		85470		8273		88275
11.GOLD	GM								
12.COPPER AND ARTICLES THEREOF	--		8924		132302		7675		148771
13.MACHINERY & TRANSPORT EQUIPMENT (INCL.ENGINEERING ELECTRICAL GOODS)	--		19192		224154		33630		326664
(I) ELECTRIC FANS	NO	175331	3793	1519517	31456	248883	5137	2041662	39215
(II) TRANSPORT EQUIPMENT	--		554		11140		1425		13123
(III) OTHER ELECTRICAL MACHINERY	--		5549		61705		12149		87896
(IV) MACHINERY SPECIALIZED	--		2541		31430		2520		33919
PARTICULARS INDUSTRIES									
(V) AUTO PARTS	--		2240		20321		2070		23944
(VI) OTHER MACHINERY	--		4515		68102		10329		128567
14.FOOTWEARS	PAIR	808207	10940	13025128	131546	1781767	11583	16082493	119124
(I) LEATHER FOOTWEAR	PAIR	608403	9248	6920557	109761	672713	9219	7398051	98803
(II) CANVAS FOOTWEAR	PAIR			158879	704	13119	46	80127	294
(III) OTHER FOOTWEAR	PAIR	199804	1692	5945692	21081	1095935	2318	8604315	20028
15.LEATHER MANUFACTURES(EXCL. LEATHER FOOTWEARS)	--		47167		596639		52030		625114
(I) LEATHER GLOVES	DOZ	483373	15698	7095416	216913	502053	17741	7949037	202548
(II) APPAREL & CLOTHING	DOZ	85407	30396	965038	365738	117337	33075	1392732	406254
(III) OTHER LEATHER MANUFACTURES	KG	77110	1074	1069243	13988	94318	1214	1366018	16312
16.HOUSE-HOLD EQUIPMENT	KG	357154	738	4524744	9685	327801	603	2745530	6229
17.SPORTS GOODS	--		29934		338776		35499		364250
(I) FOOT BALLS COMPLETE	DOZ	231947	13775	3185183	166926	393697	18339	4207371	193968
(II) GLOVES (SPORTS)	DOZ	286841	9375	3011694	103576	314371	10763	3186407	103435
(III) OTHER	--		6784		68274		6398		66847
18.SURGICAL GOODS,MEDICAL INSTRUMENTS AND APPLIANCES	NO	21141856	26273	230047241	341157	21240554	27503	252242448	337764
19.ONYX MANUFACTURED	KG	189489	467	2972106	6678	197397	405	3942492	8922
20.HANDICRAFTS	--		4		3880				708
21.TEXTILE PRODUCT & ARTICLE FOR TECHNICAL USE	KG	26061	139	221543	1323	50445	195	365515	1851
22.BOOKS AND PRINTED MATTERS	--		633		7764		807		7589
23.PIG IRON	MT			92	75	268	251	4357	3881
24.PRECIOUS/SEMI-PRECIOUS STONE	GM	358797	360	13848595	7846	989655	693	11404014	6683
25.JEWELLERY	--		462		6594		318		323711
26.ARTICLES OF PLASTIC	KG	2394676	7054	25223597	61233	2154804	4594	26589667	65351
27.FURNITURE	NO	12066	530	392876	7714	36461	700	400051	7331
28.PARTS OF FOOTWEAR	--		17		994		14		1128
D.OTHERS	--		181000		2519728		238523		2663392

10.5 Exports by Selected Commodities in Rupees

(In Thousand Rupees)

GROUPS/COMMODITIES	UNIT	JUNE, 2015		CUML, FROM JUL, 2014		JUNE, 2014		CUML, FROM JUL., 2013	
		QUANTITY	VALUE	QUANTITY	VALUE	QUANTITY	VALUE	QUANTITY	VALUE
GRAND TOTAL			184069171		2397512960		198680691		2583463177
A.PRIMARY COMMODITIES			28474143		420529530		31037378		420869224
01.RICE	MT	255455	13544268	3861406	206266348	225004	14746962	3717217	222906697
(I) RICE BASMATI	MT	43297	4650898	523450	60958146	53868	6613835	667523	78844255
(II) RICE OTHER VARIETIES	MT	212158	8893370	3337956	145308202	171136	8133128	3049694	144062442
02.FISH AND FISH PREPARATIONS	KG	9603965	2494305	137381085	35429356	14046113	3247028	150497639	37917582
03.FRUIT & VEGETABLES INCL.JUICES	KG	70001292	4543917	1484299488	71767343	54571996	3093062	1394454564	70814555
(I) FRUITS	KG	15795079	2240771	682101682	44374647	29366792	1899540	784377864	45195986
(II) VEGETABLES	KG	40706914	1461403	750971708	23489661	21814152	768457	568079128	21507897
(III) FRUIT & VEGETABLE JUICES	KG	13499299	841743	51226098	3903036	3391052	425064	41997572	4110672
04.WHEAT	MT			8286	291334			20037	731940
05.WHEAT FLOUR	MT	94448	3053458	841732	30634474	28883	1477817	424950	18020098
06.SPICES(INCL. CHILLIES)	KG	1552369	648916	18728999	6712527	1556757	499705	17545243	5824294
07.OIL SEEDS, NUTS AND KERNELS	KG	686865	107612	37698162	6507839	1059685	221948	60080756	8558862
08.LEGUMINOUS VEGETABLE	KG	51000	2642	53230	2883			3227075	291726
09.FLOWERS	KG	20400	4981	437879	110355	28306	7500	345140	100084
10.RAW HIDES AND SKINS	KG			190159	52588			242984	77171
11.RAW WOOL AND ANIMAL HAIR	KG	595046	115230	7284668	1053113	1076722	138518	12361434	1626801
(I) RAW WOOL	KG	439080	96574	2797100	452493	310314	46726	5846022	809164
(II) ANIMAL HAIR	KG	155966	18656	4487568	600620	766408	91791	6515412	817637
12.CRUDE ANIMAL MATERIAL	KG	1680924	225245	18237766	3520577	815839	297987	14525647	5414042
13.CRUDE FERTILIZER	MT	2914	33654	27708	254077	1669	14523	13256	147288
14.MOLASSES	KG	6600000	76632	83228808	1010347	1700	20	197342331	2510421
15.RAW COTTON	MT	690	81505	94074	14932714	719	135740	114671	21352535
16.COTTON WASTE	MT	4136	494104	44390	5167530	4467	532861	69243	8124114
17.PETROLEUM CRUDE	MT	51914	2067235	474088	28163147	67028	5666470	67028	5666470
18.MARBLES AND STONES	MT	47003	703409	454697	6952530	53803	683101	608059	8488629
19.TOBACCO	KG	845346	277030	4273663	1448170	673748	274136	6657595	2280937
(I) UN-MANUFACTURED	KG	837360	272993	4079629	1363691	654200	266243	6407295	2189977
(II) MANUFACTURED EXCL.CIGARETTE	KG	7986	4036	194034	84479	19548	7894	250300	90961
20.COKE	MT			20000	252280			949	14978
B.TEXTILES MANUFACTURES			106245213		1313281713		105783545		1351998522
01.COTTON YARN	KG	39699230	12306092	642051549	187375684	45756550	13318249	663895412	205659803
02.COTTON CLOTH	SQM	154202589	17911118	2074176608	248430930	171423057	19462880	2520516292	285130182
03.ARTICLES OF APPAREL & CLOTHING ACCESSORIES (EXCL. KNITWEARS)	DOZ	2789428	19733649	30899256	212210387	2901004	18249840	28955235	196197816
04.ART SILK AND SYNTHETIC TEXTILES	SQM	20438621	2548623	267400333	33484548	28402852	3407323	331926417	39507903
05.COTTON THREAD	KG	323622	155657	2729410	1239711	37045	17292	3469877	1540090
06.TEXTILE FABRICS WOVEN(OTHER THAN COTTON & ARTIFICIAL FABRICS)	--		33864		378263		14231		378646
07.TULE, LACE, EMBROIDERY ETC	--		86904		1267913		102971		1603746
08.COTTON BAGS/SACKS	MT	459	77507	6676	1329046	654	123895	6392	1201536
09.TENTS & OTHER CANVAS GOODS	KG	3199048	982182	45036578	12835288	2140596	582109	28540610	8008124
10.BED WEAR	KG	27913136	17912547	324551489	213017946	25559396	17627540	316734999	219961743
11.TOWELS	KG	12560018	6112074	172155518	80777844	12535869	6355825	166567286	78889233
12.TEXTILE MADE UPS (EXCL. TOWELS & BED WEAR)	--		5629602		66359031		5491144		67784793
13.KNITWEARS	DOZ	8050820	21907466	103850529	243718749	9982721	20095725	108135173	235564678
14.WASTE MATERIAL OF TEXTILE FIBRES/FABRICS	KG	2260431	189738	35818748	2840936	3026817	202208	35381300	2511896
15.YARN OTHER THAN COTTON YARN	KG	833722	255875	14135033	4343054	1254218	406798	13064553	4483077
16.KINTTED OR CROCHATED FABRICS	SQM	1175880	402315	9438229	3672382	762246	325514	11065227	3575257
C.OTHER MANUFACTURES			30929018		408445437		38372895		536807576
01.CIGARETTES	THNO	1220	2696	31025	69190	2795	5574	83962	166076
02.LEATHER	SQM	1819972	3780287	22273455	49582798	2846477	5102245	29348744	56496406

Contd.

10.5 Exports by Selected Commodities in Rupees

(In Thousand Rupees)

GROUPS/COMMODITIES	UNIT	JUNE, 2015		CUMUL, FROM JUL, 2014		JUNE, 2014		CUMUL, FROM JUL., 2013	
		QUANTITY	VALUE	QUANTITY	VALUE	QUANTITY	VALUE	QUANTITY	VALUE
03.CARPETS,RUGS AND TAPESTRIES ETC	SQM	206990	762774	2493375	12098388	159236	753332	3212126	12934737
(I) WOOLLEN CARPETS AND RUGS	SQM	143975	725780	2203659	11772492	140980	739171	2830812	12616152
(II) WOOLLEN CARPET MACHINE MADE	SQM	120	287	2930	9105	96	224	2706	6811
(III) TAPESTRY CLOTH	SQM	67	91	380	491			18	22
(IV) CARPETS KNOTTED & OTHER FLOOR COVERING	SQM	62828	36615	286406	316300	18160	13937	378590	311752
04.PETROLEUM PRODUCTS	MT	9209	675240	341433	31142363	36132	3547600	769830	68636115
05.FEEDING STUFF FOR ANIMALS	KG	24105796	519565	322130776	6614429	41397912	908583	493909518	13747681
06.CHEMICALS AND PHARMACEUTICAL PRODUCTS	--		8428744		99338583		8758324		120391345
(I) PLASTIC MATERIALS	KG	18143718	2186638	225455795	26779724	11324732	1636654	251310969	36133127
(II) PHARMACAUTICAL PRODUCTS.	KG	761678	1776011	14444593	21462382	896244	1380589	15182462	18053409
(III) FERTILIZER MANUFACTURES	MT								
(IV) OTHER CHEMICAL	--		4466095		51096476		5741082		66204810
07.RUBBER MANUFACTURES	--		147039		1215207		84992		1034875
08.PAPER AND PAPER BOARD	KG	34481	8126	12376924	3743578	1784269	507013	17050471	4648565
09.GUAR AND GUAR PRODUCTS	KG	1723485	346547	25462500	5791115	2275597	511054	24406869	7007578
10.CUTLERY	--		703804		8657892		814639		9070318
11.GOLD	GM								
12.COPPER AND ARTICLES THEREOF	--		908196		13395981		755725		15495944
13.MACHINERY & TRANSPORT EQUIPMENT (INCL.ENGINEERING ELECTRICAL GOODS)	--		1953169		22673636		3311503		33486759
(I) ELECTRIC FANS	NO	175331	385997	1519517	3182526	248883	505868	2041662	3971821
(II) TRANSPORT EQUIPMENT	--		56403		1127460		140271		1345171
(III) OTHER ELECTRICAL MACHINERY	--		564685		6227800		1196315		8963747
(IV) MACHINERY SPECIALIZED	--		258606		3181248		248179		3487307
PARTICULARS INDUSTRIES									
(V) AUTO PARTS	--		227938		2062685		203819		2459699
(VI) OTHER MACHINERY	--		459540		6891917		1017051		13259013
14.FOOTWEARS	PAIR	808207	1113397	13025128	13304420	1781767	1140517	16082493	12208294
(I) LEATHER FOOTWEAR	PAIR	608403	941190	6920557	11094768	672713	907781	7398051	10129889
(II) CANVAS FOOTWEAR	PAIR			158879	71364	13119	4493	80127	29512
(III) OTHER FOOTWEAR	PAIR	199804	172207	5945692	2138288	1095935	228243	8604315	2048893
15.LEATHER MANUFACTURES(EXCL. LEATHER FOOTWEARS)	--		4800311		60429388		5123244		64367522
(I) LEATHER GLOVES	DOZ	483373	1597577	7095416	21987911	502053	1746911	7949037	20816676
(II) APPAREL & CLOTHING	DOZ	85407	3093479	965038	37025154	117337	3256796	1392732	41878391
(III) OTHER LEATHER MANUFACTURES	KG	77110	109255	1069243	1416322	94318	119537	1366018	1672455
16.HOUSE-HOLD EQUIPMENT	KG	357154	75060	4524744	980506	327801	59423	2745530	642626
17.SPORTS GOODS	--		3046482		34293618		3495546		37259567
(I) FOOT BALLS COMPLETE	DOZ	231947	1401878	3185183	16898956	393697	1805754	4207371	19836789
(II) GLOVES (SPORTS)	DOZ	286841	954131	3011694	10478540	314371	1059783	3186407	10590630
(III) OTHER	--		690473		6916123		630009		6832149
18.SURGICAL GOODS,MEDICAL INSTRUMENTS AND APPLIANCES	NO	21141856	2673820	230047241	34575460	21240554	2708204	252242448	34725944
19.ONYX MANUFACTURED	KG	189489	47539	2972106	675125	197397	39922	3942492	911921
20.HANDICRAFTS	--		422		389416		4		74011
21.TEXTILE PRODUCT & ARTICLE FOR TECHNICAL USE	KG	26061	14103	221543	133892	50445	19159	365515	190902
22.BOOKS AND PRINTED MATTERS	--		64410		787471		79422		776473
23.PIG IRON	MT			92	7591	268	24715	4357	400688
24.PRECIOUS/SEMI-PRECIOUS STONE	GM	358797	36652	13848595	795005	989655	68210	11404014	681659
25.JEWELLERY	--		47053		667885		31336		33844042
26.ARTICLES OF PLASTIC	KG	2394676	717916	25223597	6200909	2154804	452333	26589667	6737083
27.FURNITURE	NO	12066	53904	392876	781248	36461	68923	400051	754432
28.PARTS OF FOOTWEAR	--		1762		100344		1352		116013
D.OTHERS	--		18420796		255256279		23486874		273787855

10.6 Imports by Selected Commodities in Dollars

(In Thousand Dollar)

GROUPS/COMMODITIES	UNIT	JUNE, 2015		CUML, FROM JUL, 2014		JUNE, 2014		CUML, FROM JUL, 2013	
		QUANTITY	VALUE	QUANTITY	VALUE	QUANTITY	VALUE	QUANTITY	VALUE
GRAND TOTAL			4368170		45826129		4318451		45073006
A. FOOD GROUP			316047		3301089		369301		3106460
1.MILK AND CREAM	KG	8959071	24550	80433063	211062	3282774	11051	48984580	108548
2.WHEAT UNMILLED	MT	54	16	686650	185451 --	--		377441	107249
3.PULSES	KG	68763681	42806	655420149	409099	60791224	38489	499251414	308255
4.DRY FRUITS	KG	10091043	11857	153722380	117390	11479378	8796	130318999	102547
5.SUGAR REFINED	MT	557	301	10056	6226	1021	580	9824	6152
6.TEA	KG	9280747	25614	150537703	340818	12716863	27987	133145421	300082
7.SPICES	KG	11695090	11444	131796182	109123	11509268	11237	111561897	92509
8.MILK FOOD FOR BABIES,INFT.,INVLD	KG	833778	6123	9840093	78621	546637	3878	7340149	54873
9.BEVERAGES	LTR	1167984	570	12765118	7681	796808	687	7828956	6935
10.PALM OIL	KG	278197394	182339	2396730431	1779305	261228360	230872	2.265E+09	1902159
11.SOYABEAN OIL	KG	7410000	10428	52513251	56313	36859013	35724	118093095	117150
B. MACHINERY GROUP			1049209		10059521		853650		8628590
1.POWER GENERATING MACH.	--		177214		1375277		102915		1081114
2.AGRICULTURE MACHINERY&IMPLEMENTS	--		8329		104361		8273		71718
3.CONSTRUCTION & MINING MACHINERY	--		18066		269798		14222		260852
4.TEXTILE MACHINERY	--		37993		449481		48977		599590
5.METAL WORKING MACHINERY	--		3931		72662		2235		58529
6.GEN INDUSTRIAL MACH & EQU/PARTS NS	--		153696		1750761		111986		1312152
7.OFFICE MACH.INCL.DATA PROS. EQUIP.	--		34476		398158		22171		217425
8.TELECOM & SOUND RECORDING EQUIP	--		112040		1377130		199321		1345570
9.ELECTRICAL MACHINERY & APPARATUS	--		144478		1205496		98221		1116514
10.ROAD MOTOR VEHICLES	--		161987		1509591		122263		1174611
11.RAILWAY VEHICLES	--		3903		226474		20520		97544
12.AIRCRAFTS,SHIPS AND BOATS	--		137939		862575		63070		867833
13.OTHER MACHINERY	--		55157		457756		39477		425139
C. PETROLEUM GROUP			1149100		12028948		1446740		14928751
1.CRUDE PETROLEUM	MT	645864	447996	5697122	4196888	596995	547324	7009780	5775881
2.PETROLEUM PRODUCTS	MT	1127539	663533	11733089	7596923	1193790	897682	12045874	9084680
3.GAS NATURAL & MANUFACTURED	--		37571		235137		1734		68189
D. TEXTILE GROUP			137667		1464867		112696		1361551
1.SYNTHETIC AND REGENERATED FIBRE	KG	27586979	49711	287961530	530416	25368634	45909	219574314	441597
2.SYNTHETIC & ARTIFICIAL SILK YARN	KG	30204917	64189	319675737	681644	17553120	46866	239801308	619036
3.WORN CLOTHING	KG	38602298	10489	454151102	124306	29792559	10520	443699610	175016
4.ARTICLES OF APPAREL & CLOTHING	--		8298		79054		7698		76638
5.BAGS & SACKS OF TEX. MATERIALS	MT	660	872	5848	7269	421	786	6654	8014
6.JUTE	MT	6726	4107	74019	42179	1857	917	78139	41250
E. AGRICULTURE/OTH. CHEMICAL GROUP			642924		7511802		589600		6723541
1.ORGANIC CHEMICALS	--		185137		1847738		144491		1830768

Contd.

10.6 Imports by Selected Commodities in Dollars

(In Thousand Dollar)

GROUPS/COMMODITIES	UNIT	JUNE, 2015		CUML, FROM JUL, 2014		JUNE, 2014		CUML, FROM JUL, 2013	
		QUANTITY	VALUE	QUANTITY	VALUE	QUANTITY	VALUE	QUANTITY	VALUE
2.INORGANIC CHEMICALS	--		51375		511486		39000		423932
3.DYEING TANNING & COLOUR MATERIAL	KG	12450142	36645	134623895	397275	10454894	36384	115629377	376314
4.MEDICINAL PRODUCTS	KG	1530359	67282	22233496	947771	1495767	63042	21296986	791113
5.ESSENTIAL OIL, PERFUMES TOILT ETC	KG	9697262	28825	105928492	294218	6590983	21409	73031856	240598
6.FERTILIZER MANUFACTURED	MT	105519	48167	2027174	913716	124298	57191	1833243	699992
7.PLASTIC MATERIALS	KG	88901643	153244	1087992827	1800587	94939903	164944	948619738	1678597
8.INSECTICIDES	KG	1352829	9814	23157437	138757	2143682	11967	23545659	122987
9.OTHER.CHEMICAL PRODUCTS	--		62435		660254		51172		559240
F. METAL GROUP			349573		3563943		305259		2759537
1.IRON ORES AND CONCENTRATES	MT	30893	4402	197522	31526	17046	2294	98390	13594
2.IRON AND STEEL SCRAP	MT	346333	98987	3028057	1043072	219449	87127	2000735	756846
3.NON FERROUS BASE METAL WASTE & SRM	MT	15138	7962	130961	71764	10261	5771	92009	50955
4.IRON AND STEEL	MT	226162	177243	2458108	1821569	212570	163366	1976321	1427578
5.ALUMINIUM WROUGHT & WORKED	--		16872		148353		13745		129537
6.MANUFACTURES OF METAL NES	--		44107		447659		32956		381026
G. MISCELLANEOUS ITEMS			465098		4785630		382505		4199059
1.FEEDING STUFF FOR ANIMALS	KG	88660527	45688	1049910493	535190	90947061	54023	749246537	420432
2.HIDES,SKINS AND FURSKINS RAW	KG	722142	3040	14214832	57825	1445105	5552	19786884	68020
3.OIL SEEDS & OLEAGINOUS FRUITS	KG	148478180	104779	1332605527	826801	67430927	41157	588204296	380654
4.RUBBER CRUDE INCL.SYNTH/RECLAIMED	KG	7669232	13034	115811870	155858	9209473	12656	118992669	169081
5.WOOD & CORK	--		9889		98298		10194		76094
6.PULP AND WASTE PAPER	KG	23058242	13574	235037498	117782	17351022	9257	272532347	121349
7.FERTILIZER CRUDE	MT	19690	8192	93992	41236	30020	6514	149603	30542
8.CRUDE ANIMAL&VEGETABLE MATERIALS	KG	8792843	12258	94569003	135647	5988672	8513	81316470	114931
9.COAL, COKE & BRIQUETTES	MT	505776	52468	5078813	551309	622837	61382	3255454	355878
10.ANIMAL OILS AND FATS	KG	3692293	2584	33330283	24862	3668713	3010	24165486	20180
11.ANIMAL/VEG, FAT OIL WAX ETC NES	KG	850745	1070	16342358	20214	1079148	1244	21524633	17668
12.RUBBER TYRES & TUBES	NO	469789	34375	4587218	272626	372429	19438	4403599	203437
13.CORK/WOOD MFG.(EXCL FURNITURE)	KG	9527585	6415	114962455	63993	10544496	5262	99423084	51875
14.PAPER&PAPER BOARD & MANF. THEREOF	KG	45234297	47703	489207497	491144	45262346	42720	434996730	404774
15.CEMENT	MT	6704	1644	65494	17132	4453	1184	38705	9996
16.PREFABRICATED BUILDGS,SANITRY,PLG.	--		7995		93588		7423		68239
17.FOOTWEAR	PAIR	2001005	10206	18979928	87527	2076676	9180	16681345	71038
18.PROFESSIONAL,SCIENTFIC & CONTROL	--		44230		492028		37085		403710
19.PHOTO EQPT, OPTICAL GOODS N.E.S.	--		6266		65591		5603		58588
20.PRINTED MATTERS	--		4049		143090		5053		617936
21.ARTICLES N.E.S. OF PLASTICS	KG	2184936	10089	28582376	108390	3735213	12110	30854619	101509
22.BABY CARRIAGES, TOYS GAMES ETC.	--		8443		74492		6183		50840
23.OFFICE STATIONERY SUPPLY N.E.S	--		3230		34310		3313		27879
24.JEWELLERY OFGOLD/SILVERSMITH WEAR	--		2339		13348		1361		39153
25.MUSICAL INSTRUMENTS AND PARTS	--		8695		150786		10682		107509
26.ARTICLES & MFG. OF CAVING ETC.	--		553		89227		677		30615
27.GOLD.NON-MENETART NOT ORE/CONCEN	GM	51692	2292	574926	23336	39000	1730	4265370	177131
ALL OTHER ITEMS	--		258552		3110327		258700		3365519

10.7 Imports by Selected Commodities in Rupees

(In Thousand Rupees)

GROUPS/COMMODITIES	UNIT	JUNE, 2015		CUMUL, FROM JUL, 2014		JUNE, 2014		CUMUL, FROM JUL, 2013	
		QUANTITY	VALUE	QUANTITY	VALUE	QUANTITY	VALUE	QUANTITY	VALUE
GRAND TOTAL			444559595		4644151648		425228931		4630520793
A. FOOD GROUP			32164931		334675003		36364289		318817937
1.MILK AND CREAM	KG	8959071	2498481	80433063	21372540	3282774	1088188	48984580	11192445
2.WHEAT UNMILLED	MT	54	1607	686650	18975507	--	--	377441	11352007
3.PULSES	KG	68763681	4356473	655420149	41447691	60791224	3789936	499251414	31526242
4.DRY FRUITS	KG	10091043	1206723	153722380	11898506	11479378	866141	130318999	10515050
5.SUGAR REFINED	MT	557	30647	10056	631427	1021	57067	9824	635370
6.TEA	KG	9280747	2606755	150537703	34532462	12716863	2755807	133145421	30827162
7.SPICES	KG	11695090	1164680	131796182	11058206	11509268	1106477	111561897	9469935
8.MILK FOOD FOR BABIES,INFT.,INVLD	KG	833778	623184	9840093	7970562	546637	381875	7340149	5634758
9.BEVERAGES	LTR	1167984	58021	12765118	777913	796808	67651	7828956	709925
10.PALM OIL	KG	278197394	18557066	2396730431	180315989	261228360	22733438	2264748494	195230188
11.SOYABEAN OIL	KG	7410000	1061294	52513251	5694200	36859013	3517711	118093095	11724854
B. MACHINERY GROUP			106780665		1019578408		84057162		886490142
1.POWER GENERATING MACH.	--		18035504		139449999		10133825		111392634
2.AGRICULTURE MACHINERY&IMPLEMENTS	--		847624		10572871		814618		7367783
3.CONSTRUCTION & MINING MACHINERY	--		1838665		27263353		1400390		26437266
4.TEXTILE MACHINERY	--		3866657		45521396		4822652		61575824
5.METAL WORKING MACHINERY	--		400024		7361183		220106		6049290
6.GEN INDUSTRIAL MACH & EQU/PARTSNS	--		15642058		177511312		11027008		135118464
7.OFFICE MACH.INCL.DATA PROS. EQUIP.	--		3508670		40310548		2183176		22298302
8.TELECOM & SOUND RECORDING EQUIP	--		11402625		139419570		19626719		137986240
9.ELECTRICAL MACHINERY & APPARATUS	--		14703910		122183455		9671584		114784384
10.ROAD MOTOR VEHICLES	--		16485829		153058924		12039000		120731480
11.RAILWAY VEHICLES	--		397209		22871374		2020556		9792494
12.AIRCRAFTS,SHIPS AND BOATS	--		14038423		87691905		6210339		89353470
13.OTHER MACHINERY	--		5613467		46362519		3887189		43602510
C. PETROLEUM GROUP			116946741		1218930157		142457448		1534843616
1.CRUDE PETROLEUM	MT	645864	45593674	5697122	425465358	596995	53893894	7009780	593906822
2.PETROLEUM PRODUCTS	MT	1127539	67529381	11733089	769560082	1193790	88392820	12045874	933846376
3.GAS NATURAL & MANUFACTURED	--		3823686		23904717		170734		7090418
D. TEXTILE GROUP			14010650		148369503		11096951		139878709
1.SYNTHETIC AND REGENERATED FIBRE	KG	27586979	5059238	287961530	53726214	25368634	4520544	219574314	45361790
2.SYNTHETIC & ARTIFICIAL SILK YARN	KG	30204917	6532659	319675737	69027549	17553120	4614833	239801308	63595680
3.WORN CLOTHING	KG	38602298	1067511	454151102	12591639	29792559	1035898	443699610	17961232
4.ARTICLES OF APPAREL & CLOTHING	--		844549		8013318		758027		7888085
5.BAGS & SACKS OF TEX. MATERIALS	MT	660	88742	5848	735297	421	77389	6654	824926
6.JUTE	MT	6726	417951	74019	4275485	1857	90260	78139	4246995
E. AGRICULTURE/OTH. CHEMICAL GROUP			65432008		761241598		58056689		691397669
1.ORGANIC CHEMICALS	--		18841860		187216578		14227715		188264473
2.INORGANIC CHEMICALS	--		5228514		51797995		3840209		43421832

Contd.

10.7 Imports by Selected Commodities in Rupees

(In Thousand Rupees)

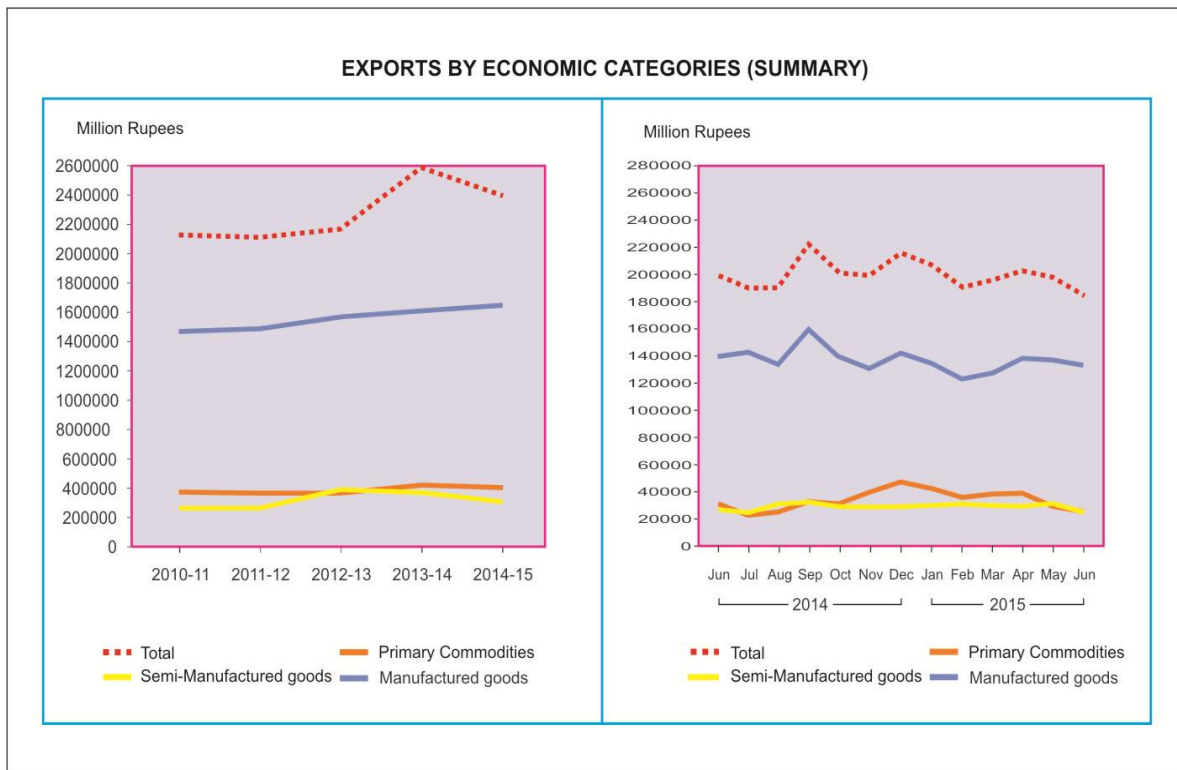
GROUPS/COMMODITIES	UNIT	JUNE, 2015		CUMUL, FROM JUL, 2014		JUNE, 2014		CUMUL, FROM JUL, 2013	
		QUANTITY	VALUE	QUANTITY	VALUE	QUANTITY	VALUE	QUANTITY	VALUE
3.DYEING TANNING & COLOUR MATERIAL	KG	12450142	3729489	134623895	40221449	10454894	3582685	115629377	38600737
4.MEDICINAL PRODUCTS	KG	1530359	6847484	22233496	96182688	1495767	6207569	21296986	81399064
5.ESSENTIAL OIL, PERFUMES TOILT ETC	KG	9697262	2933574	105928492	29825828	6590983	2108115	73031856	24691523
6.FERTILIZER MANUFACTURED	MT	105519	4902040	2027174	92640993	124298	5631492	1833243	73057642
7.PLASTIC MATERIALS	KG	88901643	15596065	1087992827	182372689	94939903	16241659	948619738	172093172
8.INSECTICIDES	KG	1352829	998810	23157437	14058489	2143682	1178400	23545659	12571823
9.OTHER.CHEMICAL PRODUCTS	--		6354173		66924889		5038844		57297403
F. METAL GROUP			35576890		361237237		30058224		282597636
1.IRON ORES AND CONCENTRATES	MT	30893	447969	197522	3211580	17046	225860	98390	1354397
2.IRON AND STEEL SCRAP	MT	346333	10074186	3028057	105710898	219449	8579245	2000735	77501765
3.NON FERROUS BASE METAL WASTE & SCR	MT	15138	810278	130961	7268146	10261	568263	92009	5209745
4.IRON AND STEEL	MT	226162	18038463	2458108	184646724	212570	16086277	1976321	146061976
5.ALUMINIUM WROUGHT & WORKED	--		1717106		15040156		1353413		13277096
6.MANUFACTURES OF METAL NES	--		4488889		45359734		3245165		39192657
G. MISCELLANEOUS ITEMS			47334198		484954944		37664517		430594583
1.FEEDING STUFF FOR ANIMALS	KG	88660527	4649769	1049910493	54190953	90947061	5319517	749246537	43198784
2.HIDES,SKINS AND FURSKINS RAW	KG	722142	309364	14214832	5853176	1445105	546698	19786884	7022012
3.OIL SEEDS & OLEAGINOUS FRUITS	KG	148478180	10663589	1332605527	83861339	67430927	4052609	588204296	39269900
4.RUBBER CRUDE INCL.SYNTH/RECLAIMED	KG	7669232	1326554	115811870	15795336	9209473	1246254	118992669	17371157
5.WOOD & CORK	--		1006420		9956369		1003768		7762322
6.PULP AND WASTE PAPER	KG	23058242	1381436	235037498	11922833	17351022	911529	272532347	12450098
7.FERTILIZER CRUDE	MT	19690	833762	93992	4187362	30020	641376	149603	3174656
8.CRUDE ANIMAL&VEGETABLE MATERIALS	KG	8792843	1247578	94569003	13753722	5988672	838240	81316470	11821387
9.COAL, COKE & BRIQUETTES	MT	505776	5339760	5078813	55905692	622837	6044140	3255454	36124432
10.ANIMAL OILS AND FATS	KG	3692293	263008	33330283	2521274	3668713	296376	24165486	2064347
11.ANIMAL/VEG, FAT OIL WAX ETC NES	KG	850745	108871	16342358	2048567	1079148	122510	21524633	1822320
12.RUBBER TYRES & TUBES	NO	469789	3498381	4587218	27617899	372429	1914067	4403599	21001624
13.CORK/WOOD MFG.(EXCL FURNITURE)	KG	9527585	652824	114962455	6486218	10544496	518125	99423084	5324516
14.PAPER&PAPER BOARD & MANF. THEREOF	KG	45234297	4854865	489207497	49773765	45262346	4206568	434996730	41503805
15.CEMENT	MT	6704	167301	65494	1737898	4453	116601	38705	1026244
16.PREFABRICATED BUILDGS,SANITRY,PLG	--		813695		9489307		730917		7028463
17.FOOTWEAR	PAIR	2001005	1038659	18979928	8874415	2076676	903957	16681345	7309849
18.PROFESSIONAL,SCIENTFIC & CONTROL	--		4501349		49849289		3651702		41333840
19.PHOTO EQPT, OPTICAL GOODS N.E.S.	--		637707		6642789		551678		6043640
20.PRINTED MATTERS	--		412079		14428151		497534		63304297
21.ARTICLES N.E.S. OF PLASTICS	KG	2184936	1026754	28582376	10974755	3735213	1192440	30854619	10397991
22.BABY CARRIAGES, TOYS GAMES ETC.	--		859290		7544518		608857		5206836
23.OFFICE STATIONERY SUPPLY N.E.S	--		328677		3475850		326210		2857967
24.JEWELLERY OFGOLD/SILVERSMITH WEAR	--		238054		1352509		134020		4083113
25.MUSICAL INSTRUMENTS AND PARTS	--		884883		15272921		1051855		10957854
26.ARTICLES & MFG. OF CAVING ETC.	--		56305		9065427		66631		3119394
27.GOLD.NON-MENETART NOT ORE/CONCEN	GM	51692	233262	574926	2372609	39000	170338	4265370	18013732
ALL OTHER ITEMS	--		26313512		315164799		25473651		345900502

10.8 Exports by Economic Categories (Summary)

(Million Rupees)

Year/Month	Total	Primary commodities	Semi-manufactured goods	Manufactured goods
2010-11	2,120,846.7	377,535.7	274,500.4	1,468,810.5
2011-12	2,110,605.5	362,404.4	261,151.3	1,486,369.7
2012-13	2,366,477.8	364,127.0	391,151.3	1,611,199.5
2013-14	2,583,463.2	420,496.3	369,066.1	1,793,900.8
2014-15	2,397,513.0	402,750.3	352,073.7	1,642,689.0
2014 Jun	198,680.7	31,132.4	27,268.3	140,280.1
Jul	189,756.5	22,490.4	24,718.8	142,547.3
Aug	190,351.2	25,366.2	31,020.3	133,964.7
Sep	222,613.8	32,069.5	31,648.4	158,895.9
Oct	200,455.8	31,489.4	29,556.4	139,410.0
Nov	199,310.3	39,304.5	29,094.2	130,911.6
Dec	216,620.3	44,901.3	29,297.3	142,421.7
2015 Jan	207,163.2	42,507.6	29,961.1	134,694.5
Feb	190,530.2	36,179.6	30,942.2	123,408.4
Mar	196,002.1	38,158.8	29,923.2	127,920.1
Apr	202,250.6	34,804.2	29,374.1	138,072.3
May	198,389.8	29,647.5	31,785.8	136,956.5
Jun	184,069.2	25,831.2	24,752.2	133,485.8

Note: Total may not tally due to rounding of figures.



10.9 Export by Economic Categories (Details)

(In Thousand Rupees)

COMMODITIES	JUNE, 2015	CUML. FROM JULY, 2014	JUNE, 2014	CUML. FROM JULY, 2013
GRAND TOTAL	184,069,171	2,397,512,960	198,680,691	2,583,463,177
A. PRIMARY COMMODITIES:	25,831,222	402,750,234	31,132,383	420,496,283
RAW COTTON (INCLUDING LINTER & WASTE)	445,713	16,766,991	409,244	25,207,439
RAW WOOL (INCLUDING ANIMAL HAIR)	115,230	1,053,113	138,518	1,626,801
FISH	2,471,810	34,876,782	3,112,937	36,497,877
RICE	13,544,268	206,266,348	14,746,962	222,906,697
HIDES & SKINS (INCLUDING FUR SKINS)	44,809	519,693	57,046	677,768
FRUITS & VEGETABLES	3,354,992	63,643,534	2,551,852	63,631,527
SPICES	648,916	6,712,527	499,705	5,824,294
TOBACCO UN-MANUFACTURED	272,993	1,363,691	266,243	2,189,977
OTHER PRIMARY COMMODITIES	4,932,491	71,547,555	9,349,876	61,933,903
B. SEMI-MANUFACTURES:	24,752,107	352,073,723	27,268,253	369,066,063
COTTON YARN	12,306,092	187,375,684	13,318,249	205,659,803
LEATHER	3,779,830	49,580,441	5,102,078	56,490,525
MOLASSES	76,632	1,010,347	20	2,510,421
OIL CAKES	45,016	901,740	536,083	7,485,289
AGAR, AGAR DUST & WOOD		16		
HENNA LEAVES & POWDER	28,188	2,987,422	27,463	263,145
OTHER SEMI MANUFACTURES	8,516,349	110,218,073	8,284,360	96,656,880
C. MANUFACTURED GOODS:	133,485,841	1,642,689,003	140,280,055	1,793,900,831
COTTON THREAD	155,657	1,239,711	17,292	1,540,090
COTTON FABRICS WOVEN	17,887,208	247,462,769	19,336,484	283,750,246
TEXTILE FABRICS (OTHER THAN COTTON FABS)	2,593,776	34,349,912	3,463,153	40,725,816
WOOLLEN CARPETS	721,066	11,951,595	734,944	13,398,857
TAPESTRIES		5,281	19,021	19,353
MANUFACTURE OF LEATHER	5,693,204	70,466,075	6,141,213	74,465,518
FOOTWEAR	1,113,397	13,304,420	1,140,517	12,208,294
SPORTS GOODS (EXCLUDING INDOOR GAMES)	1,593,542	19,337,708	2,070,433	22,382,935
TOBACCO MANUFACTURED	6,732	153,669	13,467	257,037
MEDICAL INSTRUMENT N.E.S.	137,301	2,600,463	305,717	3,203,674
FRUIT & VEGETABLE PREPARATIONS	1,191,162	7,966,507	541,209	7,396,673
FISH PREPARATIONS	22,496	552,574	134,091	1,419,706
CEREAL PREPARATIONS	359,850	5,381,051	556,547	6,093,096
GUAR PRODUCTS	346,547	5,791,115	511,054	7,007,578
FLOUR & MEAL OF OIL SEEDS	2,901	16,199	786	53,210
FISH MEAL & MEAT MEAL	33,929	1,522,463	208	2,105,494
PETROLEUM PRODUCTS	675,240	31,142,363	3,547,600	68,636,115
CHEMICAL & CHEMICAL PREPARATIONS	8,421,594	99,868,244	8,824,885	120,994,851
MACHINERY & TRANSPORT EQUIPMENT	1,970,146	22,738,834	3,303,913	33,526,040
ARTICLES OF APPAREL AND CLOTHING				
ACCESSORIES (INCLUDING HOSIERY)	41,651,488	456,071,078	38,369,265	431,982,863
OTHER MANUFACTURED GOODS	48,908,604	610,766,971	51,248,253	662,733,387

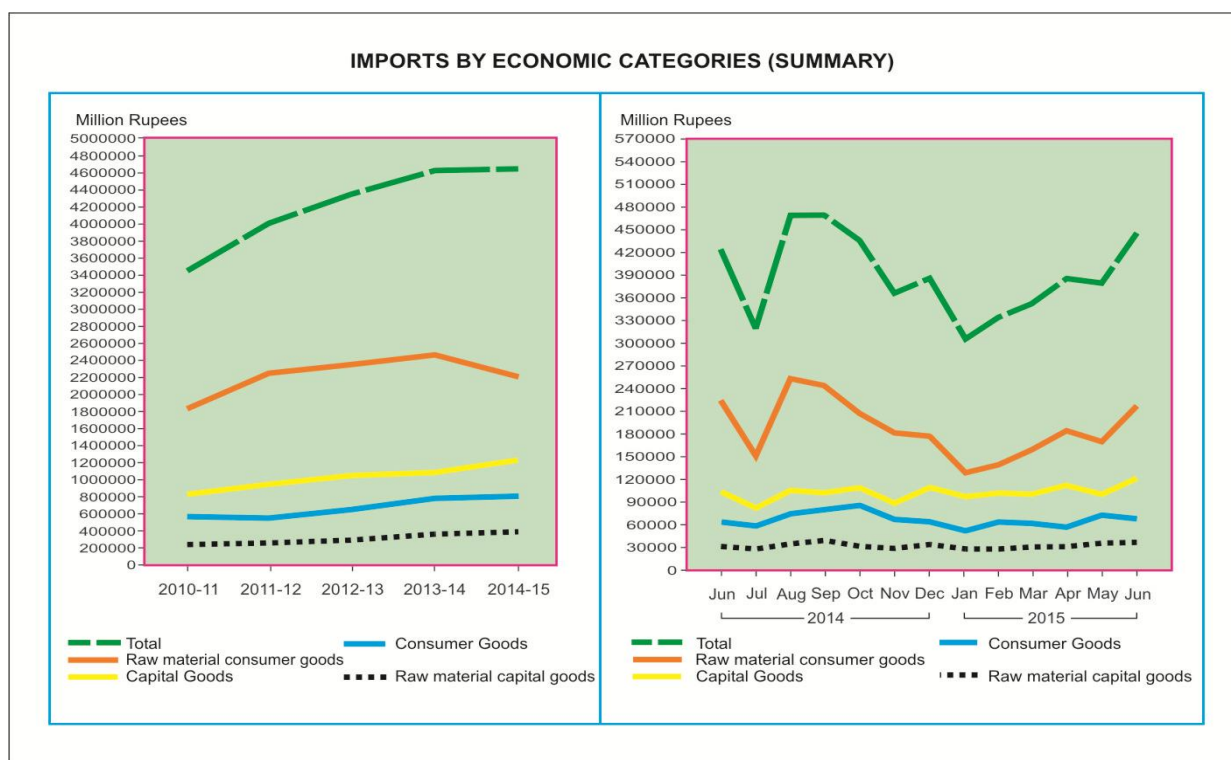
10.10 Imports by Economic Categories (Summary)

(Million rupees)

Year/Month	Total	Consumer goods	Raw material		Capital goods
			Consumer goods	Capital goods	
2010-11	3,455,285.6	560,512.2	1,826,243.4	239,525.0	829,005.0
2011-12	4,009,093.0	552,018.1	2,251,624.0	261,940.8	943,510.1
2012-13	4,349,879.5	652,553.3	2,353,818.1	293,733.6	1,049,774.5
2013-14	4,630,520.8	780,192.2	2,462,189.2	306,810.4	1,081,329.0
2014-15	4,644,151.6	807,979.7	2,214,663.6	388,166.9	1,233,341.4
2014 Jun	425,228.9	63,467.4	225,864.1	31,886.7	104,010.7
Jul	319,670.1	58,685.3	151,072.0	27,793.8	82,119.0
Aug	469,537.5	75,373.3	253,760.6	34,750.0	105,653.6
Sep	464,876.3	79,875.0	244,592.8	38,047.2	102,361.3
Oct	435,657.9	86,593.1	207,506.0	32,235.1	109,323.7
Nov	366,214.9	66,887.8	181,086.1	29,320.7	88,920.3
Dec	386,514.6	64,740.0	177,187.2	34,759.6	109,827.8
2015 Jan	306,222.9	51,715.6	128,819.2	28,296.1	97,392.0
Feb	334,335.3	63,702.9	140,026.1	28,070.5	102,535.8
Mar	352,412.9	62,348.7	159,074.3	30,471.8	100,518.1
Apr	385,075.9	56,900.1	184,175.3	31,386.6	112,613.9
May	379,073.8	72,550.3	170,345.5	35,781.9	100,396.1
Jun	444,559.6	68,607.5	217,018.5	37,253.7	121,679.9

Note: Total may not tally due to rounding of figures.

* Provisional



10.11 Imports by Economic Categories (Detail)

(In Thousand Rupees)

ITEMS	JUNE, 2015	FROM JULY, 2014	JUNE, 2014	FROM JULY, 2013
GRAND TOTAL	444559595	4644151648	425228931***	4630520793
1. CONSUMER GOODS TOTAL	68607478	807979743	63467404*	780192196
010121 HORSES		17848		11341
010190 OTHER LIVE ANIMALS		8617		6013
010221 PURE,BRED BREED BOVINE ANIMAL		825670		711808
010229 OTHER LIVE BOVINE ANIMALS		6492		83318
010511 FOWLS OF SPECIES WT UPTO 185G	46888	369549	120504	548016
010515 GUINEA FOWLS WT UPTO 185 GRAMS		15		
010599 OTH LIVE POULTRY		541430	93537	385555
010613 CAMELS&OTH CAMELIDS(CAMELIDAE)			438	438
020110 CARCASSES BOV ANIMAL FRE/CHILL				390
020120 OTH CUT WITH BONE BOVIN ANIMAL				2855
020130 MEAT OF BOV ANIM F/CH BON LESS	515	962		
020210 CARCASSES OF BOVIN ANIMAL FROZ		37		9132
020220 OTH CUTS WITH BONE IN,BOV FROZ	711	14440	773	12444
020230 MEAT BOV ANIMAL FROZE BONELESS	15554	151289	18881	237913
020410 MEAT OF SHEEP/GOAT,F/CHILL/FRO				32
020422 O,CUTS OF SHEEP,FR/CHI BONE IN	9353	9353		
020430 CARCASSES OF LAMB,FROZEN		12		
020441 CARCASSES OF SHEEP,FROZEN		7716		
020442 OTH CUTS OF SHEEP FROZ BONE IN		131		
020443 OTH MEAT OF SHEEP FROZ BONELES		2227		2741
020610 EDIBLE OFFAL OF BOV ANIMAL F/C	16943	286780	24519	209014
020622 LIVERS OF BOV ANIMALS FROZEN	2281	24136		267
020629 O, EDIBLE OFFAL BOV ANI FROZEN				130
020711 MEAT OF FOWLS OF SPE GOLL F/CH		15		
020713 CUTS&OFFAL OF FOWL FR/CHILL	5447	5447		
020714 CUTS & OFFAL OF FOWLS FROZEN	1426	4421	3017	11464
020727 CUT & OFFAL OF TURKEY,FROZEN		790		6762
020745 OTH DUCK MEAT FROZEN		3918		10662
021020 OTH MEAT BOV ANIM DRIED/SMOKED		1104		1523
021099 OTH EDI FLOUR/MEAL OF MEAT/OFL				1983
030111 ORNAMENTAL FISH	1457	24664	794	17889
030119 OTHER ORNAMENTAL FISH	386	2810		1391
030191 TROUT, LIVE		103		
030192 EELS. LIVE(ANGUILLA SPP)		78		613
030199 OTHER LIVE FISH	314	3363	205	4329
030219 OTH SALMO FISH,EXCL LIVER F/CH				158
030229 O.FLAT FISH,EX.LIVER&ROES.F/CH	108	574	68	557
030239 OTH TUSAS EXCL LVR/ROES FR/CHL				86
030259 O.FISH BREG FAMILIES E.LIV F/C	134	1404		
030319 O.SALMONIDAE FROZ,EX.LIVER&ROE		419	149	370
030329 O.TILAPIAS.EX.LIVERS&ROES FROZ				697
030339 OTH FLAT FISH,EXCL LIVERS FROZ	16190	1254343	12860	855290
030354 MACKERAL,EXCLU LIVERS/ROES FRZ		123		12
030363 COD FISH EXCL LVR/ROES FROZEN		159		353
030390 LIVERS & ROES OF FISH FROZEN		3628		
030439 OTH FISH FILLET/MEAT FRESH/CHI		488	29	14332
030449 FRESH/CHI FILLET OF OTHER FISH				79
030451 OTH FILLETS OF TILAPIAS.FRE/CH				14071
030459 OTH FILLETS OF OTH FISH.FR/CHI		1696		353
030462 FROZE FILLET/MEAT.CATFISH FISH		6013		66912
030479 FROZ FILLET O.BREGMACER FAMILY				16
030487 FROZEN FILLETS/MEAT OF TUNAS	38	472		341
030489 FROZEN FILLET/MEAT OF OTH FISH		100		
030499 OT FISH FILET/MEAT FRE/CH/FROZ	346	306517	9076	282103
030510 FLOUR, MEALS & PELLETS OF FISH		362		
030520 LIVERS&ROES,DRIED,SMOKED,SALT		387	28	403

Contd.

10.11 Imports by Economic Categories (Detail)

(In Thousand Rupees)

ITEMS	JUNE, 2015	FROM JULY, 2014	JUNE, 2014	FROM JULY, 2013
030531 FISH FILLET,DR,SAL/BR NOT SMOK		71		
030539 OTH FISH FILLE/D/S/BR.NOT SMOK		115		70
030549 OTH SMOKED FISH&FILLET NOT EDI				5
030559 OTH DRIED FISH SALT NOT SMOKED				69
030563 ANCHOVIES FISH.SALTED NOT DR/S		61		
030569 OTH FISH SALT,NOT DRIED/SMOKED		98		36
030579 OTHER EDIBLE FISH OFFALS		49		19
030611 ROCK LOBSTER&SEA CRAWFISH FROZ		133		97
030614 CRABS FROZEN FIT FOR HUMAN CON		542		532
030615 NORWAY LBSTER FROZEN EDIBLE				53
030616 COLD WATER SHRIMPS&PRAWNS FROZ		414		890
030617 OTHER SHRIMPS & PRAWNS FROZEN		23393		
030619 OTH CRUSTACEAN INCL FLOUR/MEAL				34
030627 OTHER SHRIMPS&PRAWNS.NOT-FROZ		150		
030739 OTH MUSSELSCS FROZ,DRIED,SALT		36		
030799 OTH FLOURS MEAL&PEL FOR HUMAN				253
030890 OTHER AQUATIC INVERTEBRATES	407	417		
040110 MILK&CREAM OF A FAT UPTO 1%	35821	115408	26	3215
040120 MILK & CREAM OF A FAT 1% TO 6%		3476		4577
040140 MILK & CREAM.FAT-6% TO 10%	54	81		348
040150 MILK & CREAM.FAT-EXCEEDING-10%	836	5048	31	5371
040210 MILK&CREAM IN POWDER FAT 1.5%	2164764	17252530	957663	8460169
040221 MILK&CREAM IN POWDER>1.5% FAT	5055	307773	35462	322576
040229 OTH,MILK&CREAM IN POWDER>1.5%	47997	328740	3158	24205
040291 OTH MILK/CREAM NOT SOLID/SWEET		105567		38912
040299 OTH MILK/CREAM SOLID,SWEETEND	20519	216692	4725	218252
040310 YOGURT	129	9225	1794	222423
040390 BUTTER MILK,CURDLED MILK/CREAM	706	1888	47	2218
040410 WHEY AND MODIFIED WHEY CON SUG	189548	2429626	84731	1809919
040490 OTH PRODUCT CONSIST NATUR MILK	26671	565916		48199
040510 BUTTER	1221	55880	1155	22357
040520 DAIRY SPREADS		15		10
040590 OTH FATS&OIL DERIVED FR MILK	469	10088	43	97335
040610 FRESH CHEESE INCL WHEY,CURD	17331	219885	20467	164975
040620 GRATED OR POWDER CHEESE	74	980		3187
040630 PROCESSED CHEESE NOT GRATED	31935	392260	17536	333579
040690 OTHER CHEESE		456		5152
040711 FERTILIZED EGGS FOR INCUBATION		8144		7162
040719 FERTILIZED EGGS OF OTHER BIRDS	68502	121494	60396	106509
040729 OTH FRESH EGGS OF OTHER BIRDS				457
040790 OTH BIRD EGG IN SHELL FR/COKED	2000	17292	35486	36696
040811 EGG YOLKS,DRIED	616	4894		
040891 OTH BIRDS,EGG,NOT IN SHELL DRY	10530	66181		22816
040899 OTH BIRDS,EGG OTH THAN DRY		131		109
040900 NATURAL HONEY	9184	115300	2762	94880
070110 POTATO SEEDS		1254753	78	586808
070190 POTATOES,FRESH OR CHILLED		6118719	1031760	1905350
070200 TOMATOES,FRESH OR CHILLED	787338	9533246	7063	14975753
070310 ONIONS AND SHALLOTS	8833	1229426	1204	1523152
070320 GARLIC	144295	4571578	16847	4024667
070390 LEEK,OTH ALLIACEOUS VEGETABLES		21486		403
070410 CAULIFLOWERS & HEADED BROCCOLI	100	1513	43	1291
070490 OTH;EDIBLE BRASSICAS,FRESH/CHI		8111	10292	99073
070511 CABBAGE LETTUCE(H-LETUC)SALAD	252	4422	203	3553
070519 OTHER; LETTUCE		2343	201	2394
070610 CARROTS AND TURNIPS		8343	278	4089
070690 OTH SALAD.BEETROOT,RADISH ETC	100	2405	123	1726
070700 CUCUMBERS&GHERKINS,FRESH/CHL	3211	63653		75125
070810 PEAS FRESH OR CHILLED	48	1119500	1614	501509
070820 BEANS (SAME),FRESH OR CHILLED		2444	170	43148

Contd.

10.11 Imports by Economic Categories (Detail)

(In Thousand Rupees)

ITEMS	JUNE, 2015	FROM JULY, 2014	JUNE, 2014	FROM JULY, 2013
070890 OTH LEGUMINOUS VEGETABLE FR/CH				1614
070920 ASPARAGUS,FRESH OR CHILLED	48	693	66	1053
070930 AUBERGINES FRESH OR CHILLED		1510		111841
070940 CELERY OTH THAN CELERIAC,F/CHL		26		
070951 MUSHROOMS,FRESH OR CHILLED	259	2972	162	2147
070959 OTH MUSHROOMS&TRUFFL FRESH/CH		373		39
070960 FRUIT OF GENUS CAPSICUM F/CHLL	284	112082	717	730087
070970 SPINACH NEWZEALAND SPINACH FRE		276	64	318
070992 OTHER OLIVES FRESH OR CHILLED		61	20	20
070993 OTH PUMPKINS SQUASH&GOURDS F/C				168
070999 OTH VEGETABLES FRESH/CHILLED	77	130120	81942	468603
071010 POTATO, FROZEN.		1887	2832	11832
071029 OTH LEGUMINOUS VEGETABLES FROZ		227		146
071040 SWEET CORN, FROZEN	456	8161	60	6024
071080 OTHER VEGETABLES,FROZEN		788		3143
071090 MIXTURE OF VEGETABLES,FROZEN	45	2721	2792	3188
071120 OLIVES PROVISIONALLY PRESERVED		57	27	224
071140 CUCUMBERS & GHERKINS PRESERVED		6276	20	20
071159 OTH MUSHROOMS & TRUFFLES		158		1268
071190 OTH VEGETABLES, PRESERVED				602
071220 ONION; WHOLE DRIED,CUT	3604	62104	5465	34894
071231 MUSHROOM GENUS AGARICUS DRIED	87	2267	99	2608
071232 WOOD EARS DRIED WHOLECUT SLIC				55
071239 OTH TRUFFLE DRYCUT WHOLE SLIC	3559	36273	7092	32756
071290 OTH VEGETABLE MIXTURE DRIED	6655	151420	9775	125669
071310 PEAS DRIED SHELLED	1599290	14162990	1569671	9792779
071320 CHICK PEAS DRIED SHELLED	516482	3558477	520713	3787336
071331 BEANS OF SPECIES VIGNA MUNGO		103774	33890	145388
071332 SMALL RED (ADZUKI) BEANS	56	172		12176
071333 KIDNEY BEANS,INCL WHITE BENAS	376838	5554767	224558	5778131
071339 OTHER BEANS	55247	494786	72475	853958
071340 LENTILES	1447123	11419194	595459	6182560
071350 BROAD BEANS & HORSE BEAN		45580	2087	43295
071390 OTH DRIED LEGUMINOUS VEGETABLE	361438	6107950	771083	4930621
071420 SWEET POTATOES		56		3862
071430 YAMS FRESH,CHILLED,FROZEN/DRIE		5247		34
071440 TARO FRESH,CHILLED,FROZEN/DRIE				264
071490 OTHER ROOTS AND TUBERS		2391		11578
080111 DESICCATED, COCONUTS	98224	1136112	97832	768961
080112 COCONUT IN THE INNER SHELL	45	83		
080119 OTHER COCONUTS	23952	230470	15834	321793
080131 CASHEW NUT IN SHELL				6001
080132 CASHEW NUT SHELLED	13326	152037	8026	227375
080211 ALMOND IN SHELL	81749	843222	52454	364218
080212 ALMOND,SHELLED (GIRI).	204950	420839	3565	490550
080221 HAZEL NUTS,IN SHELL	31	121	9	9
080222 HAZEL NUTS,SHELLED				189
080231 WALNUTS IN SHELL(AKHROTE)	1577	6017	260	2431
080232 WAL NUTS SHELLED(AKHROTE)	2475	3840		635
080251 PISTACHIO IN SHELL	11822	110624		124078
080252 PISTACHIO SHELLED	2879	7111		14525
080280 ARECA(BETAL NUTS)	832914	9287965	675073	8479745
080290 OTHER EDIBLE NUTS	342	6118	3598	7628
080310 PLANTAINS,FRESH OR DRIED		7697	6147	31561
080390 OTHER BANANS FRESH OR DRIED	1366	77195	67219	102781
080410 DATES	61177	383633	11353	251845
080420 FIGS	220	1392	37	1751
080430 PINEAPPLES	167	5227	238	5435
080440 AVOCADOS	24	125		
080450 GUAVAS,MANGOES,MANGOSTEN F/DRY	63	1915		743

Contd.

10.11 Imports by Economic Categories (Detail)

(In Thousand Rupees)

ITEMS	JUNE, 2015	FROM JULY, 2014	JUNE, 2014	FROM JULY, 2013
080510 ORANGES	7321	31917	1636	18188
080520 MANDARINS,CLEMENTIN ETC FR/DRY	943	6990		889
080540 GRAPEFRUIT,INCLUDING POMELOS	581	1721	269	1012
080550 LEMONS AND LIMES	1006	1305	135	1252
080610 GRAPES, FRESH	52665	4631979	561	2210117
080620 GRAPES, DRIED	6631	36631	367	21736
080711 WATERMELONS	15311	206980	386	75047
080719 OTHER MELONS	211	1535		88708
080720 PAPAWS;(PAPAYAS/PAPITA)		84		93
080810 APPLE, FRESH	79142	1155515	70958	801744
080830 PEARS FRESH	852	25501		23033
080910 APRICORTS;FRESH(KHUBANI)	179561	811223	12647	300502
080921 SOUR CHERRIES; FRESH		42		
080940 PLUMS AND SLOES	296	740		73
081010 STRAWBERRIES,FRESH			82	152
081020 RASBERRY,BLACKBERRY,ETC FRESH			43	43
081050 KIWIFRUIT, FRESH	52	1216	39	463
081090 OTHER FRESH FRUITS	654	739067	901	779286
081110 STRAWBERRIES,FROZEN		1766		315
081120 RASBERRY,BL.BERRY MULBERRY FRZ	132	10084	330	3457
081190 OTHER FRUITS AND NUTS,FROZEN		1881		58
081290 OTH FRUIT/NUTS PRESERVED PROVI		3900		1168
081310 APRICOTS DRIED	2953	16725	75	6422
081320 PRUNES DRIED	2723	7957		5522
081330 APPLES DRIED		7509		10103
081340 OTHER DRIED FRUITS	40306	904154	49319	615329
081350 MIXTURE OF NUTS,DRIED FRUITS	492	1472		2659
081400 PEEL OF CITRUS FRUITS/MELONS		551		455
090111 COFFEE NOT ROAST,NOT DECAFEINE		3318		134
090121 COFFEE,ROAST,NOT DECAFFEINATED	43	9514	2727	13276
090122 COFFEE ROASTED,DECAFFEINATED		96		241
090190 OTH COFFEE HUSKS/SKIN/COFE SUB	660	42526	3104	26903
090210 GREEN TEA PACK < 3 KG	2002	14402	1016	13837
090220 OTHER GREEN TEA(NOT FERMENTED)	44377	922031	35929	596476
090230 BLACK TEA & PARTLY FERMENTED TEA	336	5316	88	15023
090240 OTH BLACK TEA,OTH PARTLY F.TEA	2560040	33590712	2718773	30201826
090300 MATE		90		141
090411 PEPPER,NEITHER CRUSH NOR GROND	364446	1339245	293281	1561397
090412 PEPPER CRUSHED OR GROUND		8112	176	10977
090421 FRUIT OF GENUS CAPSICUM DRIED	41714	1006106	214355	561901
090422 FRUIT OF GENUS CRUCHED/GROUND	10146	106393	6125	10040
090520 VANILLA CRUSHED OR GROUND		1		
090611 CINNAMON NOT CRUSHED OR GROUND	2211	26709	929	14114
090619 OTHER CINNAMON	57591	416686	17937	280192
090620 CINNAMON & TREE FLOWER,CRUSHED				99
090710 CLOVES NEITHER CRUSHED/GROUND	22146	320885	21760	323778
090720 CLOVES CRUSHED & GROUND	833	4114		5467
090811 NUTMEG NEITHER CRUSHED/GROUND	19983	121658		71115
090812 NUTMEG CRUSHED & GROUND	82	233		2074
090821 MACE NEITHER CRUSHED/GROUND	13176	144664	6737	127444
090831 CARDAMOMS NITHER CRUSHED/GRO	71091	910082	69753	821452
090832 CARDAMOMS CRUSHED & GROUND		4388	3428	7577
090921 SEEDS-CORIANDER NITHER CRU/GRO	52194	459335	36807	492506
090922 SEEDS-CORIANDER CRUSHED/GROUND		9798	2484	18134
090931 SEEDS OF CUMIN (WHITE ZEERA)	50437	658885	75309	676411
090932 SEEDS CUMIN.CRUSH/GRO(W.ZEERA)		1266	2331	6912
090961 CARAWAY,ANISE,FENL,JUNI.N-CR/G	16082	121072	9365	71110
090962 CARAWAY,ANISE,FENEL,JUNI.CR/GR				120
091011 GINGER NEITHE CRUSHED/GROUND	428348	5212380	330000	4333312
091012 GINGER. CRUSHED OR GROUND	940	5844		2303

Contd.

10.11 Imports by Economic Categories (Detail)

(In Thousand Rupees)

ITEMS	JUNE, 2015	FROM JULY, 2014	JUNE, 2014	FROM JULY, 2013
091020 SAFFRON, (ZAFRAN)	218	1035		
091030 TURMERIC (CURCUMA)	9781	79011	14005	43016
091091 MIXTU OF PROD H-09.04 TO 09.10		58056	73	1743
091099 OTHER SPICES	3262	42249	1621	26741
100119 DURUM WHEAT	1607	18975507		11323728
100199 OTHER DURUM WHEAT & MESLIN				28279
100290 OTHER RYE	443	914	169	169
100390 OTHER BARLEY	10615	88600	37	107851
100490 OTHER OATS	95069	296572	7977	17398
100510 SEED, MAIZE	748572	6779409	1195981	6210723
100590 OTHER MAIZE (CORN)	9451	46277	233	56695
100610 RICE IN HUSK (PADDY OR ROUGH)	114855	2272178	378910	2812618
100630 SEMI/WHOLLY MILLED RICE/POLIS	16138	83037	1704	154970
100640 BROKEN RICE	415	11067	1443	3976
100710 SEED GRAIN SORGHUM(JAWAR)		69341		2198
100790 OTHER GRAIN SORGHUM(JAWAR)	20263	549076		1194
100810 BUCK WHEAT		4357		103
100821 MILLET (BAJRA)	5917	97323	28641	55818
100829 OTHER MILLET (BAJRA)	116382	410709	14550	92004
100830 CANARY SEED	3641	21848		19645
100890 OTHER CEREALS		1978		2949
110100 WHEAT OR MESLIN FLOUR	860	559114	14778	262855
110220 MAIZE (CORN) FLOUR	265	1272	86	260
110290 OTHER CEREAL FLOUR	50	2038	463	7188
110311 GROATS AND MEAL OF WHEAT		3010		68
110313 GROATS&MEAL OF MAIZE (CORN)	2155	20989	2227	22548
110319 GROATS AND MEAL OF OTH CEREAL	23	23		45
110412 ROLLED OR FLAKED, OATS.	477	905		128
110419 ROLLED/FLAKED GRAIN/OTH CEREAL		1455		908
110422 OTHER WORKED GRAIN OF OATS	2532	26778	181	19308
110423 OTH WORK GRAIN OF MAIZE (CORN)	1430	1837		525
110429 OTH WORK GRAIN OF OTH CEREALS		5171		8259
110510 FLOUR,MEAL&POWDER OF POTATOES	39798	406018	20650	333384
110520 FLAKE,GRANULE/PELLETS POTATOES		19109		4984
110610 FLOUR,MEAL,POWDER,DRY LEGU VEG	53	322		
110620 FLOUR,MEAL POWDER OF SAGO/ROOT	24	88	25	49
110630 FLOUR,MEAL POWDER PRD CHAPT-8	231	873	30	1115
110710 MALT NOT ROASTED	15726	33757		
110720 MALT ROASTED		27974		16576
110811 WHEAT, STARCH		43		
121020 HOP CONES,GROUND POWDER PELLET		7743		10151
121120 GINSENG ROOTS	347	4677	504	3434
121229 OTHER SEAWEDS& OTHER ALGAE		100751		5095
121299 OTHER FRUIT STONE&KERNELS/VEG		766		528
121300 CEREAL STRAW & HUSKS,IN PELLET	72730	781034	31344	425181
121410 LUCERNE (ALFALFA) MEAL&PELLETS		13484	14600	26626
121490 OTH SWEDES,MANGOLDS,FODDER,HEY		182		265
130120 GUM ARABIC	26607	52807	11016	165351
160210 HOMOGENISED PREP MEAT/EDB MEAT		120		
160220 LIVER OF ANIMAL,PREPARED/PRESV		115		
160231 OTH PREP/PRESV MEAT OF TURKEY		1425		
160232 OTH PREP/PRESV MEAT OF FOWLS	57654	486664	44583	430200
160239 OTH PREP/PRESV,MEAT OTH POLTRY	12282	90804	6221	102816
160250 OTH PREP/PRES MEAT BOVIN ANIML	1578	27241	2559	33694
160290 OTH PREP MEA OFL,BLOOD ANIMAL		75		
160300 EXTRACT/JUICE OF MEAT,FISH ETC		493		423
160411 SALMON,FISH,WHOLE/PIE NOT MICE		36		7
160412 HERRING,WHOLE/FIECE NOT MINCED		102		23
160413 SARDINE,BRISL/SPRAT W/P N-MINC		212		270
160414 TUNAS,SKIPJACK,BONITO,WHOLE/PC	140	2078	175	1427

Contd.

10.11 Imports by Economic Categories (Detail)

(In Thousand Rupees)

ITEMS	JUNE, 2015	FROM JULY, 2014	JUNE, 2014	FROM JULY, 2013
160415 MACKERAL,WHOLE/DIECE NOT MINCE		44		
160416 ANCHOVIES,WHOLE/PIECE NOT MINC		125	48	48
160419 OTH FISH,WHOLE/PIECE NOT MINCE	660	31185	1542	24811
160420 OTH FISH PREPARED PRESERVED	522	10197	173	15253
160510 CRAB,PREPARED OR PRESERVED.	119	8729		408
160529 OTH SHRIMPS&PRAWN PREPARED/PRE			56	134
160559 OTH MOLLUSCS PREPARED/PRESERVE			52	52
160569 OTH AQUATIC INVERTEBRATES.P/PR		554	517	602
170112 BEET SUGAR RAW NOT CONT FLAVOR	55	472	180	495
170113 GUR (JAGGERY)N-CON FLAVOUR/COL				74
170114 OTH CANE SUGAR RAW.N-CON FL/CO			42	91
170191 O.CANE/BEET SUGAR CON.FLAV/COL	56	3942		4141
170199 OTH CANE/BEET SUGAR PURE SUC	30592	627543	57067	631229
170211 LACTOSE & LACTOSE SYRUP WT 99%	51663	1085919	80036	951271
170219 OTH,LACTOSE AND LACTOSE SYRUP	8365	55402	44	34357
170220 MAPLE SUGAR AND MAPLE SYRUP				357
170230 GLUS SYP,DRY STAT FRVCT <20%	115765	908801	136580	652952
170240 GLUCOSE/GLUCOSE SYRUP<20% FRUC		2650	1214	2080
170250 CHEMICALLY PURE FRUCTOSE	183	1200		213
170260 OTH FRUCTOS SYP,50% WT OF FRAC		164		
170290 OTH SUGAR INCL INVERT SUGAR	47093	770202	54417	635832
170310 CANE MOLASSES				290
170390 OTH MOLASSES,FROM REFINING SUG		1071		1269
170410 CHEWING GUM,WH/NOT SUGA COATED	5671	105522	7971	69976
170490 OTH SUGAR CONFECT NOT CON COCA	71147	744977	42987	523229
180100 COCOA BEANS,WHOLE,BROKEN,ROAST				6
180310 COCOA PASTE,NOT DEFATTED/LICOR	9671	378299		182451
180320 COCA WHOLLY OR PARTLY DEFATTED		572		
180400 COCOA,BUTTER,FAT AND OIL	44104	1018801	90433	477830
180500 COCOA POWDER,NOT CON ADDED SUG	61467	1086231	88596	1164911
180610 COCOA POWDER,CON ADDED SUGAR	74	4719	92	1879
180620 OTH PREPA WT2KG,PAS,BLOCK SLAB	14010	750402	52431	470707
180631 OTH FOOD PREP COCOA BARS FILD	8221	375334	48970	309577
180632 OTH FOOD PREP COC BAR NOT FILD		14440	1818	11388
180690 OTH,FOOD PREP CONT COCOA LIQUD	16842	304924	19840	197850
190110 FOOD PREP FOR INFANT USE	623184	7970562	381875	5634758
190120 MIXES&DOUGHS FOR PREP BAKER	5011	68846	18874	99457
190190 OTH FOOD PREP OF FLOUR,MEAL	43146	2639999	169853	1796842
190211 UNCOOK PASTA,NUT STUFD CON EGG	35	627	19	875
190219 OTHER,UNCOOKED PASTA.	1251	31090	2327	18450
190220 STUFFED PASTA,WHETH/NOT COOKED	17	128		40
190230 OTHER PASTA	704	26318	4846	21676
190240 COUSCOUS WHETER OR NOT PREPARE		109		108
190300 TAPIOCA&SUBSTI PRE FRM STARCH	5881	64181	3150	57319
190410 PREP FOOD,SWLL/ROAS OF CEREALS	29868	221308	25811	239327
190420 PREP FOOD UNROAST CEREAL FLAKE	58	19037		20264
190430 BULGUR WHEAT				11
190490 OTH PREP FOOD OBTAIN BY CEREAL	10261	158698	12913	138338
190510 CRISPBREAD AND BUNS		104		1132
190520 GINGER BREAD AND THE LIKE.		13	30	30
190531 SWEET BISCUITS	2834	94556	9820	73792
190532 WAFFELS AND WAFERS	19629	137084	14150	108950
190540 RUSK,TOASTED BREAD & PRODUCTS	2775	28183	7160	51001
190590 OTHER BAKERY PRODUCTS	28577	348355	29540	234871
200110 CUCUMBER,GHERKINS PREP/PRESERV	61	466	89	1904
200190 OTH VEG FRUIT,NUT,PRES VIN/ACE	1513	20657	235	16325
200210 TOMATOES,WHOLE/PIECE,PREP/PRSV	139	1432		1356
200290 OTH,TOMATO/PRE/PRS O/TH VINGER	69354	475382	31790	495208
200310 MUSHROOM,PREP/PRSV O/TH VINHER	751	55835	6694	43216
200390 OTH MUSHROOM&TRUFFLE PREPARED	1543	19952	487	9658

Contd.

10.11 Imports by Economic Categories (Detail)

(In Thousand Rupees)

ITEMS	JUNE, 2015	FROM JULY, 2014	JUNE, 2014	FROM JULY, 2013
200410 POTATO,PREP/PRSV,O/TH VINGERS	68676	544781	45721	560476
200490 OTH VEG MIX/VEG PREP O/TH VING	500	39525	13383	189628
200510 HOMOGENIZED VEGETABLES		570	88	257
200520 POTATO PREP O/TH VING NOT FROZ	1330	24354	2672	21974
200540 PEAS PREP O/TH VINGER NOT FROZ	938	5515		3930
200551 BEAN SHELD PREP O/TH VING N/FZ		2693	2250	5112
200559 OTH BEAN PREP O/TH VING NOT FZ	174	15667	1475	21294
200560 ASPARAGUS,PREP O/TH VING N-FZ				224
200570 OLIVES PREP O/TH VING NOT FROZ	11301	127804	12803	96111
200580 SWEET CORN,PREP/PRESV NOT FROZ	3340	46334	3293	39487
200591 OTH VEGETABLES& MIXTURE OF VEG		728	20	784
200599 OTH VEGE PREPARED OR PRESERVED	1378	21657	1456	18978
200600 VEG,FRUIT,NUTS,PEEL PRE BY SUG	415	2279	233	1834
200710 HOMOGENENISED PREPARATIONS	608	1287	89	1145
200791 OTH,CITRUS FRUIT COOKED PREP		12		129
200799 OTH JAM,FRUIT,JELLY,MARMALADE	7291	43324	6872	54572
200811 GROUND NUTS,PREP/PRESERVED	233	15066	74	3254
200819 OTH NUTS/SEED INCL MIXTURES	16925	133359	2319	27531
200820 PINEAPPLES,PREPARED/PRESERVED	56667	470162	75463	342886
200830 CITRUS FRUIT,PREPARE/PRESERVED	992	53404	13369	92893
200840 PEARS,PREPARED OR PRESERVED		8335	24	11414
200850 APRICOTS,PREPARED OR PRESERVED		61		49
200860 CHERRIES,PREPARED OR PRESERVED	1576	19181	862	14599
200870 PEACHES,PRPARED OR PRESERVED	422	131990	10225	144733
200880 STRAWBERRIES,PREPARE/PRESERVED	1163	8647	481	10011
200891 PALM HEARTS PREPARED/PRESERVED		33		
200893 CRANBERRIES		75		4
200897 MIXTURES OF FRUITS,NUTS&PLANTS	20925	350921	22508	290713
200899 OTH FRUITS,NUT/EDIBLE PLANTS	3408	39639	6143	46050
200911 ORANGE JUICE,FROZEN		13732	5123	20236
200919 OTHER ORANG JUICE	33381	578100	97554	672851
200921 GRAPEFRUIT JUICE,BRIX VAL=20		119		40
200929 OTHER GRAPE FRUIT,JUICE	16	325	334	849
200931 JUICE OF ANY SINGL CITRUS FRUIT				617
200939 OTH JUICE OF ANY CITRUS FRUIT	1278	11753	866	7989
200941 PINEAPPLE JUICE ,BRIX VAL=20				197
200949 OTHER PINEAPPLE JUICE		134814	13630	70979
200950 TOMATO JUICE	19	19		74
200961 GRAPE JUICE INCL GRAPE MUST		448		
200969 OTHER GRAPE JUICE	31049	445863	22820	437259
200971 APPLE JUICE ,BRIX VAL=20		1513		
200979 OTHER APPLE JUICE	6100	277455	35901	416804
200981 CRANBERRY JUICE				66
200989 OTHER JUICE OF FRUIT/VEGETABLE	138857	394050	17735	112673
200990 MIXTURES OF JUICES	8618	55299	1286	47379
210111 EXTRACT,ESSENCE/CONC COFEE/PRE	2252	330011	4233	307182
210112 PREP WITH A BASIS OF EXTRA/COF		7036	286	10810
210120 EXTACT,ESSENCE ETC OF TEA MATE	272	19052		8660
210130 ROASTED CHICORY/OTH COFEE/SUB		415		
210210 ACTIVE YEASTS	54455	558577	51533	505163
210220 INACTIVE YEASTS,OTH SINGL CELL	36	3377		6698
210230 PREPARED BAKING POWDERS		26206	77	15367
210310 SOYA SAUCE	9396	207081	21346	164362
210320 TOMATO KETCHUP/OTH TOMATOSAUCE	6222	74225	3645	65942
210330 MUSTARD FLOUR/MEAL/PREP MUSTAR	839	11361	4035	16616
210390 OTH SAUCES PREP/MIX SEASONING	16048	207547	19095	180158
210410 SOUPS/BROTHS & PREP THEREOF		1473	2706	5219
210420 HOMOGENISE COMPOSITE FOOD PREP	27	228	15	96
210500 ICE CREAM,OTH EDIBLE ICE	6384	30572	550	32063
210610 PROTEIN CONCENTRATE/TEXT PROTIN	1752	23274	740	29988

Contd.

10.11 Imports by Economic Categories (Detail)

(In Thousand Rupees)

ITEMS	JUNE, 2015	FROM JULY, 2014	JUNE, 2014	FROM JULY, 2013
210690 OTH FLAVOURING POWDER/CONCT	404866	7463044	450040	4889313
220110 MINERAL WATERS/AERATED WATERS	961	12361	1994	20357
220190 OTH,NATURAL/ARTIFICIAL WATERS	528	6118	186	2851
220210 WATER,MINERAL/AERATED WATER	40670	569525	40078	403763
220290 OTH WATER/OTH NON ALCOLIC BEVG	14191	141851	15758	116595
220300 BEER MADE FROM MALT	394	8911	1260	32160
220410 SPARKLING WINE	225	13902	1278	30177
220421 OTH WINE OF FRESH GRAPES<2LT		599		9587
220429 OTH WINE OF FRESH GRAPES>2LT	419	1985		5746
220430 OTH GRAPE MUST INFERMENATION				116
220820 SPIRIT OBT BY DISTIL GRAPEWINE		4343	1294	13485
220830 WHISKIES		13281	3371	42427
220840 RUM&OTH SPIRITS DISTILL SUGAR		49		226
220850 GIN AND GENEVA		681	233	3848
220860 VODKA	86	2035	754	4684
220870 LIQUEURS AND CORDIALS		563	194	2509
220890 OTH SPIRIT/SPIRITOUS BEVERAGES	545	1708	1251	21394
220900 VINEGAR&SUBSTITUTE,ACTIC ACID	1612	14989	738	8321
230110 FLOURS,MEALS,PELLETS,OF MEAT		7		
230120 FLOURS,MEALS,PELLETS,OF FISH	11989	115980		11801
230230 BRAN SHARP & RESIDUES OF WHEAT		12		402
230240 BRAN SHARP RESIDUE OF OTH CERL		854		112
230250 BRAN SHARP RESIDUE LEGUM PLANT		18		
230310 RESID.STARCH MANUF&SIM RESIDUE		3036	1194	1291
230330 BREWING/DISTILLING DREGS/WASTE		184538		
230400 OIL-CAKE/OTH S/RESID SOYABEAN	3678490	44827422	4510204	36089655
230620 OIL CAKE/OTH RESIDUE,LINSEEDS		1258		
230630 OIL CAKE/OTH SUNFLOWER SEEDS		6376		74658
230641 OIL CAKE/OTH RESID COLZA SEEDS		184450	223167	1694657
230649 OIL CAKE/OTH RESID RAPE SEEDS		65446	39104	323033
230650 OIL CAKE/OTH RESIDUES,COCONUT	83331	84052		
230660 OIL CAKE/OTH RESIDUE,PALM NUTS	225682	1909338	79715	630536
230690 OIL CAKE/OTH SOLID RESIDUE,VEG	282	4353		1045
230800 VEG MATL & VEG WASTE,VEG RESID		5806	908	908
230910 DOG/CAT FOOD,PUTUP RETAILSAL	19173	130011	5921	63664
230990 OTH,PREP USED IN ANIMAL FOOD	558092	5873298	413360	3854949
240110 TOBACCO,NOT STEMMED/STRIPPED	16	1002		31733
240210 CIGAR,CHEROOTS CONTAIN TOBACCO		1143	233	2399
240220 CIGARETTES CONTAINING TOBACCO	632	191306	44777	303377
240290 CIGAR,CHEROOTS/TOBACCO SUBST		1923	16	1732
240311 WATER PIPE TOBACCO		18		
240319 OTHER SMOKING TOBACCO		22		404
240391 HOMOGENISE/RECONSTITUTE TOBACO		6679		15228
240399 OTH MANUFACTURED TOBACCO/EXTR	2122	10498	7823	33315
271012 LIGHT OILS AND PREPARATIONS	21733742	223263982	19674359	234173162
271019 KEROSENE,INCL KER.TY. JET FUEL	519240	6853225	1070140	10979412
293500 SULPHONAMIDES	157702	1996832	84851	1631633
293621 VITAMIN A ITS DERIVATIVE UNMIX	25572	364889	16297	237615
293622 VITAMIN B1/ITS DERIV UNMIXED	31636	233167	14009	176158
293623 VITAMIN B2/ITS DERIV UNMIXED	16924	206195	17228	169201
293624 D-,DL-PANTOTHENIC ACID(VITB3B5	31291	404934	24678	225332
293625 VITAMIN B6/ITS DERIV UNMIXED	24040	316672	34575	292179
293626 VITAMIN B12/ITS DERIV UNMIXED	40667	388790	29035	331425
293627 VITAMIN C/ITS DERIVATIVE UNMIX	46672	478976	30711	363006
293628 VITAMIN D/ITS DERIVATIVE UNMIX	74087	748646	52636	661802
293629 OTH VITAMIN/ITS DERIV UNMIXED	98450	737176	50698	680471
293690 OTH INTER-MIXTURE PROVITAMINS	11063	159643	6403	169605
293712 INSULINE AND ITS SALTS	17024	216462		124906
293719 OTHER POLYPEPTIDE HARMONES	7155	97677	2505	83102
293721 CORTISONE/HYDRO/PREDNISONE ETC	78009	510115	37670	491563

Contd.

10.11 Imports by Economic Categories (Detail)

(In Thousand Rupees)

ITEMS	JUNE, 2015	FROM JULY, 2014	JUNE, 2014	FROM JULY, 2013
293722 HALOGENATE DERIV ADERNAL HORMN	56555	834854	54513	844020
293723 OESTROGENS AND PROGESTOGENS	112250	1222533	29302	577282
293729 OTH,STEROIDAL HARMONES,DERIVAT	48452	367714	32029	287804
293750 PROSTAGLANDINS,THROMBOXANES&DR	17871	121892	3135	92140
293790 OTH HORMONES/ITS DERIVATIVES	12133	358564	18435	480133
293810 RUTOSIDE(RUTIN)/ITS DERIVATIVE		2946	611	2509
293890 OTHER, GLYCOSIDES	13110	155261	8910	118425
293911 CONCENTRATES OF POPPY STRAW	6142	190993	5022	174031
293919 OTH ALKALOIDS OF OPIUM/DERVATI	23526	167309	4897	140518
293920 ALKALOID CINCHONA/DRV SALT	80	13129	1194	2848
293930 CAFFEINE AND ITS SALTS	48206	447546	35171	322095
293949 OTHER,EPHEDRINE AND ITS SALTS	22043	242450	33404	180041
293959 OTH THEOPHYLLINE/AMINOPHLLINE	11493	213196	3689	182564
293962 ERGOTAMINE (INN) AND ITS SALTS		1231		
293969 OTH ALKALOID OF RYE ERGOT/SALT	6737	159434		69399
293991 COCAINE ECGONINE,SALTS,ESTERS	2436	2436		1820
294000 SUGARD O/T SUCROSE/LACTOSE ETC	28367	598270	29824	408359
294110 PENCILLINE/DERV/ACID/SALT ETC	10492	343722	4358	262527
294120 STREPTROMYCIN/DERIV/SALT THROF	2398	107077	11167	120653
294130 TETRACYCLINE/DERIV/SALT THROF	22120	626547	36350	566148
294140 CHLORAMPHENICAL/DERIV/SALT	13668	148937	4206	103064
294150 ERYTHROMYCIN/DERIV/SALT THROF	101496	1713477	86695	1531998
294200 OTHER ORGANIC COMPOUNDS.	17249	212109	3012	43215
300190 OTH GLAND ORGAN,EXTRACT,HAPRIN		778		476
300210 ANTISERA/OTH BLOOD FRAC MODIFY	5083	108263	5562	114962
300220 VACCINES FOR HUMAN MEDICINE	1479596	25588857	2313724	24324159
300230 VACCINE VETERINARY MEDICINE	437190	3372162	257343	2535896
300290 OTH HUMAN/ANIMAL BLOOD,THERAPC	69255	682640	61024	671687
300310 MEDICAMENT PENCILLIN DERV/ACID		34556		2992
300320 MEDICAMENT OTH ANTIBIOTICS	11936	184005	11865	146743
300339 OTH,MEDICEMENT HARMONE ANTIBTC	74585	911896	74877	581465
300390 OTH MEDICEMENT NES-NOT-R-SALE	26593	1263526	28344	673653
300410 MEDICAMENT,PENCILLIN DERV/ACID	298	126582	24001	253200
300420 MEDICAMENT OTH ANTIBIOTICS	255908	2797843	256521	2592458
300431 MEDICAMENT INSULIN NOT ANTIBTC	211857	2832344	156762	1810625
300432 MEDICIMENT ADERN CORTC HARMONE	11215	116724	13226	234715
300439 OTH MEDICIMENTHARMONE NOT ANT	139899	1552463	124665	1810211
300440 MEDICAMENT ALKALOID DERV ANTI	19976	289214	25731	332939
300450 OTH MEDICAMENT VITAMIN/OTH PRO	34034	409554	35524	964448
300490 OTH MEDICAMENT THERAPEUTIC USE	2183152	32010393	1221819	25410923
300510 SURGICAL TAP IN JAMBO ROLLS	48965	468243	42434	356102
300590 OTH WADDING,GAUZE,BANDAGE ARTI	3656	122386	23579	656111
300610 STERILE SURGICAL CATGUT, ETC	132957	1079108	125794	833914
300620 BLOOD-GROUPING REAGENTS		4320	125	5220
300630 OPACIFY X-RAY EXAM DIAGNOSTIC	1618	13564	1351	24283
300640 DENTAL CEMENT/DENTAL FILLING	10416	171264	9559	126363
300650 FIRST AID BOXES AND KITS.	602	140190	310	2623
300660 CHEMICAL CONTRACEPTIVE HORMONE	119448	1187203	183402	701018
300670 GEL PREP HUMAN/VETERNARY USE	883	1332121	398	10907
300691 APPL IDENTIFIABLE, OSTOMY USE	92	38980	6955	32829
321519 PRINTING INK EXCL. BLACK	129991	1362272	95754	1291530
321590 OTH WRITING/DRAWING/OTH INK	40675	316430	31514	272507
330112 ESSENTIAL OIL OF ORANGE	4239	116768	9755	92156
330113 ESSENTIAL OIL OF LEMON	2267	22802	2005	45132
330119 OTH ESSENTIAL OIL/CITRUS FRUIT	102	201137	69610	302357
330124 ESSENTIAL OIL OF PEPRAMINT	1134	11502	1659	26299
330125 ESSENTIAL OIL OF OTHER MINTS	2484	24522	752	6772
330129 OTH ESSENTIAL OIL O/T CIT FRUT	12241	81623	2831	101559
330130 RESINOIDS		2862		839
330190 OTH,CONCENTRATE ESSENT OIL NS	3590	98278	14399	115278

Contd.

10.11 Imports by Economic Categories (Detail)

(In Thousand Rupees)

ITEMS	JUNE, 2015	FROM JULY, 2014	JUNE, 2014	FROM JULY, 2013
330210 MIXTURE ODORIFEROUS SUBS&MIXT	390086	3184517	260121	2673668
330290 OTH,MIXTURE,ODORIFEROUS SUBST	346816	4028643	291269	3490379
330300 PERFUMES AND TOILET WATERS	120466	677094	31267	615573
330410 LIP MAKE-UP PREPARATIONS	16380	194138	11007	101902
330420 EYE MAKE-UP PREPARATIONS	30362	196978	10893	139944
330430 MANICURE/PEDICURE PREPARATIONS	17396	102491	5553	59259
330491 POWDER WHETHER/NOT COMPRESSED	51537	408482	28117	279338
330499 OTH,BEAUTY/MAKE-UP PREPARATION	99324	1324067	65055	973958
330510 SHAMPOOS	311739	3366532	149760	2582284
330520 PREP PERMANENT WAVING/STRAIGHT	9297	77757	6882	56371
330530 HAIR LACQUERS	213	1223	286	4007
330590 OTH PREP USE ON HAIR	83106	784111	73228	635744
330610 DENTIFRICES	23352	285399	38148	232610
330620 YARN,CLEAN TEETH(DENTAL FLOSS)	15	839	162	724
330690 OTH,PREP ORAL/DENTAL HYGIENE	388	11448	2298	5528
330710 PRE/AFTER SHAVE PREPARATION	28137	226691	30441	157173
330720 PERSONEL DEDORANT&ANTIP RSPRNT	53866	552692	40375	365453
330730 PERFUMED BATH SALT/OTH PREP	892	8280	874	6353
330741 AGARBATTI/OTH ODORIFEROUS PREP	30	1603	118	936
330749 OTH PREP PERFUMING ROOM/RELIGS	30569	246670	30572	179582
330790 OTH,DEPILATORY/PERFUM ETCPREP	4858	52350	2724	48164
340111 SOAP&ORGANIC SURFAC-ACTIV PROD	140812	1987849	127325	1198085
340119 OTH,SOAP ORG-SURFAC-ACT PROD	13704	243114	8358	216823
340120 SOAP IN OTHER FORMS	59255	739433	119804	915682
340130 ORGANIC SURFACE ACTIVE PRODUCT	49008	374229	18353	329156
340211 ORGANIC SURFACE-ACTIVE AGENT	588448	4080858	272189	3141778
340212 ORGANIC SURFACE ACTIVE CATIONC	11127	140662	9789	316377
340213 ORG SURFACE ACTIVE NON-IONIC	232917	3199650	212536	3027181
340219 OTH ORG SURFACE ACTIVE AGENT	10811	302961	30590	296231
340220 ORG SURF PREP PUTUP FOR R-SALE	16445	353306	10350	230317
340490 OTH, ART/PREP WAXES	94772	1178772	78492	1050714
340510 PO/CREAM FOR FOOTWEAR/LEATHER	15085	190536	14032	113880
340520 POL/CREAM/PREP, WOOD FURNITURE	1625	44695	518	21133
340530 POL/CREAM/PREP,COACHWORK/METAL	1224	13240	434	15672
340540 SCOURING/PASTE/POWDER/OTH PREP	159	1974	168	3917
340590 OTH POL/CREAM/PREP,F-WEAR/LETH	13767	145186	9937	172135
350190 OTH CASEINATE DERIV CASEN GLUE	850	34265	7568	44153
350211 EGG ALBUMIN DRIED		35267		24521
360300 SAFETY FUSES DETONATING FUSES		161536		243328
360500 MATCHES O/T PYROTECHNIC		14132		
360610 LIQUID/LIQUEFIE GAS FUEL	2369	6564	138	6542
391740 FITING FOR TUBE ETC OF PLASTIC	45646	400273	14251	338903
391810 FLOOR COVERING OF POLYMERS V-C	53991	316598	26941	198645
392190 OTH PLATE,SHEET ETC OF PLASTIC	125212	1582239	131260	1420782
392210 BATH,SHOWER WASH BASIN OF PLAS	7347	50216	1088	29167
392220 LAVATORY SEAT/COVER OF PLASTIC	1483	15935	1160	14759
392290 OTH FLASH/SIM SANITARY PLASTIC	4439	59788	5378	37794
392310 BOXES,CASES,CRATES PLASTIC	34377	746220	67765	729515
392321 SACK&BAG OF POLYMER OF ETHYL	83105	918860	121488	644920
392329 SACKS & BAG OF OTHER PLASTICS	33003	433827	77667	911307
392330 CARBOYS,BOTTLES,FLASKS ETC	58264	575823	35183	445565
392340 SPOOLS,COPEs,BOBINS ETC PLASTC	30963	249198	44570	391647
392350 STOPPERS,LIDS,CAPS ETC OF PLAS	89960	1322203	125680	1111582
392390 OTH ARTICLES FOR CONVEYANCE NS	25185	270911	44441	500711
392410 TABLEWARE KITCHENWARE OF PLAST	31781	230122	22335	214390
392490 OTH,HOUSEHOLD/TOILET ARTICLES	25004	245358	22009	211996
392510 RESERVOIRS,TANKS,VATS>300 LTRS	404	4166	343	61902
392520 DOOR,WINDOWS FRAME&H-HOLD PLAS	2595	40149	59	12860
392530 SHUTTERS,BLINDS&PARTS OF PLAST	1422	12806	251	8816
392590 OTH,BUILDER-WARE OF PLASTIC,NS	119959	887560	54788	449398

Contd.

10.11 Imports by Economic Categories (Detail)

(In Thousand Rupees)

ITEMS	JUNE, 2015	FROM JULY, 2014	JUNE, 2014	FROM JULY, 2013
392610 OFFICE/SCHOOL SUPPLY PLASTIC	9524	100484	7170	55207
392620 ARTICLE OF APPAR CLOTHING PLAS	5706	120742	36994	265769
392630 FITTING FOR FURNITUR/COACH PLA	558	10444	1454	9563
392640 ORANMENTAL ARTICLES OF PLASTIC	51845	407393	49430	270581
400942 TUBE,PIPERUB WITH OTH.METL.FIT	2556	56794	10427	85886
401011 CONVEYOR BELTS WITH METALS		9665		29187
401012 CONVEYOR BELTS WITH TEX-METACS	32192	496398	56191	480494
401019 OTH CONVEYON BELT OR BELTING	34986	410331	16505	374886
401031 TRANSMISSION BELTS 60-180 CM	21552	280749	20250	257248
401032 TRANSMISSION OTH BELT 60-180 CM	15248	301520	24002	199635
401033 TRANSMISSION BELT 180-240 CM	842	15222	1625	7465
401034 TRANSMISSION BELT OTH 180-240CM	1275	9246	363	9750
401035 TRANSMISSION SYN.BELT 60-150CM	263	17272	1222	14946
401036 TRANSMISSION SYN.BELT 150-198CM	2308	7600	246	8783
401390 OTHER INNER TUBES,OF RUBBER	7323	102946	2955	83655
401410 SHEATH CONTRACEPTIVES	36563	1763508	26602	1112940
401490 OTH HYG/PHARMACEUTICAL ARTL	604	32736	415	21869
401511 GLOVES,RUBBER,SURGICAL	47340	417207	28874	372028
401519 OTHER GLOVES,RUBBER	24510	200998	15996	178017
401590 OTH ARTI APPRL/CLOTH ALL PURPS	2372	55678	5938	113801
401610 ARTICLES OF UNHARD CEL VUL RUB	11919	160386	8207	131592
401691 FLOOR COVERING & MATS, RUBBER	11180	46663	3512	28718
401692 ERASERS, RUBBER	16157	317056	22350	339664
401693 GASKETS,WASHERS,SEALS,OF RUBB	109764	1396833	126276	1679942
401694 BOAT/DOCK FENDERS,OF RUBBERS		142009	21	164234
401695 OTH INFLATABLE ARTICLE OF RUBB	21377	49449	852	14223
401699 OTH ARTICAL UNHARD VUL RUBBER	175962	1849905	118757	1989862
420100 SADDLERY&HARNESS FOR ANIMALS	121	670	4	359
420211 TRUNKS,SUITCASE,VANITY-CASES	1344	26505	9332	38464
420212 TRUNK,SUITCA,SATC ETC PLAS/TEX	55139	801667	59188	632245
420219 OTH TRUNK,SUITCASE,VANITY-CASE	2388	22826	3834	38738
420221 HANDBAG,COMP/PATENT LEATHER	85209	607868	79940	437606
420222 HANDBAGS,PLASTIC/TAXT MATERIAL	14631	149864	14343	123691
420229 OTH HANDBAGS,WITHOUT HANDLES	60401	376245	27030	259626
420231 ARTI.CARIED.IN POCKET. LEA/COM	3609	34319	2633	29552
420232 ARTIC CARRIED IN POCK TAXT MATE	2181	12118	2280	6858
420239 OTH,ARTI CARRIED IN HAND/POCKET	10609	69118	3827	36782
420291 OTH CONTAINER O/S OF LEA/COMPS	28	4632	277	9820
420292 OTH CONTAINER O/S PLAS/TEXTILE	2457	15149	1081	35687
420299 OTH CASES VULCANISED FIB/PBOA	3411	39202	1193	17166
420310 ARTICLES OF APPAREL		30428	17884	70862
420321 GLOVES,MITTENS & MITTS SPORTS		1922		2119
420329 OTH LEATHER GLOVES	5231	22042	1669	60374
420330 BELTS AND BANDOLIERS	47011	268967	31690	308485
420500 OTH ART LEA/COMP LEA TECHNICAL	1021	14863	2760	30706
430310 ARTI APPAR CLOTH ACCE FURSKIN	42	442		3758
430390 OTHER, ARTICLES OF FURSKINS	31	2629		211
430400 ARTICLE OF FUR&ARTICLE THEREOF	165	14389	3570	35886
440131 WOOD PELLETS		11230		2414
440139 SAW DUST & WOOD WASTE & SCRAP		14184		6395
440210 WOOD CHARCOAL OF BAMBOO NOT AG	732	5058		582
441300 DENSIFIED WOOD,BLOCK,PLATE,ETC	3350	33273	1266	22459
441600 CASK,BARREL,VAT,TUB&OTH PRODCT		1		34854
441890 OTH BUILDERS JOINERY/CARP WOOD	38153	395422	22808	275949
441900 TABLEWARE&KITCHENWARE OF WOOD	8252	45602	4732	32072
442010 STATUETTES/OTH ORNAMENT WOOD	264	1438	105	1477
442090 OTH WOOD MARQUETRY&INLAID WOOD	20044	93806	8491	45999
442110 CLOTHES HANGERS OF WOOD	3273	16047	1504	14108
450490 OTH, ARTICLES AGLOMERATED CORK	125	1258		149
460121 MATS,MATTING&SCREEN OF BAMBOO	597	5308		8031

Contd.

10.11 Imports by Economic Categories (Detail)

(In Thousand Rupees)

ITEMS	JUNE, 2015	FROM JULY, 2014	JUNE, 2014	FROM JULY, 2013
460122 MATS,MATTING&SCREEN OF RATTAN				4
460129 OTH MATS,MATTING&SCREN VEG MAT		2		154
460192 OTH MATTING&SCREEN OF BAMBOO	54	176		675
460199 OTH PLATING MATERIAL N.E.S	255	4785	1282	3640
460211 BASKETWORK&OTH ARTICL OF BAMBO	66	3595	100	2271
460212 BASKETWORK&OTH ARTIC OF RATTAN		32		4
460219 BASKETWORK&OTH ART OF VEG MATE	954	4137	414	1750
481200 FILTER BLOCK,SLAB OF PAPERPULP	351	2342		3000
481310 CIGRETTE PAPER IN BOOKLET/TUBE	47	300	117	3971
481490 OTHER WALLPAPER & COVERINGS.	253	2666	197	2974
481620 SELF-COPY PAPER		17		
481690 OTHER COYING PAPER, C/T SIZE.	492	7222	331	6918
481710 ENVELOPES	877	11832	1259	16587
481720 LETTER CARDS, PLAIN POSTCARDS	25	1594		250
481730 BOXES,POUCHES,PAPER STATIONERY	749	8792	1934	11631
481810 TOILET PAPER	5564	73012	3843	100418
481820 HANDKERCHIEFS, TISSUES&TOWELS	9202	94135	5627	64951
481830 TABLE CLOTHS & SERVIETTES	2055	20338	681	5083
481850 ARTICLES OF APPAREL&CLOTHING	88	2323	328	2123
481890 OTH ARTI LINEN,P&P GARMET/ASSE	17057	56025	10723	75615
481910 CARTON,BOXE&CASES CORRU PAPE	52689	607462	107595	1107397
481920 FOLD/CARTO/BOXE&CASE, NON-CURRU	9417	134122	21910	216221
481930 SACKS&BAGS WITH BASE 40CM/MORE	181	40354	7992	23981
481940 OTH SACKS&BAGS, INCLUDING CONES	5549	87569	3403	119464
481950 OTH PACKING CONTAINERS/RE-SLEE	295	19634	24329	101998
481960 BOX FILES, LETTER TRAYS, BOX, OFF	4155	45319	6702	43836
482010 REGISTERS, LETTER PADS, DIARIES	7278	88023	4916	46634
482020 EXERCISE BOOKS	67	6098	549	20070
482030 BINDERS, FOLDERS&FILE COVERS	1928	33685	1701	12818
482040 MANIFOLD BUSINESS FORMS/CARBON	10	2306	55	1791
482050 ALBUMS FOR SAMPLES/COLLECTIONS	1249	6262	1522	9165
482090 OTH BOOK COVER, BLOTING PAD, NES	32495	85683	1390	21710
482110 P&P. BOARD LABLES PRINTED ALL=K	13006	359656	36945	532719
482190 OTH, P&P/BOARD LABLES NOT PRINT	50322	967298	112921	1653787
482210 BOBBINS, SPOOLS, CAPS , PULP.		17568	33	16690
482290 OTHER, BOBINS, SPOOL, CAPS ETC. PA	4466	71941	7717	76819
482320 FILTER PAPER AND PAPERBOARD	20864	183865	1101	142219
482340 ROLLS, SHEETS AND DIALS, PRINTED		11198	186	5489
482361 TRAY, DISHES, PLATES, CUP, P&BORD		18		60
482369 OTH TRAY, DISH, PLATE, CUP, P&BORD	12925	121016	13930	91941
482370 MOULDED/PRESSED ARTICL P-PULP	625	22805	4555	30400
482390 OTH, ARTICLES OF PAPER PULP, CEL	40927	306891	22472	237011
490110 PRINTED BOOKS IN SINGLE SHEETS	2172	40879	2606	24038
490191 DICTIONARIES AND ENCYCLOPAEDIA	117	22902	4646	83890
490199 OTHER, PRINTED BOOKS/BROCHURES	234419	3136844	223845	2484064
490210 NEWSPAPERS, JOURNAL 4-TIME/WEEK		2499	1924	5655
490290 OTHER NEWSPAPER, JOURNALS PERIO	7557	66703	8668	78578
490300 CHILDREN DRAWING/COLOUR BOOKS	801	153250	498	331632
490400 MUSIC, PRINTED IN MANUSCRIPT.	1	1		
490510 GLOBES	306	3110	200	373
490591 OTH PRNTD MATER BOOK FORM/ATLS		169	1	2
490599 OTH MAPS AND HYDROGRAPHIC/W-PA		1377	63	1951
490600 PLANS/DRAWINGS FOR ARCHITECTS	29730	344999	36628	610232
490700 BANKNOTE, CHEQUE, STAMP, BOND ETC	1581	8232700	134	56650568
490810 TRANSFERS , VITRIFIABLE.	558	7924	963	11180
490890 OTH, TRANSFERS(DECALCOMANIAS)	6218	65530	6560	118181
490900 PRINTED/ILLUSTRATED POSTCARDS	3922	50960	4177	50608
491000 CALENDAR OF ANY KIND PRINTED.	69	20275	21	19958
491110 TRADE ADVERTISING MATERIAL.	11993	252712	43945	231396
491191 PICTURES, DESIGNS&PHOTOGRAPHS	686	12921	268	6927

Contd.

10.11 Imports by Economic Categories (Detail)

(In Thousand Rupees)

ITEMS	JUNE, 2015	FROM JULY, 2014	JUNE, 2014	FROM JULY, 2013
500600 SILK YARN/ YARN SPUN WASTE NRS				1914
500710 FABRICS OF NOIL SILK		2375		2047
500720 OTH FAB CON>80% WT OF SILK	57094	1437340	63701	736716
511111 WOVEN FABRICS CARDED WOOL,85%		127315	77	44673
511119 OTH WOVEN FABRICS CARDED WOOL		15290	251	22629
511120 OTH MIXED MAN-MADE FILAMENTS		79		526
511130 OTH MIXED MAINLY/SOLELY M-MADE		371		
511190 OTH WOVEN FAB CARDED WOL/HAIR	9630	74669	4230	23511
511211 WOVEN FAB.COMBED WOOL 85%/HAIR	2052	92395	6119	17254
511219 OTH WOVEN FAB COMBED WOOL 85%>	9864	75914	1742	10927
511220 OTH WOVEN FAB.COM.WOLL MIX.MMF		329		4295
511230 OTH WOV.FAB.COM.WOOL MIX.M/MSF	2594	77128	6161	15229
511290 OTH WOV.FAB.CARDE WOOL/FA-HAIR	5352	16844		2788
520790 OTHER,COTTON YARN PUT UP SALE	178	6764	197	5894
520811 WOV FAB COT WT<100G/SQM UNBLEA	1396	1610		589
520812 WOV FAB COT WT>100G/SQM UNBLEA		18286	33960	162735
520819 OTHER WOVEN COTTON FAB UN-BLH	83294	171286	13897	557493
520821 WOV FAB COT WT<100G/SQM BLEACH		3601		4631
520823 WOV FAB COT 3/4 THRD TWIL BLEC		345		
520829 OTH WOVEN FAB OF COTTON BLEACH		4699		3906
520831 WOV FAB COT WT 100G/SQM DYED		17054	245	21011
520832 WOV FAB COT WT>100G/SQM DYED	104	61046	151	624
520833 COTTON WOV FAB 3/4 THREAD DYED		474		
520839 OTH COTON WOV FAB<2000/SQM DYE	1595	25292	12216	139423
520841 WOV FAB COT WT 100G/SQM COLOUR	4838	10578	102	8164
520842 COTON WOV FAB WT>100G/SQM COLO	28044	204529	15510	65929
520843 COTTON WOV FAB 3/4 THREAD TWIL		3316		
520849 OTH WOV FAB WT 200G/SQM	4144	30119	375	13294
520851 COTON WOV FAB 100G/SQM PRINTED	123954	1234505	145244	1827865
520852 COTON WOV FAB>100G/SQM PRINTED	16141	64079	4474	6674
520859 OTH COT WOV FAB 200G/SQM PRINT	2153	29094	3175	57939
520911 WOV FAB COT WT>200G/SQM UNBLAC	44	131		7411
520912 COTTON WOV FAB 3-4THREAD UN-BL				267
520919 OTH COT WOV FAB>200G/SQM UNBLE		1549	1112	2679
520921 COTTON WOV FAB BLEACH>200G/SQM		173463		11235
520929 OTH COT WOV FAB BLE W>200G/SQM	76	1559	38	5652
520931 COTTON WOV FAB DYED>200G/SQM		3451	76	9926
520932 COTTON WOV FAB DYED 3-4 THREAD		5644		43484
520939 OTH COT WOV FAB DYED>200G/SQM	417	102213	38083	82916
520941 COT WOV FAB>200G/SQM 85% COT		3646	1756	1756
520942 COTTON WOV FAB DENIM>200G/SQM	2663	378668	53576	532633
520943 WOV FAB 3-4-THREAD TWILL>200G		170		25959
520949 OTH WOV FAB CONT 85% COT/YARN	851	14395		375
520951 COTTON WOV FAB PRINTED>200GSQM		1817		5
520952 WOV FAB 3-4-THREAD TWILL PRINT		63		12547
520959 OTH WOV FAB PRINTED>200G/SQM	171	39722	922	66972
521011 COT W-FAB MIX MMF W200G/SQMUNB		79	687	15529
521019 OTH W-FAB COT MIX MF200GSQM UB	3607	4588	136	27349
521021 W-FAB COT MIX-MMF WT 200G/SQM				15331
521029 OTH W-FAB COT 85%,MMF 200G-BL		43		316
521031 COT WOV FAB MX-MMF200G/SQM DYE		10617		991
521032 W-FAB3/4THR MX-MMW 200G/MW DYE		13103		10677
521039 OTH W-FAD COTMX MF W200G/SQMDY	4086	12249	10790	482883
521041 W-FAB COT MX-MMF 200G/SQM	4463	6032	9483	20229
521049 OTH W-FAB COT MX-MMF W200G/SQM	294	3565	2760	14491
521051 W-FAB COT MIX,MF W200G/SQM PRI		3036		7564
521059 OTH W-FAB COT,MMF W 200G PRINT	30367	184663	174522	6616535
521111 COT W-FAB,MX MF W>200G/SQM UNB				50510
521119 OTH W-FABCOT,MF W>200G/SQM UNB	10432	126997	125868	5356891
521120 W-FAB COT WT<85% MIX MMF-BLEA		3536		165

Contd.

10.11 Imports by Economic Categories (Detail)

(In Thousand Rupees)

ITEMS	JUNE, 2015	FROM JULY, 2014	JUNE, 2014	FROM JULY, 2013
521131 WW-FAB COT,MMF W>200G/SQM DYED				16501
521132 WOV FAB 3-4THREAD MIX>200GDYED		10508		28801
521139 OTH W-FAB COT,MMF W>200G DYED	2727	13410		4329
521142 W-FAB COT DENM,MX MFW>200G/SQM		176048	3347	210745
521143 WOV FAB 3-4THR MX-MFW>200G/SQM		1029		
521149 OTH W-FB COT CLO YRN MMF>200G		3424		6940
521151 COT WOV FAB,MF,W>200G/SQM PRNT		5939		
521152 WOV FAB 3-4THRD MMF-W>200GPRNT			199	4506
521159 OTH W-FAB COT,MF,W>200G/SQM PR		7382	8198	218612
521211 OTH COT W-FAB UN-BL W 200G/SQM		83		12726
521213 OTH COT W-FAB DYED W 200G/SQM	95	11101	15	9184
521215 OTH W-FAB COT PRNTD W 200G/SQM		64	13771	15963
521222 OTH COT WOV FAB BLEAC>200G/SQM		6095		
521223 OTH COT WOV FAB DYED>200G/SQM	2641	17927	6396	17963
530890 OTH, YARN OF OTH VEG TEX FIBRE		14		59
530911 UN-BLE/BLE FAB CON>85%WT FLX		2192		
530919 OTH WOV FAB OF FLAX 85%OR MORE	523	25627	628	33212
530929 OTH WOV FAB OF FLAX<85% BY WT		3070		5483
531090 WOV FAB OF JUTE OR OTH TEX FIB				2384
540600 M-MADE FILAMENT YARN RETAIL-SL		85	267	267
540710 WOV FAB HI-TENACI YRN NYLON PO	5737	163576	3750	183943
540720 WOV FAB OBTAIN FROM STRIP,LIKE	11704	256364	18963	287216
540730 FAB PARALLEL SYNTH FILAMENT				32230
540741 FAB 85% OR MORE NYLON FILMENT	762	54299	89	61246
540742 OTH FAB 85% OR MORE DYED	129872	1232941	127340	1691505
540743 OTH W.FAB NYL FLAMT WT>85% DYE	100	28736	4978	41877
540744 OTH W.FAB FILA DIF COL NYL>85%	4209	72705	17326	32670
540751 OTH W.FAB TEXTURED POLY U-BLEA	339379	1643050	58947	895416
540752 OTH W.FAB TEXTUR POLY DYED 85%	409430	5934771	241301	4257974
540753 OTH W.FAB DIF COL TEXTUR POLYS	626	11769	463	1361
540754 OTH FAB TEXT POLY FIL PRINTED	37311	272278	51406	233770
540761 OTH FAB,NON-TEXT POLY FILAMENT	142742	1027183	67855	503724
540769 OTH FAB POLY FIL TEXTILE MAT	14641	204009	24727	213108
540771 OTH WOV FAB SYNTH FIL BL/UN-BL		7821		14752
540772 OTH WOV FAB SYNTH FIL DYED 85%	843	10852	177	8276
540773 OTH W.FAB DIF COL SYN FILA PRI		6359		
540774 OTH WOV FAB SYNTH FIL PRINTED		2205		120
540781 OTH W.FAB SYN MIX COT BL/UN-BE		1716		
540782 OTH WOV FAB MIXED COTTON DYED		51162	12	13927
540783 OTH FAB SYN TEXMAT COLOR DYED		242		5462
540784 OTH FAB SYN TEX SQM MATERUAK	13047	126684	9853	62438
540791 OTH WOV FAB SYN F/L BL/UN-BL		834		63
540792 OTH WOV FAB SYN F/L NS DYED		16043	856	15555
540793 OTH WOV FAB SYN F/L NES COLOUR		25101	183	7666
540794 OTH WOV FAB SYN FIL NES PRINT	12933	106858	18666	68552
540810 W.FAB HIGH TENCITY YRN VIS,RAY		38893		3131
540821 OTH WOV FAB ART. FIL BL/UN-BL	1875	20123	934	4757
540822 OTH WOV FAB ART. FIL DYED		3117		477
540823 OTH WOV FAB DIFFERENT COLOUR		5108	3947	22307
540824 OTH WOV FAB ART. FIL PRINTED				508
540831 OTH WOV FAB ART. FIL BL/UN-BL		190		
540832 OTH WOV FAB ART. FIL YARN DYED		632		326
540833 OTH WOV FAB ART.FIL YARN COLOR			1552	2208
551130 YARN ART STAPLE FIB FOR R/SALE		336		137
551211 WOV FAB OF SYN STAPLE FIBRE		34622		8854
551219 OTH WOV FAB OF SYN STAPLE FIB	14441	151768	4659	151486
551229 OW-FEB ACR STA FIB>85%WT ACRY	531	6351	2275	11281
551291 WOV FAB SYN STAP FIB BL/UN-BL		452		
551299 FAB WOV SYN FIB>85%BY WT SYNTH	570	2204	168	3650
551311 W.FAB SYN STA FIB MX COT 170G		47157		56579

Contd.

10.11 Imports by Economic Categories (Detail)

(In Thousand Rupees)

ITEMS	JUNE, 2015	FROM JULY, 2014	JUNE, 2014	FROM JULY, 2013
551312 W.FAB SYN STA FIB MX COT314THR				823
551321 W-FAB SYN STA FIB MX COT DYED		33397		34672
551323 POLYS,COT,STAP FIB<170G DYED		156	370	9513
551329 OTH FAB SYN STAP FINRE DYED		2612		64131
551331 WOV FAB SYN STAP FIB COLOUR YR		28014		33678
551339 OTH WOV FAB STAP FIB<170G/SQM	1535	3452		4084
551341 WOV FAB POLY STAP FIB PRINTED		1062		69
551349 O/W-FAB SYN STAP FIB MIX COTON	972	3256	598	7722
551412 W.FAB POLY STA FIB3-4 THRD>170				3331
551421 W-F POLY STAP FIB<85% DYED		5838		15852
551422 W-F POLY STAP FIB 3/4THRD DYED		11764	368	34821
551423 OTH FAB POLY FIB MIX COT DYED		886		16030
551429 OTH FAB<85% MIX COT SYN FIB		15126		3496
551430 WOV FAB SYN YARN DIFF COLO DYE	5	1818	53	2347
551441 W-F SYN FIB<85% MIX COT PRINT		3300		2341
551442 W-F POL FIB MIX COT 3-4T PRINT				846517
551443 O/W-FAB POL FIB MIX COT PRINT	146	2904		474
551449 O/W-FAB SYN MIX COT>170G PRINT	43	13469	59	13831
551511 O/W.FAB POLYS FIB MX VISCO RAY	346	49383	10385	92137
551512 O/W.FAB POLY FIB MIX M-MAD FIB		231		2539
551513 O/W FAB POLY FIB MIX WOL/F-HAI	60187	294586	7867	87489
551519 O/W FAB POLY STAP FIB MIX O/FI		7546		7961
551521 O/W FAB ARCYL FIB MIXED O/FIB	533	1903		23379
551522 O/W FAB ARCYL FIB MIX WOOL		4359		1587
551529 O/W FAB ARCYLIC FIB MIX OT/FIB	2754	114659	324	91097
551591 O/W FAB SYN FIB M-MAN-MADE FIL		52		
551599 O/W FAB SYN MIX OTH FIBRE N.S		59		947
551611 W-FAB ARTI FIB 85%>BL/UN-BLEA		59800		895
551612 W-FAB ARTI >85% BY WEIGH,DEYED	404582	4241975	137384	167384
551614 W-FAB ARTI FIB>85% WT PRINTED	20852	2464581	204956	239239
551621 W-FAB ART FIB<85%WT MM.FILAM	267	13174	3559	16049
551622 W-FAB ART FIB<85% WT MM-F DYED		307	12617	12638
551623 W-FAB ART FIB<85%WT D-COL,MM-F		14439		
551624 W-FAB ART FIB<85%WT MM-F PRINT		4439		5936
551632 W-FAB ART FIB<85%WT,WOL/HAI DY	6464	21961	136	2045
551634 W-FAB ART FIB<85% WT,WOL/HA PR		409		
551641 W-FAB ART FIB<85%WT COT UNBL/B				2890
551642 W-FAB ART FIB<85%WT MX COT DYE	2995	3115		123
551643 W-FAB ART FIB<85%WT MIX COTTON	854	854		
551644 W-FAB ART FIB<85% WT MIC PRINT	214	1214		68
551692 W-FAB ART FIB<85%WT MIX O/F DY		9194	2799	4712
551693 W-FAB ART FIB<85%WT D-COL,O/FI		4471		
560130 TEXTILE FLOCK,DUST & MILL NEPS	6707	66419	6579	53877
560210 NEEDLELOOM FELT STICH-BOND FIB	15599	134604	22026	101712
560221 FELTS OF WOOL/HAIR,NOT COATED		1104		750
560229 FELTS OTH TEXT MATE, NOT COATD		621		1649
560500 METALLISED YARN,TEXTILE YARN	304810	2408686	139684	1349633
560900 ARTICLES OF YARN,STRIP ROPE	167	27385	2145	6905
570110 CARPT/OTH TEX FLOR COVER KNOTD	10075	210458	20705	224074
570190 CARPETS,KNOT OF OTH TEX MATERL	38	2285	39	812
570210 KECEM,SCHUMACKS,KARAMAE.ETC.	1768	13915	682	8106
570220 FLOOR COVERING COCONUT FIBRES			206	206
570231 CARPETS F/COV.PILE CONS,M/MADE				2252
570232 CARPET F/COV.P/LONS NOT TEXMAT	443	2164	185	1281
570239 CARPETS ECT.AOT.MADE O/TEX MAT		230		1335
570241 CARPET ETC.P/CONS.WOOL WOV.M/M	1035	44260	1044	6081
570242 CARPETS OTH.P/CONS.M/M/TEXT.	15944	256730	35721	235345
570249 CARPETS ETC.MADE OTH.TEX MATEL	44	1239		
570292 CARPET ETC. MAN/M TEX MATERIAL		5		
570299 OTH CARPETS ETC.MADE O/TEX/MAT		416	693	915

Contd.

10.11 Imports by Economic Categories (Detail)

(In Thousand Rupees)

ITEMS	JUNE, 2015	FROM JULY, 2014	JUNE, 2014	FROM JULY, 2013
570310 CARPET ETC WOOL/FINE ANIM HAIR		54		29
570320 CARPETS/TUFTED OF NYLON/POLYA	48632	192077	7380	166751
570330 CARPETS ETC.TUFT MAN/M TEX MAT	43190	427891	42586	335957
570390 CARPET/TUFT CARS/VEH O-TEX MAT	310	7448	43	4228
570410 TILES, < 0.3 SQM AREA.		14725		7025
570490 OTH CARPETS ETC.FELT N/TUFTED	62411	634518	30811	623728
570500 OTH CARPETS&OTH FLOOR COVERING		10472	139	8388
580110 WOV.PILE FAB.CHENILLE FAB.WOOL				65
580122 CUT CORDUROY, OF COTTON	1528	18386	1813	39998
580123 OTH WEFT PILE FAB.OF COTTON.				395
580126 CHENILLE FABRICS, OF COTTON	1293	10345	1245	19416
580127 WARP PILE FABRICS OF COTTON	1381	4205		1994
580131 UNCUT WEFT PILE FAB.M-MADE FIB				
580132 CUT CORDUROY, MAN-MADE FIBRES.	670	1875		
580133 OTH WEFT PILE FAB.M/MADE FIBRE	1563	2334		
580136 CHENILLE FAB. MAN-MADE FIBRES.	3094	13397	355	43047
580137 WARP PILE FABRICS OF COTTON	436	9290	1870	13775
580190 OTH PILE&CHENILLE FAB.TEX.MAT	14688	302542	7016	91370
580211 TERRY TOWEL&S/WOVEN TEYFAB.UBL		4		55
580219 OTH TERRY TOWEL/FABRICS,OF COT	654	4330	350	1072
580220 TERRY TOWEL/FABRICS, TEX.MAT	2699	14005		22226
580230 OTH TUFTED TEXTILE FABRIC		71		423
580300 GAUZE,OTHER THAN NARROW FABRIC	139	139		
580410 TULLES AND OTHER NET FABRICS	1017	13735	684	8532
580421 LACE MACHINE MADE,M-MADE FIBRE	1076	55132	882	25983
580429 OTH,LACE MACHINE MADE,OTH MAT.	31837	251785	18895	110148
580430 LACE HAND MADE	125	10923	1179	17501
580610 WOV.PILE FAB.& CHENILLE FABRIC	14	1809	32	6899
580620 OTH WOV. FAB. ELASTOMERIC YARN	15944	261084	47963	456466
580631 OTH NARROW WOV FAB, OF COTTON.		1986		9042
580632 OTH NARROW WOV FAB,M/MADE FIB.	36247	467714	35247	411863
580639 OTH,NARROW WOV.FAB,TEX.MAT	2367	120095	46777	417696
580640 OTH FABRICS,WARP W/OUT WEFTASM	453	921		20591
580710 LABEL,BADGES ETC.TEXTMAT,N/EMB	75766	976190	133522	1208668
580790 OTH,LABELS,BADGES&ART.TEX/MAT	35355	788775	127217	1624202
580810 BRAIDS IN THE PIECE	4262	4270		2163
580890 OTH,ORNAMENTAL TRIM,TASSEL ETC	4086	57958	5653	54034
580900 WOV FAB.OF METAL TAREAD/YARN.		217	500	1477
581010 EMBROIDERY W/OUT VISIBLE GROND		65	15	273
581091 OTHER EMBROIDERY,OF COTTON		1821		2161
581092 OTH EMBROIDERY,M-MADE FIBRES	415	12723		276
590190 OTH TRACING CLOTH,BUCKRAM ETC.	49330	475717	36554	313449
590210 TYRE CORD FAB HIT.YARN NYLPLMD	98871	1444217	142095	1525748
590220 TYRE CORD FAB H/T YARN POLYSTR	15371	288620	17672	280997
590390 OTH,TEX FAB IMP,LAM, PLASTIC.	141924	946916	112310	761720
590410 LINOLEUM		1287		
590800 TEX WICKS,WOVEN,LAMP,LIGHTERS	88	1775	33	2894
590900 TEX HOUSE PIPING/TEX TUBING.	8326	91010	6217	72852
591190 OTH, TEX PRODUCTS/ ARTICLES,	22369	279442	25630	268216
600110 LONG PILE, FABRICS	1241	26025	20657	86258
600121 LOOPED PILE FABRICS,COTTON	23	657	59	1025
600122 LOOPED PILE FAB,MAN-MADE FIBRE		32278	2452	32912
600129 LOOPED PILE FAB,OTH TEX MAT.	24047	87417	14677	240428
600191 OTH PILE FAB,KNIT/CROCH,OF COT	2	8500	3512	8422
600192 OTH PILE FAB,KNIT/CROCH,M-MADE	557734	5066947	208358	2471302
600199 OTH PILE FAB,KNIT/CROCH,O/TXTM	7174	86349	8621	39801
600240 KNIT CROCH FAB<30CM,ELASTOME5%		1207		6404
600290 OTH,KNIT/CROC FAB<30CM,ELAST5%	2165	20662	1612	15124
600310 KNIT/CRO FAB WOL/HAIR WD!>30CM		12		117
600330 KNIT/CRO SYN-FIBRE WD !>30CM		3382		

Contd.

10.11 Imports by Economic Categories (Detail)

(In Thousand Rupees)

ITEMS	JUNE, 2015	FROM JULY, 2014	JUNE, 2014	FROM JULY, 2013
600340 KNIT/CRO ART-FIBRE WD !>30CM			596	682
600390 OTH KNIT/CRO FAB WD !>30CM		2573	8	3879
600410 KNIT/CRO FAB WD>30CM ELASTYR5%	14422	114175	2630	108643
600490 OTH KNIT/CRO FAB WD>30CM ELAST	1286	45065	3086	30770
600522 WRAP KNIT FAB OF COTTON DYED		2284	34	7968
600523 WRAP KNIT FAB OF DIFFCLUR YRN				731
600531 WRAP KNIT FAB SYN.FIB UNBL/BLE	27028	82702		129400
600532 WRAP KNIT FAB SYN.FIBRE DYED	172161	1010148	73238	391431
600533 WRAP KNIT FAB SYN.FIB DIF COLO		5375	3608	18604
600534 WRAP KNIT FAB SYN.FIB PRINTED		25670		
600542 WRAP KNIT FAB ART FIB DYED	363	4274		9617
600590 WRAP KNIT FAB O/TH H-6001-6004	18478	88758	6957	42635
600610 OTH KNIT/CRO FAB OF WOOL/HAIR		94		
600621 OTH KNIT/CRO FAB COT UNBLE/BLE				1138
600622 OTH KNIT/CRO FAB COTTON DYED		60	451	2443
600623 OTH KNIT/CRO FAB COTON COLOR		12011		
600624 OTH KNIT/CRO FAB COTON PRINTED		733		152
600631 OTH KNIT/CRO FAB SYN.FIB UNB/B	77	2229		
600632 OTH KNIT/CRO FAB SYN.FIB DYED	125701	1356067	178426	1459294
600633 OTH KNIT/CRO FAB SYN.FIB COLOR	301	11156	1712	9235
600634 OTH KNIT/CRO FAB SYN.FIB PRINT	5000	49506	23695	123242
600642 OTH KNIT/CRO FAB ART FIB DYED		254		6738
600643 OTH KNIT/CRO FAB ART FIB COLOR			815	815
600644 OTH KNIT/CRO FAB ART FIB PRINT		180		3890
600690 OTH KNITTED CROACHED FABRICS	8920	231221	8245	212101
610120 MEN/BOYS OVERCOAT/SIM ARTICLE	60	5804	149	511
610130 MEN/BOYS WIND JACKET/SIM ART.		510		1297
610190 OVERCOAT ETC.MEN OTH TEX KNIT.	7364	45741	2672	34644
610210 APPAREL/CLOTH/ACCESSORIES,WOOL		642		44
610220 APPAREL/CLOTH ACCES,OF COTTON,		75	72	254
610230 APPAREL/CLOTH ACCES,M-MADE FIB		94	16	16
610290 APPAREL/CLOTH OF TEX MATEL,	233	4102	118	7024
610310 SUITS MEN'S/ BOYS KNITTED/CROC	3762	19097	2793	21557
610322 MEN/BOYS,ENSEMBLE,COTTON,KN/CR	10	404		1265
610323 MEN/BOYS,ENSEMBLE SYN/FIB,KNIT		567	1377	1377
610329 MEN/BOYS,ENSEMBLE OTH TEX MAT,	1240	7739	244	1984
610331 JACKET/BLAZER MEN/BOY,WOOL F/H		99		
610332 JACKET/BLAZER MEN/BOY COT/KNYI		20169		577
610333 JACKET/BLAZER MEN/BOYS SYN FIB	3	392		4240
610339 JACKET/BLAZER MEN/BOYS OTH TEX		18670	177	8277
610342 TROUSERS,ETC.MEN/BOYS COT/KNIT	2771	4802	117	2063
610343 TROUSERS, ETC.MEN/BOYS SYN FIB		854		37
610349 TROUSERS,ETC.MEN/BOYS TEX MAT	510	9348	2625	10926
610413 WOMEN/GIRLS,SUITS SYN FIBLE.		8	17	17
610419 WOMEN/GIRLS,SUITS OTH TEX MAT		683	143	4531
610422 WOMEN/GIRLS,ENSUMBLE,COTT/KNIT	31	1105		638
610423 ENSEMBLES W/GRIL SYN KNIT/CROC		25940		259
610429 WOMEN/GIRLS ENSEMBLE,TEX MAT		1075	2	48
610431 JACKETS/BLAZER W/GIRL WOL K/CR				313
610432 JACKET/BLAZER W/GIRL COT KN/CR	9	1499	48	1524
610433 JACKE/BLAZER W/GIRL SYN KN/CR	2	4326	3422	3527
610439 JACKE/BLAZ W/GIRL OTH TEX K/CR	95	9708	12	2291
610442 DRESSES W/GIRL COTTON KNIT/CRO		1413		3708
610443 DRESSES W/GIRL SYN FIB KNIT/CR		38		
610444 DRESSES W/GIRL ARTFIB KNIT/CR				143
610449 DRES W/GIRL OTH TEX MAT KNT/CR	31	44	97	862
610451 SKIRTS/D-S W/GIRL WOOL/HAIR KN				38
610452 SKIRTS/D-S W/GIRL COT KNIT/CRO		742	17	141
610453 SKIRTS/D-S W/GIRL SYN KNIT/CRO	20	601	2391	2514
610459 SKIRTS/D-S W/GIRL OTH TEX K/CR	90	633		193

Contd.

10.11 Imports by Economic Categories (Detail)

(In Thousand Rupees)

ITEMS	JUNE, 2015	FROM JULY, 2014	JUNE, 2014	FROM JULY, 2013
610462 TROUSERS ETC OF COTTON KNI/CRO	81	1278	7	2491
610463 TROUSERS ETC OF SYN FIB KNITED	568	2838	1656	6465
610469 TROUSERS ETC OF OTH TEX MAT KN	190	5235	459	7205
610510 MEN/BOYS SHIRTS COTTON KNI/CRO	4622	36594	1853	47355
610520 MEN/BOYS SHIRTS M-MAD FIB K/CR	2769	16904	1224	11057
610590 MEN/BOYS SHIRTS O/TEXTILE K/CR	32813	226877	17893	174439
610610 W/GIRL SHIR/BLOUSES COT KN/CRO	2220	22540	458	20610
610620 W/GIRL SHIR/BLO M/MADE FIB K/C		2447	1283	10742
610690 W/GIRL SHIR/BLOU OTH TEXMATK/C	3502	11976	900	11346
610711 UNDERPANTS ETC M/BOY COT KN/CR	274	11951	1118	13596
610712 UNDERPANT ETC M/BOYS M/MAD FIB		399		129
610719 UNDERPANT ETC M/BOYS OTH T/MAT	1148	3436	1104	4200
610721 NIGHTSHIRTS&PYJAMAS OF COTTON	254	3341	1740	10787
610722 NIGHTSHIRTS&PYJAMAS M/MADE FIB		313		697
610729 NIGHTSHIRT/PYJAMAS OTH TEX MAT	166	1824	310	1221
610791 BATHROBES ETC OF COTTON M/BOYS	407	834		158
610799 BATHROBE ETC OF OTH TEX KN/CRO	26	4759	1318	2168
610811 WO/GIRL SLIP, PETTICOAT KNIT/CR	2135	4855		2059
610819 SLIP PETTICOAT OTH TEX MATERIA		25		1546
610821 W/GIRL BRIEF/PANTIES COT KN/CR	195	5902		3006
610822 W/GIRL BRIEF/PANTIES M/MAD FIB		2798		1357
610829 W/GIRL BRIEF/PANTIES OTH T/MAT	2	1706	333	3212
610831 W/GIRL N-DRESS/PAJAMA COT KN/CR	616	5519		2507
610832 W/GIRL N-DRESS/PAYJAMS M/M FIB		174		316
610839 W/GIRL N-DRESS/PAJAMAS TEX MAT	62	7976	155	1590
610891 BATHROBE W/GRL COTTON KNIT/CRO	42	2371	1686	1881
610892 BATHROBE W/GRL MAN-MADE KN/CRO	4	2251	368	805
610899 BATHROBE W/GRL OTH TEX KNI/CRO	81	2278	23	730
610910 T-SHIRT, SINGLET, VEST COT K/CR	32752	406027	38941	248852
610990 T-SHIRT, OTH TXT KN/CR	38055	298128	27352	264114
611011 JERSEY, PULOVER, CARDIGAN, WOLLEN	124	23716	73	10973
611012 JERSEY, ETC. WOOL, KASHMIR GOAT		3		
611019 OTH JERSEY PULOVER ETC. WOOLEN	118	2284		6593
611020 JERSEY, PULOVER ETC. OF COT K/C	274	38957	103	37778
611030 JERSEY, PULOVER M/MADE FIB K/C	2155	120346	898	189867
611090 JERSEY, ETC. OTH TEXT. MATERIAL	14530	269605	21241	249612
611120 BABY GARMENT OF COTTON KNIT/CR	3572	83772	2143	66713
611130 BABY GARMENT OF SYN FIB KNI/CR	4854	34257	3833	45050
611190 BABY GARMENT OF OTH TEX KNI/CR	103843	666110	59373	499165
611211 TRACK SUITS COTTON KNIT/CROCH	65	162		34
611212 TRACK SUITS SYB FIB KNIT/CROCH		514		585
611219 TRACK SUITS OTH TEX MAT KNI/CR	12	1649	318	1908
611231 MEN/BOYS SWIMWEAR SYN FIB K/CR			353	731
611239 MEN/BOYS SWIMWEAR OTH TEX K/CR	1397	4238	939	1567
611241 WOM/GIRL SWIMWEAR SYN FIB K/CR	198	1390	165	768
611249 WOM/GIRL SWIMWEAR OTH TEX K/CR	14	444		665
611300 GARMENT MADE UP KNIT/CROCH FAB	35	495		1290
611420 OTH GARMENT COTTON KNIT/CROCH	207	2174	50	4610
611430 OTH GARMENT MAN-MADE FIB KN/CR		626	109	1764
611490 OTH GARMENT, OTH TEX MAT KN/CRO	5530	62747	2260	45721
611510 GRADUATE COMPRESS HOSIERY	6712	173238	3969	84467
611521 OTHER PANTY HOSE AND TIGHTS	247	1815	145	7760
611522 O-PANTY HOSE&TIGHTS S-FIB>67DX				39
611529 O-PANTY HOSE OTH-TEXTILE MATE	908	23208	290	18157
611530 OTH-W-MEN FULL/KNEE LENG HOSIE	11857	54511	1621	33707
611594 OTH HOSIERY WOOL/FINE ANI HAIR				1875
611595 OTH HOSIERY OF COTTON	948	8013	608	27549
611596 OTH HOSIERY OF SYNTHETIC FIBRE	313	1145		570
611599 OTH HOSIERY OF OTH TEX MATERIL	1108	9378		7934
611610 GLOV, MITTEN, ETC PCAS/RUBER K/C	3	5619	656	82341

Contd.

10.11 Imports by Economic Categories (Detail)

(In Thousand Rupees)

ITEMS	JUNE, 2015	FROM JULY, 2014	JUNE, 2014	FROM JULY, 2013
611691 GLOVE,MITTN,MIT KN/CR WOL/HAIR		11	221	319
611692 GLOVE,MITTENS ETC KN/CROC COTT	50	2290	1085	1934
611693 GLOVE,MITTENS ETC KNIT SYN FIB	2293	5437	115	341589
611699 GLOVE,MITTENS ETC KNIT TEX MAT	103	10124	2391	58350
611710 SHAWL,SCARVE,MUFFLER,VEILS ETC	17113	83173	2332	52213
611780 OTH MADE UP CLOTHING ACCESRIES	679	38201	842	9460
611790 PARTS OF GARMENT OR CLOTH ACSS	843	4797	482	14544
620111 MEN/BOYS OVERCOAT WOOL NOTKNIT		493		559
620112 MEN/BOYS OVERCOAT COT NOT KN/C	13	2061	195	1786
620113 OVERCOAT MAN-MADE FIB NOT KNIT		170		552
620119 OVERCOAT SIM ART OTH TEX MATER	472	61854	2126	43934
620191 OTH OUTER GARMENT WOOL MEN/BOY		1150		30
620192 OTH OUTER GARMENT COT MEN/BOYS		4138		4871
620193 OTH OUTER GAR M/MADE FIB M/BOY	10	13252	1427	33608
620199 OTH OUTER GAR OTH TEX MAT M/BY	443	9021	189	8587
620211 OVERCOAT ETC W/GRL WOOL N/KNIT		17		
620212 OVERCOAT ETC W/GRL COT N/KNIT	54	3611		589
620213 OVERCOAT ETC W/GRL M/MAD N/KNT		7704		1191
620219 OVERCOAT ETC W/GRL O/TEX N/KNT		17717		2710
620291 SKI/JACKET W/GRL WOOL NOT KNIT				47
620292 SKI/JACKET W/GRL COT NOT KNIT		953		630
620293 SKI/JACKET W/GRL M/MADE N/KNIT		1103		796
620299 SKI/JACKET W/GRL TEX MAT N/KNT	148	6379	168	4491
620311 SUIT MEN/BOYS OF WOOD NOT KNIT		10024		3119
620312 SUIT MEN/BOYS SYN FIB NOT KNIT		816		78
620319 SUIT MEN/BOYS TEX MAT NOT KNIT	5717	92353	14773	133783
620322 ENSEMBLE MEN/BOY COT NOT KNIT	5262	12813	374	11880
620323 ENSEMBLE MEN/BOY SYN FIB N/KNT	6186	7123	340	763
620329 ENSEMBLE MEN/BOY OTH TEX N/KNT	305	12674	3213	17984
620331 JACKET ETC MEN/BOY WOOL N/KNIT		2518		
620332 JACKET ETC MEN/BOY COT N/KNIT	3	4254	79	7152
620333 JACKET ETC MEN/BOY SYN FIB N/K	931	7356	500	8242
620339 JACKET ETC MEN/BOY OTH TEX N/K	15518	274585	5298	147993
620341 TROUSER,BIB,BRES ETC WOL M/BOY	888	20284	688	32703
620342 OTH TROU BIB M/BOY COTT N/KNIT	6215	80969	5298	115200
620343 OTH TROU BIB M/BOY SYN N/KNIT	857	29833	483	10610
620349 OTH TROU BIB M/BOY TEXT N/KNIT	46071	367906	42088	415998
620411 SUIT WOMEN/GRL OF WOOL N/KNT		8		19
620412 SUIT WOMEN/GRL OF COT N/KNIT		1003	457	1283
620413 SUIT WOMEN/GRL OF SYN N/K		49		
620419 SUIT WOMEN/GRL OF TEX MAT N/K	2139	8615	698	4499
620421 ENSEMBLE WOMEN OF WOOL N/KNIT				83
620422 ENSEMBLE WOMEN OF COT N/KNIT	71	137		
620423 ENSEMBLE WOMEN OF SYN FIB N/K	2	2		
620429 ENSEMBLE WOMEN OF TEX FIB N/K	447	832		365
620431 JACKET W/GRL OF WOOL NOT/KNIT				13
620432 JACKET W/GRL OF COT N/KNIT	32	1454		562
620433 JACKET W/GRL OF SYN FIB N/KNIT	7011	21903		35451
620439 JACKET W/GRL OF TEX MAT N/KNIT	119	5607		10797
620442 DRESSES W/GRL COTTON NOT KNIT	4912	35446	2376	25918
620443 DRESSES W/GRL SYN FIB NOT KNIT	21	463	65	5443
620444 DRESSES W/GRL ART FIB NOT KNIT		14633		633
620449 DRESSES W/GRL TEX FIB NOT KNIT	94	83483		3122
620452 SKIRTS W/GRL COTTON NOT KNIT	912	2817	179	2940
620453 SKIRTS W/GRL SYN FIB NOT KNIT	75	6330		131
620459 SKIRTS W/GRL TEX FIB NOT/KN/CR		334	43752	44240
620461 TROUSER W/GRL WOOL NOT KNIT/CR	2895	2895		604
620462 TROUSER W/GRL COTTON NOT KNIT	4830	38505	267	27208
620463 TROUSER W/GRL SYN FIB NOT KNIT	13	73	31	237
620469 TROUSER W/GRL TEX MAT NOT KNIT	589	26538	974	26982

Contd.

10.11 Imports by Economic Categories (Detail)

(In Thousand Rupees)

ITEMS	JUNE, 2015	FROM JULY, 2014	JUNE, 2014	FROM JULY, 2013
620520 SHIRTS MEN/BOYS OF COT N/KNIT	5881	83980	6899	58438
620530 SHIRTS MEN/BOYS OF M/MAD N/KNIT	3	3663		8082
620590 SHIRTS MEN/BOYS OF TEX MAT N/K	6978	48201	3593	39129
620610 BLOUSES W/GRL SILK NOT KNITTED				298
620620 BLOUSES W/GRL WOOL NOT KNITTED				68
620630 BLOUSES W/GRL COT NOT KNITTED	222	15440	1184	15125
620640 BLOUSES W/GRL M/MADE NOT KNIT	230	8171	13	2540
620690 BLOUSES W/GRL TEX MAT NOT KNIT	843	16111	520	8917
620711 UNEDERPANT ETC MEN/BOY COTTON	3973	7682	250	7017
620719 UNDERPANTS ETC MEN TEX MAT NK		2527		3829
620721 NIGHTSHIRT/PYJAMA MEN COT N/K	70	505		1015
620722 NIGHTSHIRT/PYJAMA MEN M/MAD NK		63		
620729 NIGHTSHIRT/PYJAMA MEN T/MAT NK	1802	16342	1126	21777
620791 BATHROB ETC MEN COTTON N/KNIT		12		49
620799 BATHROB ETC MEN TEX MAT N/KNIT	456	5103	429	2727
620811 SLIPS/PETTICOAT W/GRL COT N/NK				19
620819 SLIPS/PETTICOAT W/GRL T/MAT NK	54	803	867	1737
620821 NIGHTDRESS/PYJAMA WOMEN COT NK	5	2921	50	50
620822 NIGHTDRESS/PYJAMA WOMEN M/M NK	423	1870	474	1219
620829 NIGHTDRESS/PYJAMA WOMEN T/M NK	3021	28757	1552	15574
620891 BATHROB ETC W/GRL COTTON N/NK	90	1094	227	1038
620892 BATHROB ETC W/GRL M/MAD FIB NK		1911		146
620899 BATHROB ETC W/GRL TEX MAT N/NK	406	7288	735	6758
620920 BABIES GARMENT ETC COT N/KNIT	3778	22435	488	7680
620930 BABIE GAR&CLOTH SYN FIB N/KNIT		952	191	875
620990 BABIE GAR&CLOTH TEX MAT N/KNIT	71763	622589	82466	570255
621010 GAR MADE UP FAB H-56.02/56.03	399	10476	461	4822
621020 OTH GAR MEN/BOY H-6201-11,19	6	310		2495
621040 OTH MEN/BOYS MADE UP FAB	62	2035	157	2947
621050 OTH MEN WOMEN/GIRL FAB N/KNIT	358	2965	38	2639
621111 SWIMWEAR MEN/BOYS NOT KNITTED	66	1393		1074
621112 SWIMWEAR WOM/GIRL NOT KNITTED	10	135	89	1169
621120 SKI SUITS NOT KNIT/CROCHETED		97		47
621132 OTH GAR MEN/BOYS OF COTTON	21	1886	153	4903
621133 OTH GAR MEN/BOYS OF M/MADE FIB	170	3906	31	3543
621139 OTH GAR MEN/BOYS OF TEX MATERI	1380	8205	856	71617
621142 OTH GAR WOM/GIRL OF COTTON	67	2591		227
621143 OTH GAR WOM/GIRL OF M/MADE FIB	8	1352	1205	3360
621149 OTH GAR WOM/GIRL OF TEX MATERI	66	7948	360	5970
621210 BRASSIERES	62757	551373	35806	272834
621220 GIRDLES AND PANTY-GIRDLES	4692	20953	1219	13590
621230 CORSELETTES		44		
621290 BRACES,SUSPENDERS,GARTER&PARTS	6188	38216	5126	49902
621320 HANDKERCHIEFS OF COTTON	4503	27089	3171	18218
621390 HANDKERCHIEFS OF OTH TEX MAT	9346	62798	7610	39598
621410 SHAWLS,SCARVES ETC & LIKE SILK		1590		42
621420 SHAWLS,SCARVES ETC & LIKE WOOL		14838	207	1849
621430 SHAWL,SCARVE ETC&LIKE SYN FIB	283	18032	1966	15967
621440 SHAWL,SCARVE ETC&LIKE ART MAT		11240		8960
621490 SHAWLS OF OTH TEX MATERIALS	22615	157003	12013	81109
621510 TIES,BOW TIES&CRAVATS OF SILK	930	5313	257	10748
621520 TIES,BOW TIES&CRAVATS M/M FIB	1051	3331	78	3001
621590 TIES,BOW TIES&CRAVATS TEX MAT	4051	13774	1909	10666
621600 GLOVES, MITTENS AND MITTS.	2073	81980	1528	35125
621710 MADE UP CLOTHING ACCESSORIES	8945	97804	21908	170976
630110 ELECTRIC BLANKETS		278		2930
630120 BLANKET/TRAVEL RUGS OF WOOL/H	21	6648	96	2729
630130 BLANKET/TRAVEL RUGS OF COTTON	35	384		1859
630140 BLANKET/TRAVEL RUGS OF SYN FIB	211630	3038923	164628	2419966
630190 BLANKET/TRAVEL RUGS OF TEX MAT	4174	105928	12431	130588

Contd.

10.11 Imports by Economic Categories (Detail)

(In Thousand Rupees)

ITEMS	JUNE, 2015	FROM JULY, 2014	JUNE, 2014	FROM JULY, 2013
630210 BED LINEN,KNITTED/CROCHETED	14568	107657	8967	94294
630221 OTH BED LINEN,PRINTED,N/KNIT	35	7111		9345
630222 OTH BED LINEN,PRINTED M/MADE		1535	101	722
630229 OTH BED LINEN,PRINTED MILL-MAD		1918		1826
630231 OTH BED LINEN COTTON N/KNIT/CR	82	13782	1373	9311
630232 OTH BED LINEN OF MAN-MADE FIB		531	885	1042
630239 BED LINEN OTH TEX MAT NOT KNIT	810	35926	2846	89223
630240 TABLE LINEN KNITTED/CROCHETED		305	19	272
630251 TABLE LINEN OF COTTON KNITTED		491	4	1658
630253 TABLE LINEN OF MAN-MADE FIBRES				107
630259 TABLE LINEN OF OTH TEX MATERIA		58	5	856
630260 TOILET & KITCHEN LINEN COTTON	429	9108	286	6223
630291 OTH TOILET/KITCHEN LINEN COTTN	174	1379	127	482
630293 TOILET/KITCHEN LINEN M/MAD FIB		79	29	514
630299 TOILET/KITCHEN LINEN TEX MAT	46	7631	235	1158
630312 CURTAINS/BLINDS/VALANCE SYN FIB		565516		7886
630319 CURTAINS/BLINDS/VALANCE TEXMAT		1005	44	1704
630391 OTH CURTAN,BLIND,VALANC OF COT	29	252	304	2961
630392 OTH CURTAINS/VALANCE OF SYN FIB	13551	56222	2373	32873
630399 OTH CURTAINS/VALANCE OF TEXMAT	1667	7239	1106	5247
630411 BED-SPREADS KNITTED/CROCHETED	60	3853	49	4598
630419 BED-SPREADS, OTHERS	350	7694	664	69233
630491 OTH FURNISHING ARTICLES KNITED	2745	26607	1539	28697
630492 OTH FURNISHING ARTICLE COT KNT		131		2395
630493 OTH FURNISHING ARTICLE SYN FIB	203	2426	1793	3811
630499 OTH FURNISHING ARTICLES TEXMAT	223	491		14880
630510 SACK/BAGS OF JUTE OTH TEX FIB	53811	198590		6324
630520 SACKS AND BAGS OF COTTON		726	136	302
630532 SACK/BAGS MAN-MADE TEX MATERIL	3740	62758	41506	385879
630533 SACK/BAGS OF POLYETHYLENE/PROP	14826	155905	26977	211235
630539 OTH SACK/BAGS MAN-MADE TEX MAT	16020	289984	6633	199890
630590 SACKS/BAGS OTH TEX MATERIAL	346	27334	2138	21295
630612 TARPULINS,AWNINGS ETC SYN FIB	13885	156221	8946	141719
630619 TARPULINS,AWNINGS OF TEX MAT	2292	6244	2613	12386
630622 TENTS OF SYNTHETIC FIBRES	1281	58280		33636
630629 TENTS OF OTH TEX MATERIAL	1629	25813	766	32018
630630 SAILS OF OTH TEXTILE MATERIAL		56		76
630640 PNEUMATIC MATTRESSES OTH TEX-M			32	32
630690 OTH CAMPING GOODS OTH TEX NAT		19705	229	1935
630710 FLOOR/DISH/CLEANING CLOTH ETC	6725	35956	1909	21096
630720 LIFE-JACKETS AND LIFE-BELTS	3923	26554	1542	16927
630790 OTH MADE UP ARTICLE DRESS PTN	33881	332057	34014	242369
631090 USED&NEW RAGS,SCRAP ETC TEXMAT	3864	55640	7900	44573
640110 FOOTWEAR INCORPORATPROTE M-TOE		2097	238	4136
640192 OTH FOOTWEAR COVERING ANKLE		35		
640199 OTH FOOTWEAR NES UPPER NOT FXD	434	7339	417	5159
640212 SPORTS FOOTWEAR,SKI-BOOT ETC		210		144
640219 OTH SPORTS F-WEAR SOLES RUB/PL	20825	60070	1166	61943
640220 F-WEAR WITH UPPER STRAP ASSEMB	4595	26076	3660	13815
640291 F/WEAR COV ANKLE SOLE/UPPERS		3108	213	213
640299 OTH F/WEAR SOLE/UPPER RUB/PLAS	31573	189546	16430	200366
640312 SPORTS FOOTWEAR SKI/SNOWBOARD		1389		
640319 OTHER; SPORTS FOOTWEAR	84657	674782	72152	683441
640320 FOOTWEAR OUTER SOLE OF LEATHER	19720	127832	10373	93138
640340 OTH FOOTWEAR WITH METLTOE CAP	8266	65103	4083	34664
640351 OTH FOOTWEAR SOLE COV ANKLE	337	8397		493
640359 OTH FOOTWEAR OUTERSOLE LEATHE	1101	13803	59	5054
640391 OTH F-WEAR OUTERSOLE COMP LEA	6556	89659		17519
640399 OTH F-WEAR O/S RUB, PLAS, LEA	106980	1126327	130249	1176704
640411 SPORTS FOOTWAR SHOES RUB/PLAS	57047	531177	23232	427698

Contd.

10.11 Imports by Economic Categories (Detail)

(In Thousand Rupees)

ITEMS	JUNE, 2015	FROM JULY, 2014	JUNE, 2014	FROM JULY, 2013
640419 OTH FOOTWEAR OUTER SOLE RUB/PL	347716	2852694	263111	1716052
640420 FOOTWEAR OUTERSOLE COMP LEATHR	3842	6351	1414	22109
640510 FOOTWEAR UPPER/COMP LEATHER	262336	2570039	338207	2381041
640520 FOOTWEARS UPPER TEX MATERIAL	1302	80703	671	59626
650200 HAT-SHAPE,PLAITE LINED N/TRIM		27		111
650400 HATS&OTH HEADGEAR PLAITED	159	2572	87	31735
650500 OTH HATS AND HEADGEAR KNITTED	2554	26046	1790	12922
650610 SAFETY HEADGEAR	24708	240051	9930	200092
650691 OTH HEADGEAR RUBBER/PLASTICS	700	2969	151	1718
650699 OTH HEADGEAR OF OTH MATIRIALS	2561	9567	194	24907
650700 HEADBAND LINING COVERHAT FOUN	4064	13894	302	6155
660110 GARDEN OR SIMILAR UMBRELLAS	11357	68237	2923	29053
660191 OTH UMB WITH TELESCOPIC SHAFT		131		101
660199 OTH UMBRELA/SUN UMBRELLAS	4079	84624	8733	59789
660200 WALKING STICKS SEAT STICKS	3073	4833	28	2723
660320 UMBRELLA FRAMES INCL F/MOUNTED		716	25	2358
660390 OTH PATS/FITTING UMBRELLAS		509	17	257
670100 SKINS AND OTH PARTS OF BIRDS		63		
670210 ARTICLE MADE ARTIFICIAL FLOWER	4148	31998	3499	24627
670290 ARTIFICIAL FLOWER,FOLIAG O/MAT	28005	231832	24045	143772
670300 HUMAN HAIR DRESSED THINNED BLE		11		191
670411 COMPLETE WIG OF SYN.TEXT MAT.	86	294	75	470
670419 OTH BEARD, EYE BROW SYN.TEX MA	135	3053	410	2233
670420 WIGS,BEARDS OF HUMAN HAIR	125	305	116	136
691090 OTH CERAMIC SINKS WASHBASIN PE	15201	34061	320	10947
691110 TABLEWARE & KITCHENWARE	140310	1708212	123894	1161618
691190 OTH HOUSEHOLD ARTICLES OF PORN	29394	291437	16125	196410
691200 CERAMIC TABLEWEAR KITCHENWEAR	4347	73180	1646	25854
691310 STATUT ORNAMENT PORCELAIN CHI	116	3397		269
700992 FRAMED GLASS MIRRORS	9774	95296	10891	75194
701010 AMPOULES	19057	279359	12816	241779
701020 STOPPERS,LIDS AND OTH CLOSURES	4623	44749	991	23338
701190 OTHER, GLASS ENVELOPES	36	2126	345	1460
701310 INDOOR D?COR OF GLASS CERAMICS	4772	85439	8199	78941
701322 STEMWARE DRIN GLA LEAD CRYSTAL		4	7	12
701328 OTH STEMWARE DRINKING GLASS	634	31573	1605	10617
701333 O-DRINKING GLASS LEAD CRYSTAL	103	544		
701337 OTH DRINKING GLASS O/T GL-CEMI	27711	129940	1066	38493
701341 G-WARE TABLE,KICH LEAD CRYSTAL		146		148
701342 G-WARE LINEAR C-EXPENSION-5x10	41	1089		205
701349 O-GL-WARE L-C-EX=5x10 T,0-300C	144515	743196	46072	470987
701391 OTH GLASS-WARE OF LEAD CRYSTAL	200	4662		787
701590 OTH CLOCK/WATCH/NON-CORRETVE	453	1845	382	1606
701690 OTH PAVING BLOCKS/SLABS/BRICKS	694	17663	929	10460
701710 LAB HYG/PHAR GL-WARE W/N GRADU	7444	59034	4784	43455
701720 LAB HYG/PHAR GLASSWARE L/C=10K	400	6000	1727	4967
701790 OTH LAB GLASSWARE ETC N.S.	6204	86976	7582	82839
701810 GLASS BEADS, S/PERAL/PRE-STON	80168	787189	75896	471361
701820 GLASS MICROSPHERRES=1MM DIA	2707	70784	10642	76819
701939 OTH WEBS,MATTRESSES,BOARD ETC	71584	749552	65547	637878
701940 WOVEN FABRICS OF ROVINGS	2071	10969	1124	21921
701951 OTH WOVEN FABRICS WIDTH=30 CM		8882	135	8885
701952 OTH WOV FAB WID<30CM WT<250G/M		3271		146
701990 OTH ARTICLES OF GLASS FIBRES.	24825	271410	13948	215640
711299 OTH WASTE/SCRAP PRECIOUS METAL	3137	14326		
711311 ARTICLE OF JEWELLERY OF SILVER	457	762		2943
711319 ART OF JEWEL OF OTH PRE METAL	15344	63626	195	3062185
711320 ART(JEWELRY)BASE MTL-CLD P-MTL		415		440
711411 ART OF SILVER WARES W/N PLATED		839		166736
711419 ART OF PRE METALS W/N PLAT		353		92

Contd.

10.11 Imports by Economic Categories (Detail)

(In Thousand Rupees)

ITEMS	JUNE, 2015	FROM JULY, 2014	JUNE, 2014	FROM JULY, 2013
711420 OTH WARES/PARTS OF BASE METALS				56
711510 CATALYST INFORM WIRE/GRIL PLAT	57942	140792	30	62910
711590 OTH ART PREMET/MET CLAD P/MTL	11520	76368	985	13408
711610 ART NATURAL/CULTURED PEARLS	336	343		24
711620 ART PRECIOUS/SEMI-PRE STONES	9	436	91	436
711711 CUFF-LINKS/STUDS-BASE METAL	1408	11405	1482	9320
711719 OTH IMITATION JEWELLERY B/METL	117299	678936	52140	176870
711790 OTH IMITATION JEWEL B/METL,N.S	33740	378234	79097	587694
731829 OTH COACH SCREW,BOLTS,NUT I/S	11544	212672	23046	232385
731940 SAFETY PINS & OTHER PINS	4200	42828	3716	15041
732090 OTHER,SPRING OF IRON AND STEEL	29154	374910	22536	313126
732111 COOKING APPLI&PLATE WARMER GAS	22281	239149	20260	149175
732112 COOK APPLI/PLAT WARMER LIQ FUL		543		119
732119 O-COKING APPLI INCL SOLID FUEL	1143	45406	4832	25751
732181 OTH APPLI FOR GAS & OTH FUELS	835	11089	158	8325
732182 OTH APPLI FOR LIQUID FUEL		9069		4155
732189 OTH APPL INCL APPLI SOLID FUEL	1954	7216		1057
732290 OTH AIR HEATER&HOT AIR DUSTRBU	2151	181078	219	322776
732310 IRON/STEEL WOOL,POT SCROEL ETC	22985	252505	24973	209910
732391 OTH BUCKETS OF CAST IRON ENAMA		2904	85	647
732392 OTH H-HOLD ART CASTIRON ENAMA	663	2426	162	2328
732393 OTH DOMESTIC UTENSILS STA-STEL	2862	55443	4185	30316
732394 OTH DOMESTIC UTENSIL IRON/STEL	28039	212745	8242	157801
732399 OTH H-HOLD ARTCL, PART THEREOF	73662	627438	52579	458041
732410 SINK&WASH BASIN STAINLESS STEL	6242	49488	2213	36402
732421 BATH TUBS CASTIRON W/N ENAMEL	2099	8970	675	1166
732429 OTH BATH,SINK,W-BASIN ENA IRON	10419	98890	9563	58993
741539 OTH THREAD ARTICLES OF COPPER	4269	87284	16665	84764
741810 TABLE,KITCH/OTH HOUSEHOLD ARTI		3643		46
741820 OTH SANITARY WARE,PARTS COPPER	157	4835	2290	2888
741910 CHAIN,PARTS THEREOF OF COPPER		40		3191
741991 CAST,MOULDED,STAM,FORGED,COPPE		1079		1352
750720 TUBE OR PIPE FITTING NICKEL	224	22664	6447	18061
750810 CLOTH,GRIL NETING OF NICK WIRE		1138	28	2579
761490 OTH STRAN WIR,ROP,CABL,PL ALUM	802	420919	8151	902217
761510 TABLE,KITCH,POT POLISHPAD ALUM	5288	69283	6375	71906
761520 SANITARY WARE&PATS OFALUMINIU		1005	193	1307
761610 NAILS,BOLT,NUT,SCREW ETC ALUMI	768	8941	549	7893
761691 CLOTH,GRIL,FENCING OF ALUM WIR	1962	14830		7592
780420 LEAD, POWDERS AND FLAKES		247		274
800300 TIN BAR, ROD, PROFILE AND WIRE	73	214		377
810194 OTH UN-WROUGHT TUNGSTEN,BAR RD	328	577		383
810295 OTH MOLYBEDNUM BAR,ROD,SINTER		4904		1224
810430 RASPIINGS,TUMINGS,ETC MAGNESIUM				124
820900 PLATE STICK,TIPS TOOL CERMET	10910	89817	6613	91515
821000 HAND-OPERATE MECHANICAL APPL	4555	23921	1570	12456
821110 SETS OF ASSORTED ARTICLES		1796		2214
821191 TABLE KNIVES HAVING FIX BLADE.	2423	19736		9301
821192 OTH KNIVES HAVE FIXED BLADES.	5765	34462		20263
821193 KNIVE OTH THAN FIXE BLADES.	11	2603	372	1542
821194 BLADES	1107	7808		9020
821195 HANDLES OF BASE METAL	37	1026	68	247
821210 RAZORS	85466	1028425	62657	955920
821220 SAFETY RAZOR BLADES,	34647	299448	29036	280579
821290 OTHER PARTS	2635	23683	5856	30678
821300 SCISSORS,TAILORS,SHEARS BLADE	2160	34834	4136	24356
821410 PAPER KNIVES,LETTER OPENER,ETC	11142	136235	15615	117656
821420 MANICURE OR PEDICURE SETS.	3303	44073	6697	36916
821490 OTH ARTICLES OF CUTLERY .	5268	46066	2032	17224
821510 SET OF ASORTED ARTICLE-PRECMTL	32	990		387

Contd.

10.11 Imports by Economic Categories (Detail)

(In Thousand Rupees)

ITEMS	JUNE, 2015	FROM JULY, 2014	JUNE, 2014	FROM JULY, 2013
821520 OTH SETS OF ASSORTED ARTICLE.	4729	23712	2733	19430
821591 OTH ARTICLE,NOT INSETS,PLATED		36	453	1138
821599 OTHER ARTICLES	11650	62443	7146	47389
830110 PADLOCKS	58960	586867	98340	560102
830120 LOCKS FOR MOTOR VEHICLES.	19854	64681	4276	39305
830130 LOCKS FOR FURNITURE	54779	673803	59002	423467
830140 OTHER LOCKS	61661	432309	42313	306347
830150 CLASPS AND FRAMES WITH CLASPS.	192	1781	26	958
830160 PARTS OF LOCKS	4196	27973	7852	22185
830170 KEYS PRESENTED SEPARATELY	1266	15676	1605	28465
830210 HINGES	28289	306002	20285	181869
830220 CASTORS	5254	63585	7225	60462
830230 OTH MOUNTING,FITING MOT-VEHICL	213	4611	36	2143
830241 OTH MOUNTING,FITING BUILDING	3027	15551	1526	17581
830242 OTH MOUNTING,FITING FURNITURES	65223	490237	31875	342346
830249 OTH FITINGS OF BASE METAL N.S.	20353	199931	17429	142485
830250 HAT-RACKS,HAT-PEGS,BRACKET&FIX	14396	57833	1543	43289
830300 ARMoured/REINFORCED SAF B-MTL.	3610	35058	783	28833
830400 FILING CARD-INDEX CABINET/TRAY	2334	11253	2025	10081
830510 FITTING FOR LOOSE-LEAF BINDERS	1968	14045	687	10597
830520 STAPLES IN STRIPS	5488	105178	9021	88149
830590 OTH, INCLUDING PARTS	6344	61135	6668	36367
830610 BELLS,GONGS ETC.ELECTRIC METAL	399	9612	471	5261
830621 STATUETT OTH ORNAMENT BASE MTL		27		
830629 OTH STATUETT OTH ORNAMENT	1711	13298	2385	13955
830630 PHOTOGRAPH,PICTURE FRAME MIRROR	211	2760	45	2495
830710 FLEXIBLE TUBING OF IRON/STEEL	36734	156533	28139	213209
830790 FLEXIBLE TUBING OF BASE METAL	10892	181266	5812	163054
830810 HOOKS, EYES AND EYELETS	23391	265258	26169	303414
830820 TUBULAR OR BIFURCATED RIVET	32571	493937	39221	799202
830890 OTH ARTICLES B/METAL INC/PARTS	41845	400885	48959	374371
830910 CROWN CORKS OF BASE METAL	320	18018	291	600
830990 OTH;SCREW CAPS POURING STOPERS	69398	619434	47419	641693
831000 SIGN-NAME PLATE,ETC.BASE METAL	808	73466	19274	59007
831110 COATED ELECTRODE OF BASE METAL	60477	814541	100592	865238
831120 CORED WIRE OF BASE METAL,	12750	47990	1348	61976
831130 COATED RODS&CORED WIRE,B/METAL	16791	148360	9188	62190
851290 PARTS OF THE HEADING NO.85.12	2825	277292	609	11941
852290 OTH T/COM EQ/AC HD 85.19-85.21	27364	119167	6074	97713
852321 CARDS INCORPORTAING MAG STRIPE	8069	163631	7470	73052
852329 MAGNETIC DISCS	1571	47222	1976	41335
852341 OTHER OPTICAL MEDIA UNRECORDED	2931	428251	9228	131820
852349 OTHER OPTICAL MEDIA	401896	3993762	144800	1163035
852351 SOLID STATE NON-VOLATILE STORA	12503	274874	12258	120986
852352 SMART CARDS SEMICONDUCT MEDIA	258894	2753835	138275	2146306
852359 PROXIMITY CARDS AND TAGS	14440	239596	37151	490549
870990 PARTS,H-NO.87.09 OF WORK TRUCK	98	3840		7938
871499 OTHER,PARTS AND ACCESSORIES	11036	137891	18876	357588
880390 OTH PARTS OF H-88.01 OR 88.02	167974	3384131	800051	6152524
902000 OTH BREATHING APP & GAS MASK,	15948	158022	8768	269356
902110 ORTHOPAEDIC/FRACTURE APPLIANCE	5145	43696	7625	219717
902121 ARTIFICIAL TEETH	267	1595	8	208
902129 OTHER; DENTAL FITTINGS	1623	21700	2592	16990
902131 ARTIFICIAL JOINTS	12966	295126	18448	207063
902139 OTH ARTIFICIAL PARTS OF BODY	231573	2422638	284552	1924141
902140 HEARING AIDS,EXCL PART/ACCESSO	4225	79890	1196	41001
902150 PACEMAKER STIMULAT HEART MUSCL	39239	277937	52423	208739
903300 PARTS& ACCE OF HEARING AIDS	51711	314380	10066	280881
910111 WRIST WATCH,ELE OPE,MECH DISPL	581	4282	24	234
910119 O-W-WATCH ELECTRICALLY OPERATED	8185	152155	110577	147342

Contd.

10.11 Imports by Economic Categories (Detail)

(In Thousand Rupees)

ITEMS	JUNE, 2015	FROM JULY, 2014	JUNE, 2014	FROM JULY, 2013
910129 O-W-WATCH,W/N INCO.STOP WATCH	285	1296	1228	1928
910191 OTH. POCKET-WATCH ELE OPERATED			7	19
910199 O-WATCHES INCL STOP WATCHES	974	2641	35	3030
910211 W-WATCH,MACH DISPL O/TH H-9101	328	40552	11557	22181
910212 W-WATCH,OPTO ELECTRONIC DISPLY				78
910219 O-W-WATCH W/N INCOR STOP WATCH	25731	174506	18848	103170
910221 W-WATCH,AUTO-WIND O/T H-9101		3422		
910229 O-W-WATCH O/THAN H-9101	163146	1040475	31640	1367050
910291 OTH, POCKET-WATCH ELE OPERATED				20
910299 O-POCKET/STOP WATCH O/T H-9101	9761	126345	8071	23610
910310 CLOCK WATCH MOVE ELECT OPERATD	89	89	29	273
910390 OTH,CLOCKS WATCH MOV EX.91.04	145	3355	17	193
910400 INS PANEL CLOCK-AIR&SPACECRAFT		356	57	137
910511 ALARAM CLOCK,ELECTRICALLY OPE.	631	9660	727	8412
910519 OTHER, ALARAM CLOCK	2449	25554	3194	28988
910521 WALL CLOCK,ELECTRICALLY OPERAT	3758	19729	1390	11288
910529 OTHER WALL CLOCKS	4947	49395	1650	24687
910591 OTH,CLOCK ELECTRICALLY OPERATD	255	5129	1165	6088
910599 OTHER CLOCKS	1190	6627	401	14299
910610 TIME-REGISTER,TIME RECORDERS	1520	9720	979	8167
910690 OTH,TIME OR DAY RECORDING APPA	4392	39975	1118	37085
910700 TIME SWITCHES WITH CLOCK/WATCH	6459	98046	14491	119602
910811 WATCH MOVE ELEC.OPE MACH DISPL	71	1906	20	176
910812 WATCH OPTO-ELECTRONIC DISPLAY	18	38		1
910819 OTH,WATCH MOVE ELECT.OPERATED	51	1367	469	979
910820 WATCH MOVE WITH AUTOMATIC WIND			3	3
910890 OTH,WATCH MOVE COMPLETE ASSEMB	33	1438	174	3673
910910 ELE OPER.CLOCK MOVE COMP/ASSEM	93	458	20	674
910990 OTH CLOCK MOVEMENT COMP&ASSEMB	1173	10504	1913	7315
911011 COMP MOVE,UNASSEMBLED WATCH	2087	9067	227	5641
911012 INCOM MOVE,ASSEMBLED OF WATCH				496
911019 ROUGH MOVEMENTS,OF WATCHES		61	64	152
911090 OTH,COMP MOVE WATCH/CLOCK UN-A	122	4483	8	5653
911120 WATCH CASES BASE METAL,W/N G/S				96
911180 OTHER;WATCH CASES	95	3885	109	790
911190 PARTS OF WATCH CASES	6353	35472	2405	23052
911220 CLOCK CASE&CASE OF SIMIL GOODS	1362	8974	714	7416
911290 PART OF CLOCK CASE/SIMILR CASE	477	4355	45	1836
911310 WATCH STRAPS,BAND PRECI METAL.				3390
911320 WATCH STRAPS,BAND OF BASE METL	38	470	32	731
911390 OTH,WATCH STRAPS,BANDS PART	1070	10475	1666	11986
911430 DIALS	270	724	29	441
911490 OTH;CLOCKS OR WATCH PARTS,N.S.	3007	17794	872	10076
920110 UPRIGHT PIANOS				40
920120 GRAND PIANOS		171		
920190 OTH,HARPSICHORD KEYBOARD STRIN	180	465	63	466
920210 OTH STRING PLAYED WITH A BOW	63	229		
920290 OTH,STRING MUSICAL INSTRUMENTS	29	5936	533	4736
920510 BRASS-WIND INSTRUMENTS		36		67
920590 OTH,WIND MISICAL INSTRUMENTS,NS		91		211
920600 PERCUSSION MUSICAL INSTRUMENTS	118	739	212	385
920710 KEYBOARD INS,O/THN ACCORDIONS	16	814		
920790 OTH,MUSICAL INSTRUMENTS	378	3319	329	4298
920810 MUSICAL BOXES	407	3398		996
920890 OTH;MECHANICAL STRET ORGAN,INS	5088	33436	2912	18915
920930 MUSICAL INSTRUMENT STRINGS		50	21	769
920991 OTH PARTS & ACCE FOR PIANOS.				17
920992 PARTS&ACCE MUSICAL INS H-92.02		447	282	577
920999 OTH;PARTS&ACCE(CARDS,DISCS)	21	13562	84	161
930110 ARTILERY WEAPONS(GUNS/MORTAR)		2132		

Contd.

10.11 Imports by Economic Categories (Detail)

(In Thousand Rupees)

ITEMS	JUNE, 2015	FROM JULY, 2014	JUNE, 2014	FROM JULY, 2013
930120 GRENADE/ROCKET LAUNCHERS		56023	71	71
930190 OTHER MILITARY WAPONS		781298	18435	146171
930200 REVOLVERS PISTOLS,O/TH93.3.04	89637	850360	73491	502706
930310 MUZZLE-LOADING FIREARMS	401	844		
930320 OTH,SPORTING,HUNTING SHOTGUNS	11763	97955	6941	112159
930330 OTH,SPORT,HUNTING,SHOTING RIFL	498	8416	7250	12805
930390 OTH;FIREARMS,DEVIC OPE FIR EXP	370	31129	203	420
930400 OTH,ARMS OF HEADING NO.93.07	1568	15503	700	8782
930510 PARTS ACCE OF REVOLVERS,PISTOL		845	7	2784
930520 PARTS&ACC.SHOTGUNS/RIFL.H-9303		19611		61
930591 OTH PART MILITARY WEAPON H93.01				1551
930621 SHORTGUN CARTRIDGES	200	51842	20	51110
930629 OTH,PARTS OF SHORTGUNS CARTRIG				49337
930630 OTH,CARTRIDG & PARTS THEREOF.	3514	155733	6475	55417
930690 OTH;AMMUNITION OF WAR & PARTS.		200	7415	46736
930700 SWORDS,CUTLASSES,BAYONETS,LANC		171		
940110 SEATS OF A KIND USED,AIRCRAFT.	1860	28886	173	192
940120 SEATS FOR MOTOR VEHICLES.	1120	22211	1363	13139
940130 SWIVEL SEATS VARIABLE HEIGHT.	21680	148327	13686	83564
940140 SEATS O/THN GARDEN SEATS,CAMP	788	13049	135	22931
940151 SEATS OF CANE,OSIER,BAMBOO.	140	3715	1285	2223
940159 OTH SEATS AND PARTS THEREOF	1019	4025	1144	2645
940161 OT,SEATS UPHOLSTERED WOOD FRAM	25457	38860	918	13072
940169 OTHER SEATS,WITH WOODEN FRAMES	1162	16450	3398	26226
940171 OT-SEATS UPHOLSTERED METALFRAM	9335	72553	6028	52615
940179 OTHER SEATS;WITH METAL FRAMES	19493	177314	14712	108924
940180 OTHER SEATS WITH METSL FRAMES	16392	178741	12262	89546
940190 PART OF THE SEATS OF H-94.01.	82950	1550267	151547	851820
940310 METAL FURNITURE USED IN OFFICE	1579	55785	2558	32318
940320 OTH,METAL FURNITURE O/THN OFFI	8614	138443	13698	91908
940330 WOODEN FURNITURE-OFFICE USE	13080	102064	10055	86536
940340 WOODEN FURNITURE-KITCHEN UES	14847	68581	13023	79051
940350 WOODEN FURNITURE FOR BEDROOMS	30960	277396	17098	209873
940360 OTHER WOODEN FURNITURE	10054	202470	12003	218056
940370 FURNITURE OF PLASTICS	4241	69071	5422	51337
940381 FURNITURE OF OTHER MATERIAL	144	563	11	7039
940389 OTHER FURNITURE OF CANE, OSIER	2127	61041	1023	22980
940390 PARTS FURNITURE H -NO.94.03.	4990	64501	1647	59302
940410 MATTRESS SUPPORTS	2662	7342	278	879
940421 MATTRESS CELLU RUBBER/PLSTIC	1751	3745	8	2662
940429 MATTRESS OF OTHER MATERIALS	1146	9368	1120	3376
940430 SLEEPING BAGS		322	84	634
940490 OTH,ARTI BEDDING&SIMI FURNISH.	5963	56185	3264	39654
940510 CHANDELIERS & OTH ELE CEILING.	174682	1664611	114738	970180
940520 ELECTRIC TABLES,DESK,BEDSIDE	16731	88645	6181	48334
940530 LIGHTING SETS CHRISTMASTREES	3845	134419	2085	38339
940540 OTH ELE LAMPS,LIGHTING FITTING	177886	1667083	105010	918401
940550 NON-ELE LAMPS LIHTING FITTING.	79	16792	114	6393
940592 PARTS OF PLASTIC H-94.05,N.E.S	629	4890	101	3350
940600 PREFABRICATED BUILDINGS.	247113	2695727	298837	2888631
950300 TRICYCLES,SCOOTERS,PADAL CARS	543487	4362040	407582	3007458
950420 ARTI&ACCE, BILLIARDS ALL KIND	3025	33911	5054	24303
950430 OTH GAMES OPERATED BY COIN	33775	116746	5658	45668
950440 PLAYING CARDS	4910	62162	8584	46124
950450 VIDEO GAMES CONSOLES&MACHINES		745	29	3167
950490 OTH;ARTICLES FOR FUNFAIR,TABLE	3349	48517	3214	34292
950510 ARTI FOR CHRISTMAS FESTIVITES.	391	5822	392	7369
950590 OTHER ENTERTAINMENT ARTICLES	24123	225955	30505	190477
950612 SKI-FASTENINGS(SKI-BINDINGS)		20		
950619 OTH;SNOW SKI EQUIPMENT.	371	2123	1411	2031

Contd.

10.11 Imports by Economic Categories (Detail)

(In Thousand Rupees)

ITEMS	JUNE, 2015	FROM JULY, 2014	JUNE, 2014	FROM JULY, 2013
950629 OTH;WATER SKI,SURF BOARD W-SPO	385	6585	2055	13178
950631 GOLF CLUBS COMPLE/OTH GOLF EQU	196	1538	2	792
950632 GOLF BALLS	539	4570	307	2250
950639 OTHER;GOLF EQUIPMENTS	917	8192	62	3373
950640 ARTI,EQUIP FOR TABLE-TENNIS.	792	9510	878	7091
950651 LAWN-TENNIS RACKETS,W/N STRUNG		3360	10	3833
950659 OTH; BADMINTON,SIMILAR RACKET	14445	112430	3905	73101
950661 LAWN TENNIS BALLS	20246	157869	11587	110350
950662 INFLATABLE BALLS	6052	33588	3283	30392
950669 OTH BALL O/THN GOLF,T-TEN BALL	5143	50435	5925	32718
950670 ICE SKATES,ROLLER INCL SKABOOT	532	6785	311	2406
950691 EQUIP. FOR OTHER PHY EXERCISE	66806	843036	55886	643883
950699 OTHER;SPORTS GOODS N.E.S.	75660	502430	47712	744073
950710 FISHING RODS	280	939	33	290
950720 FISH -HOOKS,W/N SNELLED	501	5748	699	3183
950730 FISHING REELS	68	310	51	299
950790 OTH LINE FISHING TACKLE NETS	799	1864	345	2364
950810 TRAVELLING CIRCUSES/MENAGERIES	25962	585906		
950890 SWINGS,SHOOTING GALLERIES ETC.	7861	135697	4545	78337
960110 WORKED IVORY,ARTICLES OF IVORY		513		214
960190 OTH,ANIMAL CARVING MATERIL,ART	53	323	665	2257
960200 WORKED VEGE,MINERAL MATERIAL	56252	9064591	65967	3116923
960310 BROOM,BRUSHE,CONS TWIN,VEG-MAT	974	12209	771	18586
960321 TOOTH BRUSHE,INCL DENT-PLA BRU	53050	524700	29916	427181
960329 OTH;SHAVING,HAIR,NAIL BRUSHES.	10494	73307	7342	101500
960330 ARTST,WRITING,SIMILAR BRUSHES	1941	21605	1024	10684
960340 PAINT,DISTEPER,VARNISH BRUSHES	8135	29307	7842	32637
960350 OTH BRUSHES CONSTI PART MACHIN	2779	40750	5295	44648
960390 OTH;HAND OPE MECHANICAL F-SWEPR	32908	306604	16755	129196
960400 HAND SIEVES AND HAND RIDDLES.	9	888	5	605
960500 TRAVEL SETS FOR PERSONALTOILE.	200	1179	1479	15978
960610 PRESS-FASTENERS,SNAP-FASTENER.	29631	213409	28852	305704
960621 BUTTON OF PLASTICS,NOT COVERED	39988	363822	42078	417489
960622 BUTON OF BASE METAL,COVER TXT	30896	345733	31283	491100
960629 OTHER BUTTONS	28053	729767	128585	2194586
960630 BUTTON MOULD,PART,BUTTON BLANK		2993	668	8435
960711 SLIDE FASTENER FIT CHAIN SCOP.	36640	350010	39632	419530
960719 OTHER;SLIDE FASTENERS	86759	1513164	266814	2453615
960720 PARTS; SLIDE FASTENERS	27485	255949	35447	1460519
960810 BALL POINT PENS	11102	157857	11598	111113
960820 FELT TIPPED.PORUS TIPPED PEN	17833	183110	16422	247636
960830 FOUNTAIN PEN,STYLOGRADH PEN	4915	73943	7606	68140
960840 PROPELLING OR SLIDING PENCILS		1241	1082	1232
960850 SETS OF ARTICLS FROM TWO FOR-H	765	5494	232	10676
960860 REFILLS FOR BALL POINT PEN.	22238	170790	17604	158726
960891 PEN NIBS AND NIB POINTS	72355	323448	19945	294844
960899 OTH;PEN,PENCILE,SIMILAR HOLDER	35276	295406	55389	250971
960910 PENCILS&CRAYON W-LEADS ENCASD.	70107	1235747	73542	715314
960920 PENCIL LEADS,BLACK OR COLOURED	8641	234252	40267	327062
960990 OTH;PENCIL,DRAWING CHARCOALS.	10322	119004	19103	119026
961000 SLATES&BOARDS,WRITNG/DRAWIN	3041	20401	1044	7753
961100 DATE,SEALING OR NUMBERING STAM	299	14798	2738	10792
961210 TYPEWRITER OR SIMILAR RIBBONS	14649	131024	9571	115743
961220 INK-PADS	325	1295	152	1238
961310 POCKET LIGHTERS,GAS FUELLED	15490	134599	11022	141700
961320 POCKET LIGH,GAS FUELL,REFILLAB	937	10995	639	33920
961380 OTHER LIGHTERS	3321	33481	819	28026
961390 PARTS OF CIGARETTE LIGHTERS	45	648	422	22284
961400 SMOKING PIPE&CIGAR OR CIG.HOLD	1810	10061	1094	6998
961511 COMBS,HAIR-SLIDES,OF HARD RBER	3152	24419	2703	17559

Contd.

10.11 Imports by Economic Categories (Detail)

(In Thousand Rupees)

ITEMS	JUNE, 2015	FROM JULY, 2014	JUNE, 2014	FROM JULY, 2013
961519 OTH;HAIRPINS,CURLING PINS,LIKE	5055	31770	3903	48109
961590 OTH;COMES HAIR-SLIDES,LIKE,PAR	87451	538816	60658	397961
961610 SCENT SPRAY SIMI TOILET SPRAY	8635	138498	4973	71234
961620 POWDER-PUFFS&PADS FOR APPLICA	1940	12380	1606	5592
961700 VACCUM FLASKS&OTH VACUM VESS	24702	511562	21048	475138
961800 TAILORS,DUMMIERS&OTH LAY FING.	8584	61711	1473	23675
970110 PAINTING,DRAWING,PASTELS.		7821	267	2814
970190 OTH COLLAGES&SIMI DECORATIVE	941	10168	104	6818
970200 ORIGINAL ENGRAVINGS,PRINTS.		157		324
970300 ORIGINAL SCULPTURES&STATUARY	40	15003	1498	8274
970500 COLLECTIONS&COLLECTORS, PIECS.		1977	32	1340
970600 ANTIQUES OF AN AGE EXE 100 YE.				18
990900 TRANSACTIONS LESS THAN RS.1000	748	19555	1248	116901
991000 SAMPLES HAVING NO-COMMER VALUE	134654	763087	54534	473263
2. RAW MATERIAL TOTAL (A + B)	254272225	2602830513	257750832*	2768999632
A. CONSUMER GOODS TOTAL	217018488	2214663630	225864126*	2462189245
050100 HUMAN HAIR,UNWORK NOT WASHED				45
050400 GUTS,BLADERS,STOMACH OF ANIMAL	1239	15354	1373	54038
050510 FEATHER,USED FOR STUFFING;DOWN		311		
050590 OTH SKINS AND PARTS OF BIRDS	19042	240832	18775	147309
050610 OSSEIN,BONES TREATED WITH ACID	2180	30702	3836	93715
050690 OTH POWDER & WASTE OF BONES	1794	9575	762	16046
050790 OTH TORTOISE-SHELL WHALEBONE		2462	1845	13388
050800 CORAL&SIMILAR MATERIAL/POWDER		2737		13802
051000 AMBERGRIS,CASTOREUM CIVET,MUSK	88	747	70	1014
051110 BOVINE SEMEN	5384	116710	1125	119113
051191 PRODUCTS OF FISH, CRUSTACEANS		191		2068
051199 OTH ANIMAL PRODUCTS NOT ELSWHE	111	502	25	510
060110 BULBS TUBERS,TUBEROU,ROOT,ETC	7017	58288	5914	55845
060120 BULB TUBERS,ROOTS,CHICORY PLAN				5497
060210 UN-ROOTED CUTTING AND SLIPS	77	1303	81	3372
060220 TREES,SHRUBS,BUSHES,GRAFTED				912
060230 RHODODENDRONS AZALEAS,GRAFTED				35
060240 ROSES,GRAFTED OR NOT				271
060290 OTHER LIVE PLANTS	14814	120312	3385	71572
060311 ROSES FRESH	400	6596	106	2288
060313 ORCHIDS FRESH		13		570
060314 CHRYSANTHEMUMS FRESH	1847	34186	1924	25416
060315 LILIES FRESH	54	902	84	898
060319 OTH FRESH FLOWER,BUDS FOR BOUQ	56	8237	296	7187
060390 OTH FLOWERS & FLOWERS BUDS	284	4717		1578
060490 O.PARTS OF PLANTS FOR BOUQUETS				93
110812 MAIZE (CORN), STARCH	12762	80466	2109	31690
110813 POTATO, STARCH	52860	499241	34660	406756
110814 MANIOC (CASSAVA) STARCH	1366	39525	953	18002
110819 OTHER STARCHES	44	5338	745	2076
110820 INULIN		15067		12564
110900 WHEAT GLUTEN,WHETHER/NOT DRIED	2262	106575	3585	39666
120110 SOYA BEAN SEED	5385313	10487436	51596	51668
120190 SOYA BEAN,W.OR-N-BROKEN/SHELED	7	103481		131
120230 GROUND-NUTS SEED		35		
120241 OTH GROUND NUTS IN SHELL	43726	787323	186	127985
120242 GROUND-NUTS SHELLED BROKEN/N-B	27106	858413	16443	563834
120300 COPRA	149795	1575775	177018	1506520
120400 LINSEED,WHETHER OR NOT BROKEN		1396		
120510 LOW ERUCIC ACID RAPE/COLZASEED	5046486	59693080	3347639	27272067
120590 OTHER RAPE/COLZA SEED		267188	344375	1480232
120600 SUNFLOWER SEED,WHETH/NOT BROKE	2745	9902184	110323	8180443

Contd.

10.11 Imports by Economic Categories (Detail)

(In Thousand Rupees)

ITEMS	JUNE, 2015	FROM JULY, 2014	JUNE, 2014	FROM JULY, 2013
120721 SEEDS FOR CROP (COTTON SEEDS)				18755
120729 OTHER COTTON SEEDS				5582
120740 SESAMUM (SESAME) SEEDS	210	3757		7453
120750 MUSTARD SEEDS	2616	54267		17910
120760 SAFFLOWER SEEDS	641	2234	646	646
120770 MELON SEEDS		8159		27
120791 POPPY SEEDS		354		
120799 OTH,OIL SEED/OLEAGINOUS FRUITS	3869	108923	3177	33056
120810 FLOUR AND MEALS OF SOYA BEANS	1074	7207	1206	3591
120890 FLOUR/MEALS OF OTH OIL SEEDS		126		
120910 SUGAR BEET SEED USE FOR SOWING		61720		49840
120921 LUCERNE (ALFALFA) SEED	97838	312743	9082	327428
120922 CLOVER (TRIFOLIUM) SEED	57088	1853169	22422	1136555
120925 REY GRASS SEED		2059		
120929 OTHER SEEDS OF FORAGE PLANTS	175655	1621903	92511	1267935
120930 SEED OF HERBACEOUS PLANTS	20	5021		784
120991 OTHER; VEGETABLE SEEDS	318966	2773068	258029	2505085
120999 OTH SEEDS OF FRUIT FOR SOWING	88762	1406586	56440	1030894
121190 OTH PLANTS AND PARTS OF PLANTS	96852	727836	66482	1062790
121221 SEAWEDS/ALGAE FIT FOR HUMAN	489	2525	288	2514
130190 OTH;NATURAL GUM,RESIN & BALSAM	33960	336898	25426	272669
130212 SAP AND EXTRACTS OF LIQUORICE		367		435
130219 OTH SAPS & EXTRACT OTH VEG SAP	19644	330798	44082	287486
130220 PECTIC SUBSTANCES,PECTINATES	1102	110857	3607	65848
130231 AGAR-AGAR	13583	75635	2722	35550
130232 MUCILAGES&THICKENERS,LOC SEED	4367	103564	2574	87676
130239 OTHER MUCILAGES AND THICKENERS	37813	344265	11611	220029
140110 BAMBOOS	6283	51118	2995	37258
140120 RATTANS	9122	72146	2546	55753
140190 OTH VEG MATERIAL USED PLAINTING			81	347
140490 TENDU LEAVES(BIDI LEAVES)	204693	2748533	186222	2564046
150190 POULTRY FAT OTH THAN H-02.09	1869	19765	2197	24463
150210 TALLOW (OTHER THAN OF H-15.03)	253671	2424269	291181	1959536
150410 FISH-LIVER OILS THEIR FRACTION		3795	119	119
150420 FATS OILS THEIR FRACT OF FISH			51	1711
150500 WOOL GREASE,CRUDE,FETTY SUBS	7468	68222	2249	69333
150600 OTH ANIMAL FATS AND OILS/FRACT		5223	579	9185
150710 SOYABEAN OIL & ITS FRACT CRUDE	1061294	5407736	3500699	11506617
150790 OTH SOYABEAN OIL & IT FRACTION		286464	17012	218237
150890 OTH GROUND NUT OIL & ITS FRACT	108	4081	405	11129
150910 OLIVE OIL & ITS FRACT (VIRGIN)	6144	133684	10927	111121
150990 OTH OLIVE OIL & ITS FRACTIONS	27454	579306	51899	541351
151000 OTH OIL/FR,INCL BLENDS OF OIL		2031		925
151110 PALM OIL & ITS FRACTIONS CRUDE	2135606	9907222	935262	9729989
151190 OTH PALM OIL & ITS FRACTIONS	16421460	170408767	21798176	185500199
151211 SUNFLOWER-SEED/SAFLOWER OILCRU	54	56		
151219 OTH SUNFLOWER SEE&SAFLOWER OIL	2301	49521	4951	15499
151311 COCONUT OIL,ITS FRACTION CRUDE	16345	104917	4629	80148
151319 OTH COCONUT OIL,ITS FRACTIONS	48902	632220	54710	548412
151329 OTH PALM KERNEL/BABASSU OIL	27653	1042917	250901	1208704
151419 OTH COLZA/MUSTER OIL,FRA/CRUDE		60		
151499 OTH RAPE SEED OIL ITS FRACTION	529	2679		
151519 OTH LINSEED OIL & ITS FRACTION	589	1339		883
151529 OTH MAIZE OIL & ITS FRACTIONS	11566	52660	3042	28785
151530 CASTOR OIL AND ITS FRACTIONS	1662	8691		7485
151550 SESAME OIL & ITS FRACTIONS	22	2231	160	1635
151590 OTH FIXED VEGETABLE OILS/FRACT	2033	25600	289	29810
151620 VEG FATS/OILS AND ITS FRACTION	75454	1691257	105870	1495288
151710 MARGARINE,EXCL LIQUID MARGARIN	10195	135827	1809	184296
151790 OTH MARGARIN,EDIB MIX/PREP ETC	90214	1256561	204857	1002923

Contd.

10.11 Imports by Economic Categories (Detail)

(In Thousand Rupees)

ITEMS	JUNE, 2015	FROM JULY, 2014	JUNE, 2014	FROM JULY, 2013
151800 ANIMAL/VEG FAT/OILOXIDISE ETC	24489	247170	8538	112409
152000 GLYSEROL,CRUDE WATER & LYES	4062	25854	4954	60584
152110 VEG WAX WHETHER OR NOT REFINED	3198	39212	677	19287
152190 OTH BEES WAXES,OTH INSECT WAX	4646	44380	3537	47604
152200 DEGRAS,RESIDUES ANIM/VEG WAXES	1084	26548	3888	147733
160100 SAUSE,PROD MEAT-FOOD PREP OFFL	619	6346	469	6913
220710 UNDENATURE ETHYL ALCOHOL O/SPR				29
220720 ETHYL ALCOHOL/OTH SPIRITS DEN		535	112	112
240120 TOBACO-WHOLY/PARTLY STE/STRIP	98905	1306177	113351	1312655
240130 TOBACCO REFUSE		1474	1334	16304
251010 AAT,C/PHOS,ALUM/C/PHOS&PH/CUG	804993	3992785	632094	3037838
251020 AAT,C/PHOS,ALUM/C/PHOS&PH/CGD				395
270810 PITCH		6475		15854
270820 PITCH COKE		360		
270900 PETROLEUM OILS FROM BITUMINOUS	45593674	425465358	53893894	593906822
271019 KEROSENE,INCL KER.TY. JET FUEL	43209088	517793929	65319339	669064695
271020 PETROLEUM OILS(OTH THAN CRUDE)	46	4526		817
271091 WASTE OIL (PCBs),(PCTS),(PBBS)		6		
271099 OTH WASTE OILS		4818		3233
271111 NATURAL GAS,LIQUIFIED	2542388	13010899		317
271112 PROPANE, LIQUIFIED	290	21482		7740
271113 BUTANES, LIQUIFIED	32	490		212
271114 ETHYLENE,PROPYLENE,BUTYLENE	72	55535	37	112334
271119 OTH GAS HYDROCARBONS LIQUIFIED	1280263	10810275	170697	6962638
271121 NATURAL GAS,IN GASEOUS STATE		706		
271290 OTH PETROLEUM WAX ETC	23494	562164	40049	532375
271311 PETROLEUM COKE;NOT CALCINED	1986	503922		679566
271312 PETROLEUM COKE; CALCINED		32972		14082
271320 PETROLEUM BITUMEN	199603	1774096	209663	975523
271490 OTH BITUMEN & ASPHALT NATURAL.		21342	3971	8770
290110 SATURATED ACYCLIC HYDROCARBONS	2712	44285	962	28164
290121 UNSATURATED ETHYLENE.	747443	9931678	696642	9921698
290129 OTH UNSATURATE ACYCLIC HYDCARBN		8903	1266	6307
290211 CYCLOHEXANE	78	8879	45	127
290219 OTH CYCLANES/CYCLOTERPENES	38277	287418	14427	261250
290220 BENZENE, PURE		76		27
290230 TOLUENE, PURE	69187	905947	58093	845105
290241 O-XYLENE	177511	1943346	226305	2277341
290242 M-XYLENE		25790	50	129
290243 P-XYLENE	3342606	34417293	3141983	40692095
290244 MIXED XYLENE ISOMERS	17679	73465	6424	130470
290250 STYRENE	1135493	6805462	824181	10092601
290260 ETHYLBENZENE		3655		5147
290290 OTH CYCLEC HYDROCARBONS	14930	227547	4848	174721
290311 CHLOROMETHANE,& CHLOROETHANE		669		3070
290312 DICHLOROMETHANE(METHYLEN CHLRD	18153	334924	16598	252897
290313 CHOLOROFORM(TRICHLOROMETHANE)	6618	161373	1256	308024
290315 ETHYLENE DICHLORIDE(1,2-DI CH)		1600315	11	315948
290319 OTH SATAR DERIV ACYCL HYDCARBN	7293	58766	3015	36027
290321 UNSATURATED VINYL CHLORIDE				197869
290322 UNSATURATED TRICHLOROETHYLENE	25836	280126	17483	202807
290323 UNSATURATE TETRACHLOROETYLENE	3296	95963	8116	67234
290329 OTH UNSATUR DERIV ACYCL H'CARB			84	89
290331 ETHYLENE DIBROMIDE(1,2,DIBROM)	4	4		
290339 OTH FLUORINATED,BRO DERIVATIES	187385	1021224	99300	717279
290371 CHLORODIFLUOROMETHANE	6391	76287	26056	120727
290373 DICHLOROFUOROETHANES		10467		12079
290377 PENTACHLOROFUORO METHANE		20668	4576	30759
290379 OTH CHLORODIFLUOROMETHANE	85877	711055	78888	465759
290391 CHLOROBENZENE,O-DI/P-DI CHLORO	963	9619		3016

Contd.

10.11 Imports by Economic Categories (Detail)

(In Thousand Rupees)

ITEMS	JUNE, 2015	FROM JULY, 2014	JUNE, 2014	FROM JULY, 2013
290392 HEXACHLOROBENZENE DDT ETHANE			6	6
290399 OTH HALOGENATED DERIV H.CARBON	5661	60073	1622	43011
290410 DERIV SULPHO GRP IT SALT/EYHYL	6952	81922	6009	95211
290420 DERIVAT ONLY NITRO/NITRO GROUP	26	30385	2	21207
290490 OTH,SUPHO,NITRAT NITROS H'CARB	3577	43299	3408	41024
290511 SATURAT METHANOL(METHYL ALCHL)	349803	3609498	383508	5235780
290512 PROPYL/ISOPROPYL ALCOHOL	158419	1664037	144119	1187549
290513 SATUR BUTAN-I-01(N-BUTYLALVHL	5142	79140	5880	64568
290514 OTHER SATURATED BUTANOLS	13767	166073	24470	186438
290516 SATUR OCTANOL/ISOMERS THEREOF	606770	3701397	559609	4503552
290517 DODECAN-1-O1HEXADECAN/OCTADEC	410	50037	3417	57867
290519 SATUR MONOHYDRIC ALCOHOLS	14337	47518	4551	38044
290522 UNSATUR ACYCLIC TERPENE ALCOHL	995	87677	13863	60385
290529 OTH UNSATUR MONOHYDRIC ALCOHOL		5699	732	17935
290531 ETHYLENE GLYCOL(ETHANEDIOL)MEG	2820280	22456818	896188	25325044
290532 PROPYLEN GLYCOL(PROPAN-1,2-DIO	129000	1435171	67016	1046076
290539 OTHER, DIOLS	3716	45464	11439	76908
290541 2-ETHYL-2(HYDROXYMETHLY-PROPAN	355	21371		9285
290542 PENTAERYTHRITOL	92284	557095	27493	465552
290543 MANNITOL	4028	107528	14674	112789
290544 D-GLUCITOL (SORBITOL)	6750	35133	6690	29017
290545 GLYCEROL	41728	715755	40809	640747
290549 OTHER,POLUHYDRIC ALCOHOLS	1044	30320		15718
290559 OTHER HALOGENATED, SULPHONATED	752	11761	1307	13572
290611 MENTHOL	48701	353404	14933	430877
290612 CYCLOEXANOL,METHYL/DIMETHYL		4295		7375
290613 STEROLS AND INOSITOLS	1958	19533	1099	15555
290619 OTH,CYCLANIC,CYCLNIC CYCLOTER	5112	110814	6546	94212
290621 BENZYL ALCOHOL	10934	67196	3641	69193
290629 OTH,AROMATIC CYCLIC ALCH HALOG	2518	39528	2618	44976
290711 PHENOL(HYDROXYBENZENE)IT SALT	66930	571025	39548	474460
290712 CRESOLS AND THEIR SALTS	2339	6674		3227
290713 OCTYLPHENOL,NONYLPHENOL/ISOMER		2256		
290715 NAPTHOLS & THEIR SALTS	538	10373	819	9822
290719 OTHER MONOPHENOLS	2928	19459	2143	38758
290721 RESORCINAL AND ITS SALTS	653	14591	14	26503
290722 HYDROQUINONE (QUINOL)ITS SALT	2724	23631	3667	33830
290723 4,4-ISOPROPYLDENEDIPHENOL/SALT	3553	82319	6	28573
290729 OTHER, POLYPHENOLS	8050	108099	6040	93297
290819 OTH DERI CON ONL HALOGEN SUBST	74	9906	1594	11691
290891 DINOSEB (ISO)AND ITS SALTS		81		
291511 FORMIC ACID	24667	286054	30050	276084
291512 SALTS OF FORMIC ACID	73330	524976	77825	676357
291513 ESTERS OF FORMIC ACID	12	1554		1729
291521 ACETIC ACID	163780	2369824	170284	1617068
291524 ACETIC ANHYDRIDE				753
291529 OTH,ACETIC ACIDE & ITS SALTS	3979	65496	1543	32204
291531 ETHYL ACETATE	2470	73451	4613	95397
291532 VINYL ACETATE	121729	1958305	306006	1898576
291533 N-BUTYL ACETATE	3202	9208	4	5104
291536 DINOSEB (ISO) ACETATE	598	1295		69
291539 OTHER,ESTERS OF ACETIC ACID	99112	1407289	89332	1088298
291540 MONO/DI/TRICHLOROACETIC ACID-S	27	5029	2	7214
291550 PROPIONIC ACID,ITS SALT/ESTERS	14794	86712	20203	78579
291560 BUTYRIC/VALERIC ACID/SALT/ESTR	26377	265094	27673	212008
291570 STEARIC ACID	5984	153486	12937	128413
291590 OTH SAT ACYCLIC MONOCARBOXYLIC	98335	902956	110514	765361
291611 UNSATU ACRYLIC ACID/ITS SALTS	16404	163779	15194	255857
291612 UNSATURATE ESTER ACRYLIC ACID	130645	1747140	142785	1946830
291613 UNSATU METHACRYLIC ACID/SALTS	3382	20998	642	60973

Contd.

10.11 Imports by Economic Categories (Detail)

(In Thousand Rupees)

ITEMS	JUNE, 2015	FROM JULY, 2014	JUNE, 2014	FROM JULY, 2013
291614 UNSATU ESTER,METHARYLIC ACID	65100	663660	63286	638780
291615 OLEIC,LINOLEIC/LINOLENIC ACID	505	11169	761	10380
291619 OTH UNSAT ACYLIC M/CARBOX ACID	14975	129186	14977	150316
291620 CYC-LANIC,LENIC LOTEPHENI ACID	6625	108151	1317	92433
291631 BENZOIC ACID,ITS SALTS/ESTERS	33490	253691	27383	273379
291632 BENZOYL PEROXIDE/BENZYL CHLRID	7242	27653		26141
291634 PHENYLACETIC ACID & ITS SALTS		1305		1114
291639 OTH,ARMATIC MONOCARBOXYIC ACID	108975	808801	22218	651912
291711 OXALIC ACID/ITS SALTS/ESTERS	45501	171550	14242	140089
291712 ADIPIC ACID,ITS SALTS/ESTERS	51423	444375	18683	81206
291713 AZELAIC/SEBACIC ACID/SALT/ESTR	2956	29432		24817
291714 MALEIC ANHYDRIDE	27935	216457	21093	137509
291719 OTH ACYCLIC POLYCARBOXYL ACID	8535	64445	8051	100347
291720 CYC-LANIC,LENIC LOTERPENC ACID	2632	17300	773	25387
291732 DIOCTYL ORTHOPHTHALATES	11945	97185		5782
291733 DINONY/DIDECYL ORTHOPHALATES	37	3453		4044
291734 OTH ESTERS ORTHOPHTHALIC ACID	17001	217682	22680	196830
291735 PHTHALIC ANHYDRIDE	16865	531672	33113	236537
291736 TERPHTHALIC ACID AND ITS SALTS	535823	2366273	223	2568605
291737 DIMETHYL TEREPTHALATE		3		
291739 OTH POLYCARBOXYLIC ACIDS/DERIV	2811	551847	31394	351090
291811 LACTIC ACID,ITS SALTS/ESTERS	22732	152011	7246	145463
291812 TARTARIC ACID	4641	66741	1656	73797
291813 SALT & ESTER OF TARTARIC ACID	412	1231	24	13115
291814 CITRIC ACID	160794	1664062	127462	1638482
291815 SALTS & ESTER OF CITRIC ACID	40659	298811	24044	253356
291816 GLUCONIC ACID,SALTS & ESTERS	66190	656432	48284	599024
291818 CHLOROBENZILATE (ISO)		2360		2467
291819 OTH CARBOXYLIC ACID W/ALCOHOL	13684	117152	3514	121761
291821 SALICYLIC ACID AND ITS SALTS	5586	28035	2546	33442
291822 O-ACETYLSALIC ACID/SALT/ESTER	10353	144483	678	109569
291823 OTH ESTER,SALICYLIC ACID/SALTS	1034	9900	245	7452
291829 OTH CARBOXYLIC ACID+PHENOL FUN	12528	132565	10506	123568
291830 CARBOXYLIC ACID+ALDEHYDE/KETON	7470	96161	3299	58679
291891 2,4,5-T(ISO)(2,4,5-TRICHLOROPH		12451	3848	14155
292990 OTH COMP WITH OTH NITROGN FUNC	34875	272029	22469	220739
293020 THIOCARBAMATE/DITHIOCARBAMATES	108405	1440437	279497	714232
293030 THIURAM MONO-,DI-,TETRASULPHID		38111		42292
293040 METHIONINE	823626	4807341	313750	2892292
293090 OTHER ORGANO-SULPHUR COMPOUNDS	29071	1767722	27625	1435983
293110 TETRAMETHYL LEAD&T-ETHYL LEAD	5659	33776	1919	19859
293190 OTH O-ALKYL&(O-2-(DIALKYL,COMP	23756	895039	72307	806424
293211 TETRAHYDROFURAN	63	2932	45	2868
293212 2-FURALDEHYDE (FURFURALDEHYDE)		39200	39136	76556
293213 FURFURYL ALCOH/TETRAHYDRFURFYL		105		287
293219 OTH COMP UNFUSED FURAN RING	10645	81564	1569	56733
293220 LACTONES	12678	207563	8010	100927
293299 OTH HETEROCYCLIC COMP W/OXYGEN	71518	1494406	187126	2008572
293311 PHENAZONE & ITS DERIVATIVE		28818	2298	12583
293319 OTH COMP UNFUSE PYRAZOLE RING	2004	76167	6877	59647
293321 HYDANTOIN AND ITS DERIVATIVES		17080		22310
293329 OTH COMP UNFUSE IMIDAZOLE RING	114981	1383374	99573	1203373
293331 PYRIDINE AND ITS SALTS	50	8150	118	5287
293332 PIPERIDINE AND ITS SALTS	830	1503		670
293333 ALFENTANIAL(INN)(ANILERIDINE)	28564	326780	402	139198
293339 OTH COMP UNFUSE PYRIDINE RING	272128	3182318	269384	2872506
293349 OTH COMP QUINOLIN/ISO-QUINOLIN	141401	1998321	93833	1411934
293353 ALLOBARBITAL(INN)(AMBARBITAL)	912	5572		3687
293354 OTH DERIVATIVES OF MALONYLUREA		793	731	2729
293359 OTH COMP PYRIMIDINE/PIPER RING	261363	2680075	201258	2287993

Contd.

10.11 Imports by Economic Categories (Detail)

(In Thousand Rupees)

ITEMS	JUNE, 2015	FROM JULY, 2014	JUNE, 2014	FROM JULY, 2013
293361 MALAMINE	38123	482615	44435	629880
293369 OTH COMP UNFUSE TRIAZINE RING	32166	871978	53971	826752
293371 6-HEXANELACTAM(EPSILON-CAPROL)	1811	6263		15943
293372 CLOBAZAM(INN),METHPRYLON(INN)				81440
293379 OTHER LACTAMS	83113	605335	60566	368185
293391 ALPRAZOLAM(INN) CAMAZEPAM(INN)	8283	81297	3667	63910
293399 OTHER HETROCYCLIC COPMOUNDS	176767	2554485	127392	2003270
293410 COMP UNFUSE THIAZOLE RING	35317	315630	7519	186367
293420 COMP BENZOTHIAZOLE RING SYSTEM	13293	112578	6802	99439
293430 COMP PHENOTHIAZINE RING SYSTEM	17321	49781	661	54493
293491 AMINOREX(INN),BORTIZOLAM(INN)	5950	23176	245	8719
293499 OTHER NUCLEIC ACIDS&SALTS	420952	5765640	349951	4951001
293999 OTH VEGETABLE ALKALOIDS NATURL	24827	334794	51279	232133
294190 OTHER ANTIBIOTICS.	509648	6704120	461670	5889371
300692 WASTE PHARMACEUTICALS			190	256
310100 ANIMAL/VEG FERTILIZER/PRODUCTS	20342	71803	1534	33646
310210 UREA,WHET OR NOT AQUEOUS SOLUT	4637	25826505		40023841
310221 AMMONIUM SULPHATE	164730	775844	35803	413809
310229 MIX AMMONIUM SULPHATE/NITRATE	27	323621	18182	302262
310230 AMMONIUM NITRAT,WHET/NOT AQUES	18489	270919	5956	287349
310240 MIXT,AMMONIUM NITRAT/CALC CARB		143	37	37
310250 SODIUM NITRATE	8426	122774	7748	102778
310260 MIXT,CALCIUM/AMMONIUM NITRATE		4114		2546
310280 MIXT UREA/AMMONIUM NITRAT SOLU		7321525		
310290 OTH,MIN/CHEM NETROG FERTILZER	7957	72551	6638	95039
310310 SUPER-PHOSPHATES	40929	155802	39288	250773
310390 OTH,MIN/CHEM FERTILIZE PHOSPHT		3093		19727
310420 POTASSIUM CHLORIDE	33715	743787	52933	769962
310430 POTASSIUM SULPHATE	89781	1193635	79796	486693
310490 OTH,MIN/CHEM FERTILIZE POTASIC	232378	2234322	218671	1775267
310510 MIN/CHEM FERTILIZER >10KG		23410		2674
310520 MIN/CHEM FERTZ ELEM NIT/PHO/PT	31154	262479	31582	377412
310530 DIAMMONIUM HYDROG ORTHO-PHOSPH	4250834	52532708	5114764	27319948
310540 AMMONIUM DIHYDROGEN ORTHO-PHOS	2101	34825	42	305564
310551 CHEM FERTZ CON NITRAT/PHOS		7211		343819
310559 OTH MIN/CHEM FERTZ NITRAT/PHOS	1489	574672	1349	103162
310560 MIN/CHEM FERTZ ELEM PHOS/POTAS		13369		323
310590 OTH MINER/CHEMICAL FERTILIZER	23819	266457	26450	177436
320110 QUEBRACHO EXTRACT	10930	94786	6479	88761
320120 WATTLE EXTRACT	72579	476647	70356	514768
320190 OTH TANNING/EXTRACT VEG/GAMBER	54980	475786	46695	429914
320210 SYN ORGANIC TANNING SUBSTANCE	126713	1717550	138129	1719793
320290 OTH,INORGANIC TANING SUBSTANCE	44869	1094101	64647	1150018
320300 COLOUR MATTER,VEG/ANIMAL	6783	60683	8203	52025
320411 DISPERSE DYES/PREP BASE THEROF	252958	2294381	290751	2184156
320412 ACID DYES PREMETALISE/PREP/DYE	127181	1684556	147425	1657672
320413 BASIC DYES/PREP BASE THEREON	66349	838400	71662	689417
320414 DIRECT DYES/PREP BASE THEREON	30799	432234	52278	310329
320415 VAT DYES INCL PIGMENT/PREPARAT	261479	3007304	281445	3224677
320416 REACTIVE DYES PREP BASE THREON	850231	9262311	988597	8939111
320417 PIGMENT PREP BASE THEREON	271002	2603815	201781	2378907
320419 OTH SYN ORGN COLOURING MATTER	112383	1325427	129268	1131889
320420 SYN ORGN PROD USE FLUORESCENT	75183	700334	37343	507902
320490 OTH,SYN ORGN COLOURING MATTER	6181	68423	5532	69578
320500 COLOUR LAKES,PREP AS SPECIFIED	22702	203008	23023	193556
320611 PIGMENT PREP TITANIUM DIOXIDE	590151	5639153	363506	5304593
320619 OTH,PIGMENT/PREP TITANIUM DIOX	4616	94403	2502	103168
320620 PIGMENT/PREP,CHROMIUM COMPOUND	6345	132148	1930	122140
320641 ULTRAMARINE/PEP BASE THEREON	7307	43842	3138	51508
320642 LITHOPONE/OTH PIGMENT/ZINC SUL	695	25098	2447	43403

Contd.

10.11 Imports by Economic Categories (Detail)

(In Thousand Rupees)

ITEMS	JUNE, 2015	FROM JULY, 2014	JUNE, 2014	FROM JULY, 2013
320649 OTH,COLOURING MATTER PREPARATN	65097	567769	57827	539341
320650 INORGANIC PRO USE LUMINOPHORES	236	2603		5497
320710 PREP PIGMENT/OPACIFIER/COLOURS	21273	214689	10737	183621
320720 VITRIFIABLE ENAMEL/GLAZE/ENGOB	7882	67386	6686	73157
320730 LIQUID LUSTER/SIMILAR PREPARAT	1741	19043		19278
320740 GLASS FRIT/POWDER GRANULE/FLAK	46444	854145	105929	976187
320810 PAINT/VARNISH BASE ON POLYESTER	15724	211095	10335	247246
320820 PAINT/VARNISH,ACRY/VINYL POLYM	40695	410504	23261	221989
320890 OTH PAINT BASED ON POLYAMIDES	135704	1457121	138747	1452992
320910 PAINT/VARNISH ACRY/VINYL POLYM	7394	98529	5227	76728
320990 PAINT/VARNISH,SYN POLYMER/AQS	21236	218964	8666	348526
321000 OTH PAINT & VARNISH FOR LEATHE	5014	188644	16836	212627
321100 PREPARED DRIERS.	21316	173573	9971	152900
321210 STAMPING FOILS	22263	289905	20186	264733
321290 OTH,PIGMENT DISPERSE NON AQUOS	30279	221309	19269	186700
321310 COLOURS IN SETS	4303	49551	2084	31776
321390 OTH COLOUR ARTIST/PAINTERS	397	9333	52	9196
321410 GLAZIERS/GRAFTING PUTTY,RESIN	36525	334296	10631	245073
321490 NON-REFRACTORY SURFACING PREP	47077	345187	22496	344272
321511 ROLLING COATING PRINT INK BLK	47002	429447	33401	368254
340290 OTH ORG SURFAC ACT,WASH/CLEAN	134300	1716639	93573	1393812
340311 PREP TEXTILE/LEATHER/OIL MATRL	21455	415239	54443	439246
340319 LUBRICAT PREP CONT PET/MIN OIL	92917	1228879	68072	1185874
340391 OTH,PREP TEXT/LEATHER/FURSK ML	145671	1963155	155430	2286434
340399 OTH LUBRICAT PREP OIL/GREASE	53791	586067	58751	504303
340420 ART/PREP WAXES,POLYETHEL GLYCL	24439	260076	22560	278507
340600 CANDLES,TAPERS AND THE LIKE	2660	86168	2674	48100
340700 MODELING PASTE ETC RETAIL SALE	4802	58773	3933	41146
350110 CASEIN	2619	60728	15684	89395
350220 MILK ALBUMIN,INCL WHEY PROTEIN		251		21550
350290 OTH ALBUMIN O/T EGG ALBUMIN	26	48	33	1401
350300 GELATIN&GELATIN DERIVATIVE	3580	114334	2502	136121
350400 PEPTONEDERV,PROTEIN SUBSTANCE	1887	66620	3925	57822
350510 DEXTRIN,OTH MODIFIED STARCHES	42507	519866	22706	424708
350520 GLUES	7103	117178	5172	106622
350610 PROD SUITABLE USE GLUE/ADHESIV	19887	226106	18598	185305
350691 ADHESIVE/RUBBER/PLASTIC/RESIN	118425	1365673	97000	1048495
350699 OTH PREP GLUE/ADHESIVE	13936	139929	8118	119773
350710 RENNET AND CONCENTRATE THEREOF	991	5693	122	2961
360690 OTH FERRO CERIUUM/OTH PYROPHORC	21	3359	365	1223
370110 X-RAY FILM,PLATE IN FLAT UNEXP	84775	1112592	99327	882888
370120 INSTANT PRINT FILM UNEXPOSED		249	100	3456
370130 OTH UNEXPOSED PLATE>255MM	45380	620323	64534	517945
370191 O.PL/FILM-COLOUR PHOTOGRAPHY		92		8317
370199 OTH PHOTOGRAP/PLAT/FILM/UNEXPS		7786		1953
370210 PHOT-FILM ROLL UNEXPOSE,X-RAY		415		13467
370231 OTH PHOT/FILM ROLL<105MM		401		1093
370239 OTH PHOT FILM ROLL ST/UNEXPOSE		8168	259	10250
370243 PHOT FILM W>610MM,L<200MM	4852	85822	5426	64945
370244 PHOT FILMW>105MM BUT<610MM	58336	496206	38492	579322
370252 PHOT FILM W<16MM-COLOUR				71
370254 PHOT FILM W-16MM-35MM/L<30MM				3
370255 PHOT FILM W-16MM-35MM,L>30MC/L				1549
370297 PHOT FILM ROLL W-</=35MM/L<30M				266
370310 PHOT PAPER/BOARD/TEXT W>610MM		3532		1712
370320 PHOT PAPER/BOARD/TEXT UNEX/COL	4972	53804	1691	50135
370390 OTH PHOT PAPER/BOARD TEXT UNEX	18785	142934	12308	130796
370400 PHOT PLAT/FILM PAPER/BOARD EXP	274	3753	347	8468
370510 PHOT PLAT/FILM FOR OFFSET REP				
370590 OTH PHOT PLAT/FILM		377	25	1863

Contd.

10.11 Imports by Economic Categories (Detail)

(In Thousand Rupees)

ITEMS	JUNE, 2015	FROM JULY, 2014	JUNE, 2014	FROM JULY, 2013
370610 CINEMAGRAPHIC FILM EXPO/DEVEL	130	4686	733	20139
370690 OTH CINEMA FILM EXPOSE DEVELOP	528	6848	602	5725
370710 SENSITISING EMULSIONS	7316	93723	9512	87834
370790 OTH CHEM PREP,PHOTOGRAPHIC USE	21756	824239	16781	176647
380110 ARTIFICIAL GRAPHITE	7693	44173	5509	22873
380120 COLOIDAL/SEMI COLOIDL GRAPHITE	141	4963		3802
380130 CARBONEOUS PASTE ELECTRODE		6198		6795
380190 OTH,PREP GRAPHITE O/T CARBON	321	19714	1719	15935
380210 ACTIVATED CARBON	26749	208370	8132	167993
380290 OTH ACT CARBON/NAT MINER PROD	14128	110512	12572	144909
380300 TALL OIL WHETHER/NOT REFINED		1100		816
380400 RESIDUAL LYE FROM WOOD PULP NS	27583	196579	15021	146543
380510 GUM,WOOD,SULPHAT TURPENTIN OIL		1782	866	6175
380590 OTH TERPENIC OIL CONIFER WOOD	502	79432	5860	85038
380610 ROSIN AND ROSIN ACIDS	40541	929394	125766	913188
380620 SALT OF ROSIN/RESIN ACIDS DERV	11078	89292	2326	124869
380630 ESTERS GUMS	6265	112676	6603	111998
380690 OTH,ROSIN,SPIRIT,OIL,RUN GUMS	5451	83961	4884	59489
380700 WOOD TAR/OIL,CREOSOT,NAPTH ETC			311	599
380850 INSECTICIDE/RODENTICIDE/ETC	1838	5284	859	3851
380891 OTHER INSECTICIDES	547793	5948163	595681	5597434
380892 FUNGICIDES	212002	2828436	242103	2731532
380893 HERBICID,ANTISPROUTING PRODUCT	204207	4917766	321092	3806566
380894 DISINFECTANTS	30815	267784	17464	209179
380899 PLANT-GROWTH REGULATORS R.O-71	2155	91056	1201	223260
380910 FINISHING AGENT AMYLACOUS SUBS		4969	2568	12504
380991 OTH FINISHING AGENT ETC TX ETC	271082	2854409	239606	2647626
380992 OTH FINISHING AGENT DYE CARIER	17536	253792	38063	268707
380993 OTH FINISHING AGENT DYE CARIER	60127	923652	98867	958247
381010 PICKLING PREP METAL SURFACE	20046	329629	13275	670825
381090 OTH PREP FOR METAL SURFACE	52588	397678	9958	83344
381111 ANTI-KNOCK PREP OF LEAD COMP		216		13
381119 OTHER,ANTI-KNOCK PREPARATIONS	349	19613	8220	33443
381121 ADD LUBRICATE,PET OIL BIT MINE	625379	5091703	444245	4724441
381129 OTH ADDITIVE LUBRICATING OIL	29719	1389707	130878	1237139
381190 OTH PREP ADDITIVE FOR LIQU USE	101206	2000460	194146	1684285
381210 PREPARED RUBBER ACCELERATORS	18282	176388	9548	123296
381220 COMPOUND PLASTICIZER RUB PL	832	11289	3772	257691
381230 ANTI-OXIDISING PREPAR & COMPOU	126439	1025582	51205	682449
381300 PREP/CHARG FIRE-EXTINGUISHERS	5371	61249	1170	43966
381400 ORGAN COMP SOLVENT/THINNER NES	19481	421694	47449	481829
381511 SUPORTED CATALYST WITH NI/COMP	21769	134133	17738	150419
381512 SUPORTED CATALYST WITH PR/METL	375627	1384158		123800
381519 OTHER,SUPPORTED CATALYSTS	100872	704708	16352	340590
381600 REFRACTORY CEMENT,MORTARS,CONS	39138	497170	32740	444450
381700 MIXE ALKYL-BENZEN&MIX AL-NAPHT	856893	9058109	980776	7795414
381800 CHEM ELEMENT/COMP DOP-ELECTRON	235	2578	722	23432
381900 HYDRALIC BRAKE FLUIDS/LIQUIDS	13351	116827	8300	120521
382000 ANTI-FREEZING PREP/DEICE FLUID	17526	145755	20383	136993
382100 PREP CULTURE MEDIA MICRO-ORGAN	5928	75908	8403	65458
382200 DIAGNOSTIC/LAB REAGENTS/PR-DIA	613222	5971093	454417	5612571
382311 STEARIC ACID	22983	289920	19757	215430
382312 OLEIC (OLIVE) ACID	3207	36396	633	42299
382313 TALL OIL FATTY ACIDS	909	18335		11789
382319 OTH INDUS MONOCARBOXYLIC F.ACI	268172	3358903	193691	3065751
382370 INDUSTRIAL FATTY ALCOHOLS	6828	167708	6415	87225
382410 PREP BINDER FOUNDRY MOUL CORES	13553	132206	8515	100123
382430 NON-AGGLOMERATED METAL CARBIDE				61
382440 PREPARED ADDITIVES FOR CEMENT	41746	323538	26440	281198
382450 NON-REFRACTORY MORTAR CONCRETE	1570	34395	1990	14615

Contd.

10.11 Imports by Economic Categories (Detail)

(In Thousand Rupees)

ITEMS	JUNE, 2015	FROM JULY, 2014	JUNE, 2014	FROM JULY, 2013
382460 SORBITOL O/TH SUB-H-NO.2905.44	47325	667745	43252	540184
382475 MIX CON CARBON TETRACHLORIDE		2		
382478 CON (PFCs)/(HFCs)BUT NOT(CFCs)	8634	54495	806	11234
382479 OTH MIX CON HALOGE DER OF METH	22849	199423	16947	156993
382481 MIX CON OXIRANE(ETHYLE OXIDE)				94
382490 OTH,CHEMICAL PRODUCT/PREPARA	1970195	21670742	1313557	16793671
382549 OTH WASTE ORGANIC SOLVANTS		25		
382590 OTH RESIDUAL OF CEHM.INDUSTRY		1990		510
390110 POLYETHYLENE SP GRAVITY<0.94	2554090	29963092	2146070	27102882
390120 POLYETHYLENE SP.GRAVITY>0.94	1673269	23760002	2627180	19998142
390130 ETHYLENE-VINYL ACETATE COPLMER	264507	2447663	296863	2229783
390190 OTH POLYMER OF ETHYLENE P.FORM	250964	2561733	145594	1691134
390210 POLYPROPYLENE	3715389	42935043	4294653	45287861
390220 POLYISOBUTYLENE		66726	7548	63113
390230 PROPYLENE COPOLYMERS	1035649	11915767	1252117	11944409
390290 OTHER OLEFINS IN PRIMARY FORMS	31548	305771	16270	256264
390311 POLYSTYRENE EXPANSIBLE	9892	128693	10407	113029
390319 OTHER POLYSTYRENE	106786	632317	36810	655395
390320 STYRENE-ACRYLONITRILE COPOLYMR	32310	327299	26061	322595
390330 ACRYLONITRILE-BUTADINE-STYRENE	239224	3028267	271817	3091418
390390 OTH POLYMERS OF STYRENE,P-FORM	26447	190915	15669	155685
390410 POLYVINYL CHLORIDE,UNMIX SUBST	376632	3849043	247501	3176508
390421 OTH POLYVINYL CHLORIDE,NON-PLA	8302	103579	475	89966
390422 OTH POLYVINYL CHLORIDE PLASTIC	38454	308543	22994	304918
390430 VINYL CHLORIDE VINYL ACETATE	5160	43468	6166	56610
390440 OTH VINYL CHLORIDE COPOLYMERS	10570	87515	1959	107495
390450 VINYLIDENE CHLORIDE POLYMERS				280
390461 POLYTETRALUOROETHYLENE	283	1187		3597
390469 OTHER, FLUORO-POLYMERS	296	13761		12025
390490 OTH POLYMERS OF VINYL CHLORIDE	751	14181	2170	14643
390512 POLYVINYL ACETATE AQUE DISPERS	6156	56428	8447	63113
390519 OTH POLYVINYL ACETATE (PVA)	5663	61721	1376	58561
390521 VINYL ACETATE COPOLYMERS AQUEO	41897	526161	30548	475803
390529 OTH VINYL ACETATE COPOLYMERS	10565	152182	13119	138337
390530 POLYVINYL ALCOHOL W/N CON UNHY	182554	2058789	170402	2412905
390591 COPOLYMERS	2374	16659	2947	33031
390599 POLYMERS OF OTHER VINYL ESTERS	38842	356326	19528	291760
390610 POLYMETHYL METHACRYLATE	28188	208852	16629	173319
390690 OTHER,ACRYLIC POLYMERS P/FORMS	333851	4215795	336914	4043647
390710 POLYACETALS	15658	192449	22620	164375
390720 OTHER POLYETHERS	1042867	11672978	912013	10768223
390730 EPOXIDE RESINS	91259	874698	68530	823535
390740 POLYCARBONATES	59624	1136534	66645	793537
390750 ALKYD RESINS	69167	311864	733	101005
390760 POLYETHYLENE TEREPHTHACATE(PET)	234070	4376280	313285	3440092
390770 POLY(LACTIC ACID)	8856	51248		15075
390791 OTHER POLYESTERS, UNSATURATED	2851	43154	4050	45470
390799 OTH POLYESTERS IN PRIMARY FORMS	45536	440861	84698	496850
390810 POLYAMIDE-6,-11,-12,-6,6,-6,10	8644	228306	12368	211952
390890 OTH POLYAMIDE IN PRIMAR FORM	48900	422701	34008	359935
390910 UREA RESINS, THIOUREA RESINS	2464	48852	4775	53739
390920 MALAMINE RESINS	21803	198352	17742	173373
390930 OTHER AMINO-RESINS	220	8757	214	4933
390940 PHENOLIC RESINS	23218	305619	27775	282510
390950 POLYURETHANES	193848	2430669	238187	2597345
391000 SILICONES IN PRIMARY FORMS.	298266	3217212	287778	2915590
391110 PETROL/COUMARONE,INDENE RESINS	15009	145584	6571	96776
391190 OTH,POLYSULPHIDE,SULPHONE/PLAS	12705	134343	20407	150573
391211 CELLULOSE ACETATES,NON-PLASTI				502
391212 CELLULOSE ACETATES,PLASTICISED		480		1931

Contd.

10.11 Imports by Economic Categories (Detail)

(In Thousand Rupees)

ITEMS	JUNE, 2015	FROM JULY, 2014	JUNE, 2014	FROM JULY, 2013
391220 CELLULOSE NITRATES(INCL COLLO)	83597	772475	85723	681812
391231 CARBOXYMETHYL CELLULOSE & SALT	138413	1658119	72610	1349804
391239 OTHER CELLULOSE ETHERS	157703	1572996	103178	1695550
391290 OTH CELLULOSE & CHEM DERIVATIV	30511	421307	13259	314175
391310 ALGINIC ACID,ITS SALTS & ESTER	136248	1868111	83756	1620704
391390 OTH NATURAL POLYMERS/MODIFI	35401	404354	16080	343038
391400 ION-EXCHANGERS BASED ON POLYMR	9577	318436	29805	314966
391510 WASTE,ETC OF ETHLY/POLYM/PLAST	8665	23516	1165	12014
391520 WASTE,ETC OF STYRENE/POLY/PLAS		40417		26567
391530 WASTEETC OF VINYL-CHLORIDE/PL	63674	827248	106539	922815
391590 WASTE,ETC PLASTIC/PARING	25706	498295	77889	802772
391610 MONOFILAMENT D>1MM RD/ST/PROFI		16874	60	20613
391620 MONOFILAMENT D>1MM-PL PO VICHL	7506	59221	2799	31975
391690 OTH MONOFIL D>1MM PLASTIC-TOH	14788	143735	13425	109554
391710 ARTIFI GUTS OF HARDEN PROTEIN	4351	13909	3909	11308
391721 TUBE,PIPE HOSES,RIGID,OF POLYM	3957	126357	11960	78105
391722 TUBE,PIPE HOSES,POLYMER OF PRO	943	76916	9070	59520
391723 TUBE,PIPE ETC OF POLYMER VINYL	9552	256440	11771	138163
391729 TUBE,PIPE HOSE,RIGID,OTH PLAST	8893	126824	2930	55856
391731 FLEXIBLE TUBE,PIPE B-PRE27.6MP	15069	175830	8808	89265
391732 OTH,TUBE,PIPE HOSE W/OUT FITNG	1490	16891	2095	35607
391733 OTH TUBE,PIPE NOT REINFORCED	170	14873	2180	10622
391739 OTHER TUBES,PIPES AND HOSES,	90149	892663	24739	517450
391890 FLOOR COVERING OF OTH PLASTICS	21540	196354	13569	83341
391910 SELF ADHESIVE PLAT,ETC W<20CM	110339	1297494	164580	1201434
391990 OTH,SELF-ADHESIV PLATE,W>20CM	451613	3599175	311336	2791854
392010 OTH PLATES,ETC PLASNON-CELLULAR	162694	1804061	174317	1588566
392020 OTH PLATE,ETC PLAST NOT REINFO	111150	1465966	107222	1395880
392030 OTH PLATE,SHEET,ETC OF PLASTIC	43095	301496	39022	281015
392043 OTH PLATE,MAT OF VINYL CHLORID	50434	364677	18648	354584
392049 OTH PLAT,ETC VINYL CHLORID FLX	116427	1292010	81322	1008627
392051 OTH PLATE,ETC ACRYLIC POLYMERS	328	66709	8931	74971
392059 OTH PLAT,ETC OTH ACRYLPOLYEER	2518	34786	971	11420
392061 POLY CARBONATE IN PLATE, ETC	1595	23111	2386	29561
392062 OTH PLATE ETC POLY(ETH TEREPH)	53102	331521	36313	388512
392063 OTH PLATE ETC UNSAT-POLYSTERS	10832	233206	16399	250447
392069 OTH PLATES ETC OF OTH POLYESTR	15252	95052	9223	140901
392071 OTH PLAT ETC PLAS OF REG CELUL		9152	2265	10098
392073 OTH PLATETC PLASTIC NON CELLU		130		2760
392079 OTH PLAT ETC-PLAS OF CEL DERIV		207		1062
392091 OTH PLATETC PLAS OF PO BUTRAL	6782	36659	731	28248
392092 OTH PLAT ETC-PLAS OF POLYAMIDE		21474	378	24391
392093 OTH PLAT ETC-PLAS OF AMINO-RES		311		892
392094 OTH PLAT ETC-PLAS OF PHENORES	119	19037	2787	10184
392099 OTH PLAT ETC-PLAS OF OTH PLAST	56110	595992	56206	591330
392111 PLATES ETC OF PLAS POLY/STYREN	359	16326		5100
392112 PLAT ETC PLASTIC CEL P-VIN-CHL	77929	645379	91790	485252
392113 PLAT ETC PLA CEL OF POLUURETHA	61103	948842	104804	2070125
392114 PLAT ETC PLA CEL OF REGERATED	4047	17112	2778	14778
392119 FLAT SHET ETC PLA CEL OTH PLAS	17440	266069	29358	463692
392690 OTH, ARTICLES OF PLASTICS	340006	3880341	469670	4004326
400110 NATURAL RUBBER LATEX	217945	2420419	184691	3426997
400121 SMOKED SHEETS	32546	1318961	84553	1236422
400122 TECH SPECIFIED NATURAL RUBBER	179174	1742866	117584	2265941
400129 OTHER NATURAL RUBBER	19786	210316	24858	296014
400130 BALATA,GUTTA-PARCHA,CHICLE ETC				466
400211 STYRENE-BUTADIENE RUBBER LATEX	133437	1365239	96443	1331498
400219 STYREN BUTADIEN RUBER CARBXYLA	298638	3997659	319785	2935723
400220 BUTADIENE RUBBER (BR)	31421	207208	53351	528884
400231 ISOBUTENE-ISOPRENE RUBBER(IIR)	161343	1421991	158299	1825830

Contd.

10.11 Imports by Economic Categories (Detail)

(In Thousand Rupees)

ITEMS	JUNE, 2015	FROM JULY, 2014	JUNE, 2014	FROM JULY, 2013
400239 OTH,HALO-ISOBUTENE-ISOPRENE RU	527	120150	157	191320
400241 CHLOROPRENE RUBBER LATEX (CR),		424	485	485
400249 CHLOROPRENE RUBBER O/THAN LATX	39893	443660	21426	479567
400251 ACRYL BUTADIENE RUBBER LATEX	1366	1638		59115
400259 ACRY BUTAD RUBBER O/THAN LATEX	53899	591677	22485	337447
400270 ETHYL PROPLENE-NON-CONJUGATED	31805	235045	19044	336043
400291 OTH SYNTHETIC RUBBER FACTICE		1089	66	234411
400299 OTH SYN RUBBER FACTICE D/F OIL	20795	223127	22540	204247
400300 RECLAIMED RUBBER PRIMARY FORM	26722	344626	17903	340707
400400 WASTE,PAROMGS&SCRAP O/TH H-RUB	77257	1149240	102585	1340039
400510 COMP WITH CARBON BLACK OR SILI	16810	142535	23178	176000
400520 SOLUTION/DISPERS O/T H-4005.10	107	383		234
400591 PLATE,SHEET STRIP UN-VUL RUBER	2444	12624	1781	6846
400599 OTHER COMPOUNDED RUBBER	26073	247254	21469	235308
400690 OTH FORM&ARTIC UNVULCAN RUBBER	393	51895	9573	18516
400700 UNVULCA RUBBER THREAD & CORD	22338	203294	14981	169660
400811 PLATE,SHEET ETC CELLU VULC RUB	5295	71946	7028	137861
400819 RODS&OTH FORMS OF CEL.VULC RUB	3719	16581	4619	16885
400821 PLAT,SHET N-CELU VULCANI RUBER	56984	601385	52346	431341
400829 RODS&OTH FORM OF N/CEL VUL RUB	6312	65464	8285	87383
400911 TUBE,PIPE OF RUBBER W/O.FITING	36169	341663	31894	232577
400912 TUBE,PIPE OF RUBER WITH FITING	3310	25731	1629	21856
400921 TUBE,PIPE OF RUB W/O.METL.FIT	1193	39423	1826	134706
400922 TUBE,PIPE OF RUB WITH METL.FIT	1857	15909	3359	22416
400931 TUBE,PIPE RUB W/O TEX.METL.FIT	6802	128018	5336	67645
400932 TUBE,PIPE RUB W/TEX.METL.FIT	1350	25521	103	8446
400941 TUBE,PIPE RUB W/O OTH.METL.FIT	5703	55044	3811	55987
401700 HARD RUBER IN ALL FORMS/ARTICL	542	13845	968	18006
410120 W.HID&SKIN BOV.WT8-10KG.UN.SPL		42784	2338	36205
410150 WHOLE,HIDE/SK BOV ANI F>16 KG	60195	701117	75811	505012
410190 OTH HIDES INCL BUTT,BEND&BELIE	2164	8583	4114	22151
410210 RAW SKINS OF SHEEP/LAMB W/WOOL	163954	3485427	301939	4981294
410221 RAW SK SHEP/LAM W-OUT WOOL PKD	19116	340617	23044	392725
410229 OTH RAW SK SHEP/LAM W/OUT WOOL	12659	247847	54069	169344
410320 RAW HIDES & SKINS OF REPTILES		5217		
410390 OTH,HID/SK FRE SALTED,DRIED,LA	51276	1010382	85383	893802
410411 HIDE/SKIN FULL GRAIN UNSPLIT	525	31565	10897	33392
410419 OTH HIDE,SKIN WET STATE		155506	14311	213896
410441 HIDE,SKIN FULL GRAIN DRY STATE		23193	1256	28581
410449 OTHER HIDES DRY STATE(CRUST)	682	44600	15467	24809
410510 WET BLUE LAMB,SHEEP SKIN	33752	1226875	254813	1930601
410530 SHEEP/LAMB SKIN NO WOOL CRUST		14667		50148
410621 GOAT/KID SKIN WET BLUE	54189	682116	99050	908595
410622 GOAT/KID SKIN CRUST	3235	165217	18036	251843
410691 OTH WET BLUE SKINS		34		10004
410692 OTH SKINS DRY STATE CRUST		3629		
410711 WHOLE HIDE SKIN FULL GRAIN BOV		3057		3284
410712 WHOLE HIDE/SKIN GRAIN SPLIT BV	4233	22149	6996	20921
410719 OTH WHOLE HIDE/SKIN BOV ANIMAL	30241	790063	92017	701529
410791 OTH HIDE INCL SIDES FULL GRAIN		332	115	115
410792 OTH HIDE INCL SIDE GRAIN SPLIT		16169	7896	10581
410799 OTH LEATHER FURTHER PREPARED	15511	142719	17013	152983
411200 PREPARED LEATHER SHEEP/LAMB	2686	74594	762	49710
411310 LEATHER PREP.AFTER TANN GOAT	2443	158155	1239	217699
411390 OTH LEA FURTHER PREP.AFTR TANE	23052	72269	4760	25103
411410 CHOMIS LEATHER		168		90
411420 PATENT LAMINATED METALIS LEATH	89	15925	9723	20611
411510 COMP. LEATHER WITH BASIS LEATH	25305	140221	25157	111666
411520 PARINGS, OTH WASTE OF LEATHER		11201		21346
420600 ARTI OF GUT OF BLADER/ TENDONS				33

Contd.

10.11 Imports by Economic Categories (Detail)

(In Thousand Rupees)

ITEMS	JUNE, 2015	FROM JULY, 2014	JUNE, 2014	FROM JULY, 2013
430110 MINK SKINS,RAW,WHOLE/W/O HD,TA				131
430219 OTH,FURSKINS,WHOLE,W&W/OUT H&T	4525	38200	2874	55375
430220 HEAD,TAILS,PAWS&OTHER CUTTINGS		846		
440110 FUEL WOOD,IN LOGS,BILLETS ETC		193	457	509
440122 WOOD IN CHIPS OR PART NON-CON	519	519		620
440310 WOOD TRET WITH PAINT,STAIN ETC	10068	69262		90402
440320 OTH,CONIFEROUS SPECIES ROUGH	34242	231050	33190	163683
440349 OTH,WOOD,NON-CONF SPECIES ROUG	43338	333903	70208	559452
440391 OTH WOOD OAK LOGS NON-CONFIFER		443	1826	2084
440399 WOOD OF OTHER NON-CONF SPECIES	241637	1165884	77332	578906
440410 CONIFEROUS	3624	74313	11535	75251
440420 NON-CONIFEROUS		5		640
440799 OTH WOOD NON-CONF.SPECIES	147336	1863914	206780	1477730
440810 CONIFEROUS SHEET FOR VENEERING	8763	91758	1133	85422
440831 VENEER/DARK RED MERANTI SHEETS		2907		
440839 OTH VENEER SHEET/TROPICAL WOOD	8132	66574	3408	48592
440929 OTHER NON-CONIFEROUS WOOD	259	2496	79	2863
441011 PARTICLE BOARD OF WOOD	4096	141591	25556	117836
441012 ORENTED STRAND BOARB UN-WORKED	3	9438	2312	8159
441019 OTH P-BOARD OF LIGNEOUS MATERI	36	551		1864
441090 OTH P-BOARD NOT AGGLOM W-RESIN	505	26080	2040	7389
441112 MEDIUM DENSITY BOARD (MDF)	183325	1362249	148333	1241162
441113 (MDF)THICKNESS 5MM TO 9MM	35714	306116	29883	231931
441114 (MDF)THICKNESS EXCEEDING - 9MM	111063	1374285	63567	1031233
441192 OTH (MDF)DENSITY EXC 0.8 g/cm3	199	361		168
441193 OTH (MDF)DENSITY 0.5-0.8g/cm3	84213	1363921	127784	1341162
441194 OTH (MDF)DENSITY NOT> 0.5g/cm3	279	14234	930	10026
441210 P-WOOD,VENEER PANELS OF BAMBOO		228	76	277
441231 OTH P-WOOD OF WOOD SHEET -6MM			320	4400
441232 OT P-W OUTER PLY NON-CONIFE-WD	35428	311059	12548	183885
441239 OTH PW CONSIST OF WD SHEET-6MM	11813	134673	15135	58173
441294 OTH BLOCKBOARD,LAMINATED&BATEN	1288	9496		7444
441299 OTH PW CONSIST OF WOOD SHEET	172	6705	59	17618
441400 WOODEN FRAMES FOR PAINTINGS	1632	9526	897	13085
441510 CASES,BOXES,CRATES,SIM/PACKING	644	41070	529	3748
441520 BOX PALLETS& OTHER LOAD BOARD	20	13872	335	763
442190 OTHER,ARTICLES OF WOOD	24889	178906	10261	116824
450110 NATURAL CORK,RAW/SIMPLY PREPAR		6531		1116
450190 WASTE CORK,CRUSHED,GRANULATED	208	7858		7471
450200 NATURAL CORK,BLOCK,PLATE,SHEER			58	60
450310 CORKS AND STOPPERS		87		75
450390 OTHER ARTICLE OF NATURAL CORK		62		43
450410 BLOCK PLATE SHEET,STRIP CORK	4645	21295	1204	22935
460290 OTH BASKET/WICKERWORK/LOOFAH	672	6394	287	2538
470100 MECHANICAL WOOD PULP	33464	506741	29645	501079
470200 CHEM WOODPULP,DISSOLVING GRADE	5369	104110	3794	116325
470311 CHEM WOODPULP UNBLECHED CONIFE	95875	688629	30138	771777
470319 CHEM WOODPULP UNBLE NON CONIFE		4147		11695
470321 CHEM WOODPULPSEMIBLEACH/BLEACH	267411	3522559	348065	3902750
470329 OTH CHEMWOODPULP BLE/SEMI-BLEH	618613	3449578	237451	3351616
470421 CHEM WOODPULP,S-BLE/BLE CONIFE		1		7970
470429 CHE W-PULP,S-BLE/BLE NON-CONIF	40234	258105	2638	284730
470500 SEMI-CHEMICAL WOOD PULP	124850	992824	135841	989476
470620 PULP OF FIBRES DERI FROM W-SCR		49637		20569
470691 PULP OTHER CELL MATERIAL MECH		71		
470693 PULP OBTAIN.COMBIN OF CHE/MECH				
470710 UN-BLEACHED KRAFT PAPER	8295	190838	9028	333270
470720 RECOVERED PAPER/PAPER BOARD BL		97	868	5499
470730 PAPER/PAPERBPARD MACHINE PULP		21136		4596
470790 WASTE & SCRAP OF OTHER PAPER	187324	2134360	114058	2148747

Contd.

10.11 Imports by Economic Categories (Detail)

(In Thousand Rupees)

ITEMS	JUNE, 2015	FROM JULY, 2014	JUNE, 2014	FROM JULY, 2013
480100 NEWSPRINT,IN ROLLS OR SHEETS	662407	6164571	751666	5709144
480210 HAND-MADE PAPER & PAPERBOARD		787	273	1517
480220 PAPER/P-BOARD PHOTO-SENSITIVE	6	7268	60	3629
480240 WALL PAPER BASE		76		
480254 OTH PAPER & PAPERBOARD<40G/SQM	3483	78916	785	68662
480255 OTH PAPER&PAPERBOARD>40-G/SQM	351253	3046306	143439	2456593
480256 OTH PAPER&PAPERBOARD IN SHEETS	12896	704755	33972	145648
480257 OTH PAPER WT 40-150 G/M2	2359	418676	38369	391331
480258 PAPER & BOARD WT>150G/M2	86317	717468	48069	399033
480261 OTH PAPER&PAPERBOARD IN ROLLS	1380	2012	184	5796
480262 OTH PAPER&PAPER BOARD IN SHEET	317709	2560823	185775	2281134
480269 OTH U-C CARBONISING BASE PAPER	2783	19070	2117	18739
480300 TOILET FACIAC TISSUE/TOWEL ETC	21705	281571	20052	259292
480411 KRAFTINER UN COATED UN-BLEACH	157747	1468140	95527	1245407
480419 OTH KRAFTLINER UNCOAT ROL/SHEET	106622	894641	82770	610583
480421 SACK KRAFT PAPER,UNBLEACHED	391818	4941476	526020	4631690
480429 OTH SACK KRAFT PAP UN-COT RISH	9698	36202	11116	51331
480431 OTH KRAFT P1BORD WT150G/SQMUNB	36464	360159	60468	375506
480439 OTH UNC K-P/BORD WT150G/SQMUB	21019	258106	40073	370810
480441 OTH KR.P/BORD W>150G<2259-UNBL		221		691
480442 OTH KRAFT 150-225G BLECH	2	21628	3713	21738
480449 OTH KRAFT PAPER IN ROCC/SEETS	31	3349		16415
480451 OTH KRAFT PAPER 225G ON BLEACH		5491		3372
480459 OTH KRAFT PAPER IN ROLL 225G	14984	105478		7501
480511 SEMI-CHEMICAL FLOUTING PAPER	20151	142375		115585
480512 STRAW FLUTING PAPER		99		2684
480519 OTHER FLUTING PAPER	27	393952	1320	173592
480524 TESTLINER BD WT150G/M2 OR LESS	50339	186299	8789	118057
480525 TESTLINER BOARD WT>150 G/M2	13879	185798	18185	224394
480530 WRAPPING PAPER,UNCOAT	47507	341835	16418	336724
480540 FILTER PAPER/PAPERBOARD,UNCOAT	596	19024	969	23177
480550 FELT PAPER/PAPERBOARD,UNCOATED		80		5263
480591 OTH P&P/ BOARD<150G UNCOATED	29760	296470	6825	278535
480592 OTH P&P/BOARD 150-225G UNCOAT	21956	180937	24835	115295
480593 OTH P & P BOARD<225G UNCOATED	12016	171748	10501	156211
480610 VEGETABLE PARCHMENT PAPER	3788	11347		10245
480620 GREASEPROOF PAPERS	3032	21494	1525	18189
480630 TRACING PAPERS	1246	28586	2835	27681
480640 CLASSINE/GLAZED TRANSPA PAPER	16092	140670	11683	91608
480700 COMPOSITE P/BOARD STICKING FLA	44	55934	3142	52119
480810 CORRUGATED P&P/BOARD PERFORTE		749	94	1567
480840 SACK KRAFT PAPER CREPED/EMBOSD		7132		3782
480890 OTH PAPER,CREPED/EMBOSSD/PERF	2225	44210	3463	43871
480920 SELF COPY PAPER	26516	422869	18981	363455
480990 OTH COPYING / TRANSFER PAPERS	1392	43474	1274	32066
481013 P&P/BOARD FOR WRITING/PRINTING	140137	1376133	103645	1623295
481014 P&P/B IN SHEET 1-SIDE<435/297M	399	2302		
481019 OTH PAPER&PAPERBOARD IN SHEET	55795	666600	85598	971831
481022 LIGHT WEIGHT COATED PAPER	12085	28020	1640	14194
481029 OTH LIGHT WEIGHT COATED PAPER	171204	3487009	313252	1566255
481031 KRAFT PAPER&BOARD WT 150G/M2		1201		2159
481032 KRAFT PAPER&P/BOARD WT>150G/M2		47505		45867
481039 OTH KRAFT PAPER&P/BOARD BLEACH	1037	9924	1986	15381
481092 OTH PAPER&P/BOARD MULTI-PLY	1105025	10956042	833588	7674640
481099 OTH PAPER&P/BOARD COATED	39	294270	29673	255357
481110 P&P/BOARD,TARRED,BITUMINISED	2	6515		3765
481141 GUMMED ADHESIVE PAPER & BOARD	215008	1525483	133439	1637141
481149 OTH GUMMED/ADHESIVE P&P/BOARD	11890	228052	5479	131389
481151 PAPER&PAPER BOARD PLASTIC COAT		197		75
481159 OTH P&P/BOARD PLASIC COAT.	384003	3179401	295749	3448218

Contd.

10.11 Imports by Economic Categories (Detail)

(In Thousand Rupees)

ITEMS	JUNE, 2015	FROM JULY, 2014	JUNE, 2014	FROM JULY, 2013
481160 P&P/BOARD COATED WAX COVERED.	84362	631970	40600	738001
481190 OTH P&P/B CELLULOSE WADDING	151842	1630879	97696	1401689
481320 CIGRETTE PAPER IN ROLL WTH SCM	59878	713239	48002	765671
481390 OTH CIGARET PAPER,BOOKLET/TUBE	51688	739632	67708	605731
481420 WALL PAPER COVERD WITH GRANITE	18497	165349	21032	93180
491199 OTHER, PRINTED MATTER	48619	685440	12520	408558
500100 SILK-WORM COCOONS FOR REELING		1637		
500200 RAW SILK (NOT THROWN)	21961	127170	2249	71766
500300 SILK WASTE, YARN WASTE&G-STOCK		2595		2614
500400 SILK YARN,NOT RETAIL SALE	53975	365305	20581	434104
500500 YARN SPUN FROM SILK,WASTE NRS	68974	584020	41718	490592
500790 OTHER SILK FABRICS	221894	2512176	180979	1061423
510111 SHON WOOL GREASY	3785	14967	2915	29017
510119 OTHER GREASY FLEECE WSHED WOOL	78796	542981	127318	439204
510121 SHORN WOOL, DEGREASED		7200	8935	24556
510129 OTHER DEGREASED WOOL NOT CORBO		34113	9184	23678
510130 CARBONISED WOOL	12280	112084	18834	169867
510219 OTH FINE ANIMAL HAIR KASHMIR		10081		743
510220 COARSE ANIMAL HAIR		788		
510510 CARDED WOOL	1385	2885	573	4086
510521 COMBED WOOL IN FRAGMENTS				2481
510529 OTHER WOOLTOPS&COMBED WOOL		26571		42425
510531 FINE ANIMAL HAIR,CARDED/COMBED		19723		22843
510539 OTH F-ANIMAL HAIR,CARD/COMBED		65		
510610 YARN OF CARDED WOOL 85% WT WOL	18154	309177	26150	307296
510620 YARN OF CARDED WOOL<85% W WOL	16876	211844	31585	189301
510710 YARN OF COMBED WOOL-WOOL=>85%	5996	69572		30255
510720 YARN OF COMBED WOOL-WEIGHT<85%		26279	668	6998
510910 YARN OF WOOL /ANIMAL HAIR 85%>	937	3654	20	473
510990 OTH YARN OF WOOL / ANIMAL HAIR			30	30
511300 WOV. FAB. COARSE ANIMAL HAIR.				1351
520100 COTTON, NOT CARDED OR COMBED.	3655229	34879741	3292777	59230976
520210 YARN WASTE(INCL.THREAD WASTE)	642	26082	3061	27053
520299 OTHER COTTON WASTE	16833	215346	23525	137799
520300 COTTON, CARDED OR COMBED.		7575		8908
520411 COTTON SEWING THREAD 85%/MORE		202		1302
520419 OTH COTTON SEWING THREAD 85%>	371	5821	86	6933
520420 COTTON SEWING THREAD,RETL SALE		1284	19	5271
520511 SIN.COT.YAR.U.COM.FIB.D-714.29	36975	335476	78739	899453
520512 S-COT.YARN UCF.D-232.56-714.29	36545	705077	53729	1465222
520513 S-COT.YARN UCF.D-192.31-232.56	397	161925		548580
520514 S-C. YARN UCF D-125.00-193.31.	1631	56511		13932
520515 S/C YARN UCF.D< 125.00-193.31.		53296		232353
520521 S/C YARN COM.FIB D-714.29/MORE		3723	7553	63953
520522 S/C YARN LF.DX.232.56-714.29		562106	21601	982779
520523 S/C.YARN LF.DX.192.31-232.56		22956		392473
520524 S/C YARN COM.FIB.125-192.31-DX	4998	55751		554706
520526 S/C YARN LF. DX. 106.30-125.		278535		208585
520527 S/C YARN COM.FIB.106-36-125-DX	306544	2781408	106813	3043081
520528 S/C YARN COMBED FIB.< 83.33-DX	124910	2907004	218199	3043159
520531 MUL/CAB.C/Y.ULF.>714.29DECITEX	70490	156849		1382387
520532 MUL/CAB C/Y ULF.232.56-714.29D		15216	979	73955
520533 MUL/CAB.C/Y ULF.192.31-232.56D				399
520534 MUL/CAB.C/Y ULF.125-192.31 DX.			10760	75212
520535 MUL/CAB.C/Y UN.COM.FIB<125.DX.		244280	65973	1430146
520541 MUL/CAB.C/Y COM.FIB>714.29DX				133
520542 MUL/CAB.C/Y CF.232.56-714.29DX	13956	114783	8255	43669
520543 MUL/CAB.C/Y CF.129.31-232.56DX		103		
520544 MUL/CAB.C/Y C.FIB-125-192.31DX		6477		14438
520547 MUL/CAB C.Y CF.83.33-106-38 DX		4536		49770

Contd.

10.11 Imports by Economic Categories (Detail)

(In Thousand Rupees)

ITEMS	JUNE, 2015	FROM JULY, 2014	JUNE, 2014	FROM JULY, 2013
520548 MUL/CAB.C/Y COM.FIB.< 83.33.DX	1414	69674		48555
520611 S/C YARN UN COM. FIB>714.29 DX	5276	128914	3899	84075
520612 S/C YARN UN.COM. FIB.<71429.DX	17332	99154	2997	41878
520613 S/C.YARN UN.COM.FIB.<832.56DX.				2702
520614 S/C YARN UN.COM.FIB.<192.31DX				3044
520615 S/C YARN UN.COM. FIB.<125DX.		969		975
520621 S/C YARN COMBED FIBRE 714-29DX				221
520622 S/C YARN COMBED FIB.<714.29DX	356	933		7085
520623 S/C YARN COMBED FIB.<232.56DX				16522
520624 S/C YARN COMBED FIB< 192.31DX	2692	2692		
520625 S/C YARN COMBED FIB<125 DX	4776	13244		
520634 MUL/CAB C/Y UCF <192.31,125DX				252
520635 MUL/CAB C/Y UN-COM F/B<125DX		10290	2357	25817
520641 MUL/CAB C/Y COM F/B>714.929DX			647	647
520642 MUL/CAB C/Y CF<714.29,232.56D				96
520710 C/Y CON>85 % WT OF COT PER-SAL		1149	35	155
521225 OTH W-FAB COT PRINTED>200G/SQM	535	2291	762	2349
530110 FLAX, RAW OR RETTED				16089
530121 FLAX,BROKEN OR SCUTCHED N-SPUN		33087		18286
530129 OTH, FLAX,HACKLED NOT SPUN	5509	156612	16473	58024
530310 JUTE/OTH TEXT BAST FIB RAW/RET	417951	4275485	90260	4246995
530390 OTH, WASTE OF JUTE&TEXTILE FIB		47367		30148
530500 COCONUT,ABACA RAMIE,RAW/PROCE	23593	171142	7431	421455
530610 SINGLE FLAX YARN	446	81252	6494	113303
530620 MULTIPLE OR CABLED YARN		2838		1326
530710 SINGLE,YARN OF JUTE OR OTH FIB	7789	83594	5383	241245
530720 MULTIPLE OR CABLED YARN(RAMIE)	3031	48438	4716	30433
530810 COIR YARN	6910	48645	6395	43243
531100 WOV FAB OF OTH VEG TEX FIB		2279		2427
540110 SEWING THREAD SYTHA FILAMENT	54136	589073	56095	928712
540120 SEWING THREAD ARTIFICIAL FILAM	188261	2090127	101545	1817896
540211 HIGH TENANCITY YARN OF ARAMIDS		25568		6286
540219 OTH HIGH TENANCITY NYLON YARN	2329	52457	1229	12366
540220 HIGH TEN YARN OF POLYESTERS	3849	68752	5733	27006
540231 FILAMENTS YARN NYLON POLY 50	183488	1413193	103089	1358347
540232 FILAMENTS YARN NYLON/OTH POLY	2175	140399	24559	291749
540233 FILAMENTS YARN OF POLYESTERS	1976668	21199111	1294353	21806749
540234 TEXTURED YARN OF POLYPROPYLENE	19575	185250	21373	135359
540239 OTH, SYNTHETIC FILAMENTS YARN	12893	354963	31879	429962
540244 OTH YARN SINGLE UN-TWIST/TWIST	306173	4893417	294654	4531190
540245 ELASTOMERIC YARN OF NYLON	61267	694941	51061	684553
540246 ELASTOMERIC YAR,POLY-PARTIALLY	6589	63794	331	49969
540247 ELASTOMERIC YARN OF POLYESTERS	552906	6522352	511880	5871382
540248 O-ELASTOMERIC OF SPANDEX/LYCRA	9672	89764	3758	52354
540249 OTH,YARN,SINGLE,50 TURNS/MTR	9243	152896	6573	480498
540251 OTH S/Y TWIST>50/M NYLON,POLYA	77	27545	2817	33246
540252 OTH S/Y TWS>50/M OF POLYESTER	54361	429590	31704	499039
540259 OTH S/Y TWS>50M OF OTH POLYEST		20918	36	81803
540261 OTH Y-MULTIPLE/CAB NYLON/POLYM	7750	96843	1433	546579
540262 OTH Y-MULTI/CAB OF POLYESTER	132814	1119728	118071	842542
540269 OTH Y-MULTI/CAB NOT RETAIL SAL	21263	138406	5123	37996
540310 HIGH TENACITY YARN OF VISCOS		245		1
540331 OTH Y/S UN-TWST VISCOSE RAYON	1047255	10328013	752188	9851576
540332 OTH Y/S VIS RAY >120TURNS/MTRS	398711	4789338	310342	3017673
540333 OTH YARN,SINGLE CELLULOSE ACET	7914	45035		31175
540339 OTH ARTIF FILAMENT YARN SINGL	116769	711049	63233	562739
540341 OTHER YARN OF VISCOS RAYON		36049		131961
540349 OTH ARTI FILAMENT YRN VIS RAYO	126	3133		4340
540411 ELASTOMERIC SYN-MONOFILAMENT	352	24283	9272	53907
540412 OTH MONOFILAMENT OF POLYPROPYL	6620	29636		13386

Contd.

10.11 Imports by Economic Categories (Detail)

(In Thousand Rupees)

ITEMS	JUNE, 2015	FROM JULY, 2014	JUNE, 2014	FROM JULY, 2013
540419 OTH SYN MONOFILAMENT OF 67-DEX	14376	156586	12142	115745
540490 OTH SYNTH YARN & SYNTH TEX MAT	13337	122134	5177	158323
540500 ARTIFICIAL MONOFILAMENT67D/MORE		499	373	373
540834 OTH WOV FAB ART.FIL YARN PRINT		272		8
550110 SYN FIL TOW NYLON/OOPOLYAMIDES				203
550120 SYN FILAMENT TOW OF POLYESTERS	6556	65425	2964	100712
550130 ACRYLIC OR MODACRYLIC	403469	3636585	157541	3426382
550190 SYNTHETIC FILAMENT TOW,N.S.	188	25618		80854
550200 ARTIFICIAL FILAMENT TOW	352752	4544763	326287	4506622
550311 SYN STAPL FIB OF NY OF ARAMIDS	4099	42118	602	17461
550319 OTH SYN STSPL FIB NOT CARD/COM		175810	20352	161919
550320 SYN STA FIB POLYESTER N-CRD/CD	1584022	16605410	1712616	15051049
550330 SYN STA FIB ACRYLIC N-CRD/COMD	454080	3988829	48452	2927307
550340 SYN STAFIB POLYPROPYLENE N-C/C	6341	14766		
550390 SYN STAPLE FIB NOT CARDED/COMB	31746	124794	497	31107
550410 ART-STA FIB VIS RAYON N-CRD/CO	1833863	18579477	1805095	14455858
550490 OTH ART STAPLE FIB NOT CARDED	356761	5555493	407994	4133182
550510 WASTE SYNTHETIC FIBRES	1704	9980	1341	5801
550520 WASTE ARTIFICIAL FIBRES		3929		
550610 SYN STA FIB CRD,COM SPIN NYLON	2580	33950		501
550620 SYN STA FIB CRD,COM SPN POLYES	21077	316289	36265	416058
550630 ACRYLIC FIBRES CARDED/COMBED		1561		44583
550690 SYNTHETI FIB CARDED/COMBED NS		1024	27	378
550700 ARTIFI STAPLE FIB CARDED/COM		395	511	1813
550810 SEWING THREAD SYN STAPLE FIBRE	2818	36091	2585	107435
550820 SEWING THREAD ART STAPLE FIBRE		49419	10264	138719
550911 S/Y STA FIB 86% WT NYLON	14665	639370	67665	624897
550912 MULTI CAB YRN SYN FIB NYL 85%W		232		127805
550921 S/Y SYN STA FIB 85% WT POLYSTR	496044	5356739	383497	5247571
550922 MULTI STA FIB 85% W POLYESTER	152216	1335977	79968	795961
550931 SINGLE YARN85% OR MORE ACRYLIC	3522	226237		240475
550932 MUL/CAB YARN 85% ACRYLIC FIB	196673	1451452	76017	633384
550941 SINGLE YARN 85% WT SYN STA FIB		97748		72777
550942 MUL/CAB YARN SYN STA FIB 85%WT	135	1474		3592
550951 O/YRN POLYES STA FIB MIX ARTIF	388889	3342165	136073	1697093
550952 O/YRN MX WITH WOOL/FINE A-HAIR	1748	1748		1166
550953 OTH YRN OF POLYESTER MIX COTTN	1570	30886	262	59933
550959 OTH YRN OF POLY STAPLE FIBRE	70455	501278	55893	410732
550961 O/YRN OF ACRYLIC S-FIB MX WOOL		83506	27794	110036
550962 OTH YARN ACRYLIC MIX COTTON		4225		
550969 YARN ACRYLIC FIB NOT FOR R-SAL	76124	581037	43901	684429
550992 O/YRN SYN STA FIB MIX COT-NRS	1722	1722		
550999 OTH YARN SYN FIB NOT FOR R-SAL		108606	76	91048
551011 S/YRN ART STA FIB>85% STAPLE-F	160346	1267797	66614	937391
551012 MUL/CAB YARN ART STA FIB>85%W		35111		26878
551030 O/YRN ART STA FIB MIX COT-NRS		17		
551090 O/YRN ATT STA FIB<85%ART ATA-F		4925	74	85225
551110 YARN 85%MORE OF SYN STAP FIBRE				1600
551120 YARN<85% BY WT SYN STAP FIBRE		18990	14351	23105
560290 OTH FELTS,NOT IMPREGNATE,COAT	21739	198808	12492	159191
560311 N-WOVNS, M-MADE FILA>25G/SQM	66612	840958	40582	674045
560312 N-WOV,M-MAD FIL>25G/SQM>70GSQM	144440	1193986	92175	886289
560313 N-WOVNS,M-MAD FIL>70G/SQM>150G	41903	404956	62412	440560
560314 N-WOV,M-MAD FLAME WT>150G/SQM	48468	248937	26986	210119
560391 OTH NONWOVENS, WT>25 G/SQM	87	4297	302	5189
560392 OTH N-WOV,WT>25G/SQM>70 G/SQM	6976	50598	6269	72511
560393 OTH,NON WOVEN>70G/SQM>150G/SQM	8243	42187	12181	55866
560394 OTH,N-WOVEN WEIGHING>150G/SQM	218657	2288800	175533	1750441
560410 RUBBER THREA AND CORD,TEX COVE	1004	29433	2648	68619
560490 OTHER,TEXTILE COVERED MATERIAL	7211	123647	5513	111773

Contd.

10.11 Imports by Economic Categories (Detail)

(In Thousand Rupees)

ITEMS	JUNE, 2015	FROM JULY, 2014	JUNE, 2014	FROM JULY, 2013
581099 OTH TEXTILE MATERIAL.	228	1692		64552
581100 QUILTED TEXTILE PRODUCT PIECE.	9046	56584	10907	73584
590110 TEX FAB.GUM COATED/AMYLAC,SUBS	7124	39173	4938	61181
590290 OTH,TYRE CORD FAB YARN VIS-RYN	1674	3433		74
590310 TEX.FAB.IMP,COV/LMTD PICAL.	168822	1536579	143704	1261611
590320 TEX.FAB IMP,COATED,POLYURETHAN	173059	1925632	180484	1302650
590490 OTH FLOOR COVERINGS, LINOLEUM		2830		
590500 TEXTILE WALL COVERINGS.		98		79
590610 ADHESIVE TAPE < 20 CM	1917	35356	1352	29601
590691 RUBBERISED TEX FAB,KNIT/CROCH		7948	6059	31745
590699 OTHER,RUBBERISED TEX FAB,N.S	5311	111336	12655	243826
590700 TEXTILE FABRICS O/W IMPG/COATD	14116	242668	21253	382775
630800 SETS OF WOVEN FABRICS AND YARN		35		253
630900 WORN CLOTHING&OTH WORN ARTICLE	1067511	12591639	1035898	17961232
631010 USED&NEW RAGS,SCRAP,TWINE,ETC		3714	895	8199
640590 OTHER FOOTWEAR	61679	158387	9875	118201
640610 OTH PARTS OF FOOTWEAR N.S.	6952	74019	12740	32614
640620 OUTER SOLE/HEEL OF RUB/PLASTIC	9025	167872	9851	155898
640690 PARTS OF FOOTWEAR/OTH MATERIAL	3716	37400	5817	99825
650100 HAT-FORM/BODY,HOODS OF FELT		243		23
700800 MUL-WALLED INSULATE UNIT GLASS	1761	99533	8604	63466
700910 REAR VIEW MIRRORS FOR VEHICLES	8371	66210	3364	46411
700991 UNFRAMED GLASS MIRRORS	44101	708433	39400	664861
701399 O-GLASSWARE INDOOR DECORATION	195540	2365932	141099	1606223
701890 OTH GLASS ART O/T IMI-JEWELERY	12450	95371	2266	57139
701911 SILVER/ROVINGYARN C/STAND=50MM		1964		1156
701912 ROVINGS	19824	134350	21281	109980
702000 OTH ARTICLES OF GLASS	4113	48471	3278	91612
710121 CULTURED PEARLS UNWORKED				99
710239 OTH NON-IND DIAMOND WORK,N-MOU				80
710310 UN-WORKED/SIMPLY SAWN PRE-STON	1824	27181	3088	9770
710399 OTH SEMI/PRE STONES WORKED N.S	46	88		5067
710590 OTH DUST/POWDER NAT SYN PRE ST		31		279
710610 SILVER POWDER		6		6
710691 SILVER UNWROUGHT	502	442155		615119
710692 SEMI-MANUFACTURED SILVER	17955	99950	1451	101409
711019 OTH PLATINUM OTH SEM MFG FORM		3081		100
711049 OTH MET-PLAT GRUD/ALOY S-MED F		225		13
730890 OTH STRUCTURE OF IRON OR STEEL	293161	5595880	408447	3805803
730900 RESERVATORS,TANKS,VATS SIMICONT	6504	162775	67799	247904
731010 TANKS,CASKS,DRUMS,CANS,BOX>50	1414	16086	12300	81503
731021 CAN,CLOSED BY SOLD/CIMP CAP<50	3117	84188	2139	108950
731029 OTH TANK,CASK,DRUM,BOX CAP<50	18768	834609	60866	635750
761090 ALUM STRUCTURE & PARTS N.E.S.	12579	612690	16045	164151
761100 ALUM RESERVOIRS,TANKS VATS ETC		162		213
761210 COLLAPSIBLE TUBULAR CONTA ALUM	3153	31469	182	29565
761290 OTH CASKS,DRUM,CAN,BOXES ALUMI	216634	2078889	187993	1992154
890800 VESSELS&F-STRU FOR BREAKING UP	13623717	71767689	3715703	76111947
900110 OPTICAL FIB,OPTI FIB BUNDLES	39641	387947	32098	297281
900120 SHEET,PLATE OF POLARISING MATE		431		1612
900130 CONTACT LENSES.	1543	18267	103	15384
900140 SPECTACLE LENSES OF GLASS.	5083	47276	3208	34699
900150 SPECTACLE LENSES OTH MATERIAL	1929	32829	530	9536
900190 OTH LENSES, PRISMS, MIRRORS	78	7968	1322	13485
900211 OBJECTIVE LENSE CAMRA/PROJECTOR	2065	6569	337	6136
900219 OTHER OBJECTIVE LENSES.	623	8064	270	2316
900220 FILTERS FOR OBJECTIVE LENSES	36	500	873	1263
900290 OTH,MOUNTED OPTICAL ELEMENTS	322	34046	570	17512
900311 FRAMS,MOUNTINGS OF PLASTICS	1210	11016	1168	6981
900319 FRAM,MOUNTING OF OTH MATERIAL	8236	70551	4633	33374

Contd.

10.11 Imports by Economic Categories (Detail)

(In Thousand Rupees)

ITEMS	JUNE, 2015	FROM JULY, 2014	JUNE, 2014	FROM JULY, 2013
900390 PART FOR FRAMES&MOUNT SPECATLE	268	512	5	249
900410 SPECTACLES,GOGGLES SUNGLASSES	48114	335518	21456	241430
900590 PARTS/ACCESSORIE OF BINOCULARS	37	19852	76	1297
900630 CAMERA USED IN UNDERWATE SURVY	63	78		82
900640 INSTANT PRINT CAMERAS	22	434		5871
900651 CAMERA(SLR) FOR FILM WDI>35MM		560		
900653 OTH CAMERA ROLL FILM OF35MM				346
900659 OTH CAMERA PHOTOGRAPHIC	34	10112	650	950
900661 DISCHARGE LAM FLASHLIGHT APPAR	13	952	17	152
900669 OTH PH-GRAPHIC FLASHLIGHT APPA	62	1370	503	5988
900691 PARTS,ACCE PHOTOGRAPHIC CAMERA	1159	9101	533	3392
B. CAPITAL GOODS TOTAL	37253737	388166883	31886706*	306810388
250100 SALT/PURE SODIUM CHLORIDE	9160	47779	6216	36556
250300 SULPHUR OF ALL KINDS	79007	788947	123054	1068504
250410 NATURAL GRAPHITE OF ALL KINDS	12246	94446	5040	83313
250490 OTHER,NATURAL GRAPHITE		1523		246
250510 SILICA SANDS AND QUARTZ SANDS	2406	17335	1289	17624
250590 OTHER NATURAL SANDS	274	26662	575	14119
250610 QUARTZ (O/T NATURAL SANDS)	336	3815	355	7008
250620 QUARTZITE ROUGHLY TRIMMED		254		3029
250700 KAOLIN & OTH KAOLIN CLAYS	56632	673773	54405	752237
250810 BENTONITE	13519	102356	947	69413
250830 FIRE-CLAY		6998		10588
250840 OTHER CLAYS	4452	77005	10257	57653
250860 MULLITE		4092	559	559
250870 CHAMOTTE OR DINAS EARTHS		1464		
250900 CHALK	15911	129187	12377	140124
251110 NATURAL BARIUM SULPHATE	1322	34295	5258	198768
251200 SILICEOUS FOSSIL MEALS	8091	30117	3096	29853
251310 PUMIC STONE W/NOT HEAT TREATED	10660	71150	6242	64736
251320 EMERY,NATURAL CORUNDUM,GARNET	4061	46350	2745	51575
251511 MARBLE/TRAVERTINE,CRUDE ROUGH	71380	249643	32377	274808
251512 MARBLE,TRAVERTINE,MERELY CUT		4200		9689
251520 ECAUSSINE/BUILDING STONES ETC			46	46
251611 GRANITE,CRUDE/ROUGHLY TRIMMED	2418	22125	3470	14771
251612 GRANITE,MERELY CUT,BY SAWING		6109		697
251620 SANDSTONE,CRUDE/ROUGHLY TRIMED	3329	6890	47	3477
251690 OTH MONUMENTAL BUILDING STONE		1828		2725
251710 PEBBLES,GRAVEL/CRUSH STONE ETC	563	3423		703
251741 GRANULES,CHIP & POWDER,MARBLE		6194		5979
251749 OTH GRANULE,CHIPPING & POWDER	1028	2734		3728
251810 DOLOMITE, NOT CALCINED				1260
251830 DOLOMITE RAMMING MAX	2476	12458		3245
251990 OTH FUSED MAGNESIA,DEAD BURNED	3969	107728	3501	107539
252010 GYPSUM; ANHYDRITE	6799	44598	2940	41680
252020 PLASTERS OF CALCINED GYPSUM	1063	5342		3367
252210 QUICKLIME		370		165
252220 SLAKED LIME	2072	4686		2924
252230 HYDRAULIC LIME		29		50
252310 CEMENT CLINKERS	6237	20834		2526
252321 WHITE PORTLAND CEMENT	436	827		1935
252329 OTHER PORTLAND CEMENT	151854	1250711	75927	528618
252330 ALUMINOUS CEMENT(CEMENT FONDU)	895	3283		16615
252390 OTHER HYDRAULIC CEMENTS	7880	462243	40674	476551
252410 ASBESTOS CROCIDOLIITE		2293		
252490 OTHER ASBESTOS	35271	383873		228150
252510 CRUDE MICA,MICA RIFTED SHEETS				69
252520 MICA POWDER	2570	7169	353	7268

Contd.

10.11 Imports by Economic Categories (Detail)

(In Thousand Rupees)

ITEMS	JUNE, 2015	FROM JULY, 2014	JUNE, 2014	FROM JULY, 2013
252610 NATURAL STEATITE,NOT CRUSHED	5741	2381636	308816	3206651
252620 NATURAL STEATITE,CRUSH/POWDER	4404	33512	2784	23657
252800 NATURAL BORATES & CONCENTRATES		94		
252910 FELDSPAR		131		219
252921 FLUORSPAR<97% CALCIUM FLORIDE	118	155		
252922 FLUORSPAR>97% CALCIUM FLORIDE	1003	10507		4941
253010 VERMICULITE,PERLITE CHLORITES	901	4028		1754
253090 OTHER,MINERAL SUBSTANCES	32696	385389	20777	348906
260111 IRON ORES,CONCEN,NON-AGGLOMERT	447969	3211580	225860	1354329
260112 IRON ORES CONCEN,AGGLOMERATED				67
260200 MAGANESE ORES & CONCENTRATES		117194		
260300 COPPER ORES AND CONCENTRATES		43		
260400 NICKLE ORES AND CONCENTRATES		111		
260700 LEAD ORES AND CONCENTRATES	1972	8848		10263
261000 CHROMIUM ORES AND CONCENTRATES	52	19231	4496	45207
261400 TITANIUM ORES & CONCENTRATES	2145	31877	4374	28448
261510 ZIRCONIUM ORES AND CONCENTRATE		5351		8106
261710 ANTIMONEY ORES AND CONCENTRATE				41
261800 GRANULATED SLAG M/G IRON,STEEL	25604	223444	85	17103
261900 SLAG,DROSS OTH WASTE,IRN/STL	4515	38727	20337	94003
262011 HARD ZINC SPELT MAINLY OF ZINC	191	10311	196	1979
262019 OTH,ASH&RESIDUE C/MAINLY ZINC	75	40216	698	30922
262030 ASH&RESIDUES MAINLY OF COPPER	6158	6158		
262040 ASH&RESIDUE MAINLY OF ALUMNIUM	292	730		10513
262099 OTH ASH&RESIDUE CANTAIN METAL		181		630
262190 OTH SLAG & ASH,RESIDUES M-WAST	307	20725		6513
270111 ANTHRACITE NOT AGGLOMERATED		2336	995	7039
270112 BITUMINOUS COAL,NOT AGGLOMERAT				171574
270119 OTHER COAL,NOT AGGLOMERATED	4923652	52759618	5450145	31072196
270120 BRIQUETTES SIMILAR SOLID FUEL		72	39	1223
270210 LIGNITE NOT AGGLOMERATED	1080	4190		3234
270300 PEAT INCLPEAT LITTER	646	13980	606	7973
270400 COKE/SEMI OF COAL,RETORT CARBN	414382	3125496	592355	4861192
270500 COAL GAS,WATER GAS,SIMILAR GAS	88	491		469
270600 TAR FROM COAL/LIGNITE/PEAT ETC		32496		3387
270710 BENZOLE (BENZENE)	44	44		44950
270730 XYLOLE (XYLENES)	159543	1977125	329866	2342901
270740 NAPHTHALENE				7620
270750 OTH STOCK FOR CARBON BLACK	12851	369398	34841	405927
270791 CREOSOTE OILS		1611		65
270799 OTH OIL /PROD DISTLION COALTAR	50653	1170375	149988	852411
271019 KEROSENE,INCL KER.TY. JET FUEL	1552330	14530364	1471847	12820008
271129 OTH GAS HYDROCARBON GAS STATE	554	4838		6708
271210 PETROLEUM JELLY	38031	262817	13268	203346
271220 PARAFIN/WAX,CONT WT<0.75%OIL	15334	346780	74159	359313
271390 OTH RESIDUE PETROLEUM BITUMEN		3282		1004
271410 BITUMEN OIL SHALE & TAR SANDS				35329
271500 BITUMEN MIXTURES,NATURAL	13394	65316	5301	366724
280110 CHLORINE		7248	1208	2301
280120 IODINE	22457	294464	25580	394312
280200 SULPHUR,SUB/PRE COLLI.SULPHER		5319	2488	14744
280300 CARBON(INCL CARBON BLACK)NES	159148	1362533	187395	1324015
280410 HYDROGEN.		30336		6874
280421 ARGON	8446	60961	5947	62706
280429 OTHER, RARE GASES.	9950	96647	2116	139118
280430 NITROGEN	86	7128	364	2303
280440 OXYGEN	343	2350	281	20353
280450 BORON, TELLURIUM	1949	1955		261
280461 SILICON CON & 99.99% BY WEIGHT		10759		15057
280469 OTHER SILICON	425	17483	646	33777

Contd.

10.11 Imports by Economic Categories (Detail)

(In Thousand Rupees)

ITEMS	JUNE, 2015	FROM JULY, 2014	JUNE, 2014	FROM JULY, 2013
280470 PHOSPHORUS	1691	76093	8970	64501
280480 ARSENIC		13470		11923
280490 SELENIUM	21799	156530	26208	159020
280511 SODIUM		2		264
280512 CALCIUM		7977		361
280519 OTHER ALKALI METALS	4560	32388	11727	33144
280540 MERCURY		24488	664	8668
280610 HYDROGEN CHLORIDE (HCL ACID)	52	3509		1947
280620 CHLOROSULPHURIC ACID		2		
280700 SULPHURIC ACID; OLEUM		1813	23	2671
280800 NITRIC ACID;SULPHONITRIC ACIDS	10140	125519	7544	137705
280910 DIPHOSPHORUS PENTAOXIDE		6465		4589
280920 PHOSPHORIC/POLPHOSPHORIC ACIDS	2949374	28827809	1916657	22709091
281000 OXIDES OF BORON;BORIC ACIDS	23142	246329	40172	245784
281111 HYDROGEN FLUORIDE		9268	1464	7247
281119 OTHER INORGANIC ACIDS.	9159	138339	10200	140548
281121 CARBON DIOXIDE		133411	18734	263152
281122 SILICON DIOXIDE (SILICA)	54225	710379	56341	632355
281129 OTH INORGANIC OXYGEN COMPOUNDS	864	14938	3354	21590
281210 CHLORIDES AND CHLORIDE OXIDES	2485	2561		158
281290 OTH HALIDE/HALIDE OXIDES	2549	22064	136	21073
281310 CARBON DISULPHIDE		13		
281390 OTH SUPHIDE OF NON-METALS				9061
281410 ANHYDROUS AMMONIA	29	2720	29	2607
281420 AMMONIA IN AQUEOUS SOLUTION	3368	20567	2271	114920
281511 SODIUM HYDROXIDE SOLID	15490	162053	4853	80652
281512 SODIUM HYDROXIDE AQUEOUS SOL	14	4554	16	14965
281520 POTASSIUM HYDROXIDE (CAUSTIC)	37350	408072	50595	322461
281530 PEROXIDES OF SODIUM/POTASSIUM		3960	2616	2667
281610 HYDROXIDE/PEROXIDE OF MAGNESUM	3522	50532	2208	48765
281640 STRONTIUM,OXIDE,H-OXIDE,PEROXI		2492		17
281700 ZINC OXIDE;ZINC PEROXIDE	22556	254758	15218	200623
281810 ARTIFICIAL CORUNDUM NOT DEFIN		28671	2853	40806
281820 ALUMINIUM OXIDE O/T ARTIFICIAL	8091	246313	12868	149640
281830 ALUMINIUM HYDROXIDE	47036	451459	41993	492001
281910 CHROMIUM TRIOXIDE	26503	181239	5722	127470
281990 OTH,CHROMIUM OXIDES&HYDROXIDE	822	11764		12116
282010 MANGANESE DIOXIDE	2723	31362	3687	37517
282090 OTHER, MANGANESE OXIDES		18693		1917
282110 IRON OXIDES AND HYDROXIDES	71345	569572	34837	400737
282200 COBALT OXIDE & HYDROXIDE	14168	83738	7137	70061
282300 TITANIUM OXIDES.	14933	246639	15702	249782
282410 LEAD MONOXIDE(LITHARGE,MASICOT	5023	32533	2594	15102
282490 OTHER, LEAD OXIDES		1269		807
282510 HYDRAZINE,YDROXYLAMINE SALT	79	78566	8735	85094
282520 LITHIUM OXIDE AND HYDROXIDE	17	10987	4236	14403
282530 VANADIUM OXIDES AND HYDROXIDES	155	9278		34909
282540 NICKEL OXIDES AND HYDROXIDES		6986		1969
282550 COPPER OXIDES AND HYDROXIDES		612		11615
282560 GERMANIUM OXID/ZIRCONIUMDIOXID		2		
282570 MOLYBDENIUM OXIDES/DIOXIDES	20	459	61	126
282580 ANTIMONY OXIDES		52440		100584
282590 OTH INORGANIC BASE/METAL OXIDE	892	42384	309	13611
282619 OTHER, FLOURIDES	6738	38708	688	25895
282630 SODIUM HEXAFLOROALUMINATE	131	1100		2078
282690 OTHER,COMPLEX FLUORINE SALTS	816	11567	2686	22843
282710 AMMONIUM CHLORIDE	2853	68625	8178	72902
282720 CALCIUM CHLORIDE	3587	82003	4115	54430
282731 CHLORIDES OF MAGNESIUM	2234	27023	1766	20404
282732 CHLORIDES OF ALUMINIUM	1215	40375	793	4026

Contd.

10.11 Imports by Economic Categories (Detail)

(In Thousand Rupees)

ITEMS	JUNE, 2015	FROM JULY, 2014	JUNE, 2014	FROM JULY, 2013
282735 CHLORIDES OF NICKEL	6301	33930	546	25855
282739 OTHER CHLORIDES:	29225	165889	5425	67489
282741 CHLORIDE OXIDE/HYDROXIDE COPPER		630		
282749 OTH CHLORIDE OXIDE/HYDROXIDES		1416		1148
282751 SODIUM POTASIAM BROMOMIDES		6734	608	4015
282759 OTH BROMIDE/BROMIDE OXIDE	1419	55635	23	8630
282760 IODIDES AND IODIDE OXIDES	820	32322	463	36237
282810 COM CAL HYP (BLEACHING POWDER)		8		959
282890 OTH HYPOCHLORITES/HYPOBROMITES	18798	66516	2	29171
282911 CHLORATES OF SODIUM		24808	3409	10193
282919 OTH CHLORATES/PERCHLORATES	26738	481637	26899	512363
282990 OTH BROMATES/PERBROMATE/IODATE	3948	50558	1562	9221
283010 SODIUM SULPHIDES	53869	998100	24209	769621
283090 OTH, SULPHIDES, POLYSULPHIDES		2940		9566
283110 SODIUM DITHIONITE,SULPHOXYLATE	107090	1231890	95677	1020442
283190 OTH DITHIONITE & SULPHOXYLATE	188279	789608	103695	685023
283210 SODIUM SULPHITES(NEUTRAL)	36610	427771	15243	347377
283220 OTHER SULPHITES		11461	32	5412
283230 THIOSULPHATES	1473	8848		9758
283311 DISODIUM SULPHATE	88171	1357249	154913	1100578
283319 OTHER SODIUM SULPHATES	3730	40849	356	19417
283321 MAGNESIUM SULPHATE(EPSOM SLATE	847	19587	19	12448
283322 SULPHATES OF ALUMUNIUM	7676	90199	1067	51499
283324 SULPHATES OF NICKLE	25007	91037	738	81469
283325 SULPHATES OF COPPER	10998	129781	4796	94381
283327 SULPHATES OF BARIUM	11574	73002	2639	65435
283329 OTHER SULPHATES	160517	1703123	199851	1285924
283330 ALUMS	91	736	1326	3595
283340 PEROXOSULPHATES(PERSULPHATES)	309	38059	192	54945
283410 NITRITES	9596	56549	4407	81563
283421 NITRATES OF POTASSIUM	10126	77044	4325	134326
283429 OTHER, NITRATES	6032	78357	10643	76171
283510 PHOSPHINATES & PHOSPHONATES	1795	33113	2961	47189
283522 PHOSPHATES OF MONO-OR DISODIUM	28905	201902	12543	149985
283524 PHOSPHATES OF POTASSIUM	3785	44969	147	35602
283525 CALCIUM HYDROGEN-ORTHOPHOSPHAT	110828	996083	57073	708865
283526 OTH CALCIUM PHOSPHATE (PURE)	34551	401337	62930	317956
283529 OTHER, PHOSPHATES	2381	56978	10258	41614
283531 SODIUM TRIPHOSPHATE	69253	763659	44411	828833
283539 OTHER, POLYPHOSPHATES	31767	328645	31715	222124
283620 DISODIUM CARBONATE NATURAL	177454	1426415	43525	1324085
283630 SODIUM HYDROGEN CARBONATE	8421	118997	18697	155826
283640 POTASSIUM CARBONATE	2835	206220	11989	317439
283650 CALCIUM CARBONATE	17682	192221	10472	148933
283660 BARIUM CARBONATE	11222	155741	9948	110446
283691 LITHIUM CARBONATE		7204		4632
283692 STRONTIUM CARBONATE	134	366		3
283699 OTHER, CARBONATES	41918	588662	36359	643334
283711 CYANIDES OF SODIUM	3828	82567	1256	119913
283719 OTH CYANIDE/OXIDES		5514		4274
283720 COMPLEX CYANIDES	89	2183	1704	2532
283911 SODIUM METASILICATES	3531	26023	2422	13015
283919 OTHER, SILICATES	1280	13505	2046	17266
283990 OTHER, METAL SILICATE	3210	37495	4768	47768
284011 SODIUM TETRABORATE ANHYDROUS		466		
284019 OTH DISODIUM TETRABORAT(REFINE	27721	218302	24226	172219
284020 OTHER, BORATES	15674	29581		51010
284030 PEROXOBORATES (PERBORATES)		2058		44064
284130 SODIUM DICHROMATE	21613	373254	14915	439333
284150 OTH CHROMATE DI/PER CHROMATES	1247	11560	6223	21858

Contd.

10.11 Imports by Economic Categories (Detail)

(In Thousand Rupees)

ITEMS	JUNE, 2015	FROM JULY, 2014	JUNE, 2014	FROM JULY, 2013
284161 POTASSIUM PERMANGANATE		22675		16446
284169 OTH MAGANITE MAGANATE/PERMAGAN		30		15
284170 MOLYBDATES	77	3517	175	3142
284180 TUNGSTATES (WOLFRAMATES)		471		2
284190 OTH,SALT OXOMETALIC/PEROX ACID	14	7332	9	4187
284210 DOUBLE OR COMPLEX SILICATES.	18557	175140	12011	99556
284290 OTHER SALTS OF INORGANIC ACIDS	37	8689	458	30470
284310 COLLOIDAL PRECIOUS METALS		92		
284321 SILVER NITRATE.	607	2709	51	3694
284329 OTHER,SILVER COMPOUNDS	21	11896	3975	14702
284330 GOLD COMPOUNDS.		283	22	273
284390 OTHER COMPOUNDS,AMALGAMS	35	1380	5	8741
284410 NATURAL URANIUM,ITS COMP ALLOY		548		39
284420 URANIUM/PLUTONIUM IT COMP ALOY				466
284430 URANIUM DEPLET THORIUM IT COMP				30
284440 RADIOACTIVE EL/ISOTOP COMP ALY	17480	151014	30862	253798
284450 SPENT FUEL EL NUCLEAR REACTOR		1203		
284590 OTH ISOTOPES & THEIR COMPOUNDS		249	147	147
284610 CERIUM COMPOUNDS.	46	974	48	1911
284690 OTH RARE EARTH METAL COMPOUNDS	818	3005	67	586
284700 HYDROGEN PEROXIDE SO-WITH UREA	27585	320999	14120	386759
284800 PHOSPHIDES,CHEMICALLY DEFINED				2194
284910 CALCIUM CARBIDES	156293	1028687	147804	744835
284920 SILICON CARBIDE	7675	39896	2504	22222
284990 OTHER CARBIDE		1081		191
285000 HYDRIDE,NITRIDE,AZIDE,BRMD ETC	316	3427		4021
285210 INORG/ORGANIC COMP OF MERCURY	2034	44535	1821	15862
285290 OTH INORG/ORGA COMP-MERCURY		3784	61	4613
285300 OTH INORGANIC COPM AMALGAMS	79	4775	300	7026
290899 OTH SULPHONATED DER OF PHENOLS	15672	90755	3994	70752
290911 DIETHYL ETHER	79	635		232
290919 OTHER, ACYCLIC ETHER	2399	27411	3862	44009
290920 CYCLANIC,CYC ETHER HALOGEN DER		2368	593	1793
290930 AROMATIC ETHER HALOGEN SULPH'T	8920	98544	7377	112594
290941 2,2-OXYDIETHANOL(DIETHYL GLYCL	123714	909133	45577	753240
290943 MONOBUTYL ETHER,ETHYLEN GLYCOL	30977	155866	11446	137974
290944 MONOALKYL ETHER,ETHYLEN,GLYCOL	35294	397007	40621	395507
290949 OTH,ETHERS THEIR DERIVATIVES	39354	370880	12968	321123
290950 ETHER-PHENOLS,ETHERALCH PHENOL	1840	26246	4943	18891
290960 ALCH PEROXID,ETH PEROXID,KETON	37207	288588	13078	204908
291010 OXIRANE (ETHYLENE OXIDE)		14793	3861	17353
291030 1-CHLORO-2,3-EPOXYPROPANE		52011	3374	27039
291090 OTH,EPOXIDE,EPOXYALCH,EPOXYPHL		7179		15839
291100 ACETAL HEM/ACETAL,OXYFUNC HEL	289	1805	2	1368
291211 METHANE WITHOUT OTH OXYGN FUNC		4317	447	5895
291212 ETHANE WITHOUT OTH OXYGEN FUNC		1392		734
291219 OTH,ACYCLIC ALDEHYD W/O OTHOXY	7007	159569	19419	158837
291221 BENZALDEHYDE W/O OTH OXY FUNC	960	1320	156	4428
291229 OTH CYCLIC ALDEHYD W/O OXY FUN	1506	44744	2905	48337
291241 VANILLIN(4-HYDROXY-3-METHOXYBZ	9458	80575	11415	87512
291242 ETHYLVANILIN(3-ETHOXY-4HYDROXY	3548	31128	49	30583
291249 OTH ALDEHYDE-ETHER/PHENOL/OXYG	465	4397	4270	6252
291250 CYCLIC POLYMERS OF ALDEHYES	2	2		2276
291260 PARAFORMALDEHYDE	9918	64423	1793	50408
291300 HALOGEN,SULPHONAT,NITRAT DERV	7	342		66
291411 ACETONE	1431	77469	6873	84343
291412 BUTANONE(METHYL ETHYL KETONE)	21362	394180	41286	314816
291413 4-METHYLPENTAN-2-ONE	844	44691	2873	25961
291419 OTH,ACYCLIC KETONE W-OUT OXY-F	32	2292	587	5594
291422 CYCLOHEXANONE,METHYLCYCLOHEXON	58969	282532	8637	187059

Contd.

10.11 Imports by Economic Categories (Detail)

(In Thousand Rupees)

ITEMS	JUNE, 2015	FROM JULY, 2014	JUNE, 2014	FROM JULY, 2013
291423 IONONES AND METHYLIONONES	662	5301		7398
291429 OTH,CYCLANIC ETC W/O OTHOXYGN	1820	20999	5658	48048
291431 PHENYLACETONE(1-PHENYLPROPAN-2		1876		
291439 OTH,AROMATIC KETONE W/O OXYGEN	8	2698	295	3431
291440 KETONE-ALCOHOL KETONE-ALDEHYDE	4159	68373	5951	85957
291450 KETONE-PHENOL/KETONE W/O OXYGN	5	18961	1151	32149
291461 ANTHRAQUINONE	748	1446		3551
291469 OTHER QUINONES	1679	62220		33922
291470 HALGENATDED,SULPHONATED,DERIVA	8	10655	1951	9707
291899 OTH INDREDIENTS FOR PESTICIDES	35133	485213	47130	598836
291910 TRIS(2,3-DIBROMOPROPY)PHOSPHA		1048		1781
291990 OTH PHOSPHORIC ESTER/SALT/DERI	12848	85597	23551	164042
292019 OTH THIOPHOSPHORICESTERS, DERI		260		
292090 OTH ESTER OTH INORGANIC ACID	4062	136653	2701	138813
292111 METHYLAMINE,DI/TRI & ITS SALT	7182	94875	5480	102977
292119 OTH ACYCLIC MONOAMIN/DERV/SALT	5209	34020	3211	23032
292121 ETHYLENEDIAMINE AND ITS SALTS	18073	105032	4387	50783
292122 HEXAMETHYLENEDIAMINE/ITS SALTS		2816		5497
292129 OTH ACYCLIC POLYAMIN/DERV/SALT	4385	45466	549	41142
292130 CY-CLANIC,LENIC LOTERPEN/SALT	10265	74864	3747	69644
292141 ANILINE AND ITS SALTS	3043	32856		17702
292142 ANILINE DERIVATIVES/ITS SALT	13303	297912	14373	281873
292143 TOLUIDINE/ITS DERIVATIV/SALT	539	98342	10170	67157
292144 DIPHENYLAMINE/ITS DERIV/SALT		20	291	4677
292145 1,2-NAPHTHYAMINE/ITS DERIVATE	4499	38390	2866	113610
292149 OTH,AROMATIC MONOAMIN DER/SALT	29094	414259	3026	383347
292151 O,M,P-PHENYLENE,DIAMINE SALT	79432	426530	29282	441528
292159 OTH AROMATIC POLYAMIN DER/SALT	12388	167948	3051	139053
292211 MONOETHANOLAMINE AND ITS SALTS	13699	68692	5352	83640
292212 DIETHANOLAMINE AND ITS SALTS	2725	105151	8052	62950
292213 TRIETHANOLAMINE AND ITS SALTS	5520	57830	5663	112465
292219 OTH AMINO-ALCH ETHER/ESTR/SALT	113930	1641584	74463	1081657
292221 AMINOHYDROXYNEPHLENE ACID/SALT	46869	322112	27515	672585
292229 OTH AMINO NAPHTHOL/PHENOL ETHER	74940	867144	67895	759055
292239 OTH AMINO ALDEHYDES	354	66178	441	27913
292241 LYSINE/ITS ESTER SALT THEREOF	300865	2340165	299371	3105758
292242 GLUTAMIC ACID AND ITS SALTS	150246	1650906	187272	1565341
292249 OTH AMINOACID/ESTER O/T OXYFUN	293504	2962832	226697	2843505
292250 AMINO-ALCHL/ACIDPHENOL/IT COMP	91788	1618851	106124	1020409
292310 CHOLINE AND ITS SALTS	904	26332	196	31641
292320 LECITHIN/OTH PHOSPHOAMINOLIPID	20471	196364	14254	149205
292390 OTH QU-AMMONIUM SALT/HYDROXID	42815	618215	92168	532301
292412 FLUOROACETAMIDE(ISO)MONOCROTO		708	11	351
292419 OTH AMIDE COMP,CARBONIC ACID	82892	799002	63213	709074
292421 UREINES/DERIV/SALT THEREOF	151	99054	24551	133741
292424 ETHINAMATE (INN)		709		
292429 OTH CYCLIC AMIDE DERIV/SALTS	220782	2071158	155842	2189673
292511 SACCHARIN AND ITS SALTS	33498	298105	43515	307378
292519 OTH IMIDE/DERIV/SALT THROF	5014	23760	1	24632
292521 CHLOIMEFORMRD (ISO)		1076		1693
292529 DIPHENYL-GUANIDINE	73208	595042	38785	579698
292610 ACRYLONITRILE	6775	43607	6	12357
292620 1-CYANOANIDINE(DICYANDIAMIDE	8515	69818	3785	51662
292690 OTH,NITRILE-FUNCTION COMPOUNDS	499290	4428918	298876	3085917
292700 DIAZO-,AZO-/AZOXY-COMPOUNDS	26400	234347	17426	195073
292800 ORGANIC DERV,HYDRAZIN/HYDOXY	9992	80739	2015	76550
292910 ISOCYANATES W-NITROGEN FUNCTIO	191540	3304582	161337	3083305
350790 OTH ENZYMES/PREP ENZYMES	173451	2191978	201915	2604803
360200 PREP EXPLOSIVE O/T POWDER	20040	31087		62997
381590 OTHER CATALYTIC PREPARATIONS	35464	543739	20115	951879

Contd.

10.11 Imports by Economic Categories (Detail)

(In Thousand Rupees)

ITEMS	JUNE, 2015	FROM JULY, 2014	JUNE, 2014	FROM JULY, 2013
401039 TRANS SYS.BELT OTH 150-198 CM	14345	187753	8676	227710
401110 NEW PNEUM TYRES FOR MOTOR CARS	111523	2009879	144262	1665252
401120 NEW PNEUM TYRES FOR BUS/LORRY	2986747	22216774	1552547	16914546
401130 NEW PNEUM TYRES RUB AIRCRAFTS	10625	174179	17581	93146
401140 NEW PNEUM TYRE RUBB MOTORCYCLE	378	77167	23231	137214
401150 NEW PNEUM TYRE RUBB BICYCLES	5186	40911	3660	60653
401161 TYRE AGRICULTURE VEH/MACHINE	212362	1827454	105663	1167265
401162 TYRE INDUSTRIAL VEH=61 CMS		569		131
401163 TYRE INDUST/CONS VEH>61 CMS		9460		9247
401169 OTHER TYRE HERRING BONE	177	3390		380
401192 OTHER TYRE AGRICULTURE/MACH		767	12	9323
401193 OTH TYRE INDUSTRIAL VEH=61 CM	3235	29060	833	19994
401194 OTH TYRE INDUSTRIAL VEH>61 CM	740	4492	977	71170
401199 OTH TYRE NEW PNEUMATIC RUBBER	135527	860204	35234	435086
401212 RETREATED TYRE FOR BUSES/LORRY		159		724
401213 RETREATED TYRE FOR AIRCRAFTS		24589	3335	85943
401219 OTHER RETREATED TYRE OF RUBBER		19	18	290
401220 USED PNEUMATIC TYRES OF RUBBER		83		
401290 OTH USED PNEUMATIC TYRE RUBBER	3806	49281	12865	62035
401310 INNER TUBES,OF MOTOR CAR/BUSES	17836	154461	8057	144394
401320 INNER TUBES FOR BICYCLES	2916	32055	2836	41176
420340 OTHER CLOTHING ACCESSORIES	14148	208562	46864	486455
440290 OTH WOOD CHARCOAL NOT AGGLOMER		10978	485	13519
440500 WOOD WOOL;WOOD FLOUR.		19		2395
440690 OTH RAILWAY SLEEPERS OF WOOD		3020	932	932
440710 CONIFEROUS WOOD SPECI SAW/CHIP	4218	12064		3598
440721 MAHOGANY (SWIETENIA SPP) TROP				3085
440725 TROPICAL WOOD DARK RED MERANTI	46122	290340	16376	176186
440726 TROPICAL WOOD WHITE LAUAN ECC	21085	252364	29328	246749
440727 SAPELLI	1446	1446		11837
440729 OTH TROPICAL WOOD NON-CONF SAW	382197	4879552	507542	3857647
440791 OAK WOOD,SWAN/CHIPPED LEN WISE	1049	14690	1142	19184
440792 BEECH WOOD SWAN/CHIPPED L/WISE	3388	103454	16359	146363
440793 OTH TROPICAL WOOD OF MAPLE				8473
440795 OTH TROPICAL WOOD OF ASH	68575	674689	35226	373542
440890 OTH.LAMINAT WOOD SAWN.SLICED6M	25233	148163	11529	174684
440910 WOOD CONIFEROUS SPECIES SHAPED		386	6449	6920
440921 WOOD NON-CONIFEROUS OF BAMBOO		863		
441700 TOOLS/BODIES/HANDLE OF WOOD	1332	7473	571	4053
441810 WINDOWS FRENCH WINDOWS & FRAME		1546	97	3179
441820 DOORS FRAMES AND THERSHOLDS	5864	90761	5275	78568
441840 SHUTTERING FOR CONCRETE C/WORK	14314	56686	3161	3161
441860 POSTS AND BEAMS OF WOOD		3435		
441872 OTH MULTILAYER FLOORING PANELS		1516	745	745
441879 OTH ASSEMBLED FLOORING PANELS	12136	28409		562
551694 W-FAB ART FIB<85%WT O/FIB PTIN	317444	4175058	320511	1922717
560121 OTH ARTICLES OF COTTON WADDING	593	12686	286	7622
560122 OTH WADDING OF MAN-MADE FIBRES	1460	4576	40	28659
560129 OTHER, WADDING ARTICLES	41	27094	21	35151
560600 GIMPED YARN,AND STRIP AND LIVE	55924	500941	20470	333912
560721 BINDER/BALER TWINE OF SISAL	1824	10458		4142
560729 OTH,TWINE,CORDAGE,ROPE&CABLE	1967	21374	3011	41520
560741 BINDER/BALER TWINE OF POLYTHNE	373	55268	7129	53952
560749 OTH TWINE,CORDAGE,ROP,CAB POLY	17149	132285	8873	93315
560750 TWINE,CORDAGE,ROPE,OTH SYN FIB	11770	74350	8555	55517
560790 OTH,TWINE,CORDAGE,ROPE & CABLE	7852	55428	2702	32175
560811 FISHING NETS MAN-MADE TEX MAT	37497	543449	32421	394826
560819 OTH, MADE UP NETS OF TEX MAT	22403	124225	8005	77229
560890 OTH,NOTTED NETS/NETTING ROPE	5601	47131	4233	26892
591000 TRANSMISON CONYOR BELT TEX MAT	13279	184988	16173	211548

Contd.

10.11 Imports by Economic Categories (Detail)

(In Thousand Rupees)

ITEMS	JUNE, 2015	FROM JULY, 2014	JUNE, 2014	FROM JULY, 2013
591110 TEX FAB,FELT & FELT-LINED FAB.	16007	229921	20615	260291
591120 BOLTING CLOTH,WHET/NOT MADE UP	3162	43854	7179	38885
591131 TEX FAB & FELTS,< 650G/SQM .	1202	39899	4149	103578
591132 TEX FAB & FELTS,>0650G/SQM .	22802	359855	27302	335412
591140 STRAINING CLOTH USED OIL PRESS		2163		1784
670490 WIGS,BEARD,EYE-BROW OF OTH MAT	110	3528	149	1385
680100 ARTICLE OF STONE PLAS CEMET	39	6524		23
680210 TILES CUBES AND SIMILAR ARTICL		5118		362
680221 OTH MONUMENTAL BUILD STONE/ART	24991	289290	24038	250313
680223 GRANITE	151232	1325050	97298	950805
680229 OTHER STONE		2377	820	2700
680291 OTH MARBL TRAVERTIN&ALABASTER	683	7378	1200	11683
680292 OTHER CALCAREOUS STONE				9
680293 OTHER GRANITE	71	92752	222	10268
680299 OTHER STONE	125	13099	27	4165
680690 OTH ARTICLE OF HEAT INSULATING	10327	103686	552	140573
680710 ARTICLE OF ASPHALT IN ROLL		7434		4718
680790 OTH ARTICLE OF ASPHALT MATERL		12548	217	4814
681099 OTH ARTICLE OF CEMENT	765	93951	834	237925
681140 ARTICLES CONTAINING ASBESTOS		20	15	52
681181 CORRUGATED SHT NOT CON ASBESTO		6		
681182 O-SHT,PANEL,TILES,NOT CON ASBE	36176	106220	925	104754
681599 OTH ARTICLE OF STONE OTH MINRL	3591	59239	6961	74722
690100 BRICK , TILE OF SILI FOSSIL		3997	19	915
690210 REF BRICK,TILE>50%MG,CA	72726	1231801	101244	1748317
690220 CERAMIC>50%SILICA,ALUM	3785	312019	36754	363459
690390 OTH REFRECTORY CERAMIC GOODS	16086	156235	2610	81580
690410 CERAMIC BUILDING BRICKS		2939		
690490 OTH C/FLOORING BLOCKS F/TILE	332	5500	13319	23021
690510 ROOFING TILES		331	16	1073
690590 OTH CHIMNEY-POTS,COWLS,ETC.		7314		127
690600 CERAMIC PIPES CONDUITS&FITING		3747	139	1730
690710 TILES CUBES ETC W/N RECT<7CM	4058	75068	4093	433738
690790 OTH,UNGLAZED CERAMICS	568705	5015630	241286	2807078
690810 TILES CUBES AND SIMILAR ARTICL	7242	68749	4823	25458
691490 OTH CERAMIC ARTICLES O/TH PORN	263	60345	215	3836
700100 CULLET AND OTH WAST&SCRAP,GLAS	3310	6189		707
700210 BALLS IN GLASS UNWORKED	203	23285	6943	39365
700220 RODS IN GLASS UNWORKED		655		24
700231 TUBE,FUSED QUARTZ/SILICA,UNWOR		281		824
700232 TUBE OF OTH GLASS UNWORKED		2512		839
700239 OTHER, TUBES IN GLASS	38041	532908	56493	550766
700312 NON-WIRED SHEETS COLOURED,FLAS	8139	189249	15558	142740
700319 OTH NON WIRED SHEETS OF GLASS	4619	148312	7095	129361
700320 WIRED SHEETS GLASS		5511	645	16234
700330 PROFILES OF GLASS		75		
700420 GLASS COLOURED OPACIFIED FLASH	191	191		340
700490 OTHER GLASS	9923	106498	3435	63756
700510 NON-WIRED GLASS HAVE ABSORBENT	10963	189155	14532	317316
700521 NON-WIRED GLASS COLOURED,OP/FE	16299	116098	7605	168606
700529 OTHER, NON-WIRED GLASS	16746	180772	7853	146076
700530 WIRED GLASS		825		
700600 GLASS BENT, EDGE-H-70.03,04,05	29914	102375	2262	13235
700711 THOUGHENED SAFTY GLASS FOR VES	27007	231326	12832	228219
700719 OTH THOUGHENED SAFTY GLASS	40263	318900	9493	78371
700721 LAMINATED SAFTY GLASS VEH/VESL	3911	168485	6641	153971
700729 OTHER, LIMINATED SAFETY GLASS	5125	136768	2763	83644
701090 OTH CARBOYS BOTT,FLASK,JAR,POT	77283	889397	61488	788483
701110 FOR ELECTRIC LIGHTING	8823	56273	286	6704
701400 SIGNALLING GL-WARE,OPTCAL ELEM	3025	46965	1018	8731

Contd.

10.11 Imports by Economic Categories (Detail)

(In Thousand Rupees)

ITEMS	JUNE, 2015	FROM JULY, 2014	JUNE, 2014	FROM JULY, 2013
701510 GLASS FOR CORRECTIVE SPECTACLE	1407	6571	99	215
701610 GLASS CUBES/OTH SMALLWARE	5336	58019	2263	47814
701919 OTH YARN OF GLASS FIBRE/THREAD	969	27345	549	35066
701931 GLASS MATS	39034	367265	33843	343536
701932 THIN SHEETS (VOILES)	72026	489639	45917	517038
701959 OTH WOVEN FABRICS	132	50297	2414	39294
710210 UNSORTED, (ROUGH) DIAMONDS		10421		2418
710490 OTH SYN/RECONSTI SEM/PRE STONE		22629	6427	6427
710510 DUST AND POWDER OF DIAMONDS				6
711890 OTHER COIN		442		991
720110 NON-ALLOY PIG IRON<0.5% PHOSP	33517	823163	30958	523583
720120 NON-ALLOY PIG IRON>0.5% PHOSP		12918		100216
720211 FERRO-MANGANESE CONT 2% CARBON	40820	743671	61446	638583
720219 OTH FERRO-MANGANESE	6296	178204	12749	122453
720221 FERRO-SLICON CONT >55% SILICON	53490	705863	38379	460698
720229 OTH FERRO-SILICON	10798	121670	10025	75369
720230 FERRO-SILICO-MANGANESE	108334	1892499	161901	1621493
720241 FERRO-CHROMIUM CONT >4% CARBON		25623		14903
720249 OTH FERRO-CHROMIUM		29943	6257	15986
720270 FERRO-MOLYBDENUM	3887	13743		12012
720280 FERRO-TUNGSTEN&FERRO-SIL-TUNGS	201	3261	661	3783
720291 FERRO-TITANIUM/FERO-SILI TITAN		116		
720292 FERRO-VANADIUM		405		478
720293 FERRO-NIOBIUM	194	1805	492	1199
720299 OTHER FERRO-ALLOYS		16251		3899
720310 FERROUS PROD BY DIR RUD IRONORE		629	18161	236522
720390 OTH FERROUS PRODUCTS		12		42319
720410 WASTE/SCRAP OF CAST IRON	6444	126905	22090	83276
720421 WASTE/SCRAP OF STAINLESS STEEL	45862	444704	24623	705168
720429 WASTE/SCRAP OF OTH ALLOY STEEL		15967		3195
720430 WASTE/SCRAP TINNED IRON/STL	414612	4040522	342336	4002139
720441 TURNING,SHAVING,MILLING WASTE	4060403	42195919	3036928	22411792
720449 OTHER FERROUS WASTE AND SCRAP	5546865	58883485	5153267	50296195
720450 REMELTING SCRAP INGOTS		3396		
720510 GRANULES OF PIG IRON	954	56763	1992	42732
720521 POWDERS OF ALLOY STEEL				24
720529 OTH POWDER PIG IRON&SP IRON/ST	11016	55002	7869	52770
720610 INGOTS OF IRON ON STEEL.		56		34
720690 OTHPRIM FORM (EXCL H-72.03)		2911		428
720711 CONT 0.25% CARBON,IRON/N-ALY/S	49539	4518762	49254	795183
720712 OTH RECTANGULAR CROSS SECT I/S		5559		
720719 OTH SEMI/FIN PROD IRON/N-A.STL		246		
721790 OTH WIRE OF IRON/NON-ALOY-STEL	44614	392462	35956	352078
721810 INGOTS & OTH PRI FORM ST/STEEL		207		
722300 WIRE OF STAINLESS STEEL	16498	143643	12844	152422
722410 INGOTS OTH PRI-FORM OTH A/STEL		1180		374
732599 OTH CAST ARTI OF I/S NES	21933	218534	7001	88718
732611 GRIND BALL&SIMI ARTI FOR MILLS	52	1822		21255
732690 OTH ARTICLES OF IRON & STEEL	377672	3342698	213245	3541986
740200 UN-REFINED CODDER, COPP ANODES		2639		12304
740311 REFINED COPPER,CATHODES&SECTIN	787018	8093754	564124	7550893
740312 REFINED COPPER WIRE-BARS		149	208	208
740319 OTHER, REFINED COPPER	2064	25427	2392	37642
740321 COPPER-ZINC BASE ALLOYS(BRASS)		121		10481
740322 COPPER-TIN BASE ALLOY (BRONZE)		32750	3848	18803
740329 OTH COPPER ALLOYS(O/T H-74.05)		11505	1488	6851
740400 COPPER WASTE AND SCRAP	106302	962946	66005	491848
741999 OTHER, ARTICLES OF COPPER	4719	51228	1106	55075
750210 NICKEL, NOT ALLOYED	130261	901908	157043	873805
750220 NICKEL ALLOYS	79	689	37	582

Contd.

10.11 Imports by Economic Categories (Detail)

(In Thousand Rupees)

ITEMS	JUNE, 2015	FROM JULY, 2014	JUNE, 2014	FROM JULY, 2013
750890 OTHER, ARTICLES OF NICKLES	53898	634913	23961	636197
760110 ALUMINIUM, NOT ALLOYED	453513	3846977	166566	3218321
760120 ALUMINIUM ALLOYS	284557	2026477	301627	1863706
761699 OTHER,ARTICLES OF ALUMINUM	113724	1122132	66655	604774
780110 REFINED UN-WROUGHT LEAD	931619	9533108	1156491	9936614
780191 OTH UNWROUGHT LEAD CON ANTIMON		23904		230445
780199 OTH UNREFIND LEAD&LEAD ALLOYED	4812	181471	14150	126213
780600 OTHER ARTICLES OF LEAD.	613	33066	5537	33013
790111 ZINC NOT ALLOYED WT=>99.99%	75610	1196984	48265	974056
790112 ZINC NOT ALLOYED WT < 99.99%	102224	1210885		1576119
790120 ZINC ALLOYS	44730	377141	22518	296569
790700 OTHER ARTICLES OF ZINC.	7416	139083	13042	116650
800110 TIN, NOT ALLOYED	35971	559882	16915	326964
800120 TIN ALLOYS	3773	7430	356	3178
800700 OTHER ARTICLES OF TIN		707		195
810110 TUNGSTEN POWDERS	399	399		8416
810196 OTHER WIRE OF TUNGSTEN	346	11269		10826
810199 OTHER ARTICLES OF TUNGSTEN		1758		722
810296 OTHER MOLYBDENUM WIRE	248	2110	319	3056
810299 OTH MOLYBDENUM AND ARTICLES				253
810411 UNWROUGHT MAGNESIUM BY WT99.8%		13293	1391	23137
810419 OTH ARTICL UNWROUHT MAGNESIUM	209	1387		3465
810490 OTHER ARTICLE OF MAGNESIUM	73	2229	84	233
810520 COBALT MATTES& OTH PRODUCTS				1569
810590 OTH INTERMEDIATE PRO OF COBALT	11487	105481	9636	109433
810600 BISMUTH&ATICL INCL WASTE,SCRAP		787		693
810720 UNWROUGHT CADMIUM POWDER		4750		
810790 OTH CADMIUM,WROUGHT & ARTICLES	249	1498	402	402
810820 UNWROUGHT TITANIUM POWDER				69
810890 OTH TITANIUM WROUGHT&ARTICLES	116	453372		434557
810990 OTH ZIRCONIUM AND ARTICLES	361	1810	551	2044
811010 UNWROUGHT ANTIMONY POWDER	118720	677035	32901	767635
811090 OTH ANTIMONY ART INCL W/SCRAP	420	835		6311
811100 MANGANES&ARTCL INC WASTE&SCRAP	160	32407	1189	16811
811219 OTH BERYLLIUM UNWROUGHT,ARTICL	402	449		
811221 CHROMIUM UNWROUGHT POWDER	136	136	515	1818
811229 OTH UNWROUG CHROMIUM INCL WAST	99	1296		4663
811259 OTH THALIUM UNWROUGH INCL WAST		2488		150
811299 OTH BASE METAL UNWROUGH&ARTICL		34		42
961900 SANITARY TOWEL&TAMPON&SIMILAR	477461	10395356	494429	9132561
010611 MAMMALS				220
010612 WHALES, DOLPHINES & PERPOISES				5952
010614 RABBITS AND HARES		54		
010619 OTHER MAMMALS	2099	21915	573	5691
010620 RAPTIRES (INCL.SNAKES&TURTLES)		1153		12
010631 BIRDS OF PREY	141	1449		513
010632 PSITTACIFORMES(INCL.PARROTS)	4793	91692	6549	79251
010639 OTHER BIRDS	186	6599		1017
010641 INSECTS		3632		3428
010690 OTHER LIVES ANIMALS	630	20667	717	18551
621790 PARTS OF GAR/CLOTH ACCESSORI	625	9841	9543	21049
680300 WORKED SLATE/ARTICLE OF SLATE		36		
680410 MILL STONE AND GRIND STON MIL	32209	264339	24873	265596
680421 OTH MILLSTONE OF AGGLOMER SYNT	7902	90862	29571	113685
680422 MILL STONE AND GRIND STONE/OTH	61949	855930	57141	810302
680423 OTH MILLSTONE OF NATURAL STONE	6832	47059	2187	35024
680430 HAND SHARPENING POLISH STONE	1356	13517	739	14255
680510 BASE OF WOVEN TEXTILE FABRICS	44960	460793	15810	309675
680520 ON BASE OF PAPER OR PAPERBOARD	22151	229375	19664	243511
680530 ON BASE OF OTHER MATERIALS	22814	179539	18113	190698

Contd.

10.11 Imports by Economic Categories (Detail)

(In Thousand Rupees)

ITEMS	JUNE, 2015	FROM JULY, 2014	JUNE, 2014	FROM JULY, 2013
680610 SLAG WOOL ROCKWOOL MINERAL WOL	2499	180358	3244	61040
680620 EXFOLIATED VERMICULITE EXPEND		7274	1406	9413
680800 PANELS,BOARDS,TILES BLOCKS ETC	3159	17985	1267	16897
680911 BOARDS,SHEETS,PANELS,TILES ETC	10016	93381	13945	83219
680919 OTH BOARDS,SHEETS,PANELS OF PL	350	18207	3874	12621
680990 OTH ARTICLE OF PLASTICS	1443	10461	2	1414
681011 BUILD BLOCK,BRICK OF CEMENT		161		
681019 OTH ARTICLE TILE,FLAGSTONE ETC	3236	25598		7876
681091 PREFABRICAT STRUCTURAL COMPONT		86713		
681189 OTH ARTICLES NOT CON ASBESTOES	219	6977	10839	15251
681291 CLOTHING ACCE OF ASBESTOES FIB		16		1018
681292 PAPER MILLBOARDFELT ASBET FIBR		83	56	210
681293 COMPRESSD ASBESTOS FIB JOINING	17954	120588	16127	99398
681299 O-ARTI OF FABRICA ASBESTOS FIB	506	25495	3906	29172
681320 FRICTION MATERIA CON ASBESTOES	16538	187037	13836	125133
681381 BRAKE LININGS&PADS VEH-H-8711	31204	347839	41996	296100
681389 O-BRAKE LINE&PADS NOT CON ASBE	5639	55553	1600	34576
681410 PLATES,SHEETS STRIPS OF AGLOM	347	8769	273	5472
681490 OTH, ARTICLES OF MICA	38	6049	207	9829
681510 NON ELETICAL OF GRAPHITE	7201	157357	5828	118785
681520 ARTICLE OF PEAT OTH ARTICLE		1016	15	251
681591 CONTAIN MAGNESTIC DOLOMITE/CHR		36		309
690290 OTH REFERECTORY BRIK/BLOK TILE	1427	88584	113	73633
690310 CERAMIC CON>50% GRAPHITE,CARB	18938	97527	19663	83753
690320 COLD TUNDISH LINING SLIDE GATE	22411	236442	25919	256894
690890 OTH GLAZED CERAMICS WALLTILES	822910	7013335	441677	4900848
690911 LAB CERM WARE PORCELAIN/CHINA	322	2789	586	4191
690912 LAB CERM WARE HARD>9 MOH.SCALE		9957		179
690919 LAB CERAMIC WARE CHM/TECH USE	3584	71095	2266	15955
690990 OTH CERAMIC WARES AND SIMILARS	129	6535	77	2212
691010 CERAMIC SINK,ETC.FIXT PORCELIN	64326	597796	49108	467566
691390 OTH STATUTTES, ORNAMENT	303	1898	53	609
691410 OTH CERAMIC ARTICLES OF PORCEL	205	2378		1038
710700 BASE METALS CLAD WITH SILVER		38		
710812 OTH UNWROUGH(GOLD)NON-MONTERY	233262	2372609	170338	18013732
710820 MONETARY (GOLD)		69137		23068226
711100 BASE-M-SILVER/GOLD,CLAD PLTNM		226		180
711810 COIN (O/T GOLD),NOT LEGAL TEND	53	71		
720720 CONT 0.25% MORE OF CARBON I/ST	66527	710151	88922	833987
720810 COILS, I/N-A-STEL-HOT ROLLED	44710	610238	171713	1504031
720825 OTH C-HR-I/N-A-STL TH>4.75 MM		74532	1121	1404378
720826 OTH C-HR-I/N-A-STLTH=3-4.75MM	1590	51407	5829	93178
720827 OTH C-HR-I/N-A-STL TH<3 MM	407	250475	2031	1153549
720836 OTH C-HR-I/N-A-STL TH>10 MM		480609	2283	339906
720837 OTH C-HR-I/N-A-STL TH4.75-10MM	2298	385077	41152	1851694
720838 OTH C-HR-I/N-A-STL TH 3-4.75MM	8498	3276956	1039938	10517897
720839 OTH C-HR-I/N-A-STL TH<3 MM	578806	10854079	504399	17873953
720840 NOT IN COIL I/S H-ROL W/PATERN	9931	40411	3066	55643
720851 OTH N/COIL I/S H-ROL TH>10 MM	28672	1236844	273924	1214106
720852 OTH N/COIL I/S H-ROLTH>4.75-10	10748	201985	8104	407572
720853 OTH N/COIL I/S H-ROL TH>3-4.75	4255	90758	25304	180842
720854 OTH C-HR-I/N-A-STL TH<3 MM	8477	117161	33562	97215
720890 OTH FLT-ROL PROD IRON WD>600MM	6441	334529	87192	4364634
720915 IN COIL I/S C-ROL TH 3MM/MORE	15898	706816	107649	1870547
720916 IN COIL I/S C-ROL TH > 1 < 3MM	626034	5033117	367763	4095753
720917 IN COIL I/S C-ROL TH>0.5-1MM	292082	2962044	364579	2300660
720918 IN COIL I/S C-ROL TH > 0.5 MM	202204	2913657	241149	1734297
720925 NOT IN COIL I/S C-ROL TH 3MM/>	4122	15784	3490	14186
720926 NOT IN COIL I/S C-ROL TH>1M<3M	102864	958459	65175	616831
720927 C-ROL I/S TH 0.5 MM TO 1MM	304713	2266039	166400	1607169

Contd.

10.11 Imports by Economic Categories (Detail)

(In Thousand Rupees)

ITEMS	JUNE, 2015	FROM JULY, 2014	JUNE, 2014	FROM JULY, 2013
720928 NOT IN COIL I/S C-ROL TH<0.5MM	13223	82770	11659	56412
720990 OTH FLT ROL PROD I/S WD>600MM	41581	826147	58141	768035
721011 I/STL PLAT/COAT TIN TH-0.5MM/>	325	17062		17096
721012 I/STL PLAT/COAT TIN<0.5MM	321169	3771005	290252	2284199
721020 IR/STL PLAT/COAT WITH LEAD		4924		116
721030 ELECTROLYTICALLY PLAT/COAT ZIN	352118	3981232	334007	2789831
721041 COR F-R PROD I/S ZINC COAT600	4062	23619		72227
721049 OTH F-R PROD I/S COAT ZINC>600	1927999	17752177	1793847	16056752
721050 F-ROL I/ST COAT CHROMIUM OXIDE	74611	876165	81650	927632
721061 I/S PL/COT ALUMINIUM ZINC ALLY	30811	464594	26674	497729
721069 OTH F-ROL PROD I/S PL/COT ALUM	2106	28930		32
721070 FR I/S PAINT/VARN, COATED PLAS	527843	2911634	164512	2057982
721090 OTH F-ROL PRD I/NA-ST CLD,COAT	3356	65796	16675	277381
721113 ROLL 4 FACE I/ST TH<4M WD>150M		420		
721114 OTH F-ROLL I/S WD<600MMTH>4.75	4389	205694	8217	165282
721119 OTH F-ROLL I/S WD <600MM-CR	7573	131280	11339	136586
721123 F.ROL I/ST CR WT<0.25% CARBON		52527	12453	40349
721129 OTH F-ROL PROD C/ROL WD<600MM	17553	155022	24975	118229
721190 OTH F-ROL PROD I/STL WD<600MM	58170	748074	56224	540221
721210 F-ROL PROD I/NA STL PLATE/COAT		1149		56897
721220 I/S ELECTROLYTICAL PL/CT W/ZINC	4336	157717	4092	177045
721230 I/STEEL OTH WISE PL/CT W/ZINC	1969	30381	3491	102269
721240 I/STEEL PAIN/VABNI/COT W/PLAST	1552	24861	63	24638
721250 I/STEEL OTHWISE PLATED/COATED		78263		72261
721260 CLAD,FLAT ROLLED PRODUCT I/STL				286
721310 BARS/RODS HOT/ROL I/S,CON RIBS		132021	7292	133851
721320 BARS/RODS HOT/ROL FREE-CUT STL		53		1785
721391 OTH CIRCULAR C/SEC <14 MM DIA	599572	4385787	429368	2060825
721399 OTH BAR/ROD H-ROL IRR-WND-COIL	29361	470930	125979	478084
721410 BAR/RODS IRON NA STEEL FORGED	54917	191763	462	82091
721420 BAR/ROD I/S CON RIBS GROOVES	3350	484774	527	435638
721430 OTH BAR/RODS OT/THAN HEAD72.13	137424	161875	1504	16754
721491 OTH BAR/ROD I/S RETANGULAR C/S		716		633
721499 OTH BAR/ROD I/S O/THN H-72.13	1776	224292	227791	1050350
721510 BARS/RODS FREE CUT STEEL COLD	9620	92139	10146	51883
721550 OTH BAR,ROD COLD-FORMED OF I/S	918	27244	2165	29823
721590 OTH BAR/RODS,OTH NONALLOY STEL	1950	18807	5735	34468
721610 U,,H SECTIONS H-ROL HIGH<80MM	3776	27482	264	13182
721621 L SEC H/ROL HT<80 MM 1/NA STEL	55	7285	450	8585
721622 T SEC H/ROL HT<80 MM 1/NA STEL		2105		3022
721631 U,,I OR H SEC H-ROL HT 80M 1/ST	63950	437440	23551	131919
721632 I SECTION	90523	822245	24799	171259
721633 H SECTION	67805	641438	35927	320577
721640 L&T SEC H-ROL HT 80MM OR MORE	6508	130419	245	13218
721650 OTH ANGLE/SHAPE SEC HOT H/ROL	11346	31253	72	72
721661 ANGLE/SHAPE SEC COLD/ROLL		1902		4585
721669 OTH ANGLE/SHAPE SEC I/S C-ROLL		8378		28599
721691 OTH C/FORM I/ST FLAT ROL PROD	117	15451		4917
721699 OTH ANGLE/SHAPE SEC IRON/STEEL	623	54768	940	67787
721710 WIRE OF I/S NOT PLATED/COATED	204792	450291	29078	184910
721720 WIRE OF I/S PLATED/COAT W/ZINC	10669	141545	8846	115788
721730 WIRE I/S PLATED/COAT W/O B-MTL	63725	749330	52207	825948
721899 OTH SEMI-FINISHED PRO ST/STEEL		5712		280
721911 F/ROL PROD ST/STEEL HR TH>10MM	1184	4830		3266
721912 COILS ST/STEL-HR TH>4.75-10MM	2447	138665		18923
721913 COILS ST/STEL-HR TH>3MM-4.75MM		9704	1564	5297
721914 COILS ST/STEL-HR TH>3MM		77725	6241	89548
721921 COILS ST/STEL-HR TH>10MM	2699	19008	2391	33722
721922 COILS ST/STEL-HR TH>4.75-10MM	816	25730		61401
721923 COILS ST/STEL-HR TH>3MM<4.75MM	740	33262		39520

Contd.

10.11 Imports by Economic Categories (Detail)

(In Thousand Rupees)

ITEMS	JUNE, 2015	FROM JULY, 2014	JUNE, 2014	FROM JULY, 2013
721924 COILS ST/STEL-HR TH>3MM		36714		73584
721931 COILS ST/STEL-CR-TH >4.75 MM	19380	129302	23874	61868
721932 COILS ST/STEL-CR-TH>3MM-4.75MM	29549	173710	6664	86226
721933 COILS ST/STEL-CR-TH >1MM <3MM	106610	685235	18092	362860
721934 COILS ST/STEL-CR-TH>0.5MM<1MM	90268	772126	62811	658196
721935 COILS ST/STEL-CR-TH >0.5MM	205953	2162860	121855	1626597
721990 OTH F/ROL PROD ST/ST WD>600 MM	610902	6456724	391366	5601122
722011 F-ROL ST/STEEL H-ROL TH>4.75MM		5534		1664
722012 F-ROL ST/STEEL H-ROL TH<4.75MM	8282	29879	716	24177
722020 COILS ST/STEEL H.ROLLTH <600MM	60437	735774	87803	647039
722090 OTH F/ROL PROD,ST/ST WD <600MM	4846	98736	25994	131455
722100 BAR/RODS H/ROL IN COIL ST/STEL	184	4212	2001	3560
722211 BAR/ROD ST/ST NFW H/ROL CC/SEC	22233	230463	9417	189507
722219 OTH BAR/ROD ST/ST NFW HOT/DRWN	2404	35168	1739	21576
722220 BAR/ROD ST/ST NFW C/FOR,C/FIN		51690	6093	59156
722230 OTH BAR/ROD OF STAINLESS STEEL	14824	141554	28149	145891
722240 ANGLE/SHAPES&SECTION ST/STEEL	2621	18834	603	16956
722490 OTH SEMI-FIN PROD OTH A/STEEL	1978934	6937843	260392	260866
722511 GRAIN-ORIENTED SIL-ELEC-STEEL	259576	2325907	192302	867053
722519 OTH F/ROL PROD SIL-ELEC-STEEL	124601	1113676	344239	2724262
722530 OTH NFW HOT/ROLLED IN COILS	2725634	31376529	2289870	6824684
722540 OTH NFW HOT/ROLLED NOT IN COIL	148919	1251195	64923	684778
722550 OTH ALLOY STEEL NOT WORK(RDUC)	19290	675477	89541	377346
722591 OTH F/ROL PROD ELEC ZINC PLATE		7559	5403	5403
722592 FLATROLLED PROD O/W ZINC PLATE	419	14117	406	1699
722599 OTH F/ROL PROD OTH ALLOY STEEL	290146	2681276	593677	2980038
722611 GRAIN-ORIENTED SILICON ELEC ST	19901	163738	3296	128022
722619 OTH FLAT ROLLPROD SILICON E/S		7914	4195	4195
722620 FLAT/ROL PROD HIGH SPEED STEEL		52		
722691 OTH FLATROL PROD NOTWORK HOT/R	1065	506694	207	1792
722692 OTH F/ROLL PROD NOTWORK COLD/R	8491	178154	15182	184343
722699 OTH F/ROL PROD OTH ALLOY STEEL		2910	1010	29295
722720 BAR/ROD OF SILICO-MAG STEEL			842	842
722790 OTH BAR/ROD H/ROLL W/COIL A/ST	317219	2483021	348139	2543970
722810 BAR/RODS OF HIGH SPEED STEEL	116	564	363	18998
722820 BAR/RODS OF SILICO-MAG STEEL		19736		5365
722830 OTH BAR/ROD HOT ROLLED	645177	1632500	98352	496185
722840 OTH BAR/ROD NOWORK FORGED	5473	35879	6372	41019
722850 OTH BAR/ROD NOWORK C/FOR,C/F	11108	14304		7363
722860 OTH BAR/ROD ALLOY STEEL NES	64230	126360	5709	88158
722870 ANGLES, SHAPES AND SECTIONS		456		11962
722880 HOLLOW DRILL BARS AND RODS	1561	42442		13256
722920 WIRE OTH ALLOY STEL SILICOMANG		35752	160	41808
722990 OTH,WIRE OF OTHER ALLOY STEEL	11081	191801	23523	188263
730110 SHEET PILING IRON AND STEEL	41427	92162	46868	624856
730120 ANGLE SHAPES & SECTIONS OF I/S	1385	17240		5882
730210 RAILS OF IRON AND STEEL	42312	382378		17574
730230 SWITCH BLADE, CROSS-FROG P/ROD	8292	8391		
730240 FISH-PLATES AND SOLE PLATES	9587	18933		1547
730290 OTHER MATERIALS JOINTING RAILS	10333	355574	9287	54477
730300 TUBE/PIPE,HOLLOW PROFILE C/IRON	4188	204895	18576	70763
730411 L.P FOR OIL&GAS S-STL SEAMLESS	23595	52078	230	91525
730419 OTH LINE PIPE I/S FOR OIL&GAS	120886	1736545	203698	814273
730422 DRILL PIPE S-STL DRILL OIL/GAS		177057		57669
730423 OTH DRILL PIPE I/S FOR OIL&GAS	154361	6517756	406785	4136872
730424 OTHER PIPE OF STAINLESS STEEL		1380525	417	28554
730429 OTH CASING,TUBING I/S-OIL/GAS	214854	4438060	376378	5159976
730431 O- COLD-ROLLRD C.C.SEC I/N.A.S	34878	256055	33407	249318
730439 OTH CROSS SECTION OF N.A-STEEL	135236	2562238	674775	2689846
730441 COLD ROLD CR-SEC OF STAIN-STL	7995	196578	10645	292317

Contd.

10.11 Imports by Economic Categories (Detail)

(In Thousand Rupees)

ITEMS	JUNE, 2015	FROM JULY, 2014	JUNE, 2014	FROM JULY, 2013
730449 OTH CROSS SECTION OF STAIN-STL	74936	463838	42605	537866
730451 O-C.C.SEC COLD ROL(ALLOY-STL)	152	42120		25998
730459 O-CIR CROSS SEC OF (ALLOY-STL)	64524	104985	1845	135014
730490 O-TUBE PIPE/HOLLOW -PRO SEAMLE	9391	683063	310716	1200912
730511 LINE PIPE USED OIL/GAS WELDED		94964	1307	32565
730512 OTH LINE PIPE USED OIL GAS WLD		21356		43916
730519 OTH LINE PIPE USED OIL/GAS P/L	1047787	5052096		75302
730520 CASING FOR DRILLING,OIL/GAS		50380		
730531 OTHER, LONGITUDINALLY WELDED	2513	34210		89534
730539 OTHER, WELDED TUBES AND PIPES		154674		49676
730590 OTHER, TUBES AND PIPES	173	205203		14180
730611 L.P-WELDED OF STA-STL(OIL/GAS)		73165	1002	8525
730619 OTH-LINE PIPE O/G PIPELINE I/S	12016	241027		314343
730621 CAS/TUB WELDED LINE PIPE STA-S				1703
730629 O-CASING/TUB LINE PIPE O/G I/S	596	106128	464	42147
730630 COPPER COAT MILD STL TUB-8.5MM	55063	568532	162928	622797
730640 O-WELDED C.C.SEC OF STAIN-STL	127651	1707064	202589	1321229
730650 O-WELDED C.C.SEC NON ALLOY-STL	41122	449685	23624	364871
730661 O-TUBE,PIPE WELD SQUARE C-SEC	43483	402210	11849	165021
730669 TUBE/PIPE WELD OF OTH C.C-SEC		2786		791
730690 OTH TUBE PIPE HW-PROFILR I/STL	17036	196904	5184	255545
730711 CAST FIT N-MALLEABLE CAST-IRON	13866	294235	6195	53323
730719 OTHER, CAST FITTINGS	36878	450210	56493	494927
730721 FLANGES, OF STAINLESS STEEL	6885	108836	8450	80625
730722 THREADED ELBO,BEND,SLV S/STEEL	4353	101352	2040	205884
730723 BUTT WELDING FITTING STAINSTEL	3145	101596	10263	54051
730729 OTH TUBE,PIP FITTING STAINSTEL	47291	1065754	17046	548309
730791 FLANGE AIR-P AGRI-TRACTOR<=80H	19539	371762	20694	357058
730792 THREAD ELBO,BEND/SLV IRN/STEEL	22899	519945	14847	230271
730793 BUTT WLEDING FITTING IRON/STEL	34010	252912	21952	179733
730799 OTH TUBE,PIP FIT IRN/STEL NEC	267542	2999386	298333	2854449
730810 BRIDGES AND BRIDGE-SECTIONS	1328	35249		823763
730820 TOWERS AND LATTICE MASTS	768480	3330137	29367	784750
730830 DOR,WIN/FRAMES,TH-HOLD,FORDORS	6181	436588	27815	227378
730840 EQUIP SC-FOLD SHUT PROP PITPRO	39432	318513	6746	165718
731100 CONT COMPRESSED/LIQEID GAS IR/S	38856	635100	3447	807347
731210 STANDARD WIRE ROPES AND CABLES	174305	862635	83636	613942
731290 OTH WIRE,ROPE,CABLE,SLINGS I/S	14389	221228	4458	260812
731300 BRABED WIRE OF I/S TNIS HOOP	15503	151722	3645	36654
731412 ENDLESS BAND MACH STEL W-CLOTH	567	5553	77	7972
731414 OTH WOVEN CLOTH OF STAIN STEEL	2040	26603	747	46582
731419 STEEL CORD FABRIC LIN MNF TYRE	445	48244	3437	52656
731420 GRIL NET FENC W/LD D=3MM MS100	269	68005	1285	11098
731431 OTH GRL NEW FENC/WLED COTD ZNC		10		
731439 OTH GRL NET FENCING AT INTSEC	860	31593	84139	87147
731441 OTH CLO GRL NET FENC PL/COT ZN	12324	108881	15311	131162
731442 OTH CLO GRL NET FENC PL/COT PL	1000	17130	1894	21181
731449 OTH CLO GRL NET /FENFING	32735	315901	23264	143686
731450 EXPANDED METAL OF IRON OR STEL		2112		1120
731511 ARTICULATED LINK ROLLER CHAIN	89570	838426	51913	570167
731512 OTHER CHAIN, ARTICULATED LINK	16726	222686	9605	206344
731519 PARTS, ARTICULATED LINK CHAIN	8217	95204	2741	22100
731520 SKID CHAIN		294	113	138
731581 STUD LINK	2703	11362	325	11966
731582 OTHER, WELDED LINK	6232	48919	144	24484
731589 OTHER CHAIN,	5090	32919	12157	55053
731590 OTHER PARTS OF CHAIN	263	31323	2186	16440
731600 ANCHORS,GARPNELS PARTS IRON/ST	5218	46916	2237	62111
731700 NAILS,TAKES,DRAWING PINS IR/ST	22404	244578	20537	243140
731811 COACH SCREW I/S THREADED	1502	17532	1117	4325

Contd.

10.11 Imports by Economic Categories (Detail)

(In Thousand Rupees)

ITEMS	JUNE, 2015	FROM JULY, 2014	JUNE, 2014	FROM JULY, 2013
731812 OTH WOOD SCREW I/S THREADED	3219	31842	1742	19966
731813 SCREW HOOKS,SCREW RING RVT I/S	152	3413	557	3386
731814 SELF-TAPPING SCEWS, THREADED	8215	147317	7449	137506
731815 OTH SCREW,BOTLS W/N NUT/WASHER	168834	1668814	104041	1367951
731816 NUTS, THREADED OF IRON/STEEL	47390	709314	36938	376143
731819 OTH BOLT,NUT,WASHER,RVT I/S TH	25165	231657	17047	213623
731821 SPRING WASHER LOCK WASHER N-TH	3778	43401	2311	71198
731822 OTHER WASHERS. NON-THREADED	7384	109852	15443	122479
731823 RIVETS, NON-THREADED	5937	248412	50563	578181
731824 COTTERS/PINS NON THREADED I/S	484	13344	249	8948
731990 OTH KNITTING NEDLS,CRO HOOKS	6551	96946	5079	75977
732010 LEAF-SPRINGS&LEAVES THEREFOR	30592	124891	4543	94510
732020 HELICAL SPRINGS	821	16894	7621	25282
732190 PARTS OF I/S,COOK APPLI&PLAT-W	19081	139196	1246	70876
732211 RADIATORS/PARTS CAST IRON E-EL	25	4975	531	4934
732219 OTH RADIATOR AND PARTS THEREOF	4304	31142	2862	33409
732490 OTHER, INCLUDING PARTS	16223	118762	13386	71649
732510 OTH CAST ARTI I/S N-MEL C-IRON	484	8983		49038
732591 GRINDING BALLS SIMI ARTI MILLS	52921	295478		279475
732619 OTH ATI FORGED/STAMPED N-WORK	58580	555717	44377	605578
732620 ARTICLES OF IRON OR STEEL WIRE	4441	31678	2432	34391
740500 MASTER ALLOYS OF COPPER.		2896	203	2667
740610 COPER-POW OF NON-LAMELLAR STRU	262	27260	2607	25787
740620 COPER-LAMELLAR STRUCTURE FLAKE	7248	156434	8602	108068
740710 BAR,RODS OF REFIND COPPER	112438	881789	173103	2519494
740721 COPPER BAR,ROD PROFIL ZINC BAS	1674	30516	884	494519
740729 OTH BAR,ROD,PROFIL COPP ALLOYS	6041	44642	5876	71289
740811 WIRE REF COPP MAX CR-SEC DI>6M		294565	6	116531
740819 OTHER, WIRE OF REFINED COPPER	14032	138359	10380	144225
740821 WIRE OF COPPER ALLOY ZINC BASE	4896	55194	2289	50005
740822 WIRE OF COPPER ALLOY NICK BASE		3574		5821
740829 OTH WIRE OF COPPER ALLOYS ETC	1817	10915	10	3517
740911 PLAT,SHEET,STRIP REF COPP COIL	16437	235567		209083
740919 OTH PLAT SHEET&STRIP REF COPP	1069	38618	200	8603
740921 PL,SH&STRIP COPP ZINC BAS COIL	25818	220966	18233	154563
740929 OTH PL/SH/STRI COPP ZINC BAS	11580	42412	7472	33475
740931 PL/SH/STRIP COPP TIN BAS COILS		4376		3997
740939 OTH PL/SH/STRIP COPP TIN BAS-C		2444	193	1948
740940 PL/SH/STRIP COPP NICKLE BASE		38		1502
740990 PL/SH/STRIP OTH COPP ALLOYS NS		10410		289
741011 FOIL REFINED COPP NOT BACKED	75654	792455	71404	641981
741012 FOIL OF COPP ALLOYS,NOT BACKED	56471	714670	89890	562318
741021 FOIL OF REFINED COPPER,BACKED	15875	90583	11261	82537
741022 FOIL OF COPPER ALLOYS,BACKED	2235	17474		5497
741110 TUBE & PIPE OF REFINED COPPER	426551	1994606	250254	1907735
741121 TUB&PIPE COPP ZINC BAS ALLOYS	3147	21403	2123	18200
741122 TUB&PIPE COPP NICKLE BAS ALLY		3198	1186	1574
741129 OTH TUBE&PIPE OF OTH COPP ALLY	3221	29796	6088	22690
741210 COPP TUBE/PIPE FIT REF COPPER	1760	13252	21106	25828
741220 COPP TUBE/PIPE FIT COPP ALLOYS	4229	36117	8050	62968
741300 STANDARD WIRE,CABL PL-BAND-NEI		12604	15321	158556
741510 NAIL,TACK,DRW-PIN,STAPL,S-ARTI		2370		4969
741521 WASHERS/INCL SPRING WASH N-THR	93	1299	225	2281
741529 OTH NOT THREADED ARTI COPPER	950	10099	122	11000
741533 OTH THRD SCREW,BOLT,NUT COPPER	454	7360	572	3402
750300 NICKEL WASTE AND SCRAP.		227		
750400 NICKEL POWDERS AND FLAKES.	907	16534	1498	21196
750511 BAR,ROD,PROFILE NICKLE N-ALLOY		369		344
750512 BAR,ROD,PROFILE NICKLE ALLOYED		3416		2461
750521 WIRE OF NICKEL, NOT ALLOYED	646	3737	991	5934

Contd.

10.11 Imports by Economic Categories (Detail)

(In Thousand Rupees)

ITEMS	JUNE, 2015	FROM JULY, 2014	JUNE, 2014	FROM JULY, 2013
750522 WIRE OF NICKEL, ALLOYED	2601	33185		24326
750610 PLAT,SHET,STRIP,FOIL NICK N-AL	15407	110836	880	65631
750620 PLAT,SHET,STRIP FOIL NICK ALOY		19116		17440
750711 TUBE&PIPE OF NICKEL NOT ALLOYD		775		
750712 TUBE & PIPE OF NICKEL ALLOYED	21782	39959	7576	52212
760200 ALUMINIUM WASTE AND SCRAP.	697259	6245224	501364	4659943
760310 POWDER OF NON-LAMELLAR STRUCTU		19204	2214	15779
760320 POWDER OF LAMELLAR STRU FLAKES	1627	31681	177	35600
760410 BAR ROD PROFILE ALUM NOT ALLOY	12105	121778	7225	79699
760421 HOLLOW PROFILES OF ALUM ALLOYD	5075	18953	3394	22075
760429 OTH BAR,ROD&PROFIL ALUM ALLOYD	17462	82065	7736	61080
760511 ALMU WIRE N-ALLOY MAX DIA>6MM	29094	186353	10168	135660
760519 OTH ALUMINIUM WIRE NOT ALLOYED	3735	105731	1138	72902
760521 ALUM WIR ALLOY MAX CRS DIA>7MM	830	3968	73	26123
760529 OTH ALUMINUM WIRE, ALLOYED	15	31211	1677	48307
760611 RECTANGLE&SQUARE ALUM NOT ALLY	76427	452490	21777	561374
760612 RECTANGULAR/SQ ALUM MOTALLOYED	130160	1407400	90797	944126
760691 OTH PL,SHET,STRL ALUM NOT ALOY	14827	95991	11328	53770
760692 OTH PL,SHET&STRIP ALUM ALLOYED	61480	234037	30771	280036
760711 ALUM FOIL ROLLED N-WORK/BACKED	305029	2727752	302895	2627300
760719 OTH ALUMINIUM FOIL NOT BACKED	124597	1837856	197501	1464347
760720 ALUMINIUM FOIL, BACKED	181645	1667718	183587	1591436
760810 TUBE, PIPE OF ALUM NOT ALLOYED	448	5238	130	5823
760820 TUBE, PIPE OF ALUM ALLOYED	10552	108117	4492	139272
760900 ALUM TUBE,PIPE FIT(COUP/ELBOW)	3928	29159	8142	30361
761010 DOORS,WINDOW, FRAMS,THRESHOLDS	6085	73532	3423	37827
761300 ALUM CONT FOR COMP/LIQUE GAS	1832	13696	131	82244
761410 STAND WIR,CABL PL,ALU S-CORE		66894		718321
780200 LEAD WASTE AND SCRAP.		2138		13762
780411 LEAD SHET STRIP FOIL TH>0.2MM		436		
780419 OTHER , LEAD PLATES		13399		8365
790200 ZINC WASTE AND SCRAP.				70
790310 ZINC DUST(BLUE POWDER)	9709	18430		26997
790390 OTHER ;ZINC POWDER AND FLAKES		1412		1867
790400 ZINC BARS,RODS,PLROFILE&WIRE	6623	30710	11839	46108
800200 TIN WASTE AND SCRAP.		14		79
811300 CERMETS&ARTICLE INCL WAS/SCRIP		63		
820110 SPADES AND SHOVELS	1602	12854	2374	8667
820130 MATTOCKS, PICKS, HOES & RAKES	138	775		599
820140 AXES,BILLS HOOKS&SIMI HEW TOOL		967	69	761
820150 SECATEURS&ONE-HAND PRUNERS SHR	52	286	184	184
820160 HEDGE SHEARS, TWO-HAND PURNING		1324	56	225
820190 OTH HAND TOOL AGRICUL,HORTICUL	60	2058	151	10765
820210 HAND SAWS	5112	55740	3270	38977
820220 BAND SAW BLADES	501	11431	370	11861
820231 CIRCULAR SAW BLADE WITH STEEL	9292	82045	8658	47512
820239 OTH CIRCULAR SAW BLADE,O/MATER	13215	45440	4656	32195
820240 CHAIN SAW BLADES	650	9524	323	9735
820291 STRAIGHT SAW BLADES,WORK METAL	1848	15806	3361	11754
820299 OTHER SAW BLADES	6476	89451	8491	96836
820310 FILES, RASPS & SIMILAR TOOLS	12787	93858	13626	128977
820320 PILERS,PINCERS,TWEESZERS S-TOL	25224	207144	13781	135016
820330 METAL CUTTING SHEARS&SIM TOOLS	1972	17480	2745	18046
820340 PIPE CUTTERS BOLD CROPPERS,ETC	3242	30716	11947	36893
820411 NON-ADJUS H-OPER SPANER,WRENCH	43271	330909	25887	246965
820412 ADJUSTABLE H-OPER SPANER,WRENC	20061	204313	19565	195826
820420 INTERCHAGEABLE SPANNER SOCKETS	4006	49453	4508	35287
820510 DRILLING,THREADING TAPPING TOL	645	18078	608	16267
820520 HAMMERS AND SLEDGE HAMMERS	3613	39056	2857	39192
820530 PLANES,CHISELS,GOUGE WOOD WORK	534	12145	283	4151

Contd.

10.11 Imports by Economic Categories (Detail)

(In Thousand Rupees)

ITEMS	JUNE, 2015	FROM JULY, 2014	JUNE, 2014	FROM JULY, 2013
820540 SCREW DRIVERS	13601	132128	16469	83056
820551 OTHER HAND TOOLS H-HOLD N.E.S.	5700	30936	1026	8446
820559 OTH HAND TOOL(GLAZZIER DIMOND)	18583	170950	26905	302953
820560 BLOW LAMPS	21	509		173
820570 VICES, CLAMPS AND THE LIKE	1174	25959	1369	17532
820590 SETS OF ARTI.TWO/MORE,SUB-HEAD	5803	91691	4216	83833
820600 TOOL TWO/MORE OF H.82.02TO.05	1286	21559	273	30966
820713 ROCK DRILLING,EARTH BORING TOL	4833	28631		27524
820719 OTH INC PARTS ROCK DRIL,E-BORI	217136	2270822	187239	2250531
820720 DIES FOR DRAWING/EXTRUD METAL	13123	130123	7777	128250
820730 TOOL FOR PRESS, STAMPING/PUNCH	14255	114494	10622	183122
820740 TOOLS FOR TAPPING OR THREADING	2578	18108	2040	61673
820750 TOOL FOR DRILLING O/T ROCK DRL	24134	465378	18009	318216
820760 TOOLS FOR BORING OR BROACHING	5060	29619	1372	47371
820770 TOOLS FOR MILLING	4074	36280	5360	52349
820780 TOOLS FOR TURNING	8204	84137	8733	47064
820790 OTH INTERCHANGEABLE TOOLS	64233	492359	32736	627234
820810 KNIVS&CUTING BLADE METAL WORK	7341	40019	6417	40170
820820 KNIVS CUTING BLADE WOOD WORK.	3252	30403	103	27737
820830 KNIVS&CUTING BLADE KITCHEN APP	3805	21329	2569	10927
820840 KNIVS&CUTING BLADE AGRI HORT	2520	36063	2337	25255
820890 OTH KNIVES CUTING BLADES F/MAC	34593	499367	30005	685395
830260 AUTOMATIC DOOR CLOSERS	8696	68070	2192	53598
831190 OTH WIRE&RODS AGGLOMTR B/METAL	33420	839720	9522	126082
840120 MACH/APPRAT,ISOTOPIC SEPRATION		83419	8	8
840130 FUEL ELEMENT NON-IRRADIATED		96		
840140 PARTS OF NUCLEAR REACTORS		4326153	120266	2419375
840211 WATERTUBE BOIL S/PROD>45T/H	927380	6342270	281	755216
840212 WATERTUBE BOILER S/PROD-45T/H	8866	919972	50614	565477
840219 OTH VAPOUR GENERATING BOILERS,	6366	874561	2040	2074843
840220 SUPER-HEATED WATER BOILERS		341884	18477	47085
840290 PARTS OFSTEAM/OTH VAPOUR G/BOL	5008	308926	74856	1990098
840310 BOILERS	2284	20835	3696	33226
840390 PARTS CENTRAL HEATING BOILERS	528	537562	101	165163
840410 AUXILIARY PLANT FOR BOILER		4453057	177621	430583
840420 CONDENSERS STEAM/VAP POW UNIT		208397	57225	181566
840490 PARTS MASHINE H-8404.1000	5133	197831	12966	414871
840510 PRODUCER WATER GAS GENERATORS	74563	664537	44655	1197179
840590 PART PROD GAS WATER GENERATOR	2465	699175	230	38248
840610 TURBINES FOR MARINE PROPULSION		543		
840681 OTH TURBINE OUTPUT EXCEED 40MW		28303		501970
840682 O-TURBINE OUTPUT NOT EXC 40MW	62161	3160533	77088	1293812
840690 PARTS OF STEAM TURBINES	104541	2477181	2405275	7019717
840710 AIRCRAFT ENGINES		612499		1606509
840721 MARINE PROPULSION ENGINES	5144	343407	22848	471173
840729 OT MARINE SPARK-IGN-ROTRY ENG.	202	16752	1256	2375292
840731 PISTION ENGINE CAPACITY-50CC	3381	59873		762
840732 PISTON ENG CAPACITY 50-250CC	58586	628725	24549	402973
840733 PISTON ENG CAPACITY 250-1000CC	7051	60658	5581	66430
840734 PISTON ENG CAPACITY EX1000CC	25979	180825	13032	110580
840790 OTH ENGINES	69022	524195	50040	545360
840810 MARINE PROPULSION ENG-DIESEL	1849	54979	222	14615
840820 ENGINE FOR VEH CHAPTER-87	38998	365090	41204	539768
840890 OTH ENGINES	68938	1125940	81411	808179
840910 PARTS FOR AIRCRAFT ENGINES	352	10919	212	1891
840991 PARTS,SPARK-IGNITON PIST ENGIN	996686	6871126	637651	6270468
840999 OTH PART,COMPRES-IGN PIST ENG	724720	8274174	640683	7232690
841011 HYD,TURBINE,WATER WHEEL-1000KW		205008		340600
841012 HYD,TURBN W/WHEEL-1000-10000KW		71392		416445
841013 HYD TURBINE,W/WHEEL>10,000KW	426942	3133276		1055979

Contd.

10.11 Imports by Economic Categories (Detail)

(In Thousand Rupees)

ITEMS	JUNE, 2015	FROM JULY, 2014	JUNE, 2014	FROM JULY, 2013
841090 PARTS, INCLUDING REGULATORS	7312	1000519	432	492086
841111 TURBO-JET THRUT NOT EXCED25KN				284758
841122 TURBO-PROPLER EXCEED 1100KW				5831
841181 OTH GAS TRBIN NOT EXCD 5,000KW	592951	1295893	22461	55535
841182 OTH GAS TURBIN EXCE-5,000KW		1135769		2993555
841191 PARTS TURBO-JET /PROPELLERS		31041		3901
841199 OTH, PARTS OF GAS TURBINES	732372	10121751	87259	11357175
841210 REACTION ENG OTH THAN TURB-JET		334		
841221 LINEAR ACTING,HYD ENGINE&MOTOR	1543	44876	1672	28103
841229 OTH, HYDRAULIC POWER ENG&MOTOR	13176	235169	7148	179270
841231 LINERA ACT,PNEUMATIC ENG&MOTOR	2621	47785	2296	29751
841239 OTH, PNEUMATIC ENG & MOTOR	9828	70897	1557	56085
841280 OTH, ENGINES AND MOTOR	1368	262145	2377368	9211619
841290 PARTS OF ENGINES AND MOTOR	579377	1152661	1723	191843
841311 PUMPS FOR DISPENSING FUEL/LUB	29658	675354	26001	1011149
841319 O-PUMP FITTED MEASURING DEVICE	95659	336777	58570	620682
841320 HAND PUMP O/THN H-841311,19	883	13233	361	6086
841330 FUEL LUBRICATING/COOLING PUMPS	109353	2105275	658686	2019507
841340 CONCRETE PUMPS	3737	165995	16615	741371
841350 OTH POSITIVE DISPLACEMENT PUMP	3966	1368519	7783	164974
841360 OTH ROTARY PIDISPLACEMENT PUMP	9516	597710	102651	326993
841370 OTH CENTRIFUGAL PUMS	255663	3623225	282459	2364837
841381 OTH PUMS LIQUID ELEVATORS	44283	889418	52613	976119
841382 LIQUID ELEVATORS	1612	515324	1652	166879
841391 PART OF PUMPS	140938	2335598	135596	1772227
841392 PARTS OF LIQUID ELEVATORS PUMP		3960	66857	79406
841410 VACUUM PUMS	4973	193371	10101	180162
841420 HAND/FOOT OPERATED AIR PUMS	7419	38762	3178	32080
841430 COMPRESSOR REFRIGERATOR EQUIP	2285288	14689191	1974849	13451611
841440 AIR COMPRESSORS MOUNTED W/CHAS	21208	295106	17975	183606
841451 FANS TABLE,FLOOR,WALL,WINDOW	430898	1952550	303693	1417619
841459 OTH FANS	38192	849534	34074	557215
841460 HOODS MAX-HORIZONTAL SIDE120CM	20193	175704	12075	146547
841480 OTH GAS COMPRESOR&RECYCL RODS	244848	13712914	318759	4307368
841490 PARTS AIR/VACUM PUMPS ETC.	737435	3843009	144177	1755733
841510 WINDOW/WALL TYPE AC/SPLIT SYS	352166	2416703	220941	2154503
841520 A.C.MACHINES FOR MOTOR VEHICLE	119	26177	106	4309
841581 A.C.MACH COMP MOTOR DRI FAN	60032	191369	670	221160
841582 O- AC INCOR REFRIGIRATING UNT	7027	183486	13280	343124
841583 OTH A.C. MACH NOT REFRIG UNIT	25636	584311	45959	421292
841590 PARTS OF AIR CONDITION MACHINE	1194633	6825303	860945	5694783
841610 FURNACE BURNERS LIQUID FUEL	53	11169	11	14137
841620 OTH FURNAC BURNER INCL COMBINT	7266	177201	3783	127962
841630 MECHANICAL STOKERS GRATES ETC	101420	965061	77317	510470
841690 PART OF BURNRS OTH ART OF 7412	29597	167835	1596	98847
841710 FURNAC & OVEN F/ROAST/MELTING	254199	576519	15569	259579
841720 BAKERY OVENS INCL BISCUIT OVEN	11870	81236	1041	167212
841780 OTHER FURNANCE AND OVENS INDUS	17557	632050	60058	364932
841790 PART OF INDUSTRIAL LAB FURNACE	57475	278895	8321	216241
841810 COMBINED REFRIG-FREEZE W-DOORS	102525	247034	10346	82174
841821 REFRIGERATORS HOUSEHOLD TYPE	24312	427311	26583	388643
841829 OTH REFRIGERATOR HOUSHOLD TYP	28677	347343	31369	203253
841830 FREEZERS OF CHEST TYPE		35856	305	16190
841840 FREEZERS OF THE UPRIGHT TYPE	2971	43873	2074	312310
841850 O-FURNI-STORAGE,DISPLY FRZ EQU	5570	112485	9654	285162
841861 OTH REFRIG FREZ EQPT HEAT PUMP		21879	4415	38294
841869 OTH REFRIG FREZ EQUIP HEAT PUMP	676875	2920805	202678	2626333
841891 FURNITURE REFRIG FREEZING EQPT	919	8538		2596
841899 OTH PARTS REFREGERATING EQUIPT	561366	3917508	261471	3428978
841911 INSTANT GAS WATER HEATERS	2592	179022	926	59514

Contd.

10.11 Imports by Economic Categories (Detail)

(In Thousand Rupees)

ITEMS	JUNE, 2015	FROM JULY, 2014	JUNE, 2014	FROM JULY, 2013
841919 OTH INSTANT STRONGWATER HETER	25183	123609	2080	125254
841920 MEDICAL SURGICAL LAB STERILISE	9497	420518	2847	376156
841931 DRYERS AGRICULTUL PRODUCTS	2077	55672		3148
841932 DRYERS WOOD PAPER PULP P/BOARD		26868		17835
841939 OTHER DRYERS	33247	651323	37199	1546032
841940 DISTILLING RECTIFYING PLANT	3818	206689	1976	816528
841950 HEAT EXCHANGE UNITS	20681	1905598	12858	666142
841960 MACHINERY LIQUIFY AIR O/GASES	10474	854429	6654	142164
841981 OTH MACH PLANT EQPT HOT/COL FD	12373	227301	1098	180935
841989 OTH MACHINERY PLANT AND EQPT	2041340	18134436	234566	8308312
841990 PARTS MACH PLANT LAB EQUIP ETC.	26688	4544977	109803	1645643
842010 CALENDERING OTH ROLL MACHINES	11425	84786	6338	59444
842091 CYLINDER(FOR CALENDERING MACH)	2133	28439	338	17297
842099 OTH PART OF CALENDER MACHINE	5089	58228	300	23156
842111 CREAM SEPARATORS	127	43783	392	8254
842112 CLOTHES-DRYERS	45	3644		3791
842119 OTH CENTRIFUGES INCLUDING DRYR	5659	2001168	29714	970938
842121 FILTERING PURIFY MACH&APARATUS	315966	4015387	221740	3650050
842122 FILTERING MACH FOR BEVERAGES	115	34820		21656
842123 OIL&PETROL-FILTER INT.COMBSN	36086	496499	30906	292013
842129 OTH FILTER MACHS APPARATUS NES	42420	1031323	85247	781500
842131 INTAKE AIR FILTER COMBTION ENG	31794	7172214	39574	534642
842139 OTH FILTERING PURIFY MACH/APPA	154021	2309143	301733	2564387
842191 PARTS CENTRIFUGES INCL DRYER	61129	909780	55074	662010
842199 PARTS OF FILTERING PURIFY MACH	37368	1022420	12253	437664
842211 DISH WASHING MACHINE HOUSEHOLD	17	13346	470	10990
842219 OTHER DISH WASHING MACHINE	1693	9040	253	11076
842220 MACH CLEANING/DRYING BOTTLE	44	102017	73	56195
842230 MACH FILLING/CLOSING BOTTLES	156895	5633937	260171	6607480
842240 OTH PACKING WRAPPING MACHINE	344644	2371489	29889	2416041
842290 PARTS MACH FIL/CLEAN WRAP PACK	90622	2172492	87202	1695247
842310 PERSONAL WEIGHING MACHINES	5997	54872	4679	33410
842320 SCALES FOR CONT WEIGHING GOODS	185	25392	2311	3559
842330 CONSTANT WEIGHT SCALES/HOPER	20340	59777		48346
842381 OTH WEIGHT MACHINERY-30KG	4472	73667	3755	27756
842382 OTH WEIGHT MACH CAP-30-5000KG	44358	207679	24512	181122
842389 OTH WEIGHING MACHINERY	2676	116003	5183	202071
842390 WEIGHT MACH WTS ALL KINDS&PART	15537	81921	2474	140765
842410 FIRE EXTINGUISHERS W/N CHARGED	21122	418991	9247	159902
842420 SPRAY GUNS&SIMILAR APPLIANCES	7606	167932	7118	154992
842430 STEAM,SAND BLAST,JET PROJ MACH	3381	67079	673	73472
842481 AGRICULTURAL OR HORTICULTURAL	36155	345534	20076	247724
842489 OTH APPL PROJ/DISPERS/SPRY LQD	2913	196959	20629	473706
842490 PART MECH APPLIANCE SPRAY ETC.	24599	859618	14552	490643
842511 PULLEY TACKLE HOISTS POWER	219	273358	7792	81383
842519 O-PULLY/HOISTS/WINCH/CAPSTANS	10653	151105	21667	270801
842531 WINCH CAPSTAN POWER E/MOT	398	20885	67	24810
842539 WINCHES CAPSTAN	3053	115046	11312	66288
842541 JACKS,HOISTS-RAISING VEHICLES	880	26847	875	4224
842542 OTH JACKS AND HOISTS HYDRAULIC	14202	213033	19653	191749
842549 OTH MECHANICAL HANDING EQUIPMT	148	18573	1809	7319
842611 OVERHEAD-TRAVELING CRAN F-SUPO	4021	185281	25547	447131
842612 MOBILE LIFTING FRAME ON TYRES	21874	101384	22863	204511
842619 OTH O/HEAD TRAVEL/TRNSPOT CRAN		178377	3634	1671407
842620 TOWER CRANES		463802		157285
842630 PORTAL OR PEDESTAL JIB CRANES	9658	51065		18619
842641 O-MACHINERY SELF PROP ON TYRES	2397	233180	68168	86952
842649 OTH MACHINERY SELF PROPELLED	124535	1083953	75	708835
842691 O-MACH DESIGED MOUNT ROAD VEH		7111	110	9604
842699 OTH MACHINERY NOTSELF PROPELED	22090	58518	2370	78182

Contd.

10.11 Imports by Economic Categories (Detail)

(In Thousand Rupees)

ITEMS	JUNE, 2015	FROM JULY, 2014	JUNE, 2014	FROM JULY, 2013
842710 SELF PROPELL TRUCK WITH EL MOT	30506	455574	33225	330855
842720 OTHER SELF-PROPELLED TRUCKS	140045	1074261	70540	835617
842790 OTH WORK TRUCK LIFT/HAND EQUIP	1143	135113	12365	190403
842810 LIFTS AND SKIP HOISTS	76210	1329710	117543	910240
842820 PNEUMATIC ELEVATORS&CONVEYORS	10685	250755	1434	99515
842831 ELEVATOR/CONVEYOR,UN/GROND USE		538	1059	3726
842832 OTH ELEVATOR/CONVEYOR BUKT TYP	8419	158165		22811
842833 OTH ELEVATOR/CONVEYOR BLT TYPE	1304	304656	40232	121597
842839 OTH CONT ACTELEVATOR,CONVEYOR	175299	746225	105505	496172
842840 ESCALATORS & MOVING WALKWAYS	20087	939930	67909	240249
842860 TELEFERICS CHAIR-LIFT,F/FURNIC	1084	15775	1263	5609
842890 OTH MACHINERY LIFT/HANDLE ETC.	33234	937438	50839	404674
842911 TRACK LAYING BULDOZER/ANGLDOZR	277117	1057379	88876	366550
842919 BULDOZRS/ANGLEDRO/TRACK LAYING	53108	249529	40930	140329
842920 GRADERS AND LEVELLERS	5509	492104	56382	140423
842930 SCRAPERS		1156		
842940 TAMPING MACHINE & ROAD ROLLERS	53487	316516	4457	411236
842951 FRONT-END SHOVEL LOADERS	129162	853636	40302	2159072
842952 MACHINERY 360 REVOLVG S/STRUTE	4697	50756		90070
842959 OTH MECHANICAL SHOVALS EXCAVOR	493343	4151961	210700	2927166
843010 PILE-DRIVERS /EXTRACTORS		55518	786	80133
843020 SNOW-PLOUGHS AND BLOWERS				6138
843031 SELF-PROP COAL ROCK CUTTER		221		746
843039 OTH SELFPROP COAL/ ROCK CUTTER	18631	85791	875	62463
843041 OTH BORS SINK MACH SELF-PROPEL	31172	275014	13600	248330
843049 OTH BOR/SINK MACH NOT SELFPROP	207610	9334932	141408	10001645
843050 OTH MACHINERY SELFPROPELLED	520	69935		120206
843061 TAMP COMPACT MACH NOT SELFPROP	2541	15409	1126	71401
843069 OTH MACHINERY NOTSELF-PROPELED	17848	46019	5762	29372
843110 PARTS MACHINERY HEADING 84.25	450	42198	432	40463
843120 PARTS MACHINERY HEADING 84.27	7697	101447	7360	109195
843131 PARTS OF LIFT SKIPHOIST&ESCALT	30189	459174	21221	177308
843139 OTH PARTSLIFT/HANDLE/LOAD MACH	60193	799592	95556	1767804
843141 BUCKETS SHOVELS GRABS & GRIPS	2906	67652	707	18764
843142 BULDOZER OR ANGLEDOZER BLADES		14762	324	34703
843143 PARTS BOR/SINK MACHINERY	254363	5935945	573815	5959608
843149 PART MACH HEAD 84.26.84.29-30	251751	3850068	200807	3178403
843210 PLOUGHS		973	2	142
843221 DISC HARROWS,SCARIFIERS,CULTI	858	24465	3178	37091
843229 OTH HAROW SCARIFIER WEDER&HOS	405	3187	173	9679
843230 SEEDERS PLANERS & TRANSPLANTER	3174	7756	418	10762
843240 MANURE SPREADER&FERTILISER DIS		1854		317
843280 OTH AGR HERTI, FORESTRY MACHRY	1124	89077	15751	143847
843290 PARTS AGR HERTICULTURAL MACHIN		142531	2580	196500
843311 LAWN MOVER PARKS/SPORTS GROUD		71562	504	5440
843319 OTH MOVER LAWN PARKS SPORTGOOD	493	8035	201	4741
843320 OTH MOWERS INCLUDING CUTER BAR	9521	25667	381	25730
843330 OTH HAYMAKING MACHINERY		16677	1412	25691
843340 STRAW BALER INCL PICK-UP BALER	103872	134931	5938	128118
843351 COMBINE HARVESTER-THRESHERS	89073	1514022	39124	835321
843352 OTH THRESHING MACHINERY		1682		4439
843353 ROOT/TUBER HARVESTING MACHINES	104	2491		1238
843359 OTH HARVESTING MACHINES	10653	176278	1051	66213
843360 MACH CLEAN SORT EGG FRUT AGPRO	9988	221922	192	101008
843390 PARTS MACH CLEAN/SORT EGG ETC	6219	89064	1855	49994
843410 MILKING MACHINES	51	18221	3211	261428
843420 DAIRY MACHINERY	273	407057	46145	185528
843490 PART MILKING/DAIRY MACHINERY	2151	80142	4522	78884
843510 MACHINERY (PRESSES,CRUSHES)	9903	19214	1543	33695
843590 PART OF JUICE EXTRACTING MACHI	141	3462	1917	25858

Contd.

10.11 Imports by Economic Categories (Detail)

(In Thousand Rupees)

ITEMS	JUNE, 2015	FROM JULY, 2014	JUNE, 2014	FROM JULY, 2013
843610 MACHRY PREP ANIMAL FEED STUFS	205155	876412	17484	235520
843621 POULTRY INCUBATORS & BROODERS	8280	663598	156872	553862
843629 OTH POULTRY KEEPING MACHINERY	292160	1419458	105625	1080048
843680 OTH MACHINERY	736	53031		22284
843691 PARTS POULTRY KEEP MACH BRODER	4647	90236	13443	67322
843699 OTH PART OF AGR/HORT MACHINER	44273	212971	937	127886
843710 MACH CLEAN SORT GRAD GRAIN/VEG	31510	1058248	56515	649529
843780 OTH MACHINERY	28525	729311	19364	694431
843790 PARTS MACHINE USE MILLINDUSTRY	23795	448632	21319	283142
843810 BAKERY MACH MFG MACARONI SPGTI	42152	1013261	133178	571012
843820 MACH MANU CONFECTIONERY COCA	60170	530124	15007	846453
843830 MACHINERY SUGAR MANUFACTURE	80	143378		67752
843840 BREWERY MACHINERY				51
843850 MACH PREPARATION MEAT/POULTRY	119321	667319	28167	178435
843860 MACH PREP OF FRUITS/NUTS/VEG.	829	237366	442	200888
843880 OTHER MACHINERY	26821	301458		489450
843890 PARTS MACH/ND MFG FOOD DRINK	15472	281356	25464	262239
843910 MACHINERY M/PULP FIBROUS MATA		50162		34108
843920 MACHINERY MAKE PAPER P/BOARD	22573	681404	133416	329668
843930 MACHINERY FINISH PAPER P/BOARD	16241	138014	1724	120029
843991 PARTS MACHIN PULP FIBROMATERL		22567	1890	15010
843999 OTH PARTS MACHIN PAPER P/BOAD	15608	306350	22756	277032
844010 BOOK-BIND&BOOK-SEWING MACHIN	3649	51881	4007	66196
844090 PARTS BOOK BINDING MACHINERY		4003		1171
844110 CUTTING MACHINES	89090	476483	38753	591647
844120 MACH MAKE BAGS SACKS/ENVELOP	464	2745	906	30735
844130 MACHI MAKE CARTONS BOX TUBEETC	21717	59153	13875	39359
844140 MACH MOULDING ARTICLE P/P,PULP	4879	110521	7114	123546
844180 OTH MACH FOR MAKING P&P/BOARD	8181	54923	4185	107198
844190 PART MAC H-8441.1000,8441.4000	18575	154474	4677	97386
844230 PRINTING MACH, APATUS&EQUIPMEN	2611	89325	1940	60340
844240 PARTS OF THE FOREGOING MACH	341	10840	1814	25661
844250 PLATE ,CYLINDER/PRINT COMPONE	5828	161199	4323	110445
844311 OFF SET PRINT MACHIN REELFED	2156	83561	8986	91843
844312 SHEET FED,OFFICE TYPE S-22&36	1468	32831	1200	83878
844313 OTH OFFSET PRINTING MACHINERY	41849	531390	81894	859523
844314 LETTERPRESS PRI-MACH REEL FED		7725		2785
844315 LT-PRESS P-MACH OT R-FED,FLEX	831	56827	342	6826
844316 FLEXOGRAPHIC PRINTING MACHIN	76671	179199	27406	208425
844317 GRAVURE PRINTING MACHINERY	99197	700862		162657
844319 HOT STAMPING MACHINES	164632	1030903	77592	1676880
844331 MACH PERFORM TWO OR MORE FUNCT	62437	271753	7815	112049
844332 PRINTER CONNECT TO AUTOMA DPM	126051	1250532	107939	987983
844339 O-MACH REPRODUC ORIGINAL IMAGE	71728	595775	44322	457172
844391 PART/ACCE PRINTING MACH H-8442	10827	326379	29386	279099
844399 PARTS /ACCE OTH PRINTING MACH	66686	845603	59377	647765
844400 MAC EXTRUD CUT M-MADE TEX-MATE		868384	463	445460
844511 CARDING MACHINES	168281	2326424	183813	4820552
844512 COMBING MACHINES	16558	225316	2993	191784
844513 DRAWING /ROVING MACHINES	118869	1884720	130905	4225160
844519 OTH MACH TEXTURE FIBRE ETC	89700	1642421	144358	3602480
844520 TEXTING SPINNING MACHINES	383593	4022955	482861	7237497
844530 TEXTILE DOUBLING OR TWIST MACH	38589	223360	42122	530184
844540 TEXTILE WINDING MACHINE	615492	3625789	729598	7343318
844590 OTH MACH, TEXTILE FIBRE	124455	1611995	401392	2879872
844610 WEAVING MACH FAB WD-NOT>30CM	51257	126273	602	35365
844621 POWER LOOM WEAV FAB EXCED 30CM		5202		2604
844629 OTH WEAVING MACHINES(LOOMS)	334673	1057583	146396	901099
844630 WEAV MACH FAB >30CM SHUTLES	123122	6275628	765136	8091011
844711 CIRCULAR KNITTING MACHINE	35942	349951	5377	428033

Contd.

10.11 Imports by Economic Categories (Detail)

(In Thousand Rupees)

ITEMS	JUNE, 2015	FROM JULY, 2014	JUNE, 2014	FROM JULY, 2013
844712 CIRCULAR KNIT MACH DIA>165MM	17598	393541	46859	433711
844720 FLAT KNIT MACH STITCH-BONDING	42042	458600	19574	203711
844790 OTH MACH GIMPED YARN TULE LACE	598339	6654718	428238	4001192
844811 DOBBIES JACQUARD COPY ETC MACH	13119	257675	20104	110599
844819 OTH AUXILARY MACHIN HD84.44-47	55553	1221454	106610	1420782
844820 PARTS&ACCESORIES MACH H-84.44	4744	77557	4346	287105
844831 CARD CLOTHING	115254	1179331	136693	1304962
844832 PART ACCESORY MACH TEXT FIBRE	1978	85408	1588	79505
844833 SPINDLE SPIND FLYER S/IN RING	117487	1377283	82005	1399067
844839 OTH PARTS&ACCESSORIES 84.45	116588	1632637	110509	1974383
844842 REEDS FOR LOOMS HEALDS&H/FRAM	45023	324239	25929	340665
844849 OTH PART ACCESSORIES WEAV MACH	61794	695215	31856	697168
844851 SINKERS NEEDLES & OTH ARTICLES	37302	372871	33245	448559
844859 PART ACCESSORY MACH HEAD 84.47	29576	413761	24722	506554
844900 MACH MFG FINISH NON WOVENS	311	71061	128	90499
845011 WASHING MACH FUL-AUTO NOT>10KG	15681	496258	30768	295937
845012 O-MACH BUILT-CENTRIFUGAL DRIER	2836	137136	6198	192958
845019 O-MACH DRY LINE CAPA -NOT>10KG	941	59203	3406	64216
845020 MACHINE DRY LINE CAP EXCE10KG		21629		56169
845090 PARTS FOR H/HOLD WASH MACHINE	14287	159393	35096	231166
845110 DRY-CLEANING MACHINES	189	31912		7252
845121 DRY MACH OF DRYLINEN CAP<10KG	2561	3629		179
845129 OTH DRYING MACHINES	46654	477890	47904	317935
845130 IRONING MACHINES & PRESSES	3522	123941	3564	66800
845140 WASHING BLEACH DYE MACHINES	252020	1483047	316533	1907875
845150 REELING UNREEL FOLDING ETC MAC	11852	147913	16897	187148
845180 OTH MACHINERY	195179	3773710	329333	4999760
845190 PARTS FOR DRY CLEAN/DYING MACH	38365	346277	27544	321421
845210 SEWING MACHINE HOUSEHOLD TYPE	8269	90843	8912	95099
845221 AUTOMATIC UNITS SEWING MACHINE	93543	254256	75	72979
845229 OTH SWING MACHINES	46979	2352453	170401	2071412
845230 SEWING MACHINE NEEDLES	10103	115668	7155	115486
845290 OTHER PARTS OF SEWING MACHINE	24857	231923	27413	221927
845310 MACH PREP,TANN HIDE,SKIN LEAT	11926	315080	34820	375604
845320 MACH MAKING/REPARING FOOTWEAR	30251	358557	17473	143907
845380 OTH MACH REPAR H-SKINS/LEATHER	7104	125316	3860	64848
845390 PARTS OF MACH TANNING,FOOTWEAR	13807	104329	4669	86642
845410 CONVERTERS	296	5533	60	6059
845420 INGOT MOULDS & LADLES	902	16614		20043
845430 CASTING MACHINES	9647	323501	3969	390025
845490 PARTS OF CONVERTERS LADLES ETC	13630	74791	5136	107194
845510 TUBE MILLS		153834		139561
845521 HOT/COMBIN HOT&COLD ROLING MIL	41539	428152		108492
845522 COLD, ROLLING MILLS	1513	913005		62582
845530 ROLLS FOR ROLLING MILLS	17796	404850	12709	286097
845590 OTH PARTS METAL ROLLING MILLS	15994	481392	3328	101015
845610 MACH TOOL WORKING BY LSER ETC	3104	83645	1426	34045
845620 MACH OPERATED ULTRASONIC PROCE		2065	698	1343
845630 MA-TOOL OPER ELECTRO DISCHARGE	5738	32934		22841
845690 O-MAC TOOL FOR REMOVAL OF MAT	4680	56836	4346	59814
845710 MACHING CENT FOR WORKING METAL	16091	361480	11567	212229
845720 UNIT CONSTRUCTION MACH(SINGLE)		2658		1360
845730 MULTI-STATION TRANSFER MACH		53887		129143
845811 HORIZONT LATH NUMERICL CONTROL	3365	103921	6297	120469
845819 OTHER, HORIZONTAL LATHES	6856	137090	10462	116145
845891 OTH LATHES NUMERICALLY CONTROL		58921	502	36113
845899 OTH LATHES FOR REMOVING METALS	11116	139433	1163	106877
845910 WAY TYPE UNIT HEAD MACHINES	10062	24917	439	2562
845921 OTH DRILL MACH NUMERICAL CONT		11161		5800
845929 OTHER DRILLING MACHINES	15327	128725	8824	143649

Contd.

10.11 Imports by Economic Categories (Detail)

(In Thousand Rupees)

ITEMS	JUNE, 2015	FROM JULY, 2014	JUNE, 2014	FROM JULY, 2013
845931 OTH BOR/DRIL MACH NUMERI CONTR	305	811		4069
845939 OTHER BOARING-MILLING MACHINES	1439	10387	689	4084
845940 OTHER BORING MACHINES	3058	80120	6858	56427
845951 MILLING MACH KNEE TYPE N.CONTR	1169	1940		11327
845959 MILL MACH W TRAVERSER =<300MM	13479	61221	5680	26287
845961 OTH MILLING MACH NUMERCAL CONT		27005		14289
845969 OTHER MILLING MACHINES	1105	108176	5518	66458
845970 OTH THREAD/TAPPING MACH		48544	1557	40995
846011 F.SURFACE GRIND MACH NUM CONTR	1610	2500		1860
846019 OTH F.SURF GRIND MAC AXIS0.01M	5254	37763	4126	30191
846021 OTH GRIND MACH NUMERICAL CONTR		23893		25415
846029 OTH GRIND MACH AXIS 0.01MM	192	14058		4364
846031 SHARPENING MACH NUMERCAL CONTR		9053		1008
846039 OTH SHARPENING MACH-TOOL	870	11601	199	7366
846040 HONING OR LAPPING MACHINES	27631	46531		11083
846090 OTHER MACHINE TOOLS	1292	84068	1225	21211
846120 SHAPPING OR SLOTTING MACHINES	2576	47644	3660	18395
846130 BROACHING MACHINES		589		475
846140 GEAR CUTTING,GRIND/FINISH MACH	5746	55381	4542	49909
846150 SAWING OR CUTTING-OFF MACHINES	6092	102510	6830	129569
846190 OTH MACH TOOL FOR METAL WORK	3749	67842	882	25693
846210 FORGING/DIE-STAMP MACH&HAMMERS	78	279944	251	49640
846221 BEND,FOLD,ETC MACH NUM CONTROL		5468	100	468
846229 OTH BENDING,FOLDING MACH	2094	237422	3275	46967
846231 SHEARING MACH NUMERICAL CONTRO		29658		4933
846239 OTH SHEARING MACH	4563	106771	919	82198
846241 PUNCH/NOTCH MACH NUM CONTROLLED		5065		2875
846249 OTH PUNCHING/NOTCHING MACH	4297	118934	13445	56639
846291 HYDRAULIC PRESSES	16113	89319	785	137405
846299 OTH PRESSES FOR WORK METAL	3796	130835	2441	115115
846310 DRAW-BENCH FOR BARS,TUBES WIRE		13439	3520	11695
846320 THREAD ROLLING MACHINES		12915	119	8813
846330 MACHINES FOR WORKING WIRE	2767	28442	833	30182
846390 OTH MACH TOOL WORKING METALS	1870	32905	389	20278
846410 SAWING MACHINES		16742	2589	32272
846420 GRINDING OR POLISHING MACHINES	1750	64504	1626	58174
846490 OTH MACH TOOL WORK STONE/CER/C	1542	119913	2213	90430
846510 MACHINE FOR MECHANIC OPERATION		2895		49987
846591 SAWING MACHINES	571	22061	2772	12961
846592 PLANING,MILLING, MOULD MACH	1583	13587		5884
846593 GRINDING SANDING POLISHING MAC	8022	39842	151	69737
846594 BENDING OR ASSEMBLING MACHINES	103	86440	3926	8256
846595 DRILLING OR MORTICING MACHINES		9881	424	5422
846596 SPLITING SLICING PARING MACH		19675		16229
846599 OTH MACH TOOL FOR WOOD CORKETC	1168	177911	5015	78744
846610 TOOL HOLDER SELF OPEN DIEHEAD	10226	50835	7189	45411
846620 WORK HOLDERS	956	36142	306	3998
846630 DIVIDING HEAD & ATTACH M-TOOL	1451	8525		1235
846691 OTH PART FOR MA-TOOL H.84.64		10006		10699
846692 OTH PART FOR MA-TOOL H.84.65	4604	53182	1150	30474
846693 PART/ACCES MACH TOOL PLAN ETC	11959	202565	7114	93530
846694 PART/ACCES MACH TOOL FOLD ETC	20148	119626	7258	1203058
846711 PNEUMATIC ROTARY TYPE TOOLS	703	7747	572	6474
846719 OTH PNEUMATIC TOOLS FOR WORK	5433	59117	1972	28878
846721 DRILL W ELEC MOTOR OF ALL KIND	10379	120200	11354	97824
846722 SAWS SELF CONTAINED ELE-MOTOR	2594	20561	385	9657
846729 OTH TOOL WITH ELECTRIC MOTOR	29305	400118	27714	239382
846781 CHAIN SAWS	739	34600	366	17848
846789 OTH TOOL WORKING IN HAND	6458	83843	7009	32943
846791 PARTS OF CHAIN SAWS	2008	12605	272	6004

Contd.

10.11 Imports by Economic Categories (Detail)

(In Thousand Rupees)

ITEMS	JUNE, 2015	FROM JULY, 2014	JUNE, 2014	FROM JULY, 2013
846792 PARTS OF PNEUMATIC TOOLS	4711	21065	242	17784
846799 OTH PART TOOL WOR IN THE HAND	11598	147807	5736	115175
846810 HAND HELD BLOW PIPES	95	390	191	191
846820 OTH GAS-OPERATED MACH APPARATU	4140	83623	4725	17148
846880 OTH MACH FOR SOLDER,BRAZING	266	73066	154	40328
846890 PARTS FOR SOLDERING,BRAZIN MAC	4466	27868	987	40268
846900 TYPEWRITER;WORD PROCESS MACH		1323	1202	2759
847010 ELEC CALCULATOR,DATA REC MAC	7929	153172	8216	103871
847021 CALC. MACH W PRINT DEVICE		105		299
847029 OTH ELECTRO CALCULATING MACHIN		575	240	372
847030 OTHER CALCULATING MACHINES	15	137		1377
847050 CASH REGISTERS	15674	69304	6422	39092
847090 OTH POSTAGE,TICKET ISSUE MACH	716	36152	1375	15580
847130 PORTABLE AUTOMATIC DP MACHINE	1002234	20618572	905523	9294773
847141 OTH AUTOMATIC DATA PRO MACHINE	111616	1803190	22404	520259
847149 OTH PRESENTED IN FORM SYSTEMS	72736	394101	133644	385510
847150 PROCESSI UNIT O/T,H-8471.41,49	789060	4733536	341527	2468428
847160 INPUT,OUTPUT UNIT IN S-HOUSING	56535	1047097	128793	704759
847170 STORAGE UNITS	103309	1027099	76328	894519
847180 OTH UNITS OF AUTO DAT PRO MACH	7178	100052	8489	139506
847190 OTH LAN,BRIDGES,HUBS EXCL SWIT	37217	614933	20423	657870
847210 DUPLICATING MACHINES	844	4435	62	1333
847230 SORTING/FOLDING/AFFIXING MACH	85	944		1812
847290 OTHER, OFFICE MACHINES	531438	2103158	15574	1280676
847310 PARTS/ACCESS OF MACH H-84.69	540	2366		963
847321 PART CALC MACH H-8470.10.21.29		127		510
847329 OTH PARTS OF MACH H-84.70	46278	188902	7747	35647
847330 PARTS/ACCESS OF MACHINE 84.71	138322	1282219	75742	1223124
847340 PARTS/ACCESS MACHINE HEAD84.72	10562	250495	1973	177997
847350 PARTS/ACCESS MAC HD84.69-84.72	46	8836	318	4233
847410 SORTING/SCREENING/WASHING MACH	5196	223664	64311	240998
847420 CRUSHING OR GRINDING MACHINES	1316804	2102079	82478	1576178
847431 CONCRETE OR MORTAR MIXERS	71005	1002405	21742	472464
847432 MACH FOR MIXING MINERAL&BITUME	28464	271595	19907	434308
847439 OTH MACH FOR MIXING MINERALS	2955	100527	1135	117768
847480 OTHER MACHINERY	623572	877640	177342	293133
847490 PART OF SORTING,SCREENING MACH	164440	1306789	118000	1379607
847510 MACH FOR MAKING ELEC LAMP/TUBE		152		575
847529 OTH GLASS WORKING MACHINES		266393	7209	442239
847590 PARTS OF MACHINES H-NO.84.75	6440	76471	9506	138573
847621 BEVERAGE/VENDING MA W REFRIG	6	4043	53	53
847629 OTH,AUTOMA BEVERG-VENDING MACH	428	2256		1769
847681 OTH MACH HEATING/REFRIG,DEVICE		2089		625
847689 OTH MACH INCL MONEY CHANG MACH	17	5485		2640
847690 PARTS OF MACH HEADING 84.76		465		276
847710 INJECTION-MOULDING MACHINES	131177	2296125	69803	3040552
847720 EXTRUDERS	99300	790624	28518	385189
847730 BLOW MOULDING MACHINES	44489	1165944	229467	994710
847740 VACCUM MOLDING/THERMOFORM MACH	5282	95622	3231	121698
847751 MACH MOULD PNEUMATIC TYRE,TUBE		210351	43338	207170
847759 OTH MACH FOR MOLDING/FORMING	376	107217	6334	93206
847780 OTH MACH FOR WORKING RUB/PLAST	207566	1208688	74034	1556265
847790 PARTS OF MACH,WORKING RUB/PLAS	34627	696018	33582	769219
847810 MACH FOR REPARING TOBACCO	49132	273312	149295	1141014
847890 PARTS OF MACHINES OF H-84.78	53266	480311	59597	492056
847910 MACH FOR PUBLIC WORKS,BUILDING	37607	460395	46074	780189
847920 MACH FOR EXTRACT/PREP FATS/OIL		299639		175485
847930 PRESS PARTICAL/FIBRE BOARD ETC	196084	845401	5823	599951
847940 ROPE OR CABLE MAKING MACHINES	31411	116265		65954
847950 INDUSTRIAL ROBOTS(N.E.S.)	363	78802		12262

Contd.

10.11 Imports by Economic Categories (Detail)

(In Thousand Rupees)

ITEMS	JUNE, 2015	FROM JULY, 2014	JUNE, 2014	FROM JULY, 2013
847960 EVAPORATIVE AIR COOLERS	66803	526109	39644	281641
847979 OTH PASSENGER BOARDING BRIDGES	760	284466	305	23481
847981 MA FOR TREATING METAL/FLE WIRE	10444	87550	48975	106691
847982 MIX/KNEAD/CRUSH/GRIND ETC MACH	146795	4001253	881671	8891251
847989 OTH APPLI IDIVIL FUNCTIO MACH	392225	8971531	417094	3868270
847990 PART OF MA H- 8479.20.60.82.84	640872	2327605	129585	1567082
848010 MOULDING BOXES FOR MET FOUNDRY	1001	21269	2178	23277
848020 MOULD BASES	19115	91525	4513	34080
848030 MOULDING PATTERNS	1533	71075	18	7004
848041 INJECTION OR COMPRESSION TYPES	5659	77589	8353	49481
848049 OTH, MOULDS FOR METAL/CARBIDES	17528	312219	5515	246073
848050 MOLULDS FOR GLASS	4753	84549	17859	66425
848060 MOULDS FOR MINERAL MATERIALS.	6161	54288	1051	118718
848071 INJECTION OR COMPRESSION TYPES	49937	565053	18959	711375
848079 OTH MOULDS FOR RUBBER/PLASTICS	175920	1173011	159911	1962087
848110 PRESSURE-REDUCING VALVES	180154	2733211	135584	3757825
848120 VALVES,OLEOHYD/PNEUMATIC TRANS	23277	2048315	204718	579408
848130 CHECK (NONRETURN) VALVES	63949	961091	71955	837991
848140 SAFETY OR RELIEF VALVES	46759	780023	19315	556381
848180 OTH APPLIANCE(TAP,COCKS,VAL)	709257	7587382	359634	7473005
848190 PARTS OF APPLIANCE H-NO.84.81	84478	1042818	79947	1159715
848210 BALL BEARINGS.	429456	3801047	295914	3393190
848220 TAPERD ROLLER BEARING INC CONE	56218	734060	54559	711876
848230 SPHERICAL ROLLER BEARINGS	33151	368147	41001	446331
848240 NEEDLE ROLLER BEARINGS	10466	88608	4485	61508
848250 OTH CYCLINRICAL ROLLER BEARING	13933	248266	11494	196791
848280 OTH COMBINED BALL/ROLLER BEAR	72627	605499	101594	462645
848291 BALLS, NEEDLES/ROLLERS PARTS	16378	178424	20690	177175
848299 OTH PARTS OF BALL/ROLLER BEAR	21748	294118	19392	233299
848310 TRANSMISSION/CRANKS/SHAFTS.CAM	321253	3112175	174996	4683445
848320 BEARING HOUSING-BALL/ROLR BEAR	41434	163454	9014	129448
848330 BEARING HOUSING NOT INCOR BEAR	136105	1906561	114594	1811796
848340 GEAR,CHAIN SPOK,GEAR BOXES ETC	188482	2097195	119491	1423932
848350 FLYWHEL/PULEY INCL PULEY BLOCK	13644	121645	6628	115865
848360 CLUTCHES AND SHAFT COUPLING	35524	678353	51919	583299
848390 PARTS OF HEADING 84.83	40393	501983	19803	500177
848410 GASKET&SIMILAR JOINT OF MATALS	51084	788897	47839	794417
848420 MECHANICAL SEALS	35687	589499	52141	443552
848490 OTH GASKET&SIMI JOINT DISSIMIL	52441	776411	59572	2165834
848610 MACH FOR MANUF BOULES / WAFERS		10		4474
848620 MAC FOR MANUF S-COND,I-CIRCUIT	43	21866	50791	76522
848630 MACH FOR MANUF FLAT PANEL DISP		44		5119
848640 MACH FOR MANU OF I-CIRCUIT,NES				46726
848690 PARTS&ACCE OF MACH MANU S-COND	125	12169		590
848710 SHIPS/BOATS,PROPELLERS&BLADES		16413	489	4010
848790 O-PARTS&ACCE NOT CON ELE-CONNE	25668	352074	15299	395177
850110 ELEC MOTOR OUTPUT NOT>37.5.WAT	105782	822779	73918	712247
850120 UNIVERSAL AC/DC MOTOR >37.5 W	46347	310419	17918	137065
850131 OTH DC MOTOR/GEN 0-P=750 WATT	17166	212044	14405	156575
850132 O-DC MOTOR/GEN 0-P-750W-75KW	11535	133391	3604	85161
850133 OTH DC MOTO/GEN 0-P-75KW-375KW	2829	103135	3654	60928
850134 OTH DC MOTOR/GEN OUTPUT >375KW	68	148084	546	427553
850140 OTH AC MOTORS,SINGLE-PHASE	232530	1648346	204093	1290190
850151 OTHER AC MOTORS MULTI-PHASE	41320	321250	30887	210999
850152 AC MOTORS,OUTPUT-750W-75KW	80503	1883512	147328	1676582
850153 AC MOTORS,OUTPUT>75KW	39381	596130	33580	383853
850161 AC GENERATORS OUTPUT NOT>75KVA	137230	588364	115291	680517
850162 AC GENERATORS OUTPUT-75-375KVA	31357	153647	10524	110026
850163 AC GENERATOR 0-P-375KVA-750KVA	4305	20587	1110	34570
850164 AC GENERATORS OUTPUT >750 KVA	42682	7530965	6577	457459

Contd.

10.11 Imports by Economic Categories (Detail)

(In Thousand Rupees)

ITEMS	JUNE, 2015	FROM JULY, 2014	JUNE, 2014	FROM JULY, 2013
850211 EL GNERATOR (DIESEL)0-P>75 KVA	189565	3359673	162090	3939329
850212 GENER SET(DIESEL)OP- 75-375KVA	165705	1766002	126649	1805146
850213 GENER SET(DIES ENG)OP>375KVA	161342	9931239	505746	12432614
850220 GENER SET(SP-ING ENG)OP>375KVA	1653193	6905107	973489	5713123
850231 GENERATING SETS,WIND POWERED	3560247	8072773	28466	6048278
850239 OTHER GENERATING SETS	5867503	29882052	352246	7288814
850240 ELECTRIC ROTARY CONVERTERS.		1277	85	7430
850300 PARTS FOR MACHIN H-85.01/85.02	157058	3481839	304304	2890333
850410 BALLAST FOR DISCHARG LAMP/TUBE	21964	182661	9362	130424
850421 LIQUID DIELECRICT FORMERS	562	35078	1763	475350
850422 LIQ D-E T/FORMER-650-10000KVA		24164	342	392708
850423 LIQ DI-ELE T/FORMER >10000KVA	57837	194235	76030	1609428
850431 OTH TRANSFORMER-PHC-NOT>1 KVA	55653	682517	54153	644626
850432 OTH TRANSFORMER-PHC-1KVA-16KVA	7239	116983	1675	457832
850433 OTH TRANSFORMER-PHC-16-500KVA	34084	423832	74880	524542
850434 OTH TRANSFORMER-PHC>500 KVA	162119	4298901	518915	2235350
850440 STATIC CONVERTERS	835295	8446796	522948	6172105
850450 OTHER INDUCTORS	12461	320823	17916	323518
850490 PARTS ELEC POWER MACH H-8504	363318	1570544	426778	1552567
850511 PERMANENT MAGNETS AND ARTICLES	5542	67660	1913	45420
850519 OTH PERMANENT MAGNETS&ARTICLES	31401	193674	15169	152653
850520 EL-MAGNET COUPLING,CLUTCH ETC	4629	41582	2202	91903
850590 OTH EL-MAGNET INC/PART HD85.05	5143	160672	6189	72066
850610 MANGANESE DIOXIDE P/CELL&BATT	63580	855837	69164	818343
850640 SILVER OXIDE P/CELL&BATTERIES				917
850650 LITHIUM PRIMARY CELL&BATTERIES	12761	340990	36422	347129
850660 AIR ZINC PRIMARY CELL&BATTRIES	634	6035	424	26759
850680 OTHER PRIMARY CELL&BATTERIES	33374	448678	48001	457228
850690 PARTS OF PRIMARY CELL&BATTEIES	3996	49813	2783	31702
850710 LEAD-ACID ACCUMULATOR(STARTNG)	1381	43996	1547	58936
850720 OTHER LEAD-ACID ACCUMULATORS	480068	6074106	360762	4947876
850730 NICKEL-CADMIUM ACCUMULATORS	3026	101789	952	63930
850740 NICKEL-IRON ACCUMULATORS		28		23
850750 BATTRIES NICKEL-METAL HYDRIDE	865	6868	438	1094
850760 BATTRIES LITHIUM-ION	5275	52582	1692	7584
850780 OTHER ACCUMULATORS	16509	268609	10630	351911
850790 PARTS EL-ACCMOLATOR INCL SEPR	60025	463000	38223	394472
850811 VACUM CLEANER SE-CONTA E-MOTOR	1602	50725	3371	40085
850819 OTH VACUUM CLEANERS SELF MOTOR	7749	40044	849	26178
850860 OTHER VACUUM CLEANERS	1196	27143	540	13003
850870 PARTS OF VACCUM CLEARNERS	233	4170	517	2058
850940 FOOD GRINDER/MIXERS&JUICE EXT	76915	728898	52450	656829
850980 OTH DOMESTIC APPLIANC	18768	192111	8947	119735
850990 PARTS DOMESTIC APPLIAN	37570	268460	13888	222984
851010 SHAVERS SELF CONTAINED EL-MOTO	7569	50903	22931	80212
851020 HAIR CLIPPERS SELF CON EL-MOTO	7693	45670	11104	52662
851030 HAIR-REMOVING APPLIANCES	2380	80809	37364	86969
851090 PART OF SHAVER/CLIPPER/REMOVER	5238	27111	1411	8721
851110 SPARKING PLUGS	62921	901106	60656	797778
851120 IGNITION/DYNAMOS MAG-FLYWHEELS	11579	106928	5506	98923
851130 DISTRIBUTORS;IGNITION COILS	27020	290344	16435	189658
851140 STARTERS MOTORS/DUEL PUR GENER	10659	121268	7873	116020
851150 OTHER GENERATORS	1561	172277	2070	23725
851180 OTH EL-IGNITION/START EQUIP	3246	23697	464	30720
851190 PARTS OF THE HEADING NO.85.11	83642	966782	31167	547340
851210 LIGHTS SIG EQUIP BICYCLE USED	698	4343	73	4201
851220 OTH LIGHTING SIG EQUIPMENT	175184	1792451	120455	1053523
851230 SOUND SIGNALLING EQUIPMENT	14958	156647	9450	80964
851240 WINDSCREEN WIPER,DEFROST/DEMIS	6253	41933	2780	31385
851310 PORTABLE ELECTRIC LAMPS	72304	1422048	61042	861393

Contd.

10.11 Imports by Economic Categories (Detail)

(In Thousand Rupees)

ITEMS	JUNE, 2015	FROM JULY, 2014	JUNE, 2014	FROM JULY, 2013
851390 PARTS(OF THE HEADING NO.85.12)	247	6606	682	7175
851410 RESISTANCE HEATED FURNACE/OVEN	2446	12108		7348
851420 INDUCTION/DIELECTRIC FUR/OVENS		21691	59366	169412
851430 OTHER FURNACES AND OVENS	6153	204126	9676	180679
851440 OTH IND/DI-EL HEATING EQUIPMNT	1093	45953	1140	20103
851490 PARTS(OF HEADING NO.85.14)	5814	79074	3846	61215
851511 SOLDERING IRONS AND GUNS	4540	70732	1699	22680
851519 OTH BRAZING/SOLDER IRONS&GUNS	2805	57945	2037	24448
851521 MACHINES,RES WELDING OF METAL	39	10976	764	121512
851529 OTH MACH RES WELDING OF METAL	6365	155971	5752	80183
851531 MACH ARC WELDING METAL F/AUTO	22826	42423		50526
851539 OTH MACH/APP ARC WELDING METAL	11056	227617	15423	499869
851580 OTH MACH/APP HOT SPRAYING METL	4512	110859	7989	289619
851590 PARTS(OF HEADING NO.85.15)	5370	149923	19749	184145
851610 ELE INSTANEOUS/IMERSION HEATER	2978	65717	1001	17741
851621 STORAGE HEATING RADIATORS	1049	16171		1470
851629 OTH ELE SPACE/SOIL HEATNG APPA	5665	451515	2538	127110
851631 HAIR DRYERS	9534	53642	14313	65929
851632 OTHER HAIR DRESSING APPARATUS	5086	47028	6492	30706
851633 HAND DRYING APPARATUS	629	5229	308	2492
851640 ELECTRIC SMOOTHING IRONS	7741	119395	12698	120700
851650 MICROWAVE OVENS	6066	192073	12779	198177
851660 OTH OVEN/COOKER/GRILL/ROASTERS	15932	212083	13267	151347
851671 ELECTRIC COFFEE OR TEA MAKERS	4196	102380	7575	54471
851672 ELECTRIC TOASTERS	11650	200855	13145	118121
851679 OTH ELECTRIC-THERMIC APPLIANCE	47651	300555	7433	193397
851680 ELECTRIC HEATING RESISTORS	11508	180175	4087	146594
851690 PARTS EL-THERMIC APP H-85.16	29948	1034650	34330	916453
851711 LINE TELEPHONE CORDLESS H-SETS	9954	81291	4904	47809
851712 TELEPHONE FOR CELLULAR NETWORK	7006276	73253234	4641969	63257511
851718 OTHER TELEPHONES	5685	120925	11193	87231
851761 BASE STATIONS FOR WIRELESS N-W	797983	4659598	105	6391094
851762 MACH FOR RECEPTION VOICE/IMAGE	1601350	26627750	10290142	29260532
851769 OTHER APPARATUS	645415	13905918	1178766	13083419
851770 PARTS FOR TELEPHONES/WIRELESS	215552	9292481	2512535	15002336
851810 MICROPHONES AND STANDS THEREOF	9826	62044	16721	57987
851821 SINGLE L/SP MOUNTED IN ENCLOUR	20252	199245	15965	149572
851822 MULIPLE L/SP MOUNTED IN ENCL	30894	312047	34301	296182
851829 OTH L/SP NOT MOUNTED IN ENCL	60511	454678	38537	278841
851830 HEAD/EAR/MICRO PHONE SPEAK SET	54117	484092	46960	354759
851840 AUDIO FREQUENCY ELEC.AMPLIFIER	4860	62509	4366	47722
851850 ELECTRIC SOUND AMPLIFIER SETS	3021	35981	2071	146462
851890 PARTS & ACCESSORIES HEAD 85.18	12658	146408	5156	44972
851920 APPA OPERATED BY COINS,BANKNOT				55
851930 TURNTABLES (RECORD-DECKS)		275	2	58
851950 TELEPHONE ANSWERING MACHINES		1566		9
851981 O-APPA USING MAG/OPTICAL MEDIA		815	715	2993
851989 OTH COMPACT DISK PLAYERS	6009	36623	3011	43522
852110 MAGNETIC TAPE TYPE	4934	34676	4276	61633
852190 OTH VIDEO REC/REPRODUCING APP	17582	173160	20530	169247
852210 PICK UP CARTRIDGES		69		1285
852380 DATA/SOUND RECORDED AUTO.DPM	178281	7309055	696261	6759132
852550 TRANSMISSION APPA FOR RADIO/TV	4844	203580	6659	1194073
852560 TRANSMISSION APPARATUS	79282	357331	92300	503888
852580 TV CAMERAS,DIGI/VIDEO CAMERA-R	75536	638877	58187	490055
852610 RADAR APPARATUS	519	28342	12598	18132
852691 RADIO NAVIGATIONAL AID APPARAT	17458	240376	7483	177788
852692 RADIO REMOTE CONTROL APPARATUS	7	8659	14	564
852712 POCKETSIZE RADIOCASSETTE PLAYER	440	3309	711	4110
852713 OTH APPA COMB W/SOUND REC/PRO				1191

Contd.

10.11 Imports by Economic Categories (Detail)

(In Thousand Rupees)

ITEMS	JUNE, 2015	FROM JULY, 2014	JUNE, 2014	FROM JULY, 2013
852719 OTH RECORDING/REPRODUCING APPA	3451	36727	5122	36990
852721 OTH RADIO BRO-RECEIVER FOR VEH	5157	49189	4760	21076
852729 OTH SOUND REC/REPRO APPA VEH	11333	380318	27484	66424
852791 OTH APPA COMB W/SOUND REC/PRO		319		1759
852792 APPA NOT COMB W-S-RECOR/REPROD	53	259		
852799 MODEMS FOR SUND RECOD APPA	963	5601	58	28466
852841 MONITORS AUTOM DATA PRO SYSTEM	722	144695	2418	83642
852849 OTH CATHODE-RAY TUBE MONITORS	131	7455	20	12424
852851 OTH MONITOR DATA PROCESSING SY	243590	2688512	200632	1964065
852859 OTHER MONITORS	4990	65378	4653	77932
852861 PROJECTOR FOR AUTO- DPS-H8471	17163	205737	16433	124874
852869 MULTIMEDIA PROJECTOR-FOR DP-SY	361	4531	657	9098
852871 RECEPTION APPA FOR TV	15532	228364	7417	140439
852872 OTH COLOUR TV SETS	52229	1413194	42888	353006
852873 OTH MONOCHROME RECEPTION-APPA		13		
852910 AERIALS/REFLECTORS ALL KINDS	55375	424802	31042	253559
852990 OTH PARTS/APP H-85.25-85.28	528679	5125504	474607	5677803
853010 EL-SIGNAL EQP RAILWAY/TRAMWAY		3046		204997
853080 OTH SIGNAL EQP EL TRAFIC CONT	5590	93927	846	71393
853090 PARTS OF EQP HEAD 85.30	12988	28092		21359
853110 BURGLAR/FIRE ALARMS/SIMIL APPT	14561	371295	51258	244978
853120 INDICATOR PANEL INCORP LCD/LED	7136	183012	15955	127267
853180 OTHER APPARATUS	35302	182074	6016	141503
853190 PARTS ELEC SOUND/VIS SIG APPT	4031	112855	195182	8363724
853210 FIX CAPACITO 50/60HZ CAP.5KVAR	5077	381055	10814	228785
853221 OTHER FIXED CAPACITOR		1173	96	1158
853222 ALUMINIUM ELECROLYTIC FIX CAP	152	15951	2989	12536
853223 CERAMIC DIELEC,SIN-LYR FIX CAP	549	9107	1101	5588
853224 CERAMIC DIELEC MUL-LYR FIX CAP	1574	20459	3300	15025
853225 DIELECTRIC PAPER PLAS FIX CAP	3698	21541	1789	17131
853229 OTHER FIXED CAPACITORS	33514	312746	19108	576938
853230 VARIABLE/ADJUSTABLE CAPACITORS	6017	29679	2630	22841
853290 PARTS OF ELECTRICAL CAPACITORS	6500	32890	4455	33994
853310 FIXED CARBON RES COMP/FILMTYPE	853	71907	1636	37591
853321 OTH FIXED RES CAPACITY < 20 W	131	3441	333	7100
853329 OTHER FIXED RESISTORS	9193	130087	6202	103226
853331 W/WOUND RESISTOR- RHEO&POTEN	2375	25546	997	16908
853339 OTH W/WOUND VARIABLE RESISTORS	5043	30217	1329	31752
853340 OTH VAR RES INCL REHEOSTATS	8438	98442	10228	52975
853390 PARTS FOR ELECTRICAL RESISTERS	6515	17133	529	8595
853400 PRINTED CIRCUITS	75985	935090	76859	780927
853510 FUSES FOR VOLTAGE >1000 VOTTS	3866	52168	2072	51929
853521 AUTOMA C-BRAKER VOT <72.5 KV	45361	770202	75771	710637
853529 OTH AUTOMATIC CIRCUIT BRAKER	40749	625951	57821	1126809
853530 ISOLATING/MAKE-AND-BREAK SWIT	82954	252489	46714	598756
853540 LIGHT ARRESTER,VOL LIMITER ETC	721	159829	5782	127853
853590 ELEC APP SWITCHING CIR>1000VOL	55524	547852	61730	1805815
853610 FUSES FOR VOLTAGE <1000 VOLTS	5537	84418	5782	64097
853620 AUTOMATIC CIR BREAKER	180444	2195044	177261	1887784
853630 OTH APP PROTECTING ELEC CIRCUL	8821	184056	6453	49300
853641 RELAYS FOR VOLTAGE	18122	211273	20219	140944
853649 OTHER, RELAYS	116097	986095	54111	1040523
853650 OTHER SWITHCES	67070	901813	71374	769189
853661 LAMP HOLDERS	5606	84725	10742	63375
853669 OTHER,PLUGS AND SOCKETS	84511	883116	71563	751936
853670 CONNECTORS FOR OPTICALFIBRES	2072	38151	2407	54633
853690 OTH ELECTRICAL APPARATUS	114233	1305997	83326	1192626
853710 BOARD,PANEC ETC VOLTAGE-1000V	377095	4421249	531948	4411064
853720 BODIES,CONSOLE ETC VOLT>1000V	305485	1039037	50323	2191399
853810 BOARD,PANELS GOODS HEAD 85.37	20082	470506	19123	405711

Contd.

10.11 Imports by Economic Categories (Detail)

(In Thousand Rupees)

ITEMS	JUNE, 2015	FROM JULY, 2014	JUNE, 2014	FROM JULY, 2013
853890 OTH PARTS SUITABLE GOOD H85.37	222265	2499766	142776	2046072
853910 SEALED BEAM LAMP UNITS	12592	109765	12475	96077
853921 TUNGSTEN HALOGEN LAMPS	31559	252724	24116	210517
853922 OTH LAMPS 200W FOR VOLT>100V	9091	116591	9338	140384
853929 OTH FILAMENT LAMPS EXCL U-VIOL	33582	496998	25570	470423
853931 DISCHARGE LAMP O/TAN U-V-LAMP	10213	165731	14048	119485
853932 MERCURY OR SODIUM VAPOUR LAMPS	12493	60943	4133	43974
853939 OTH DISCHARGE LAMPS,O/TH ULTRA	1026094	9188584	648320	10643257
853941 ARC-LAMPS (ELECTRIC)	220	5304	105	5203
853949 OTH ULTRA-VOILET/INFRA-REDLAMP	6804	38790	1627	39056
853990 PARTS ELECTRIC FILAMENT/D-LAMP	34928	385495	18199	297564
854011 CATHODE-RAY TV PICTURE TUBES	19125	120788	10317	171070
854020 TV CAMERA TUBE(IMAG CONVERTER)				954
854040 DATA GRAP DISPL TUBE,COLO/MONO		108		
854060 OTHER CATHODE-RAY TUBES		203		1367
854071 MAGNETRONS	8385	270760	2062	257347
854079 OTH,MICROWAVE TUBE,CARCINOTR		851		
854081 OTHER VALVES AND TUBES:	15	597		3900
854089 OTHER VALVES ANA TUBES,N.S.	1134	6373	654	5774
854099 OTH PARTS OF HEADING NO.85.40	363	719		386
854110 DIODES,OTH THAN PHOTOSENSITIVE	14161	155993	9094	108087
854121 TRANSISTOR O/THAN PHOTOSENSITV	397	19909	1167	20168
854129 OTH TRANSISTOR O/TH PHOTOSEN	6344	105566	14500	97231
854130 THYRISTORS DIACS AND TRIACS	913	22971	1095	28458
854140 PHOTOSENSITV SEMICONDUCTOR DE	5648000	24612406	1643202	20104736
854150 OTH SEMICONDUCTOR DEVICES	10594	74321	1910	118935
854160 MOUNTED PIEZO-ELECTRIC CRYSTAL	559	39175	411	8698
854190 PARTS OF APPARATUS OF H-85.41	1956	69488	5863	46880
854231 ELECTRONIC INTEGRATED CIRCUIT	20464	297899	23905	403273
854232 MEMORIES	3388	97099	3534	17518
854233 AMPLIFIERS	973	13789	1468	19429
854239 OTH ELECTRO INTEGRATED CIRCUIT	31760	546742	24433	336206
854290 PARTS OF ELEC INTIGRAT CIRCUIT	5487	40928	2006	68759
854310 PARTICLES ACCELERATORS	31	3779	21	49
854320 SIGNAL GENERATORS	2089	28732		57416
854330 MACH APPA EL-PLATNG ELECTROLYS	5131	114464	332678	366612
854370 OTHER MACHINE/APPARATUS	271893	3156033	182314	1623188
854390 PARTS OF THE APPARATUS H-85.43	6018	277747	17988	170091
854411 WINDING WIRE OF COPPER	6490	104055	14855	256491
854419 OTHER WINDING WIRE OF COPPER	41655	865422	106075	617752
854420 CO-AXIAL CABLE & CONDUCTORS	21445	798406	13475	907666
854430 IGNITION & OTHER WRITING SETS	12775	285776	10791	281330
854442 COMPUTER LEADS WITH CONNECTOR	388455	2298076	148227	1895008
854449 OTH ELECTRIC CONDUCTOR N>1000V	595885	7484041	540052	3769074
854460 OTH EL CON FOR VOLTAGE >1000V	93048	1327878	161208	1374848
854470 OPTICAL FIBRE CABLES	55725	346484	19508	341929
854511 ELECTRODES USED IN FURNACES	14247	132783	12196	62682
854519 OTHER ELECTRODES	876	30088	507	10293
854520 CARBON BRUSHES	5036	56640	2144	51100
854590 OTH LAMP/BATTERY CARBON,GRAPIT	1764	38949	2944	41161
854610 EELECTRICAL INSULATOR OF GLASS		1873		2720
854620 EELECTRICAL INSULATOR CERAMICS	39672	184872	10482	566692
854690 OTH ELE INSU OTH THN GLAS,CERA	6415	171510	21547	408529
854710 INSULATING FITTINGS OF CERMIC		481	20	6549
854720 INSULATING FITTINGS OF PLASTIC	184	5324	479	8249
854790 OTH INSULATIN FITT PLAS/CERMIC	32770	742450	11681	456282
854810 WAST/SCRIP PRI BATRY,CEL,ACCUMU	21913	22881	2	219341
854890 OTH,PARTS ELE MACHINE/APP NES	184	4024	168	5957
860110 RAIL LOCOMO POWERED ELECTRICIT				44
860120 RAIL LOCOMO POWERED ELE ACCUMU		39		

Contd.

10.11 Imports by Economic Categories (Detail)

(In Thousand Rupees)

ITEMS	JUNE, 2015	FROM JULY, 2014	JUNE, 2014	FROM JULY, 2013
860210 DIESEL ELECTRIC LOCOMOTIVES		4094764	1821185	5603182
860290 OTH,RAIL LOCOMOTIVE,LOCOMO TEND	61	3116313		9830
860390 OTH,RAILWAY OR TRAMWAY COACHES		3045		
860400 RAIL/TRAMWAY MAINTENANCE VEHIC		1627196		1660176
860610 TANK WAGONS AND THE LIKE	320	460573		
860699 OTH RAIL,TRAMWAY GOOD VAN(NSP)		2522908		
860711 DRIVING BOGIES&BISSEL-BOGIES	39	54		14
860719 OTH INCL PARTS AXELS/WHEEL	17172	1271534	1008	132729
860721 AIR BRAKES AND PARTS THEREOF		19740	211	8672
860729 OTH BRAKES LOCOMO&PATS THEREOF	775	529897	45	3002
860730 HOOKS,COUPLIN DEVICES,BUFFERS		8492		4408
860791 OTHER PARTS OF LOCOMOTIVES	376107	8391749	79016	1136928
860799 OTH RAILWAY LOCOMOT STOCK PART	1017	78888	103266	110134
860800 RAIL/TRAMWAY TRACK FIXTURES	1718	746182	15824	1123375
860900 CONTINERS SPECIL DESI,EQUIPPED	37354	257021	19511	325339
870110 PEDESTRAIN CONTROLLED TRACTORS		426		448
870120 ROAD TRACTORS FOR SEMI-TRAILER	791470	5282742	503080	3843147
870130 TRACK-LAYING TRACTORS		9434		
870190 COMP AG-TRACTORS-ANY KIT FORM	5903	3054719	329976	2354159
870210 M.VEH 10 OR >PERSON DIESEL ENG	643455	6052165	392740	4120194
870290 COMP O-M-VEH 10PER&DERIVER AKF	109065	691766	35026	737061
870310 M-CAR FOR TRAVEL ON SNOW/GOLF	1042	8562	10378	15440
870321 MOTOR VEH CYLNDER CAP-1000CC	3296504	30997689	3382893	24639658
870322 OTH CAR CY CAP>1000CC - 1500CC	2737347	25903480	1125888	18483768
870323 OTH VEH CYL CAP 1500 - 3000CC	1928286	21064677	1643160	13085561
870324 OTH VEH CYL CAPACITY>3000CC	445925	4836337	357387	3563172
870331 OTH VEH(DIESEL ENG)CYL-C-1500CC	3035	128703		63496
870332 VEH(DIESEL ENG)CY-1500 -2500CC	4857	439731	7159	96498
870333 OTH VEH(DIESEL ENG)CAP>2500CC	4292	307834	12879	5242544
870390 OTH M-CAR/M-VEH FOR PERSONS		114549	8214	220789
870410 DUMPERS DESIGN FOR OFF-HIGHWAY	299478	904405	13897	737032
870421 OTH VEH(DIESEL ENG)NOT>5TONNES	834110	7047071	728273	6058181
870422 OTH VEH(DIESEL ENG)GVW-5-20TON	628759	5812973	313642	2676842
870423 OTH VEH(DIESEL)GVW >20 TONNES	106388	1516387	166202	813939
870431 OT VEH SPARK-IGNITION NOT>5TON	600927	5430057	378886	3105830
870432 OT VEH (SP-IGN)GVW > 5 TONNES	4256	4256		
870490 OTH VEH FOR TRANSPORT GOODS	1202	1202		289
870510 CRANE LORRIES	25695	623543	3954	91234
870520 MOBILE DRILLING DERRICKS	128843	278455		110132
870530 FIRE FIGHTING VEHICLES		74455		56376
870540 CONCRETE-MIXER LORRIES	67682	627146	50241	972793
870590 OTH SPECIAL PURPOSE MOTOR VEHL	62409	1964065	137665	2771739
870600 CHASIS WITH ENG VEH-H-8701-05		77		
870710 BODIES/CABS FOR VEH-H-87.03	457	10438	2961	17064
870790 BODIES OF VEH-H-87042190&.3190	17728	185682	8026	116531
870810 BUMPERS AND PARTS THEREOF	20079	144682	9008	79416
870821 OTH PART ACCE OF BODIES,SEATS	27808	278963	16661	142210
870829 OTH PART ACCE OF BODIES,CABS	858138	5567082	640449	5976676
870830 BRAKES&SERVO-BRAKES,PARTS VEH	68687	682757	25296	257492
870840 GEAR BOXES AND PARTS THEREOF	150113	1136691	113727	883784
870850 DRIVE-AXLES WITH DIFFERENTIAL	57292	398977	20534	298365
870870 ROAD WHEELS&PARTS&ACCESSO	34900	365821	32913	254020
870880 SUSPENSION SYS,SHOCK-ABSORBERS	165565	1673503	60147	706524
870891 RADIATORS & PARTS THEREOF VEH	29997	255821	21855	147293
870892 SILENCERS&EXHAUST PIPES,PARTS	2185	7336	329	4869
870893 CLUTCHES AND PARTS THEREOF	23853	312729	13134	141509
870894 STEERING WHEELS,CLUMNS,BOXES	47412	568158	31232	503951
870895 SAFETY AIRBAGS INFLATER SYSTEM	19	1486	154	154
870899 OTH PARTS FOR VEHICLES H-8701	437686	5144791	338997	4954869
870911 WORK TRUCKS SELF-PROPEL ELECTR		23940		9618

Contd.

10.11 Imports by Economic Categories (Detail)

(In Thousand Rupees)

ITEMS	JUNE, 2015	FROM JULY, 2014	JUNE, 2014	FROM JULY, 2013
870919 OTH WORK TRUCK SELF PRO N-FITT	82877	275579	1809	95640
871000 TANKS,OTH ARMOUD FITGHING VEH	2646	31577	8537	10884
871110 MOTORCYCLE CYL CAP-NOT>50CC		3585		379
871120 M-CYCLE CYL CAPACITY- 50-250CC	1033310	8760067	737048	6446356
871130 M-CYCLE CYL CAPACITY-250-500CC	802	21047		141241
871140 M-CYCLE CYL CAP-500-800CC	5390	30563	15248	46902
871150 M-CYCLE CYL CAP EXCEEDIN-800CC	14240	97944	9196	61114
871190 OTH M-CYCLE(INCLUDING MOPEDS)		436782	99179	1140544
871200 BICYCLES,OTH DELIVERY TRICYCL	67527	485902	56031	419734
871310 INVALID CARRIAG NOT MECH PROPL	24529	200454	11456	148006
871390 OTH INVALID CARRIAG MOTORISED	132	6500	264	13729
871410 SADDLES OF MOTORCYCLES,MOPEDS	587914	5494283	431473	5493426
871420 PART ACCE INVALID CARRIAGES	36	993		498
871491 FRAMES,FORKS & PARTS THEREOF	459	3558	1237	83265
871492 WHEEL RIMS AND SPOKES	2686	10390	1039	11504
871493 HUBS,COAST BRAK HUB,FREE WHEL	5704	116798	9457	71542
871494 BRAK,COAST BRAK HUB,HUB BRAK	1399	13882	558	10057
871495 OTHER, SADDLES	1737	36625	4433	27682
871496 PEDALS,CRANK-GEAR,& PARTS THOF	168	6509	15	8528
871500 BABY CARRIAGES & PARTS THEREOF	14832	79343	6749	53574
871610 TRAILER,SEMI-TRALER CARVN TYPE		2743		5703
871620 SELF LOADING/UNLODING TRAL AGR	4306	11145		750
871631 TAKER/SEMI TANKER TRAILERS	2634	10933		56595
871639 OTH TRAILER,SEMI TRAI FOR GOOD		68081	754	19468
871640 OTH TRAILERS & SEMI-TRAILERS	24677	35058	6221	9523
871680 OTH VEH NOT MECHANICALLY PROPL	14601	94831	13554	95385
871690 PARTS,TRAILER SEMI-TRAI H87.16	19901	177044	11100	105695
880100 GLIDERS AND HANG GLIDERS	1640	3399		874
880212 HALICOPTER UNLADN WT>2000 KG		9276		
880220 AEROPLAN UNLADEN WT NOT>2000KG		35780	30093	31929
880230 AEROPLAN UNLADN W-2000-15000KG		73810		
880240 AEROPLAN UNLADN WT >15000KG	90804	9091992	1613293	2825374
880310 PROPELLERS,ROTORS & PATS THROF	171	13684	351	8230
880320 UNDER CARRIAGES/PARTS THEREOF	42	2980	252	3194
880330 OTH PARTS OF AEROPLANE/HELICOP	137900	1951419	50223	4041973
880400 PARACHUTES AND ROTOCHUTES,PART		1679		771
880510 AIRCRA LAUN GEAR,DECK ARRESTOR		795		
880521 AIR COMBAT SIMULATORS & PARTS		11257		7066
880529 OTH GROUND FLYING TRAINER PART	180	4923	373	15817
890110 CRUISE SHIPS,BOATS FOR PERSONS	11725	11725		
890190 OTH VESSELS FOR PERSONS/GOODS		182952		
890310 INFLATABLE YATCHS,VESL PLE/SPO	273	883		828
890391 SAILBOATS,WITH/W-OUT AUX-MOTOR		978		3055
890392 MOTORBOAT,O/THN OUTBOARD M-BO	1414	12329		
890399 OTH INFLTABLE YACHTS		81840		4687
890510 DREDGERS		1010559		
890520 SUBMERSIBLE DRILLING PLATFORMS				46591
890590 OTH LIGHT VESSELS,FLO-CRANES		12858		9558
890690 OTHER VESSELS & LIFEBOATS		31		
890710 OTH FLOATING INFLATABLE RAFTS				84076
890790 OTH FLOATING STRUCTURES,TANKS	2584	26615		5748
900490 OTH SPECT,GOGGLE&THE LIKE CORR	5408	42891	5870	123264
900510 BINOCULARS	267	17232	465	6117
900580 OTH ASTRONOMICAL INSTRUMENTS	223	5784	1087	5689
900699 O-PART,AC P-GRAPHIC F-LIGH APP	358	1460	1129	2973
900710 CINEMATOGRAPHIC CAMERAS		403		
900720 CINEMATOGRAPH PROJECTOR.S-R/RE		12153	1575	17252
900791 PAR,ACC-CINEMATOGRAPHIC CAMERA		623		375
900792 PART,ACCE-CINEMATOGR PROJECTOR		2367	299	6115
900850 PROJECTORS,ENLARGERS&REDUCERS	3783	5764	72	4048

Contd.

10.11 Imports by Economic Categories (Detail)

(In Thousand Rupees)

ITEMS	JUNE, 2015	FROM JULY, 2014	JUNE, 2014	FROM JULY, 2013
900890 PARTS/ACCE OF IMAGE PROJECTORS	245	1192		547
901010 APPA,EQUI AUTOMATC DEVELO FILM	9341	77014	4253	524597
901050 OTH APP EQU PHO-GRAPHIC LAB	412	67140	2860	44305
901060 PROJECTION SCREENS	8157	43197	1100	32324
901090 PART ACCE OF APP/EUIP H-90.10	1254	13750	131	8502
901110 STEREOSCOPIIC MICROSCOPES	48	3739		1547
901120 OTH MICROSCOPE P-MICROGRAPHY		783	50	6835
901180 OTHER MICROSCOPES	45775	161407	13421	224697
901190 PART,ACCE OF OPTCAL MICROSCOPE	412	7531	2297	54977
901210 M-SCOPE O/THN OPTIC M-SCOP APP	264	45863	7164	25282
901290 PART,ACC M-SCOPE O/THN OPTICAL		4253		1389
901310 TELESCOPIIC SIGHTS FITT TO ARMS		5941		1402
901320 LASERS OTHER THAN LASER DIODS	3218	20307	6535	22847
901380 OTH DEVICES APPLI&INSTRUMENTS	10419	219600	21650	253803
901390 PARTS,ACCE OF SUB GROUP-90.13	2104	43716	604	72831
901410 DIRECTION FINDING COMPASSES	624	1530	98	571
901420 INST/APPLI AERONAUTIC NAVIGATO		11055		531
901480 OTH INS/APPLI(NAVIGATIONAL)	894	18983	326	6868
901490 PART,ACCE OF SUB GROUP OF90.14	969	31918		6876
901510 RANGEFINDERS	670	2185	174	6760
901520 THEODOLITES AND TACHEOMETERS	2898	17991	986	13465
901530 SURVEYING LEVELS	1029	19251	4683	17594
901540 PH-GRAMMETRICAL SURVEY INS/APP	203	3877	109	109
901580 OTH INS AND APPLIANC-SURVEYING	122142	5777664	81776	4081362
901590 PARTS&ACCE OF SURVEYING INSTRU	43736	1762144	6923	819511
901600 BALANCE SENSITIVITY 5CG/BETTER	4548	45213	3158	33874
901710 DRAFTING TABLE MACH W/NOT AUTO	2709	33924	3403	27310
901720 O-DRAWING MARK/MATH CALC INSTR	5870	44883	2131	35319
901730 MICROMETERS/CALLIPERS & GUAGES	4828	34639	3109	32333
901780 OTHER INSTRUMENTS	9451	131467	20339	165402
901790 PARTS/ACCE OF MEASURING INSTRU	1955	9056		12320
901811 ELECTRO-CARDIOGRAPHS	5322	128602	4215	83035
901812 ULTRASONIC SCANNING APPARATUS	42441	598915	313406	538563
901813 MAGNETC RESONANCE IMAGING APPA	201868	1034066	9676	742220
901814 SCINTIGRAPHIC APPARATUS		22552		51307
901819 OTH ELECTRO-DIAGNOSTIC APPARAT	243255	2328169	99637	1937674
901820 ULTRA VOILET/INFRA-RED RAY APP	158	12434	792	4035
901831 SYRINGES,WITH/WITHOUT NEEDLES	240250	1832242	165584	1576210
901832 TUBULAR METAL NEEDLE/NEDL SUTU	17503	211438	25639	309962
901839 OTH NEDLES,CATHERS,CANNULA	599582	5750112	612761	4777044
901841 DENTAL DRILL ENGINES,W/C-D-EQU	1495	2806	361	675
901849 OTH;INS/APPLI, DENTAL SCIENCE	6677	87434	4901	64482
901850 OTH,OPHTHALMIC INST&APPLIANCE	103099	624994	59297	408146
901890 OTH INSTRUMENT & APPLIANCE.	825533	9354609	672964	7702521
901910 MECHANO-THERPY,MESSAGE/PSY APP	19049	209390	9888	243462
901920 OZONE,OXYGEN ,AEROSOL THERAPY,	111956	998464	215729	819617
902190 OTH;APP,WORN CARY,IMPL IN BODY	26506	310080	65679	441522
902212 COMPUTED TOMOGRAPHY APPARATUS	288733	1551277	86644	1106509
902213 OTH X-RAY APPA FOR DENTAL USES		11236	4518	6588
902214 OTH,X-RAY APP FOR MEDICAL SURG	70987	1210557	10194	442751
902219 X-RAY APPA FOR OTHER USES	12421	1049430	72001	616050
902221 APP BASE ON ALP,BETA GAMA RADI		15442		74964
902229 APP ALPHA-BE-GA RADI-OTHER USE		177968	532	82114
902230 X-RAY TUBES	16482	25127	43459	92233
902290 O-APP AL-B-G RADI INCL PA/ACCE	16483	215622	9529	256111
902300 APPA DESIGNED F-DEMANSTRATION	72345	763251	35280	586679
902410 MACH&APPLI FOR TESTING METALS	5646	121359	2544	66107
902480 O-MACH-TESTING HARDNESS/STREN	104222	439388	42899	559956
902490 PARTS&ACC-HARD/STREN TEST MACH	5107	58890	6626	57659
902511 LIQUID-FILLED THERMOMETER/PYRO	10052	64266	2227	80254

Contd.

10.11 Imports by Economic Categories (Detail)

(In Thousand Rupees)

ITEMS	JUNE, 2015	FROM JULY, 2014	JUNE, 2014	FROM JULY, 2013
902519 OTHER THERMOMETERS/PYROMETERS	12461	132084	5279	97549
902580 OTHER INSTRUMENTS	20118	256533	16166	295145
902590 PARTS ACCE INSTRUMENTS H-9025	1725	64031	1202	49449
902610 APP,MEASUR/CHECK FLOW/ LEVEL.	23612	405741	23753	224977
902620 APP, MEASUR/CHECK PRESSURE.	297548	1113875	28325	659562
902680 OTH,APP,MEASUR VARIATION LIQ/G	103486	2469075	346414	2234064
902690 PARTS,ACCE OF SUB GROUP 90.26.	23156	203951	37078	342914
902710 GAS/SMOKE ANALYSIS APPARATUS.	19644	328104	5522	256534
902720 CHROMATOGRAPHS/ELECTROPHOR INS	45865	625772	41692	456787
902730 SPECTRO,SPECTROPHOT-METER RADI	32929	340081	31134	270089
902750 OTH,INS.USING OPTCAL RADIATION	61500	608721	32600	561176
902780 OTH,INST FOR PHYSICAL CHEM ANA	144248	2417456	253856	2462067
902790 MICROTOMES;PART ACCE APP-90.27	78786	578343	18654	514730
902810 GAS METERS	40718	1187673	32454	662112
902820 LIQUID METERS	6547	21951	17882	46005
902830 ELECTRICITY METERS	17265	142692	12132	121639
902890 PART,ACCE OF SUB GROUP 90.26	208581	869212	142573	1522322
902910 REVOL/PROD COUNTRS,TAXIMETERS,	1213	20578	2347	11203
902920 SPEED INDICATORS/TACHOMETERS	8280	44468	5351	45612
902990 PARTS ACCE OF METERS-H-90.29	8681	154842	12673	140340
903010 INS,MEASUR IONISING RADIATIONS	161496	536673	48064	590974
903020 OSCILLOSCOPE&OSCILLOGRAPH	892	29035	1712	27965
903031 O-INSTR MEASUR VOLTAGE,CURRENT	9383	53782	8884	42869
903032 MULTIMETER WITH RECORD DEVICE	2120	18309	4804	18439
903033 O-METER WITH OUT RECOED DEVICE	22483	225303	23484	196266
903039 O-OSCILLOSCOPE W-RECOD DEVICE	2211	31495	972	35839
903040 OTH,INS,SPE DESI FOR TELECOMMU	6068	102752	7471	169386
903082 OTH,INS,MEASUR SEMICONDUCTOR	201	1313		5956
903084 OTH,APPA,WITH RECORDING DEVIC	356	34083	306	2124
903089 OTH,INS,MEASUR ELECTRICAL QTY.	17930	747076	105813	385540
903090 PARTS ACCE OF SUB GROUP 90.30	3286	138687	7268	218916
903110 MACH BALANCING MECHNICAL PARTS	2117	51502	1308	4936
903120 TEST BENCHES		82690	2339	187781
903141 OTH,OPTICAL INS CHECK SEMICODU		223		
903149 OTH,OPTICAL INS & APPLIACES.	3041	101457	1580	133997
903180 OTH,INS APPLIANCES & MACHINES.	88633	1673239	102643	1842831
903190 PART,ACCE OF ARTICLE H- 90.31	10186	208522	6465	156931
903210 THERMOSTAT	77537	549535	22475	409533
903220 MANOSTAT(PRESSURE REGULATORS)	390	7786	716	9868
903281 OTH,INS HYDRAULIC OR PNEUMATIC	9396	39229	732	28591
903289 OTH,REGULATING,CONTROLLING INS	420330	2494978	108744	1406869
903290 PARTS,ACCE OF ARTICLE H- 90.32	10862	226616	39133	233631
940210 DENTISTS,BARBER CHAIRS, PARTS	3222	46607	3624	95855
940290 OTH;OPE TABLES,EXAM TABLE MECH	37379	970382	29976	412539
940560 ILLUMINATED SIGN,NAMPLATES,LIK	14090	248275	71544	139560
940591 PARTS OF LAMP LIGHT FIT GLASS.	17208	196688	13561	100764
940599 OTH PARTS H-NO.94.05,N.E.S.	3907	70490	2269	46260

10.12 Exports by Areas and Countries/Territories

(In Thousand Rupees)

COMMODITIES	JUNE, 2015	CUMULATIVE FROM JULY,2014	JUNE, 2014	CUMULATIVE FROM JULY,2013
GRAND TOTALS	184,069,171	2,397,512,960	198,680,691	2,583,463,177
LATIN AMERICA	263,141	3,234,839	266,056	2,937,725
Antigua and Barbuda		1,365	241	858
Aruba		16,507		1,235
Bahamas		2,138		778
Barbados	1,769	15,629	1,822	52,231
British Virgin Is.		2,720	113	400
Cayman Islands	344	7,976	1,167	6,252
Cuba	13,596	316,826	8,159	262,413
Dominica		4,462		443
Dominican Republic	104,358	1,190,397	71,771	951,426
Grenada	6,508	17,688	4,243	16,250
Guadeloupe		4,274		40,334
Haiti	10,377	397,061	101,242	348,886
Jamaica	11,304	167,256	18,287	220,620
Martinique	12,199	69,853	6,784	55,209
Netherlands Antilles		4,132		551
Puerto Rico	29,509	271,868	10,363	319,517
St.Kitts and Nevis		592		247
St. Lucia	4,069	14,760		29,491
St.Vincent/Grenadine	1,632	12,082	256	7,455
Trinidad and Tobago	67,477	717,126	41,579	622,994
US.Virgin Islands		127	29	136
CENTRAL AMERICA	1,233,966	15,211,904	1,380,561	16,375,488
Belize	591	6,451		5,496
Costa Rica	20,265	415,005	39,672	355,253
El Salvador	26,678	280,543	16,774	144,357
Guatemala	48,411	770,300	76,837	749,690
Honduras	116,848	696,897	35,844	383,889
Mexico	834,601	11,258,309	1,112,112	11,365,946
Nicaragua	85,256	718,455	20,562	2,171,110
Panama	101,317	1,065,944	78,761	1,199,747
SOUTH AMERICA	2,398,571	30,631,327	2,794,109	35,930,173
Argentina	396,175	4,136,303	322,359	5,778,605
Bolivia	27,697	59,545	420	55,074
Bouvet Island			755	755
Brazil	563,463	7,117,353	633,857	9,086,682
Chile	603,534	7,591,329	706,183	8,634,968
Colombia	379,662	5,160,082	530,295	5,428,222
Ecuador	82,962	975,381	81,815	1,146,899
Guyana	2,968	59,351	8,265	65,320
Paraguay	40,098	1,014,685	76,925	607,599
Peru	202,067	2,866,113	265,510	2,813,843
Suriname	18,332	106,577		85,340
Uruguay	31,548	772,453	60,336	1,259,741
Venezuela,Bolivar. R	50,064	772,155	107,390	967,124
NORTH AMERICA	33,573,734	397,515,877	31,702,171	405,651,849
Bermuda	494	5,237	257	5,978
Canada	2,078,005	23,114,215	1,798,049	24,102,258
Greenland				137
St.Pierre & Miquelon		1,536		
U.S.America	31,495,236	374,394,889	29,903,865	381,543,476
EASTERN EUROPE	3,298,730	47,384,087	3,191,304	49,408,516
Belarus	628	37,934	7,137	66,407
Bulgaria	125,832	1,735,209	100,951	1,575,426
Czech Republic	313,001	3,476,915	204,471	3,307,297
Hungary	79,183	1,094,015	96,844	1,284,841
Poland	1,452,556	14,032,282	968,123	13,346,990
Republic of Moldova		26,440	4,732	38,810

Contd.

10.12 Exports by Areas and Countries/Territories

(In Thousand Rupees)

COMMODITIES	JUNE, 2015	CUMULATIVE FROM JULY,2014	JUNE, 2014	CUMULATIVE FROM JULY,2013
Romania	96,534	2,389,000	256,952	2,729,331
Russian Federation	722,305	18,623,051	1,243,034	19,243,748
Slovakia/Slovak R.	25,747	327,053	24,255	358,894
Ukraine	482,945	5,642,188	284,806	7,456,772
NORTHERN EUROPE	16,529,760	205,896,970	17,155,808	212,821,518
Denmark	990,931	10,233,994	863,957	10,328,257
Estonia	168,687	1,724,857	154,985	2,556,120
Faeroe Islands				136
Finland	316,414	4,393,407	659,580	7,231,877
Iceland	1,754	14,495	2,133	20,210
Ireland	378,352	5,127,235	366,122	5,111,452
Latvia	69,123	1,912,008	166,764	2,410,037
Lithuania	307,843	4,169,902	408,866	5,304,926
Norway	463,994	5,149,916	518,173	5,587,245
Sweden	1,126,068	12,921,600	1,436,848	12,762,486
United Kingdom	12,706,595	160,249,555	12,578,381	161,508,773
SOUTHERN EUROPE	15,405,383	179,414,705	19,484,341	179,087,083
Albania	56,621	379,916	23,892	321,134
Andorra				143
Bosnia & Herzegovina	527	15,602		6,179
Croatia	65,245	1,209,883	56,813	986,975
Fr.Yugoslav R.Macedo		2,054		2,190
Gibraltar				632
Greece	550,728	7,095,916	475,371	6,771,166
Holy See				4,090
Italy	5,813,052	67,580,497	10,209,075	75,642,930
Malta	48,198	605,348	41,618	704,090
Portugal	1,435,934	15,352,474	1,535,734	17,582,759
San Marino				203
Slovenia	357,919	5,292,248	488,547	4,772,563
Spain	7,072,866	81,680,323	6,642,832	72,026,561
Serbia	4,295	200,443	10,457	265,469
WESTERN EUROPE	25,076,395	290,798,870	26,480,720	299,366,288
Austria	110,741	1,750,027	137,425	2,114,375
Belgium	5,200,539	62,205,401	5,942,718	66,582,696
France	3,322,426	38,206,550	3,712,408	42,680,316
Germany	9,773,525	118,980,434	10,168,445	117,917,554
Liechtenstein				136
Luxembourg	859	4,538	2,039	18,912
Netherlands	6,564,664	68,335,580	6,427,066	68,788,850
Switzerland	103,641	1,316,340	90,617	1,263,448
EASTERN AFRICA	5,675,414	79,706,677	7,202,860	85,355,360
Burundi		15,429	315	17,222
Comoros	50,681	3,270,798	357,817	3,320,316
Djibouti	490,141	3,560,025	746,936	4,481,451
Eritrea		356,599	7,416	69,287
Ethiopia	4,190	85,390	9,173	137,658
Kenya	2,795,474	31,735,602	3,055,254	30,637,224
Madagascar	225,308	8,244,457	452,446	13,451,294
Malawi	7,564	150,095	25,202	170,623
Mauritius	232,363	2,823,827	249,537	3,119,345
Mayotte	22,713	198,507	26,901	87,288
Mozambique	612,403	13,519,656	822,178	11,479,368
Reunion	47,792	587,226	71,983	757,364
Rwanda	11,373	39,805		27,348
Seychelles	19,061	351,238	21,674	278,369
Somalia	177,169	2,037,505	366,058	3,881,002
Uganda	18,940	103,990	10,453	119,190
U.R.of Tanzania	901,543	11,345,292	780,320	12,295,470
Zambia	5,825	146,106	73,352	159,797

Contd.

10.12 Exports by Areas and Countries/Territories

(In Thousand Rupees)

COMMODITIES	JUNE, 2015	CUMULATIVE FROM JULY,2014	JUNE, 2014	CUMULATIVE FROM JULY,2013
Zimbabwe	52,874	1,135,130	125,849	865,744
MIDDLE AFRICA	329,002	7,730,543	537,983	7,192,694
Angola	134,503	3,889,981	271,558	3,444,415
Cameroon	90,733	2,905,273	141,274	1,781,255
Central African R.				5,609
Chad		1,926		3,462
Congo, Republic of		200,821	12,437	107,579
D.R.of Congo	103,766	476,833	43,655	1,404,502
Equatorial G.(Ri.Mi)		30,668	27,948	140,442
Gabon		193,364	41,112	305,113
Sao Tome & Principe		31,677		317
NORTHERN AFRICA	2,070,504	28,389,187	2,687,646	32,140,681
Algeria	230,641	2,972,701	274,037	3,933,309
Egypt(U.A.R.)	1,026,632	15,284,034	1,228,885	16,435,672
Libya	58,409	798,095	66,756	1,069,924
Morocco	121,077	1,549,821	211,662	1,741,157
South Sudan	459,630	5,184,027	556,361	5,872,608
Tunisia	174,116	2,600,510	349,945	3,087,282
Western Sahara(Ri.De)				729
SOUTHERN AFRICA	2,021,651	27,149,196	3,104,911	31,601,769
Botswana	10,155	284,848	19,745	384,342
Lesotho	21,551	393,345	66,965	877,146
Namibia	8,242	144,447	15,633	103,744
South Africa	1,979,027	26,308,147	3,002,568	30,230,566
Swaziland	2,676	18,408		5,970
WESTERN AFRICA	1,536,917	36,392,794	2,023,919	33,290,378
Benin	98,986	3,928,585	196,656	7,530,433
Burkina Faso(Fr.Up.V)		24,673	74	8,862
Cape Verde		5,051		7,179
Co,te d,Ivoire(Fr.Iv)	76,868	8,299,309	140,093	4,819,326
Gambia	140,177	1,783,655	182,346	1,390,059
Ghana	31,052	2,112,380	312,273	1,843,264
Guinea	3,547	2,514,684	38,489	3,294,608
Guinea-Bissau	248,631	1,286,627	178,559	591,714
Liberia	6,416	228,388	3,747	112,393
Mali	19,679	29,766	1,460	3,708
Mauritania	39,065	2,722,621	169,778	4,044,652
Niger	458	2,590		32,047
Nigeria	650,887	6,757,686	586,080	5,889,180
Senegal	49,481	3,728,339	59,221	679,445
Sierra Leone	155,904	2,439,452	143,849	1,598,104
Togo	15,767	528,989	11,295	1,445,403
EASTERN ASIA	21,125,305	316,128,400	21,743,721	367,583,065
China	14,703,210	219,866,409	15,143,010	249,014,434
Hong Kong S.A.Re.Chi	2,020,665	28,969,582	2,537,496	37,197,389
Japan	1,471,635	18,438,290	1,780,438	20,464,488
Korea D.P.Republic	213	2,687	265	7,475
Korea, Republic of	2,480,705	34,591,214	1,702,717	42,839,279
Macao.China		9,714		7,880
Mongolia	3,163	14,003	144	11,545
O.Asia(Tai.For.Pe.Ki)	445,713	14,236,502	579,652	18,040,575
SOUTH-CENTRAL ASIA	25,416,090	339,764,575	26,113,283	341,435,289
Afghanistan	15,593,810	198,781,856	17,268,570	192,452,385
Bangladesh	4,592,202	70,663,409	4,052,898	71,835,408
India	2,270,023	36,294,687	2,250,879	42,015,596
Iran (Islamic R.)	422,690	3,040,084	328,203	5,430,109
Kazakstan	60,022	668,748	46,608	533,838
Kyrgyzstan/Kyrgyz R.	1,762	100,200	2,783	44,920
Maldives	60,904	867,713	30,166	867,943
Nepal	9,494	219,654	7,630	66,938

Contd.

10.12 Exports by Areas and Countries/Territories

(In Thousand Rupees)

COMMODITIES	JUNE, 2015	CUMULATIVE FROM JULY,2014	JUNE, 2014	CUMULATIVE FROM JULY,2013
Sri Lanka	2,255,467	27,041,070	1,980,936	26,748,285
Tajikistan	33,950	752,135	122,286	924,751
Turkmenistan	103,645	1,198,882	2,283	182,976
Uzbekistan	12,122	136,137	20,042	332,140
SOUTH-EASTERN ASIA	7,963,993	119,275,179	8,545,806	99,941,042
Brunei Darussalam	3,876	65,752	5,765	54,870
Cambodia Fr.Kampuche	228,536	3,481,927	251,061	4,217,072
Timor Leste				598
Indonesia	556,720	14,503,657	421,944	12,675,040
Lao People's D.R.	977	85,781	3,213	77,416
Malaysia	1,451,107	20,778,647	1,394,316	22,122,672
Myanmar	225,534	1,829,626	96,732	1,357,196
Philippines	609,571	7,131,653	313,949	10,525,017
Singapore	2,586,505	30,467,927	3,336,846	11,060,174
Thailand	796,375	12,736,732	830,686	11,602,641
Viet Nam	1,504,793	28,193,479	1,891,293	26,248,345
WESTERN ASIA	18,649,053	252,052,033	22,546,583	353,115,924
Armenia		24,667	1,058	8,439
Azerbaijan	555,534	4,405,194	165,091	3,851,524
Bahrain	680,418	7,591,142	513,810	10,024,758
Cyprus	12,762	426,400	26,419	406,404
Georgia	18,552	744,163	28,800	766,412
Iraq	239,778	4,253,056	589,894	3,472,829
Jordan	275,272	5,057,145	384,768	4,748,249
Kuwait	700,155	9,768,664	709,838	10,394,339
Lebanon	152,035	2,840,286	156,519	3,239,423
Oman	1,959,473	20,892,931	1,897,811	19,443,906
Qatar	612,691	6,685,654	594,266	8,179,774
Saudi Arabia	3,127,005	45,583,353	4,473,573	50,957,884
Syrian Arab Republic	8,686	1,774,511	85,823	2,483,304
Turkey	1,478,579	31,321,233	3,010,851	41,168,522
United Arab Emirates	8,544,818	102,913,098	8,918,439	180,040,196
Yemen	283,296	7,770,538	989,623	13,929,960
AUSTRALIA AND NEW ZEALAND	1,472,244	20,528,756	1,694,265	29,948,820
Australia	1,240,393	16,499,263	1,424,659	26,008,208
Cocos (Keeling) Is.				284
New Zealand	231,816	4,029,457	269,606	3,938,496
Norfolk Island				1,832
US.Minor Outlying Is	35	35		
MELANESIA	26,218	291,141	24,047	237,786
Fiji	11,730	204,829	20,084	193,433
New Caledonia	318	6,649	47	5,974
Papua New Guinea	13,403	75,394	3,684	32,731
Solomon Islands	609	2,927		106
Vanuatu	157	1,342	233	5,543
MICRONESIA	302	2,198	598	3,862
Guam	302	2,198		3,068
Kiribati			598	794
POLYNESIA	2,798	13,704		37,867
American Samoa				71
Cook Islands		444		2,829
French Polynesia	2,798	13,260		12,343
Niue				16,442
Pitcairn				1,303
Samoa				1,525
Tonga				3,353

10.13 Re-Exports by Areas and Countries/Territories

(In Thousand Rupees)

COMMODITIES	JUNE, 2015	CUMULATIVE FROM JULY, 2014	JUNE, 2014	CUMULATIVE FROM JULY, 2013
GRAND TOTALS	1,650,798	20,191,221	2,303,471	16,369,060
LATIN AMERICA		29		
Barbados		10		
US.Virgin Islands		20		
CENTRAL AMERICA	30	35,752	3,659	37,906
Honduras			3,659	3,659
Mexico	30	15,324		34,246
Panama		20,428		
SOUTH AMERICA	8,798	16,522	124	26,625
Argentina		411		2,701
Bolivia		2,759		
Brazil	8,798	10,871		318
Chile		480		
Colombia		215	124	10,293
Ecuador		95		12,406
Peru				526
Venezuela,Bolivar. R		1,691		381
NORTH AMERICA	461,637	2,176,629	1,116,423	2,011,890
Canada	133	38,763	5,089	34,404
St.Pierre & Miquelon				254
U.S.America	461,504	2,137,865	1,111,334	1,977,232
EASTERN EUROPE	17,198	59,166	6,200	891,840
Bulgaria		708		21,126
Czech Republic		13,295	3,347	634,639
Hungary				74,747
Poland	16,751	33,581	2,559	148,264
Romania		24		10
Russian Federation		4,072		12,687
Slovakia/Slovak R.		151		
Ukraine	447	7,335	294	367
NORTHERN EUROPE	83,921	1,226,754	21,032	659,314
Denmark	20	20,882	266	13,482
Finland	511	19,107	1,244	6,699
Iceland		20		
Ireland		111	6,668	14,715
Latvia		2,922		
Lithuania	666	5,324		
Norway		69,108		13,014
Sweden	7,535	335,443	554	52,551
United Kingdom	75,189	773,836	12,301	558,854
SOUTHERN EUROPE	14,079	851,798	29,205	210,177
Croatia		224		49
Greece	671	2,528		
Italy	13,408	842,412	29,198	166,935
Portugal		1	7	19
Slovenia		7		418
Spain		6,625		42,756
WESTERN EUROPE	174,186	3,462,200	108,287	3,238,205
Austria	2,262	20,556	10,865	12,366
Belgium	6,073	173,224	239	23,161
France	15,121	203,201	32,937	1,258,617
Germany	92,604	1,639,765	23,094	767,282
Luxembourg		1,014		38,719
Netherlands	12,502	1,193,555	36,340	1,070,725
Switzerland	45,623	230,885	4,812	67,336
EASTERN AFRICA		1,043		13,908
Ethiopia				6,925
Kenya		992		
Mauritius		51		1,695
Seychelles				47
Uganda				942
U.R.of Tanzania				4,299
MIDDLE AFRICA		2,600	5,274	8,246
Angola		1,076	5,274	5,274
Congo, Republic of				2,972

Contd.

10.13 Re-Exports by Areas and Countries/Territories

(In Thousand Rupees)

COMMODITIES	JUNE, 2015	CUMULATIVE FROM JULY, 2014	JUNE, 2014	CUMULATIVE FROM JULY, 2013
Gabon		1,524		
NORTHERN AFRICA	17,066	92,531	208	14,466
Algeria	991	991		33
Egypt(U.A.R.)	16,075	86,496	208	14,433
Libya		1,382		
Morocco		51		
Sudan		3,163		
Tunisia		448		
SOUTHERN AFRICA	10	30,339	1,178	2,864
South Africa	10	30,324		1,683
Swaziland		15	1,178	1,181
WESTERN AFRICA		4,857		434
Co,te d,Ivoire(Fr.Iv)		91		
Guinea		106		
Liberia		302		
Mauritania				415
Nigeria		4,240		
Senegal		118		19
EASTERN ASIA	162,165	2,390,587	403,306	2,767,225
China	24,846	901,892	290,256	1,123,393
Hong Kong S.A.Re.Chi	101,334	637,130	67,658	1,238,649
Japan	33,785	411,962	43,801	308,379
Korea, Republic of	2,143	423,123	1,580	72,407
O.Asia(Tai.For.Pe.Ki)	57	16,480	10	24,397
SOUTH-CENTRAL ASIA	345,091	563,288	2,965	182,204
Afghanistan	4,397	63,690		18,356
Bangladesh	327,625	338,588		23,829
India	8,040	96,644	2,962	131,239
Iran (Islamic R.)		10,662		
Kazakstan		599		717
Kyrgyzstan/Kyrgyz R.				743
Nepal	5,007	5,007		
Sri Lanka	21	48,098	3	5,153
Tajikistan				79
Turkmenistan				2,086
SOUTH-EASTERN ASIA	113,864	1,870,843	159,883	1,075,584
Indonesia		1,648	1,002	8,799
Malaysia	61,624	229,323	9,694	139,438
Philippines	1,542	16,510	339	10,047
Singapore	49,144	1,463,835	114,114	759,323
Thailand	1,554	159,527	34,734	114,637
Viet Nam		1		43,342
WESTERN ASIA	248,557	7,374,419	445,468	5,217,209
Azerbaijan		16,458	402	11,230
Bahrain	4	29,441		35,956
Cyprus				494
Georgia				1,466
Iraq	168	3,089	291	44,509
Jordan	5,793	194,246		314,306
Kuwait		282,387	543	59,522
Lebanon	51	51		
Oman	3,704	14,654	20,772	160,069
Qatar	32,172	241,552		29,418
Saudi Arabia	2,334	1,092,587	40,598	84,964
Turkey	151	287,330	9,758	53,539
United Arab Emirates	204,182	5,179,597	359,817	4,302,118
Yemen		33,027	13,287	119,619
AUSTRALIA AND NEW ZEALAND	4,196	31,866	259	10,869
Australia	4,196	31,757	259	10,869
New Zealand		109		
MELANESIA				95
Papua New Guinea				95

10.14 Imports by Areas and Countries / Territories

(In Thousand Rupees)

TERRITORIES/COUNTRIES	JUNE, 2015	CUMULATIVE FROM JULY,2014	JUNE, 2014	CUMULATIVE FROM JULY,2013
GRAND TOTALS	444,559,595	4,644,151,648	425,228,931	4,630,520,793
LATIN AMERICA	101,561	772,720	31,386	305,534
Anguilla		874		8
Aruba			1,614	1,639
Bahamas	495	16,055	1,308	7,764
Barbados	3,473	17,071		3,285
British Virgin Is.	4,256	10,513		9,053
Cayman Islands		659		478
Cuba	6,524	12,095	233	23,636
Dominica	2,065	7,349	32	3,630
Dominican Republic	212	45,141	5,300	47,128
Grenada		17,245		392
Guadeloupe				2
Haiti		6,300		226
Jamaica	2,992	42,624	2,475	17,341
Martinique		569		
Montserrat		1,028		1,504
Netherlands Antilles	6,725	56,400		8,367
Puerto Rico	25,407	350,073	17,450	110,298
St. Kitts and Nevis		944		118
St. Lucia	31,212	31,212		
Trinidad and Tobago	13,569	116,034	2,975	65,790
Turks & Caicos Is.	4,375	35,410		1,973
US. Virgin Islands	257	5,126		2,903
CENTRAL AMERICA	413,709	5,929,902	337,412	4,918,524
Belize	73	275,444	202	129,669
Costa Rica	8,682	90,366	10,119	75,977
El Salvador		56,597	146	2,851
French West Indies	5,525	16,029		1,932
Guatemala	38,027	627,678	58,883	614,128
Honduras	3,416	35,554	1,466	22,988
Mexico	356,514	4,542,052	266,598	4,065,096
Nicaragua	73	8,008		782
Panama	1,397	278,175		5,102
SOUTH AMERICA	7,127,965	60,568,218	6,746,257	35,455,979
Argentina	4,235,055	32,800,992	4,541,872	18,777,702
Bolivia		15,554		1,260
Bouvet Island		1,802		3,779
Brazil	2,358,436	21,686,505	1,788,055	11,915,572
Chile	418,697	3,951,591	207,824	3,687,266
Colombia	6,383	918,226	7,218	121,161
Ecuador	7,687	31,076		47,731
Falkland Is. Malvinas		31		19
French Guiana	162	7,416		265
Guyana	1,200	11,142	1,132	58,194
Paraguay	11,996	200,484	122,087	296,374
Peru	35,206	546,648	27,197	232,552
S. Georgia S. Sandw. Is		4,405		24,603
Suriname		4,579	91	3,684
Uruguay	53,135	382,123	50,255	283,877
Venezuela, Bolivar. R	8	5,646	526	1,938
NORTH AMERICA	27,773,146	224,256,987	15,629,497	200,208,917

Contd.

10.14 Imports by Areas and Countries / Territories

(In Thousand Rupees)

TERRITORIES/COUNTRIES	JUNE, 2015	CUMULATIVE FROM JULY,2014	JUNE, 2014	CUMULATIVE FROM JULY,2013
Bermuda		10		772
Canada	7,347,697	43,497,187	5,216,657	20,073,213
Greenland		26,874		225
St.Pierre & Miquelon				25,567
U.S.America	20,425,449	180,732,917	10,412,840	180,109,139
EASTERN EUROPE	4,239,293	107,276,794	5,379,940	78,929,231
Belarus	104,353	4,569,822	364,864	2,543,254
Bulgaria	124,683	1,380,785	84,868	1,430,304
Czech Republic	297,406	6,731,624	421,858	3,047,056
Hungary	272,910	2,845,347	153,734	3,290,969
Poland	855,156	9,832,903	514,657	6,035,260
Republic of Moldova	1,607	1,037,273	36,564	1,057,556
Romania	258,619	18,604,095	225,690	8,026,465
Russian Federation	1,591,480	20,914,006	1,848,843	24,150,276
Slovakia/Slovak R.	288,583	2,771,946	727,961	5,573,386
Ukraine	444,495	38,588,992	1,000,901	23,774,705
NORTHERN EUROPE	17,084,949	132,161,341	8,458,079	115,981,800
Denmark	606,761	19,167,571	569,113	17,522,923
Estonia	17,033	186,183	7,305	216,734
Faeroe Islands		3,154	4	1,301
Finland	4,536,707	10,892,575	366,264	5,826,895
Iceland	1,873	19,576	15,092	91,908
Ireland	909,153	7,803,438	341,914	4,801,153
Latvia	4,024,565	5,875,645	236,080	654,122
Lithuania	28,393	879,020	14,994	2,581,561
Norway	98,093	1,246,172	55,758	1,326,815
Svalbard/Jan May.Is.		414		635
Sweden	1,584,749	24,835,774	1,973,938	22,150,519
United Kingdom	5,277,623	61,251,820	4,877,617	60,807,234
SOUTHERN EUROPE	5,017,382	66,349,369	5,853,283	76,485,422
Albania	52	4,829		4,924
Andorra				4
Bosnia & Herzegovina	3,452	9,973	7,150	25,496
Croatia	641	93,205	826	21,373
Fr.Yugoslav R.Macedo		230		8,463
Gibraltar		8,418		2,588
Greece	109,720	884,048	33,482	2,082,706
Holy See	2,188	2,188		926
Italy	2,980,572	42,827,043	3,854,252	50,061,089
Malta	4,210	13,135	551	21,701
Portugal	157,756	1,227,130	738,916	2,063,649
San Marino	3,662	42,118	7,336	18,456
Slovenia	46,481	347,942	3,343	218,241
Spain	1,423,938	15,514,651	1,206,265	17,933,933
Serbia	284,710	5,374,460	1,162	4,021,872
WESTERN EUROPE	27,288,682	283,292,278	22,840,564	307,476,597
Austria	1,233,659	13,047,945	635,031	11,240,805
Belgium	1,253,761	19,352,388	1,411,514	23,737,964
Europien Union	3,958,485	47,310,853	3,899,771	45,165,083
France	5,100,924	41,759,323	2,790,384	38,178,192
Germany	7,020,307	97,455,644	10,619,175	126,050,323
Liechtenstein		4,198	124	3,719

Contd.

10.14 Imports by Areas and Countries / Territories

(In Thousand Rupees)

TERRITORIES/COUNTRIES	JUNE, 2015	CUMULATIVE FROM JULY,2014	JUNE, 2014	CUMULATIVE FROM JULY,2013
Luxembourg	100,319	1,062,301	8,983	1,259,317
Monaco		597		726,078
Netherlands	6,538,171	34,085,502	2,046,256	28,375,878
Switzerland	2,083,056	29,213,527	1,429,325	32,739,238
EASTERN AFRICA	3,306,649	48,904,390	3,537,989	42,338,277
B.Indian Ocean Terr.	476	711		
Burundi	117,002	1,393,752	82,837	1,004,875
Comoros	1,559	88,098		633,449
Djibouti	5,836	114,122	15,722	146,592
Eritrea	3,993	9,006	2,368	12,105
Ethiopia	226,199	3,613,888	201,733	3,517,612
Kenya	1,954,889	27,728,277	2,233,227	24,859,120
Madagascar	69,450	506,653	11,589	389,964
Malawi	161	204,061	49,186	334,025
Mauritius	20,464	3,994,471	19,772	2,356,338
Mayotte		5,241	3,918	7,821
Mozambique	6,376	146,980		48,911
Reunion	7,772	21,646	17,560	109,986
Rwanda	287,808	2,459,455	292,120	1,735,314
Seychelles	4,826	29,157		
Somalia	8,549	979,416	62,261	786,977
Uganda	34,937	681,422	38,809	726,303
U.R.of Tanzania	91,084	1,847,547	128,821	1,032,939
Zambia	426,660	4,881,161	354,635	4,380,358
Zimbabwe	38,607	199,327	23,432	255,589
MIDDLE AFRICA	982,699	1,325,839	16,849	327,974
Angola	23,072	56,340	6,038	19,265
Cameroon	26,140	133,194	2,601	78,434
Central African R.		72	332	3,091
Chad	922,602	961,853	6,110	169,739
Congo, Republic of	5,711	113,800	1,768	33,015
D.R.of Congo		3,904		11,291
Equatorial G.(Ri.Mi)	401	919		82
Gabon	4,773	55,726		11,655
Sao Tome & Principe		31		1,401
NORTHERN AFRICA	3,970,538	47,190,690	4,557,958	40,961,846
Algeria	5,162	53,901		45,692
Egypt(U.A.R.)	467,366	13,857,746	1,605,033	12,107,285
Libya	19,209	322,343	32,295	3,530,130
Morocco	3,403,455	32,124,093	2,576,246	23,924,003
South Sudan	3,302	81,287	2,089	251,463
Tunisia	72,044	750,983	37,986	798,590
Western Sahara(Ri.De)		337	304,309	304,683
SOUTHERN AFRICA	4,681,979	51,008,459	4,251,339	34,089,822
Botswana		4,075	5	9,661
Canary Islands		20,497		2,158
French Southern Terr	32,938	34,350		
Lesotho		91		3,211
Namibia	6,711	36,184	6,548	190,463
South Africa	4,519,644	49,289,290	4,206,212	32,895,138
Swaziland	122,686	1,623,972	38,575	989,190
WESTERN AFRICA	2,295,644	8,298,747	211,206	2,853,431

Contd.

10.14 Imports by Areas and Countries / Territories

(In Thousand Rupees)

TERRITORIES/COUNTRIES	JUNE, 2015	CUMULATIVE FROM JULY,2014	JUNE, 2014	CUMULATIVE FROM JULY,2013
Benin	161,644	288,550		8,877
Burkina Faso(Fr.Up.V	133,311	737,126	30,945	78,954
Cape Verde		3,588		1,009
Co,te d,Ivoire(Fr.Iv	65,739	358,554	20,429	157,542
Gambia	8,519	126,340		8,076
Ghana	9,839	411,308	223	317,952
Guinea	6,099	79,524	4,128	65,402
Guinea-Bissau				8,428
Liberia	761,478	789,317	765	4,204
Mali	8,711	151,443	8,190	273,182
Mauritania	6,900	1,267,879	14,461	18,389
Niger	889,342	889,342		5,571
Nigeria	110,225	2,126,562	51,331	753,150
Senegal	14,461	414,144	68,285	885,983
Sierra Leone	7,626	56,593		27,954
St. Helena	1	30		2,812
Togo	111,748	598,445	12,448	235,946
EASTERN ASIA	129,893,269	1,340,437,306	113,026,566	1,100,159,545
China	103,965,101	1,053,038,333	87,817,704	792,956,669
Hong Kong S.A.Re.Chi	425,563	8,202,289	793,663	10,908,359
Japan	15,724,565	170,621,177	15,160,918	182,608,527
Korea D.P.Republic	641,267	4,118,584	259,357	4,093,553
Korea, Republic of	5,819,728	67,671,084	5,408,857	67,825,938
Macao.China		6,672	1,031	5,115
Mongolia	1,094	5,395		1,310
O.Asia(Tai.For.Pe.Ki	3,315,951	36,773,772	3,585,037	41,760,075
SOUTH-CENTRAL ASIA	19,288,181	243,978,188	22,487,563	278,658,365
Afghanistan	2,893,336	32,694,680	3,519,993	36,900,372
Bangladesh	477,216	6,301,813	244,219	5,739,034
Bhutan	275,959	283,073		165
India	12,139,556	172,171,079	16,795,113	210,540,789
Iran (Islamic R.)	2,441,791	24,271,485	1,183,217	16,925,570
Kazakstan		492,088	24,627	364,628
Kyrgyzstan/Kyrgyz R.		12,405		4,932
Maldives	298,453	299,308		2,220
Nepal	8,608	76,903	9,250	75,859
Sri Lanka	568,414	5,857,692	521,622	6,372,863
Tajikistan	92	6,905	603	7,947
Turkmenistan	177,282	1,345,130	186,085	1,667,886
Uzbekistan	7,475	165,627	2,834	56,100
SOUTH-EASTERN ASIA	57,478,091	513,958,903	51,217,838	522,994,797
Brunei Darussalam			1,120	1,875
Cambodia Fr.Kampuche	8,423	74,080	1,222	59,344
Timor Leste	172	172		
Indonesia	22,335,422	209,601,616	22,913,036	162,725,157
Lao People's D.R.		9,208		9,089
Malaysia	9,721,871	96,272,152	14,666,707	174,360,147
Myanmar	34,550	698,719	849,801	2,214,031
Philippines	707,275	4,904,023	294,240	3,439,757
Singapore	13,991,579	99,207,816	4,773,168	99,807,563
Thailand	9,084,197	85,453,755	6,570,900	67,648,916
Viet Nam	1,594,602	17,737,361	1,147,645	12,728,917

Contd.

10.14 Imports by Areas and Countries / Territories

(In Thousand Rupees)

TERRITORIES/COUNTRIES	JUNE, 2015	CUMULATIVE FROM JULY,2014	JUNE, 2014	CUMULATIVE FROM JULY,2013
WESTERN ASIA	130,033,404	1,463,077,179	159,044,985	1,752,133,828
Armenia		3,207		11,689
Azerbaijan	949	12,501		1,882
Bahrain	189,558	4,467,686	191,994	11,031,806
Cyprus	17,951	145,651	2,693	115,707
Dubai		6,754		
Georgia	34	17,082	24	253,985
Iraq	100,544	1,753,042	662,229	1,279,851
Jordan	430,681	3,641,611	314,514	2,411,674
Kuwait	20,938,809	250,859,347	26,717,358	346,695,685
Lebanon	58,336	428,644	53,004	355,199
Oman	5,012,046	105,132,644	6,877,815	137,527,692
Qatar	3,618,310	29,872,749	960,540	18,079,549
Saudi Arabia	43,861,375	364,526,021	39,637,671	459,138,346
Syrian Arab Republic	859	71,339	2,471	81,846
Turkey	1,529,876	19,354,166	1,984,377	17,782,716
United Arab Emirates	54,234,988	681,949,571	81,583,727	757,089,584
Yemen	39,087	835,164	56,569	276,615
AUSTRALIA AND NEW ZEALAND	3,580,378	45,179,510	1,592,660	36,083,447
Australia	2,198,769	39,075,785	861,443	30,928,095
Christmas Islands	365	15,518	97	25,351
Cocos (Keeling) Is.		1,645		11,592
Heard/Mac Donald Is.		1,043		1,582
New Zealand	1,379,109	6,060,735	731,120	5,092,054
Norfolk Island	1,091	19,410		10,488
US.Minor Outlying Is	1,045	5,373		14,285
MELANESIA	1,889	144,754		59,367
Fiji				124
New Caledonia		6,051		
Papua New Guinea	90	136,820		1,275
Solomon Islands	1,712	1,775		52,334
Vanuatu	87	108		5,635
MICRONESIA	156	1,808	7,555	25,312
Kiribati	5	1,599	7,555	11,286
Marshall Islands				8,086
Micronesia,F.States				3,994
Northern Mariana Is.	151	204		1,943
Palau(Fr.pacific Is)		5		3
POLYNESIA	32	38,265	2	72,778
American Samoa		27,918		50,527
Cook Islands				812
French Polynesia		2,716		1,366
Johnston Island		6,257		6,347
Pitcairn	32	912		11,529
Samoa		18		
Tokelau		11		1,607
Tonga				322
Tuvalu		380	2	267
Wallis & Futuna Is.		52		

10.15 Re-imports by Areas and Countries / Territories

(In Thousand Rupees)

TERRITORIES/COUNTRIES	JUNE, 2015	CUMULATIVE FROM JULY,2014	JUNE, 2014	CUMULATIVE FROM JULY,2013
GRAND TOTALS	1,480,528	20,961,924	1,695,458	1,855,737
LATIN AMERICA		5,666	5,444	5,444
British Virgin Is.		5,584	5,444	5,444
Dominican Republic		82		
CENTRAL AMERICA		42,000		
Belize		3,539		
Guatemala		37,722		
Mexico		739		
SOUTH AMERICA		37,980	6,307	6,307
Argentina		3,708		
Brazil		33,090	6,307	6,307
Uruguay		1,183		
NORTH AMERICA	524,950	6,646,777	628,053	643,037
Canada	98,502	1,263,874	63,655	78,639
U.S.America	426,448	5,382,902	564,398	564,398
EASTERN EUROPE	15,223	106,462	8,147	8,147
Hungary		205		
Poland	5,025	70,021	8,147	8,147
Romania		1,707		
Russian Federation	8,175	26,257		
Ukraine	2,023	8,271		
NORTHERN EUROPE	42,075	733,210	94,658	94,658
Denmark	1,063	31,940		
Finland		3,642	877	877
Ireland		21,004		
Norway		18,809	1,334	1,334
Svalbard/Jan May.Is.		2,728		
Sweden	6,950	166,216	20,419	20,419
United Kingdom	34,062	488,871	72,027	72,027
SOUTHERN EUROPE	37,833	561,199	37,952	44,484
Greece	1,401	3,519		
Italy	33,123	501,103	33,337	33,337
Portugal			3,168	3,168
Spain	3,309	56,577	1,447	7,980
WESTERN EUROPE	58,910	852,101	57,784	57,796
Austria		2,969		
Belgium	1,275	59,776	4,265	4,265
France	6,472	134,145	24,153	24,153
Germany	44,917	534,303	18,746	18,758
Netherlands	4,932	75,197	3,326	3,326
Switzerland	1,312	45,710	7,294	7,294
EASTERN AFRICA	7,226	99,677	5,367	5,367
B.Indian Ocean Terr.	592	592		
Ethiopia		80,821	5,367	5,367
Madagascar	6,634	13,694		
Uganda		977		

Contd.

10.15 Re-imports by Areas and Countries / Territories

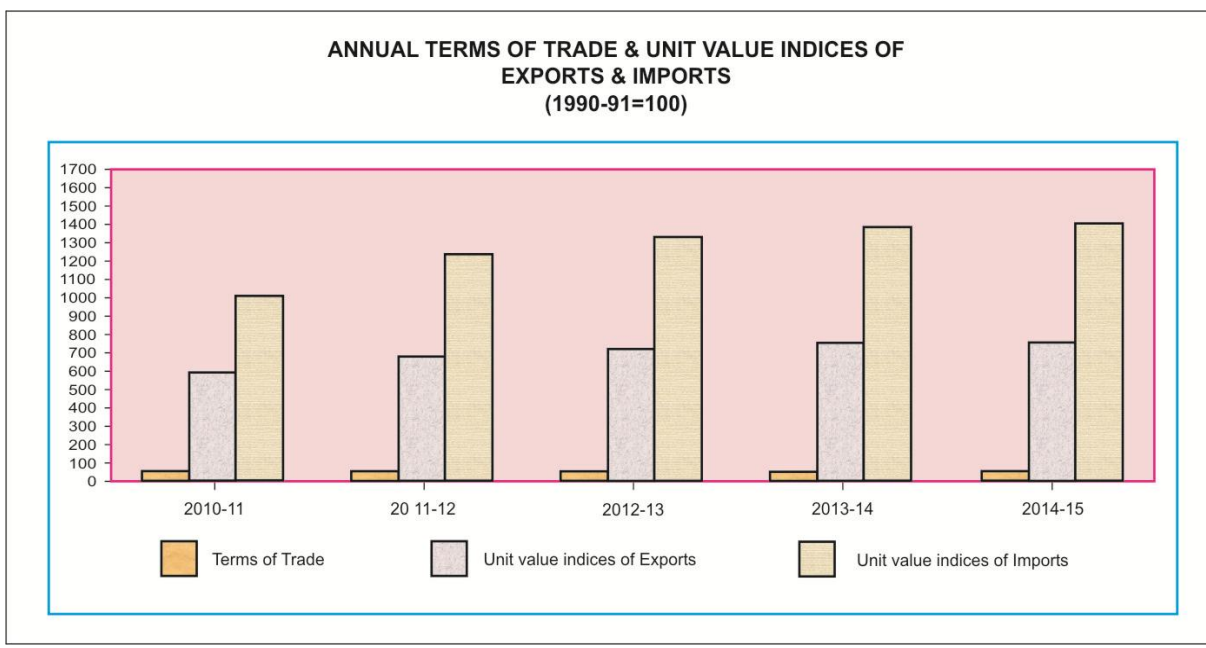
(In Thousand Rupees)

TERRITORIES/COUNTRIES	JUNE, 2015	CUMULATIVE FROM JULY,2014	JUNE, 2014	CUMULATIVE FROM JULY,2013
U.R.of Tanzania		2,598		
Zimbabwe		994		
NORTHERN AFRICA		18,602		
Algeria		2,160		
Morocco		14,551		
Tunisia		1,891		
SOUTHERN AFRICA	9,939	28,534		
South Africa	9,939	23,610		
Swaziland		4,924		
EASTERN ASIA	412,235	6,613,006	437,065	460,681
China	243,443	3,385,060	248,274	269,736
Hong Kong S.A.Re.Chi	27,289	394,983	31,925	31,925
Japan	62,610	1,693,394	86,174	86,185
Korea D.P.Republic		58,644		
Korea, Republic of	25,267	386,379	5,886	8,027
O.Asia(Tai.For.Pe.Ki	53,626	694,547	64,807	64,807
SOUTH-CENTRAL ASIA	118,464	1,303,374	134,719	135,416
Afghanistan		819		452
Bangladesh	4,152	71,652	8,222	8,222
India	103,122	1,007,370	83,808	84,053
Iran (Islamic R.)		12,849		
Sri Lanka	11,190	210,683	42,689	42,689
SOUTH-EASTERN ASIA	99,296	1,654,808	147,254	261,158
Brunei Darussalam		268		
Indonesia	49,847	1,070,527	102,845	107,529
Malaysia	20,305	263,924	17,815	17,815
Philippines		337		
Singapore	2,419	133,620	11,140	120,360
Thailand	26,296	149,951	13,929	13,929
Viet Nam	428	36,181	1,525	1,525
WESTERN ASIA	107,853	1,655,175	113,048	113,582
Bahrain	1,327	21,713	131	131
Jordan		883	614	614
Kuwait		225		
Oman	682	6,485	1,879	1,879
Saudi Arabia	14,761	284,634	27,266	27,266
Syrian Arab Republic		2,354		
Turkey	16,917	132,745	26,953	26,987
United Arab Emirates	74,166	1,206,136	56,205	56,705
AUSTRALIA AND NEW ZEALAND	46,524	599,175	19,660	19,660
Australia	46,524	598,826	19,660	19,660
US.Minor Outlying Is		350		
MICRONESIA		4,178		
Marshall Islands		4,178		

10.16 Annual and Quarterly Terms of Trade and Unit Value Indices of Exports and Imports (1990-91=100)

Year/ Quarter	Terms of Trade	Unit Value Indices of Exports	Unit Value Indices of Imports
2010-11	58.55	593.19	1013.10
2011-12	55.08	679.44	1233.49
2012-13	53.81	715.45	1329.56
2013-14	54.27	752.86	1387.15
2014-15	55.05	759.21	1404.72
2010-11 Jul-Sep	59.91	552.97	923.01
Oct-Dec	60.25	584.51	970.12
Jan-Mar	57.34	596.46	1040.23
Apr-Jun	57.08	638.81	1119.05
2011-12 Jul-Sep	56.28	653.84	1161.73
Oct-Dec	54.96	673.48	1225.37
Jan-Mar	54.95	680.39	1238.16
Apr-Jun	54.26	710.06	1308.71
2012-13 Jul-Sep	53.94	684.66	1269.28
Oct-Dec	53.43	709.08	1327.23
Jan-Mar	53.91	728.42	1351.28
Apr-Jun	53.97	739.63	1370.44
2013-14 Jul-Sep	54.54	745.76	1367.33
Oct-Dec	54.61	745.57	1365.33
Jan-Mar	54.80	771.50	1407.91
Apr-Jun	53.17	748.62	1408.02
2014-15 Jul-Sep	52.24	753.27	1441.98
Oct-Dec	54.41	762.69	1401.74
Jan-Mar	55.87	769.06	1376.64
Apr-Jun *	53.76	751.81	1398.50

* Provisional



10.17 Index Numbers of Unit Values of Exports by Groups (1990-91=100)

Year /Quarter	All groups	Food and Live animals	Beverages & Tobacco	Crude materials inedible except fuels	Mineral fuels & Lubricants	Chemicals	Manufactured goods	Machinery & Transport equipment	Misc. Manufactured articles	
2010-11	593.19	747.72	804.61	647.55	1333.56	620.91	559.56	1286.13	558.25	
2011-12	679.44	800.09	935.29	848.74	1500.63	739.66	641.15	1517.96	650.31	
2012-13	715.45	884.48	1052.54	958.74	1615.08	876.11	689.62	1603.48	657.15	
2013-14	752.86	954.07	1127.89	1009.57	1682.81	939.50	698.49	1650.17	700.75	
2014-15	759.21	1057.47	1148.80	999.87	1713.20	935.18	667.05	1789.37	725.76	
2010-11	Jul-Sep	552.97	711.81	719.61	634.81	1330.51	571.93	504.00	1168.32	533.66
	Oct-Dec	584.51	751.75	790.66	636.36	1351.72	592.57	548.28	1263.12	543.21
	Jan-Mar	596.46	755.41	850.66	639.27	1297.10	651.58	575.38	1317.01	545.45
	Apr-Jun	638.81	771.90	857.51	679.75	1354.90	667.54	610.58	1396.06	610.67
2011-12	Jul-Sep	653.84	803.38	897.76	758.78	1429.38	678.24	617.90	1431.44	635.65
	Oct-Dec	673.48	780.21	923.77	818.80	1492.20	714.47	645.22	1523.11	645.05
	Jan-Mar	680.39	787.46	953.20	904.77	1528.82	766.15	648.83	1549.50	652.21
	Apr-Jun	710.06	829.32	966.43	912.66	1552.12	799.77	652.65	1567.78	668.31
2012-13	Jul-Sep	684.66	867.43	999.22	924.18	1562.79	809.02	656.98	1584.13	636.74
	Oct-Dec	709.08	869.95	1036.60	944.56	1653.04	851.48	685.86	1590.79	658.79
	Jan-Mar	728.42	899.09	1086.12	982.32	1620.06	921.14	705.07	1618.96	666.01
	Apr-Jun	739.63	901.46	1088.20	983.88	1624.41	922.80	710.57	1620.03	667.06
2013-14	Jul-Sep	745.46	919.57	1098.87	1017.68	1634.63	934.11	713.43	1624.52	674.82
	Oct-Dec	745.57	952.49	1154.15	1023.78	1640.93	928.01	698.36	1631.05	723.57
	Jan-Mar	771.50	970.48	1164.01	1042.41	1659.59	941.60	719.23	1664.20	729.32
	Apr-Jun	748.62	973.74	1094.54	954.39	1796.09	954.26	659.51	1680.90	675.29
2014-15	Jul-Sep	753.27	1027.99	1123.85	988.05	1853.14	929.85	676.38	1722.41	692.43
	Oct-Dec	762.69	1071.97	1171.54	1000.56	1862.62	935.86	677.14	1781.57	740.31
	Jan-Mar	769.06	1075.01	1148.08	1030.34	1732.30	946.52	679.02	1787.10	728.26
	Apr-Jun*	751.81	1054.91	1151.73	980.52	1404.75	928.49	635.66	1866.41	754.05

* Provisional

10.18 Index Numbers of Unit Values of Imports by Groups (1990-91=100)

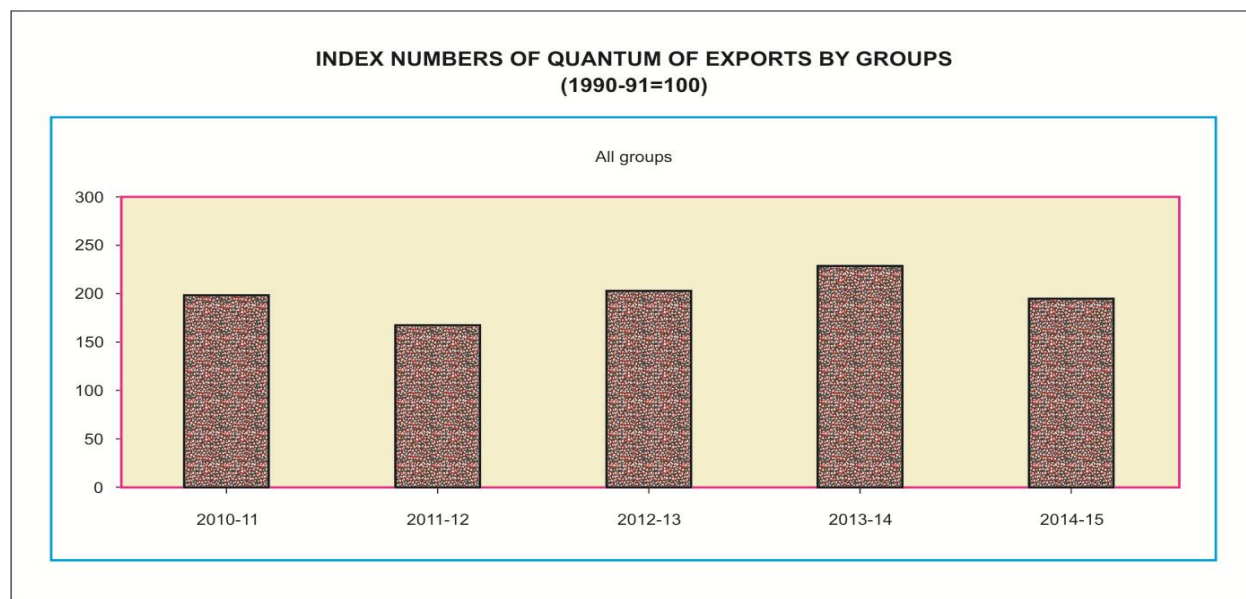
Year/Quarter	All groups	Food and Live animals	Beverages & Tobacco	Crude materials inedible except fuels	Mineral fuels & Lubricants	Animal or Veg. oils & Fats	Chemicals	Manufactured goods	Machinery & Transport equipment	Misc. manufactured articles
2010-11	1013.10	743.82	1060.35	803.59	1255.86	1005.72	796.89	747.32	1183.62	1174.99
2011-12	1233.49	791.79	1230.10	881.00	1651.93	1240.29	897.56	823.33	1407.29	1274.46
2012-13	1329.56	802.28	1339.47	995.65	1720.77	1103.29	994.50	887.02	1738.91	1342.66
2013-14	1387.15	838.74	1446.20	1046.35	1757.91	1054.13	1098.60	899.66	1866.32	1458.63
2014-15	1404.72	891.28	1620.65	1048.08	1550.37	1037.83	1256.50	1026.39	1985.27	1854.42
2010-11 Jul-Sep	923.01	695.80	897.28	759.48	1085.96	867.68	770.08	675.64	1113.89	1097.68
Oct-Dec	970.12	727.87	1026.20	771.05	1128.38	956.15	773.31	727.65	1171.21	1170.63
Jan-Mar	1040.23	792.24	1104.22	841.89	1290.04	1085.82	814.67	791.58	1173.28	1197.23
Apr-Jun	1119.05	759.37	1123.70	841.94	1519.07	1113.24	829.51	794.40	1276.10	1234.40
2011-12 Jul-Sep	1161.73	780.37	1174.28	886.35	1546.57	1209.58	836.74	807.84	1297.42	1248.30
Oct-Dec	1225.37	786.64	1201.86	889.48	1674.49	1185.85	907.70	818.38	1350.77	1264.77
Jan-Mar	1238.16	819.33	1254.74	846.69	1651.53	1277.05	922.54	830.85	1386.86	1282.00
Apr-Jun	1308.71	780.82	1289.52	901.49	1735.14	1288.69	923.26	836.23	1594.10	1302.76
2012-13 Jul-Sep	1269.28	791.42	1310.88	925.57	1623.49	1189.26	939.61	875.46	1610.53	1323.94
Oct-Dec	1327.23	794.08	1328.36	995.64	1764.03	1111.45	1009.58	881.11	1680.20	1327.27
Jan-Mar	1351.28	800.25	1350.09	1017.46	1761.13	1048.35	989.23	877.44	1804.52	1345.00
Apr-Jun	1370.44	823.38	1368.54	1043.92	1734.43	1064.11	1039.59	914.05	1860.39	1374.43
2013-14 Jul-Sep	1367.33	839.00	1390.72	1064.30	1688.69	1075.42	1064.27	859.80	1865.31	1381.34
Oct-Dec	1365.33	840.48	1425.20	1052.01	1711.56	1054.23	1083.40	873.38	1875.71	1391.17
Jan-Mar	1407.91	849.44	1463.98	1072.34	1784.71	1061.03	1104.26	930.61	1937.80	1487.18
Apr-Jun	1408.02	826.03	1504.91	996.75	1846.69	1025.83	1142.45	934.85	1786.47	1574.82
2014-15 Jul-Sep	1441.98	882.91	1551.52	1050.88	1810.84	1040.06	1218.48	993.38	1889.96	1701.41
Oct-Dec	1401.74	893.21	1590.81	1065.79	1530.17	1056.54	1254.97	1030.45	1969.44	1807.08
Jan-Mar	1376.64	895.47	1651.30	1039.03	1443.70	1006.23	1256.20	1044.23	1995.28	1892.80
Apr-Jun*	1398.50	893.54	1688.98	1036.61	1416.75	1048.50	1296.34	1037.49	2086.41	2016.39

* Provisional

10.19 Index Numbers of Quantum of Exports by Groups (1990-91=100)

Year/Quarter	All groups	Food and Live animals	Beverages & Tobacco	Crude materials inedible except fuels	Mineral fuels & Lubricants	Chemicals	Manufactured goods	Machinery & Transport equipment	Misc. manufactured articles
2010-11	198.41	286.92	314.18	199.10	333.36	1033.09	180.52	2806.15	198.34
2011-12	167.36	264.12	367.35	282.00	410.62	1301.40	157.00	2077.59	164.87
2012-13	202.86	242.21	238.64	343.79	37.89	992.45	191.87	2014.32	181.50
2013-14	229.80	280.96	175.45	447.47	409.09	1010.41	189.96	2056.66	226.38
2014-15	195.45	224.40	100.30	264.75	176.22	973.58	181.68	3964.39	201.19
2010-11 Jul-Sep	171.90	234.32	274.00	48.34	310.57	1052.36	168.17	2713.18	190.87
Oct-Dec	190.23	257.32	182.25	105.16	394.62	1244.86	181.35	2986.54	196.39
Jan-Mar	208.47	300.04	354.70	324.40	309.57	882.63	181.02	3404.45	203.65
Apr-Jun	223.05	356.00	445.76	318.50	318.66	952.51	191.55	2120.43	202.43
2011-12 Jul-Sep	123.61	226.97	338.73	258.06	397.91	1195.14	153.61	1693.48	168.03
Oct-Dec	169.87	245.98	350.96	342.16	405.61	1260.20	146.42	1741.42	145.37
Jan-Mar	181.51	273.36	342.68	403.10	392.32	1443.70	151.76	2986.15	158.70
Apr-Jun	194.44	310.16	437.04	124.69	446.65	1306.54	176.19	1889.30	187.37
2012-13 Jul-Sep	182.10	193.42	203.51	300.83	29.33	962.68	175.53	2240.25	165.88
Oct-Dec	201.62	219.24	268.01	357.97	6.46	948.78	196.72	2835.50	174.64
Jan-Mar	208.98	289.31	307.37	350.05	53.72	840.47	192.71	1390.01	179.90
Apr-Jun	218.73	266.88	175.65	366.29	62.03	1217.85	202.51	1591.51	205.57
2013-14 Jul-Sep	242.65	254.75	215.28	392.89	1298.61	1052.88	213.28	1226.96	241.61
Oct-Dec	220.69	279.96	59.50	463.12	4.22	691.05	190.14	911.18	229.81
Jan-Mar	218.37	336.65	69.11	350.89	247.03	1153.88	186.44	4061.10	208.14
Apr-Jun	237.48	252.47	357.92	582.97	86.50	1143.82	170.28	2027.38	225.97
2014-15 Jul-Sep	201.64	189.93	90.87	389.05	361.14	952.31	183.05	4343.64	202.72
Oct-Dec	205.65	266.45	51.38	333.54	123.62	1240.35	187.56	3283.23	194.18
Jan-Mar	197.74	235.44	74.56	246.63	85.83	790.96	183.40	3932.27	205.36
Apr-Jun *	176.75	205.76	184.39	89.77	134.28	910.69	172.69	4298.43	202.50

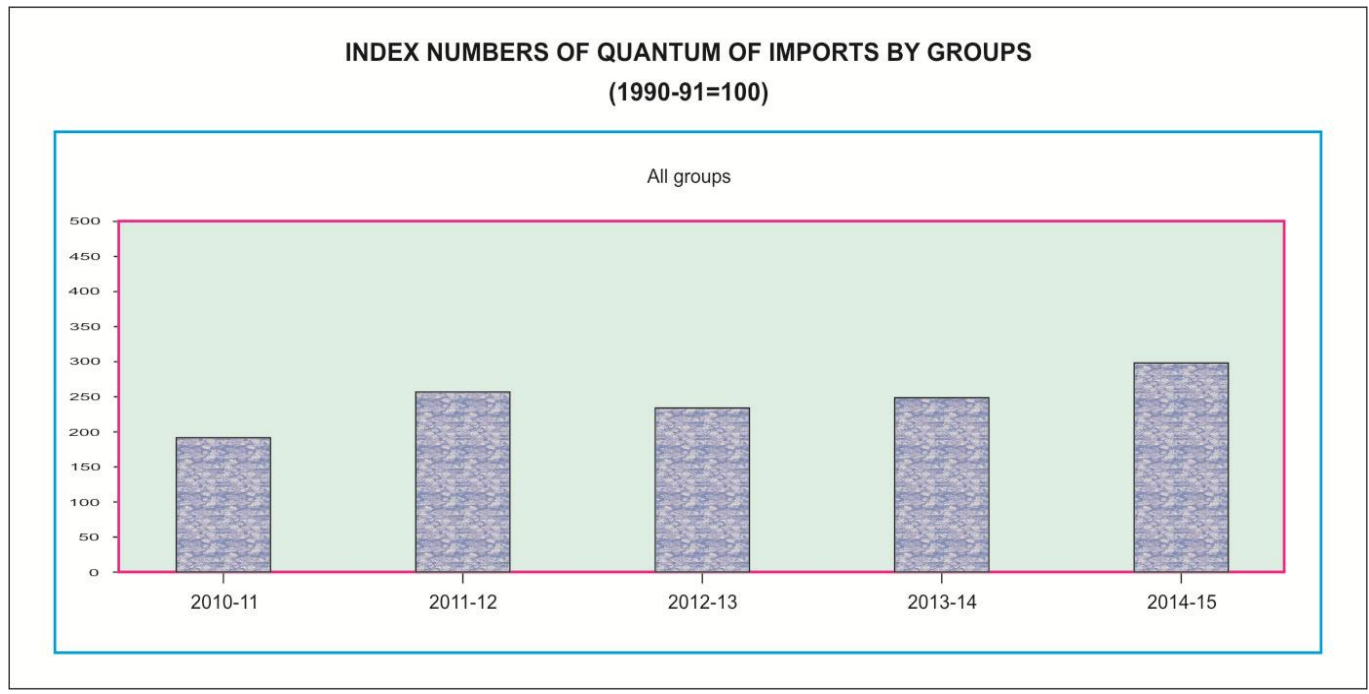
*Provisional



10.20 Index Numbers of Quantum of Imports by Groups (1990-91=100)

Year/Quarter	All groups	Food and Live animals	Beverages & Tobacco	Crude materials inedible except fuels	Mineral fuels & Lubricants	Animal or Veg. oils & Fats	Chemicals	Manufactured goods	Machinery & Transport equipment	Misc. manufactured articles
2010-11	191.60	164.44	279.53	372.91	154.15	90.93	202.59	180.73	232.67	194.23
2011-12	256.47	321.01	371.65	473.88	197.46	121.87	290.92	241.91	280.01	288.73
2012-13	234.02	186.86	275.65	413.29	190.89	141.68	240.54	249.49	266.44	261.26
2013-14	249.40	162.10	317.18	491.04	185.66	182.37	253.03	312.32	283.06	286.91
2014-15	299.74	222.61	317.90	531.02	175.67	179.33	271.01	345.01	478.50	307.93
2010-11 Jul-Sep	248.97	158.42	296.08	524.15	182.44	144.57	276.67	221.66	312.20	297.65
Oct-Dec	261.69	326.59	310.45	368.01	241.54	118.61	261.06	259.08	299.36	220.06
Jan-Mar	255.72	172.75	511.57	599.46	192.62	100.52	272.62	242.19	319.12	259.22
Apr-Jun	243.83	142.78	560.71	388.27	231.20	127.06	271.01	221.30	290.85	285.27
2011-12 Jul-Sep	240.84	277.16	347.08	300.55	194.84	114.21	304.19	247.39	261.99	225.28
Oct-Dec	265.20	330.05	344.55	647.69	194.63	119.56	315.83	235.90	261.50	260.87
Jan-Mar	246.02	383.47	403.56	497.72	188.47	102.72	277.36	223.66	241.95	398.43
Apr-Jun	273.80	293.36	391.41	449.55	211.89	151.00	266.31	260.67	354.59	270.34
2012-13 Jul-Sep	233.97	153.48	320.06	335.17	199.90	165.49	246.32	226.37	289.12	221.18
Oct-Dec	229.54	203.59	244.78	355.04	192.53	115.62	250.79	260.53	247.53	297.57
Jan-Mar	223.34	205.75	273.94	531.28	168.62	148.57	209.02	245.75	221.78	281.19
Apr-Jun	249.22	184.62	263.80	431.66	202.50	137.03	256.03	265.29	307.32	245.10
2013-14 Jul-Sep	218.67	122.34	261.56	396.94	181.66	174.34	244.11	206.78	263.81	229.50
Oct-Dec	268.58	171.23	341.53	584.51	196.34	167.22	261.77	508.73	227.47	235.11
Jan-Mar	257.81	167.02	354.12	578.98	169.03	175.06	258.74	280.99	321.79	278.09
Apr-Jun	252.54	187.81	311.51	403.73	195.60	212.84	247.49	252.77	319.16	305.94
2014-15 Jul-Sep	302.77	322.99	416.31	354.13	197.29	189.47	275.38	273.72	521.40	302.25
Oct-Dec	303.82	229.82	369.89	685.69	185.39	167.77	270.55	274.76	470.31	296.49
Jan-Mar	290.10	174.63	205.90	595.97	129.32	163.79	258.24	482.00	428.76	371.67
Apr-Jun *	302.25	162.98	279.49	488.29	190.67	196.30	279.88	349.54	493.54	261.29

*Provisional



10.21 TRADE IN SERVICES (SUMMARY)

April, 2015

Rs. In Million
Dollars in Thousands

Description	* April, 2015		** March, 2015		% Change in April, 2015 over March, 2015	
	Rs	\$	Rs	\$	Rs	\$
	Export of Services (TOTAL)	<u>39,702.16</u>	<u>390,383.01</u>	<u>40,882.64</u>	<u>401,756.43</u>	-2.89
1.Manufacturing services on physical inputs owned by others	0.00	0.00	0.00	0.00	0.00	0.00
2.Maintenance and repair services n.i.e.	10.17	100.00	22.39	220.00	-54.58	-54.55
3. Transport	11,186.04	109,990.00	11,192.56	109,990.00	-0.06	0.00
4. Travel	2,821.18	27,740.00	3,125.05	30,710.00	-9.72	-9.67
5.Construction services	330.53	3,250.00	500.66	4,920.00	-33.98	-33.94
6. Insurance and Pension services	305.09	3,000.00	582.06	5,720.00	-47.58	-47.55
7. Financial services	700.72	6,890.00	830.36	8,160.00	-15.61	-15.56
8. Charges for the use of intellectual services	27.46	270.00	66.14	650.00	-58.48	-58.46
9. Telecommunication, Computer and information services	8,917.10	87,680.00	7,848.74	77,130.00	13.61	13.68
10. Other business services	6,907.81	67,923.01	5,385.77	52,926.43	28.26	28.33
11. Personal, cultural, and recreational services	31.53	310.00	39.69	390.00	-20.56	-20.51
12. Government services, n.i.e.	8,464.53	83,230.00	11,289.22	110,940.00	-25.02	-24.98
Import of Services (TOTAL)	<u>66,682.01</u>	<u>655,671.00</u>	<u>70,628.50</u>	<u>694,071.00</u>	-5.59	-5.53
1.Manufacturing services on physical inputs owned by others	0.00	0.00	0.00	0.00	0.00	0.00
2.Maintenance and repair services n.i.e.	416.97	4,100.00	407.04	4,000.00	2.44	2.50
3. Transport	30,311.92	298,051.00	33,081.17	325,091.00	-8.37	-8.32
4. Travel	14,132.29	138,960.00	10,505.68	103,240.00	34.52	34.60
5.Construction services	1.02	10.00	4.07	40.00	-74.94	-75.00
6. Insurance and Pension services	1,703.48	16,750.00	1,944.62	19,110.00	-12.40	-12.35
7. Financial services	2,019.77	19,860.00	1,187.54	11,670.00	70.08	70.18
8. Charges for the use of intellectual services	1,412.62	13,890.00	1,013.53	9,960.00	39.38	39.46
9. Telecommunication, Computer and information services	2,729.64	26,840.00	4,074.46	40,040.00	-33.01	-32.97
10. Other business services	11,226.70	110,390.00	10,903.57	107,150.00	2.96	3.02
11. Personal, cultural, and recreational services	99.66	980.00	53.93	530.00	84.80	84.91
12. Government services, n.i.e.	2,627.94	25,840.00	7,452.89	73,240.00	-64.74	-64.72

Description	* July - April 2014-2015		July - April 2013-2014		% Change in July - April, 2014-2015 over July - April, 2013-2014	
	Rs	\$	Rs	\$	Rs	\$
	Export of Services (TOTAL)	<u>521,008.40</u>	<u>5,022,992.76</u>	<u>425,374.02</u>	<u>4,203,467.53</u>	22.48
1.Manufacturing services on physical inputs owned by others	0.00	0.00	0.00	0.00	0.00	0.00
2.Maintenance and repair services n.i.e.	711.55	6,860.00	479.67	4,740.00	48.34	44.73
3. Transport	114,199.85	1,100,990.00	111,492.17	1,101,745.00	2.43	-0.07
4. Travel	25,805.67	248,790.00	24,478.40	241,891.00	5.42	2.85
5.Construction services	3,757.95	36,230.00	2,213.05	21,869.00	69.81	65.67
6. Insurance and Pension services	5,496.48	52,991.00	7,308.77	72,224.00	-24.80	-26.63
7. Financial services	6,181.99	59,600.00	7,824.88	77,324.00	-21.00	-22.92
8. Charges for the use of intellectual services	561.15	5,410.00	792.87	7,835.00	-29.23	-30.95
9. Telecommunication, Computer and information services	71,783.71	692,060.00	68,629.08	678,180.00	4.60	2.05
10. Other business services	66,791.21	643,927.76	60,653.19	599,363.53	10.12	7.44
11. Personal, cultural, and recreational services	755.54	7,284.00	753.30	7,444.00	0.30	-2.15
12. Government services, n.i.e.	224,963.30	2,168,850.00	140,748.64	1,390,852.00	59.83	55.94
Import of Services (TOTAL)	<u>696,709.26</u>	<u>6,716,908.00</u>	<u>672,511.25</u>	<u>6,645,632.00</u>	3.60	1.07
1.Manufacturing services on physical inputs owned by others	0.00	0.00	0.00	0.00	0.00	0.00
2.Maintenance and repair services n.i.e.	6,082.42	58,640.00	9,070.50	89,633.00	-32.94	-34.58
3. Transport	326,736.32	3,150,034.00	327,043.76	3,231,786.00	-0.09	-2.53
4. Travel	114,241.36	1,101,390.00	89,721.16	886,608.00	27.33	24.23
5.Construction services	462.61	4,460.00	2,854.23	28,205.00	-83.79	-84.19
6. Insurance and Pension services	23,459.31	226,169.00	19,743.13	195,098.00	18.82	15.93
7. Financial services	18,963.99	182,830.00	17,928.49	177,166.00	5.78	3.20
8. Charges for the use of intellectual services	12,757.10	122,990.00	10,245.99	101,249.00	24.51	21.47
9. Telecommunication, Computer and information services	35,857.62	345,700.00	29,202.43	288,573.00	22.79	19.80
10. Other business services	114,536.96	1,104,240.00	126,809.09	1,253,104.00	-9.68	-11.88
11. Personal, cultural, and recreational services	784.68	7,565.00	505.38	4,994.00	55.27	51.48
12. Government services, n.i.e.	42,826.89	412,890.00	39,387.09	389,216.00	8.73	6.08

* Provisional figures based on figures provided by the State Bank of Pakistan.

** Revised by SBP

Note:- SBP has switched over from BPM- to BPM 6th addition from July, 2014.

Note:- Dollar value is converted into Rupees on monthly average exchange rate provided by SBP.

April, 2015 (1\$=Rs. 101.700434), March, 2015 (1\$=Rs. 101.759752) and April, 2014 (1\$=Rs. 97.492760) respectively.

10.22 Exports of Services by Sectors (Detailed) (Monthly)

Description	Rs. in Millions Dollars in Thousands									
	* April, 2015		** March, 2015		April, 2014		% Change in April, 2015 over			
							March, 2015		April, 2014	
	Rs	\$	Rs	\$	Rs	\$	Rs	\$	Rs	\$
Services	39,702.16	390,383.01	40,882.64	401,756.43	37,064.89	380,181.15	-2.89	-2.83	7.12	2.68
1.Manufacturing services on physical inputs owned by others	0.00	0.00	0.00	0.00	0.00	0.00	0.00	0.00	0.00	0.00
1.1 Goods for processing in reporting economy	0.00	0.00	0.00	0.00	0.00	0.00	0.00	0.00	0.00	0.00
1.2 Goods for processing abroad	0.00	0.00	0.00	0.00	0.00	0.00	0.00	0.00	0.00	0.00
2.Maintenance and repair services n.i.e.	10.17	100.00	22.39	220.00	83.94	861.00	-54.58	-54.55	-87.88	-88.39
3. Transport	11,186.04	109,990.00	11,192.56	109,990.00	12,369.88	126,880.00	-0.06	0.00	-9.57	-13.31
3.1 Sea transport	1,986.21	19,530.00	2,032.14	19,970.00	2,611.25	26,784.00	-2.26	-2.20	-23.94	-27.08
3.1.1 Passenger	0.00	0.00	0.00	0.00	0.00	0.00	0.00	0.00	0.00	0.00
3.1.2 Freight	139.33	1,370.00	139.41	1,370.00	305.25	3,131.00	-0.06	0.00	-54.36	-56.24
3.1.3 Other	1,846.88	18,160.00	1,892.73	18,600.00	2,306.00	23,653.00	-2.42	-2.37	-19.91	-23.22
3.2 Air transport	8,921.17	87,720.00	8,891.77	87,380.00	9,746.15	99,968.00	0.33	0.39	-8.46	-12.25
3.1.1 Passenger	5,479.62	53,880.00	5,466.53	53,720.00	6,291.89	64,537.00	0.24	0.30	-12.91	-16.51
3.1.2 Freight	276.63	2,720.00	276.79	2,720.00	811.82	8,327.00	-0.06	0.00	-65.92	-67.34
3.1.3 Other	3,164.92	31,120.00	3,148.45	30,940.00	2,642.44	27,104.00	0.52	0.58	19.77	14.82
3.3 Road transport	27.46	270.00	18.32	180.00	6.63	68.00	49.89	50.00	314.18	297.06
3.3.1 Passenger	0.00	0.00	0.00	0.00	0.00	0.00	0.00	0.00	0.00	0.00
3.3.2 Freight	27.46	270.00	18.32	180.00	6.63	68.00	49.89	50.00	314.18	297.06
3.3.3 Other	0.00	0.00	0.00	0.00	0.00	0.00	0.00	0.00	0.00	0.00
3.4 Rail transport	0.00	0.00	0.00	0.00	5.56	57.00	0.00	0.00	-100.00	-100.00
3.4.1 Passenger	0.00	0.00	0.00	0.00	0.00	0.00	0.00	0.00	0.00	0.00
3.4.2 Freight	0.00	0.00	0.00	0.00	0.00	0.00	0.00	0.00	0.00	0.00
3.4.3 Other	0.00	0.00	0.00	0.00	5.56	57.00	0.00	0.00	-100.00	-100.00
3.5 Postal and courier services	251.20	2,470.00	250.33	2,460.00	0.29	3.00	0.35	0.41	86520.69	82233.33
3.6 Electricity transmission	0.00	0.00	0.00	0.00	0.00	0.00	0.00	0.00	0.00	0.00
3.7 Other supporting and auxiliary transport service	0.00	0.00	0.00	0.00	0.00	0.00	0.00	0.00	0.00	0.00
4. Travel	2,821.18	27,740.00	3,125.05	30,710.00	2,728.05	27,982.00	-9.72	-9.67	3.41	-0.86
4.1 Business	109.84	1,080.00	27.48	270.00	155.31	1,593.00	299.71	300.00	100.00	100.00
4.1.1 Acquisition of goods and services by border, seasonal, and other short-term workers	0.00	0.00	0.00	0.00	0.00	0.00	0.00	0.00	0.00	0.00
4.1.2 Other	109.84	1,080.00	27.48	270.00	155.31	1,593.00	299.71	300.00	-29.28	-32.20
4.2 Personal	2,711.34	26,660.00	3,097.57	30,440.00	2,572.74	26,389.00	-12.47	-12.42	5.39	1.03
4.2.1 Health-related expenditure	18.31	180.00	15.26	150.00	5.36	55.00	19.99	20.00	241.60	227.27
4.2.2 Education-related expenditure	55.94	550.00	35.62	350.00	22.23	228.00	57.05	57.14	151.64	141.23
4.2.3 Other	2,637.09	25,930.00	3,046.69	29,940.00	2,545.15	26,106.00	-13.44	-13.39	3.61	-0.67
4.2.3.1 Religious travel	0.00	0.00	0.00	0.00	0.00	0.00	0.00	0.00	0.00	0.00
4.2.3.2 Other	2,637.09	25,930.00	3,046.69	29,940.00	2,545.15	26,106.00	-13.44	-13.39	3.61	-0.67
5.Construction services	330.53	3,250.00	500.66	4,920.00	296.38	3,040.00	-33.98	-33.94	11.52	6.91
5.1 Construction abroad	330.53	3,250.00	500.66	4,920.00	296.38	3,040.00	-33.98	-33.94	11.52	6.91
5.2 Construction in the compiling economy	0.00	0.00	0.00	0.00	0.00	0.00	0.00	0.00	0.00	0.00
6. Insurance and Pension services	305.09	3,000.00	582.06	5,720.00	693.65	7,115.00	-47.58	-47.55	-56.02	-57.84
6.1 Direct Insurance	165.67	1,629.05	189.06	1,857.91	318.96	3,271.70	-12.37	-12.32	-48.06	-50.21
6.1.1 Life insurance	2.95	29.05	5.89	57.91	26.39	270.70	-49.92	-49.83	-88.82	-89.27
6.1.2 Freight insurance	3.05	30.00	2.04	20.00	1.85	19.00	49.51	50.00	64.86	57.89
6.1.3 Other direct insurance	159.67	1,570.00	181.13	1,780.00	290.72	2,982.00	-11.85	-11.80	-45.08	-47.35
6.2 Reinsurance	124.37	1,222.93	390.31	3,835.64	374.69	3,843.31	-68.14	-68.12	-66.81	-68.18
6.3 Auxiliary insurance services	15.05	148.02	2.69	26.45	0.00	0.00	459.48	459.57	100.00	100.00
6.4 Pension and standardized guarantee services	0.00	0.00	0.00	0.00	0.00	0.00	0.00	0.00	0.00	0.00

Contd.

10.22 Exports of Services by Sectors (Detailed) (Monthly)

Description	Rs. in Millions									
	Dollars in Thousands									
	* April, 2015		** March, 2015		April, 2014		% Change in April, 2015			
							over			
	Rs	\$	Rs	\$	Rs	\$	Rs	\$	Rs	\$
7. Financial services	700.72	6,890.00	830.36	8,160.00	671.92	6,892.00	-15.61	-15.56	4.29	-0.03
7.1 Explicitly charged and other financial services	700.72	6,890.00	830.36	8,160.00	671.92	6,892.00	-15.61	-15.56	4.29	-0.03
7.2 Financial intermediation service charges indirectly measured (FISIM)	0.00	0.00	0.00	0.00	0.00	0.00	0.00	0.00	0.00	0.00
8. Charges for the use of intellectual services	27.46	270.00	66.14	650.00	194.40	1,994.00	-58.48	-58.46	-85.87	-86.46
9. Telecommunication, Computer and information services	8,917.10	87,680.00	7,848.74	77,130.00	6,662.85	68,342.00	13.61	13.68	33.83	28.30
9.1 Telecommunications services	3,694.78	36,330.00	3,176.94	31,220.00	3,604.31	36,970.00	16.30	16.37	2.51	-1.73
9.1.1 Call centres	722.81	7,107.25	528.08	5,189.48	379.05	3,887.94	36.88	36.95	90.69	82.80
9.1.2 Telecommunication services	2,971.97	29,222.75	2,648.86	26,030.52	3,225.26	33,082.06	12.20	12.26	-7.85	-11.67
9.2 Computer services	5,097.23	50,120.00	4,664.67	45,840.00	3,042.85	31,211.00	9.27	9.34	67.51	60.58
9.2.1 Hardware consultancy services	11.04	108.58	8.73	85.78	3.10	31.76	26.46	26.58	256.13	241.82
9.2.2 Software consultancy services	719.49	7,074.62	688.60	6,766.92	463.55	4,754.72	4.49	4.55	55.21	48.79
9.2.3 Maintenance & repairs of computer	1.10	10.78	24.32	238.99	4.51	46.25	-95.48	-95.49	-75.61	-76.68
9.2.4 Export / Import of Computer Software	3,836.95	37,727.95	3,338.14	32,804.12	2,095.31	21,491.93	14.94	15.01	83.12	75.54
9.2.5 Other Computer services	528.65	5,198.07	604.88	5,944.19	476.38	4,886.34	-12.60	-12.55	10.97	6.38
9.3 Information services	125.09	1,230.00	7.13	70.00	15.69	161.00	1654.42	1657.14	697.26	663.98
9.3.1 News agency services	8.98	88.29	4.25	41.73	13.17	135.13	111.29	111.60	-31.81	-34.66
9.3.2 Other information services	116.11	1,141.71	2.88	28.27	2.52	25.87	3931.60	3938.15	4507.54	4312.91
10. Other business services	6,907.81	67,923.01	5,385.77	52,926.43	6,232.62	63,929.15	28.26	28.33	10.83	6.25
10.1 Research and development services	126.11	1,240.00	74.28	730.00	64.44	661.00	69.78	69.86	95.70	87.59
10.2 Professional and management consulting services	1,509.24	14,840.00	1,635.28	16,070.00	1,488.22	15,265.00	-7.71	-7.65	1.41	-2.78
10.2.1 Legal, accounting, management consulting, and public relations	1,246.85	12,260.00	1,410.39	13,860.00	1,259.11	12,915.00	-11.60	-11.54	-0.97	-5.07
10.2.1.1 Legal services	88.48	870.00	63.09	620.00	67.46	692.00	40.24	40.32	31.16	25.72
10.2.1.2 Accounting, auditing, bookkeeping, and tax consulting services	85.43	840.00	67.16	660.00	94.37	968.00	27.20	27.27	-9.47	-13.22
10.2.1.3 Business and management consulting and public relations services	1,072.94	10,550.00	1,280.14	12,580.00	1,097.28	11,255.00	-16.19	-16.14	-2.22	-6.26
10.2.2 Advertising, market research, and public opinion polling	262.39	2,580.00	224.89	2,210.00	229.11	2,350.00	16.67	16.74	14.53	9.79
10.3 Technical, trade-related and other business services	5,272.46	51,843.01	3,676.21	36,126.43	4,679.96	48,003.15	43.42	43.50	12.66	8.00
10.3.1 Architectural, engineering, scientific and other technical services	173.91	1,710.00	307.31	3,020.00	396.11	4,063.00	-43.41	-43.38	-56.10	-57.91
10.3.2 Waste treatment and de-pollution, agricultural and mining services	2.03	20.00	0.00	0.00	15.50	159.00	100.00	100.00	-86.90	-87.42
10.3.3 Operating leasing services	3.05	30.00	21.37	210.00	1.46	15.00	-85.73	-85.71	108.90	100.00
10.3.4 Trade-related services	108.14	1,063.30	8.70	85.48	75.70	776.45	1142.99	1143.96	42.85	36.94
10.3.5 Other business services n.i.e.	4,985.33	49,019.71	3,338.83	32,810.96	4,191.19	42,989.71	49.31	49.40	18.95	14.03
11. Personal, cultural, and recreational services	31.53	310.00	39.69	390.00	2.92	30.00	-20.56	-20.51	979.79	933.33
11.1 Audiovisual and related services	20.34	200.00	25.44	250.00	0.00	0.00	-20.05	-20.00	100.00	100.00
11.1.1 Audiovisual services	30.10	295.93	25.45	250.14	0.00	0.00	18.27	18.31	100.00	100.00
11.1.2 Artistic related services	-9.76	-95.93	-0.01	-0.14	0.00	0.00	97500.00	67935.46	100.00	100.00
11.2 Other personal, cultural, and recreational services	11.19	110.00	14.25	140.00	2.92	30.00	-21.47	-21.43	283.22	266.67
12. Government services, n.i.e.	8,464.53	83,230.00	11,289.22	110,940.00	7,128.28	73,116.00	-25.02	-24.98	18.75	13.83
12.1 Embassies and consulates	4,929.42	48,470.00	2,471.74	24,290.00	3,103.10	31,829.00	99.43	99.55	58.85	52.28
12.2 Military units and agencies	261.37	2,570.00	6,704.95	65,890.00	846.72	8,685.00	-96.10	-96.10	-69.13	-70.41
12.3 Other	3,273.74	32,190.00	2,112.53	20,760.00	3,178.46	32,602.00	54.97	55.06	3.00	-1.26

* Provisional ** Revised

Note: 1. The data are presented as per 6(EBOPS0.002010) classification aligned with MSITS0.00 2010 classification

10.23 Exports of Services by Sectors (Detail) (Cumulative)

Description	Rs. in Millions Dollars in Thousands					
	* July - April 2014-2015		July - April, 2014 2013-2014		% Change in July - April, 2014-2015 over July - April, 2013-2014	
	Rs	\$	Rs	\$	Rs	\$
Services	<u>521,008.40</u>	<u>5,022,992.76</u>	<u>425,374.02</u>	<u>4,203,467.53</u>	22.48	19.50
1.Manufacturing services on physical inputs owned by others	0.00	0.00	0.00	0.00	0.00	0.00
1.1 Goods for processing in reporting economy	0.00	0.00	0.00	0.00	0.00	0.00
1.2 Goods for processing abroad	0.00	0.00	0.00	0.00	0.00	0.00
2.Maintenance and repair services n.i.e.	711.55	6,860.00	479.67	4,740.00	48.34	44.73
3. Transport	114,199.85	1,100,990.00	111,492.17	1,101,745.00	2.43	-0.07
3.1 Sea transport	22,988.50	221,630.00	20,600.57	203,571.00	11.59	8.87
3.1.1 Passenger	0.00	0.00	0.00	0.00	0.00	0.00
3.1.2 Freight	1,800.66	17,360.00	2,043.15	20,190.00	-11.87	-14.02
3.1.3 Other	21,187.84	204,270.00	18,557.42	183,381.00	14.17	11.39
3.2 Air transport	90,328.65	870,850.00	90,679.49	896,078.00	-0.39	-2.82
3.1.1 Passenger	59,814.92	576,670.00	56,262.74	555,978.00	6.31	3.72
3.1.2 Freight	6,357.29	61,290.00	6,884.26	68,029.00	-7.65	-9.91
3.1.3 Other	24,156.44	232,890.00	27,532.49	272,071.00	-12.26	-14.40
3.3 Road transport	351.63	3,390.00	152.91	1,511.00	129.96	124.35
3.3.1 Passenger	0.00	0.00	0.00	0.00	0.00	0.00
3.3.2 Freight	351.63	3,390.00	151.59	1,498.00	131.96	126.30
3.3.3 Other	0.00	0.00	1.32	13.00	-100.00	-100.00
3.4 Rail transport	0.00	0.00	19.63	194.00	-100.00	-100.00
3.4.1 Passenger	0.00	0.00	0.00	0.00	0.00	0.00
3.4.2 Freight	0.00	0.00	0.00	0.00	0.00	0.00
3.4.3 Other	0.00	0.00	19.63	194.00	-100.00	-100.00
3.5 Postal and courier services	531.07	5,120.00	39.57	391.00	1242.10	1209.46
3.6 Electricity transmission	0.00	0.00	0.00	0.00	0.00	0.00
3.7 Other supporting and auxiliary transport service	0.00	0.00	0.00	0.00	0.00	0.00
4. Travel	25,805.67	248,790.00	24,478.40	241,891.00	5.42	2.85
4.1 Business	544.55	5,250.00	560.93	5,543.00	-2.92	-5.29
4.1.1 Acquisition of goods and services by border, seasonal, and other short-term workers	0.00	0.00	0.00	0.00	0.00	0.00
4.1.2 Other	544.55	5,250.00	560.93	5,543.00	-2.92	-5.29
4.2 Personal	25,261.12	243,540.00	23,917.47	236,348.00	5.62	3.04
4.2.1 Health-related expenditure	185.67	1,790.00	77.72	768.00	138.90	133.07
4.2.2 Education-related expenditure	460.54	4,440.00	290.23	2,868.00	58.68	54.81
4.2.3 Other	24,614.91	237,310.00	23,549.52	232,712.00	4.52	1.98
4.2.3.1 Religious travel	34.41	331.73	0.18	1.75	19016.67	18812.83
4.2.3.2 Other	24,580.50	236,978.27	23,549.34	232,710.25	4.38	1.83
5.Construction services	3,757.95	36,230.00	2,213.05	21,869.00	69.81	65.67
5.1 Construction abroad	3,757.95	36,230.00	2,213.05	21,869.00	69.81	65.67
5.2 Construction in the compiling economy	0.00	0.00	0.00	0.00	0.00	0.00
6. Insurance and Pension services	5,496.48	52,991.00	7,308.77	72,224.00	-24.80	-26.63
6.1 Direct Insurance	2,638.20	25,434.64	4,161.70	41,125.19	-36.61	-38.15
6.1.1 Life insurance	43.01	414.64	36.65	362.19	17.35	14.48
6.1.2 Freight insurance	43.56	420.00	36.23	358.00	20.23	17.32
6.1.3 Other direct insurance	2,551.63	24,600.00	4,088.82	40,405.00	-37.59	-39.12
6.2 Reinsurance	2,821.39	27,200.74	3,139.20	31,021.01	-10.12	-12.32
6.3 Auxiliary insurance services	36.89	355.62	7.87	77.80	368.74	357.08
6.4 Pension and standardized guarantee services	0.00	0.00	0.00	0.00	0.00	0.00

Contd.

10.23 Exports of Services by Sectors (Detail) (Cumulative)

Description	Rs. in Millions Dollars in Thousands					
	* July - April 2014-2015		July - April, 2014 2013-2014		% Change in July - April, 2014-2015 over July - April, 2013-2014	
	Rs	\$	Rs	\$	Rs	\$
7. Financial services	6,181.99	59,600.00	7,824.88	77,324.00	-21.00	-22.92
7.1 Explicitly charged and other financial services	6,181.99	59,600.00	6,286.40	62,121.00	-1.66	-4.06
7.2 Financial intermediation service charges indirectly measured (FISIM)	0.00	0.00	1,538.48	15,203.00	-100.00	-100.00
8. Charges for the use of intellectual services	561.15	5,410.00	792.87	7,835.00	-29.23	-30.95
9. Telecommunication, Computer and information services	71,783.71	692,060.00	68,629.08	678,180.00	4.60	2.05
9.1 Telecommunications services	32,151.54	309,970.00	41,305.97	408,178.00	-22.16	-24.06
9.1.1 Call centres	5,145.45	49,606.82	3,196.29	31,585.16	60.98	57.06
9.1.2 Telecommunication services	27,006.09	260,363.18	38,109.68	376,592.84	-29.14	-30.86
9.2 Computer services	39,422.65	380,070.00	27,241.95	269,200.00	44.71	41.18
9.2.1 Hardware consultancy services	69.64	671.39	121.48	1,200.49	-42.67	-44.07
9.2.2 Software consultancy services	6,926.65	66,779.15	5,219.13	51,574.52	32.72	29.48
9.2.3 Maintenance & repairs of computer	85.86	827.79	30.23	298.77	184.02	177.07
9.2.4 Export / Import of Computer Software	27,869.38	268,686.04	18,726.78	185,054.54	48.82	45.19
9.2.5 Other Computer services	4,471.12	43,105.62	3,144.33	31,071.69	42.20	38.73
9.3 Information services	209.52	2,020.00	81.16	802.00	158.16	151.87
9.3.1 News agency services	53.62	516.95	44.15	436.31	21.45	18.48
9.3.2 Other information services	155.90	1,503.06	37.01	365.69	321.24	311.02
10. Other business services	66,791.21	643,927.76	60,653.19	599,363.53	10.12	7.44
10.1 Research and development services	769.64	7,420.00	641.08	6,335.00	20.05	17.13
10.2 Professional and management consulting services	17,557.48	169,270.00	14,648.84	144,757.00	19.86	16.93
10.2.1 Legal, accounting, management consulting, and public relations	15,228.86	146,820.00	11,946.70	118,055.00	27.47	24.37
10.2.1.1 Legal services	937.67	9,040.00	878.79	8,684.00	6.70	4.10
10.2.1.2 Accounting, auditing, bookkeeping, and tax consulting services	639.98	6,170.00	655.55	6,478.00	-2.38	-4.75
10.2.1.3 Business and management consulting and public relations services	13,651.21	131,610.00	10,412.36	102,893.00	31.11	27.91
10.2.2 Advertising, market research, and public opinion polling	2,328.62	22,450.00	2,702.14	26,702.00	-13.82	-15.92
10.3 Technical, trade-related and other business services	48,464.09	467,237.76	45,363.27	448,271.53	6.84	4.23
10.3.1 Architectural, engineering, scientific and other technical services	3,141.82	30,290.00	3,300.20	32,612.00	-4.80	-7.12
10.3.2 Waste treatment and de-pollution, agricultural and mining services	63.27	610.00	25.60	253.00	147.15	141.11
10.3.3 Operating leasing services	47.71	460.00	17.20	170.00	177.38	170.59
10.3.4 Trade-related services	487.48	4,699.77	430.22	4,251.33	13.31	10.55
10.3.5 Other business services n.i.e.	44,723.81	431,178.00	41,590.05	410,985.20	7.53	4.91
11. Personal, cultural, and recreational services	755.54	7,284.00	753.30	7,444.00	0.30	-2.15
11.1 Audiovisual and related services	648.70	6,254.00	413.89	4,090.00	56.73	52.91
11.1.1 Audiovisual services	575.63	5,549.55	383.17	3,786.45	50.23	46.56
11.1.2 Artistic related services	73.07	704.45	30.72	303.55	137.86	132.07
11.2 Other personal, cultural, and recreational services	106.84	1,030.00	339.41	3,354.00	-68.52	-69.29
12. Government services, n.i.e.	224,963.30	2,168,850.00	140,748.64	1,390,852.00	59.83	55.94
12.1 Embassies and consulates	27,616.70	266,250.00	33,916.14	335,153.00	-18.57	-20.56
12.2 Military units and agencies	57,912.61	558,330.00	17,153.12	169,504.00	237.62	229.39
12.3 Other	139,433.99	1,344,270.00	89,679.38	886,195.00	55.48	51.69

* Provisional ** Revised

Note: 1. The data are presented as per 6(EBOPS0.002010) classification aligned with MSITS0.00 2010 classification

10.24 Imports of Services by Sectors (Detailed) (Monthly)

Description	Rs. in Millions Dollars in Thousands									
	* April, 2015		** March, 2015		April, 2014		% Change in April, 2015 over			
							March, 2015		April, 2014	
	Rs	\$	Rs	\$	Rs	\$	Rs	\$	Rs	\$
Services	<u>66,682.01</u>	<u>655,671.00</u>	<u>70,628.50</u>	<u>694,071.00</u>	<u>67,634.53</u>	<u>693,739.00</u>	-5.59	-5.53	-1.41	-5.49
1.Manufacturing services on physical inputs owned by others	0.00	0.00	0.00	0.00	0.00	0.00	0.00	0.00	0.00	0.00
1.1 Goods for processing in reporting economy	0.00	0.00	0.00	0.00	0.00	0.00	0.00	0.00	0.00	0.00
1.2 Goods for processing abroad	0.00	0.00	0.00	0.00	0.00	0.00	0.00	0.00	0.00	0.00
2.Maintenance and repair services n.i.e.	416.97	4,100.00	407.04	4,000.00	398.55	4,088.00	2.44	2.50	4.62	0.29
3. Transport	30,311.92	298,051.00	33,081.17	325,091.00	32,229.93	330,588.00	-8.37	-8.32	-5.95	-9.84
3.1 Sea transport	18,554.23	182,440.00	21,181.29	208,150.00	19,895.34	204,070.00	-12.40	-12.35	-6.74	-10.60
3.1.1 Passenger	0.00	0.00	0.00	0.00	0.00	0.00	0.00	0.00	0.00	0.00
3.1.2 Freight	17,589.09	172,950.00	20,089.41	197,420.00	18,715.39	191,967.00	-12.45	-12.39	-6.02	-9.91
3.1.3 Other	965.14	9,490.00	1,091.88	10,730.00	1,179.95	12,103.00	-11.61	-11.56	-18.21	-21.59
3.2 Air transport	11,351.80	111,620.00	11,572.12	113,720.00	12,048.84	123,587.00	-1.90	-1.85	-5.79	-9.68
3.1.1 Passenger	7,739.40	76,100.00	7,743.92	76,100.00	7,536.97	77,308.00	-0.06	0.00	2.69	-1.56
3.1.2 Freight	2,275.04	22,370.00	2,631.51	25,860.00	1,875.86	19,241.00	-13.55	-13.50	21.28	16.26
3.1.3 Other	1,337.36	13,150.00	1,196.69	11,760.00	2,636.01	27,038.00	11.75	11.82	-49.27	-51.36
3.3 Road transport	180.11	1,771.00	180.62	1,775.00	171.88	1,763.00	-0.28	-0.23	4.79	0.45
3.3.1 Passenger	0.00	0.00	0.00	0.00	0.00	0.00	0.00	0.00	0.00	0.00
3.3.2 Freight	183.16	1,801.00	180.62	1,775.00	171.88	1,763.00	1.41	1.46	6.56	2.16
3.3.3 Other	-3.05	-30.00	0.00	0.00	0.00	0.00	100.00	100.00	100.00	100.00
3.4 Rail transport	98.65	970.00	97.28	956.00	92.52	949.00	1.41	1.46	6.63	2.21
3.4.1 Passenger	98.65	970.00	97.28	956.00	92.52	949.00	1.41	1.46	6.63	2.21
3.4.2 Freight	0.00	0.00	0.00	0.00	0.00	0.00	0.00	0.00	0.00	0.00
3.4.3 Other	0.00	0.00	0.00	0.00	0.00	0.00	0.00	0.00	0.00	0.00
3.5 Postal and courier services	127.13	1,250.00	49.86	490.00	21.35	219.00	154.97	155.10	495.46	470.78
3.6 Electricity transmission	0.00	0.00	0.00	0.00	0.00	0.00	0.00	0.00	0.00	0.00
3.7 Other supporting and auxiliary transport service	0.00	0.00	0.00	0.00	0.00	0.00	0.00	0.00	0.00	0.00
4. Travel	14,132.29	138,960.00	10,505.68	103,240.00	10,534.19	108,051.00	34.52	34.60	34.16	28.61
4.1 Business	274.59	2,700.00	236.08	2,320.00	246.27	2,526.00	16.31	16.38	11.50	6.89
4.1.1 Acquisition of goods and services by border, seasonal, and other short-term workers	0.00	0.00	0.00	0.00	0.00	0.00	0.00	0.00	0.00	0.00
4.1.2 Other	274.59	2,700.00	236.08	2,320.00	246.27	2,526.00	16.31	16.38	11.50	6.89
4.2 Personal	13,857.70	136,260.00	10,269.60	100,920.00	10,287.92	105,525.00	34.94	35.02	34.70	29.13
4.2.1 Health-related expenditure	93.56	920.00	26.46	260.00	19.11	196.00	253.59	253.85	389.59	369.39
4.2.2 Education-related expenditure	1,649.58	16,220.00	1,363.58	13,400.00	1,725.82	17,702.00	20.97	21.04	-4.42	-8.37
4.2.3 Other	12,114.56	119,120.00	8,879.56	87,260.00	8,542.99	87,627.00	36.43	36.51	41.81	35.94
4.2.3.1 Religious travel	2,440.81	24,000.00	0.00	0.00	2.53	26.00	100.00	100.00	96374.70	92207.69
4.2.3.2 Other	9,673.75	95,120.00	8,879.56	87,260.00	8,540.46	87,601.00	8.94	9.01	13.27	8.58
5.Construction services	1.02	10.00	4.07	40.00	691.81	7,096.00	-74.94	-75.00	-99.85	-99.86
5.1 Construction abroad	0.00	0.00	0.00	0.00	0.00	0.00	0.00	0.00	0.00	0.00
5.2 Construction in the compiling economy	1.02	10.00	4.07	40.00	691.81	7,096.00	-74.94	-75.00	-99.85	-99.86
6. Insurance and Pension services	1,703.48	16,750.00	1,944.62	19,110.00	1,762.08	18,074.00	-12.40	-12.35	-3.33	-7.33
6.1 Direct Insurance	480.57	4,725.35	749.64	7,366.83	609.52	6,251.95	-35.89	-35.86	-21.16	-24.42
6.1.1 Life insurance	-2.51	-24.65	-2.36	-23.17	2.24	22.95	6.36	6.38	-212.05	-207.40
6.1.2 Freight insurance	407.82	4,010.00	639.05	6,280.00	477.42	4,897.00	-36.18	-36.15	-14.58	-18.11
6.1.3 Other direct insurance	75.26	740.00	112.95	1,110.00	129.86	1,332.00	-33.37	-33.33	-42.05	-44.44
6.2 Reinsurance	1,221.45	12,010.32	1,194.11	11,734.62	1,152.54	11,821.85	2.29	2.35	5.98	1.59
6.3 Auxiliary insurance services	1.46	14.33	0.87	8.56	0.02	0.20	67.82	67.50	7200.00	6994.55
6.4 Pension and standardized guarantee services	0.00	0.00	0.00	0.00	0.00	0.00	0.00	0.00	0.00	0.00

Contd.

10.24 Imports of Services by Sectors (Detailed) (Monthly)

Rs. in Millions
Dollars in Thousands

Description	* April, 2015		** March, 2015		April, 2014		% Change in April, 2015 over			
	Rs	\$	Rs	\$	Rs	\$	March, 2015		April, 2014	
							Rs	\$	Rs	\$
7. Financial services	2,019.77	19,860.00	1,187.54	11,670.00	2,245.65	23,034.00	70.08	70.18	-10.06	-13.78
7.1 Explicitly charged and other financial services	2,019.77	19,860.00	1,187.54	11,670.00	2,245.65	23,034.00	70.08	70.18	-10.06	-13.78
7.2 Financial intermediation service charges indirectly measured (FISIM)	0.00	0.00	0.00	0.00	0.00	0.00	0.00	0.00	0.00	0.00
8. Charges for the use of intellectual services	1,412.62	13,890.00	1,013.53	9,960.00	1,568.76	16,091.00	39.38	39.46	-9.95	-13.68
9. Telecommunication, Computer and information services	2,729.64	26,840.00	4,074.46	40,040.00	3,309.30	33,944.00	-33.01	-32.97	-17.52	-20.93
9.1 Telecommunications services	1,064.80	10,470.00	2,240.75	22,020.00	1,109.57	11,381.00	-52.48	-52.45	-4.03	-8.00
9.1.1 Call centres	0.00	0.00	0.00	0.00	0.00	0.00	0.00	0.00	0.00	0.00
9.1.2 Telecommunication services	1,064.80	10,470.00	2,240.75	22,020.00	1,109.57	11,381.00	-52.48	-52.45	-4.03	-8.00
9.2 Computer services	1,527.55	15,020.00	1,667.84	16,390.00	2,071.82	21,251.00	-8.41	-8.36	-26.27	-29.32
9.2.1 Hardware consultancy services	6.56	64.46	0.00	0.00	0.87	8.90	100.00	100.00	654.02	624.41
9.2.2 Software consultancy services	1,046.34	10,288.48	1,290.24	12,679.25	1,763.04	18,083.80	-18.90	-18.86	-40.65	-43.11
9.2.3 Maintenance & repairs of computer	88.67	871.83	45.50	447.17	64.06	657.05	94.88	94.97	38.42	32.69
9.2.4 Export / Import of Computer Software	255.07	2,508.03	151.02	1,484.13	94.64	970.74	68.90	68.99	169.52	158.36
9.2.5 Other Computer services	130.91	1,287.21	181.08	1,779.46	149.21	1,530.52	-27.71	-27.66	-12.26	-15.90
9.3 Information services	137.29	1,350.00	165.87	1,630.00	127.91	1,312.00	-17.23	-17.18	7.33	2.90
9.3.1 News agency services	99.59	979.28	119.28	1,172.17	55.12	565.35	-16.51	-16.46	80.68	73.22
9.3.2 Other information services	37.70	370.72	46.59	457.83	72.79	746.65	-19.08	-19.03	-48.21	-50.35
10. Other business services	11,226.70	110,390.00	10,903.57	107,150.00	11,607.59	119,061.00	2.96	3.02	-3.28	-7.28
10.1 Research and development services	20.34	200.00	11.19	110.00	2.92	30.00	81.77	81.82	596.58	566.67
10.2 Professional and management consulting services	572.57	5,630.00	764.22	7,510.00	555.23	5,695.00	-25.08	-25.03	3.12	-1.14
10.2.1 Legal, accounting, management consulting, and public relations	320.35	3,150.00	517.96	5,090.00	319.98	3,282.00	-38.15	-38.11	0.12	-4.02
10.2.1.1 Legal services	204.42	2,010.00	114.99	1,130.00	177.44	1,820.00	77.77	77.88	15.21	10.44
10.2.1.2 Accounting, auditing, bookkeeping, and tax consulting services	2.03	20.00	1.02	10.00	0.10	1.00	99.02	100.00	1930.00	1900.00
10.2.1.3 Business and management consulting and public relations services	113.90	1,120.00	401.95	3,950.00	142.44	1,461.00	-71.66	-71.65	-20.04	-23.34
10.2.2 Advertising, market research, and public opinion polling	252.22	2,480.00	246.26	2,420.00	235.25	2,413.00	2.42	2.48	7.21	2.78
10.3 Technical, trade-related and other business services	10,633.79	104,560.00	10,128.16	99,530.00	11,049.44	113,336.00	4.99	5.05	-3.76	-7.74
10.3.1 Architectural, engineering, scientific and other technical services	764.79	7,520.00	670.60	6,590.00	721.25	7,398.00	14.05	14.11	6.04	1.65
10.3.2 Waste treatment and de-pollution, agricultural and mining services	2.03	20.00	5.09	50.00	0.00	0.00	-60.12	-60.00	100.00	100.00
10.3.3 Operating leasing services	646.81	6,360.00	755.06	7,420.00	660.90	6,779.00	-14.34	-14.29	-2.13	-6.18
10.3.4 Trade-related services	2.38	23.41	1.59	15.63	5.76	59.07	49.69	49.74	-58.68	-60.38
10.3.5 Other business services n.i.e.	9,217.78	90,636.60	8,695.82	85,454.37	9,661.53	99,099.93	6.00	6.06	-4.59	-8.54
11. Personal, cultural, and recreational services	99.66	980.00	53.93	530.00	62.39	640.00	84.80	84.91	59.74	53.13
11.1 Audiovisual and related services	60.00	590.00	46.81	460.00	43.77	449.00	28.18	28.26	37.08	31.40
11.1.1 Audiovisual services	59.79	587.93	57.49	564.96	43.80	449.29	4.00	4.07	36.51	30.86
11.1.2 Artistic related services	0.21	2.07	-10.68	-104.96	-0.03	-0.29	-101.97	-101.97	-800.00	-807.17
11.2 Other personal, cultural, and recreational services	39.66	390.00	7.12	70.00	18.62	191.00	457.02	457.14	113.00	104.19
12. Government services, n.i.e.	2,627.94	25,840.00	7,452.89	73,240.00	3,224.28	33,072.00	-64.74	-64.72	-18.50	-21.87
12.1 Embassies and consulates	869.54	8,550.00	2,429.01	23,870.00	1,467.56	15,053.00	-64.20	-64.18	-40.75	-43.20
12.2 Military units and agencies	24.41	240.00	12.21	120.00	37.83	388.00	99.92	100.00	-35.47	-38.14
12.3 Other	1,733.99	17,050.00	5,011.67	49,250.00	1,718.89	17,631.00	-65.40	-65.38	0.88	-3.30

* Provisional ** Revised

Note: 1. The data are presented as per 6(EBOPS0.002010) classification aligned with MSITS0.00 2010 classification

10.25 Imports of Services by Sectors (Detail) (Cumulative)

Description	Rs. in Millions Dollars in Thousands					
	* July - April 2014-2015		July - April, 2014 2013-2014		% Change in July - April, 2014-2015 over July - April, 2013-2014	
	Rs	\$	Rs	\$	Rs	\$
Services	<u>696,709.26</u>	<u>6,716,908.00</u>	<u>672,511.25</u>	<u>6,645,632.00</u>	3.60	1.07
1.Manufacturing services on physical inputs owned by others	0.00	0.00	0.00	0.00	0.00	0.00
1.1 Goods for processing in reporting economy	0.00	0.00	0.00	0.00	0.00	0.00
1.2 Goods for processing abroad	0.00	0.00	0.00	0.00	0.00	0.00
2.Maintenance and repair services n.i.e.	6,082.42	58,640.00	9,070.50	89,633.00	-32.94	-34.58
3. Transport	326,736.32	3,150,034.00	327,043.76	3,231,786.00	-0.09	-2.53
3.1 Sea transport	220,038.46	2,121,370.00	211,797.83	2,092,947.00	3.89	1.36
3.1.1 Passenger	0.00	0.00	0.00	0.00	0.00	0.00
3.1.2 Freight	207,110.21	1,996,730.00	200,135.60	1,977,703.00	3.48	0.96
3.1.3 Other	12,928.25	124,640.00	11,662.23	115,244.00	10.86	8.15
3.2 Air transport	101,775.71	981,210.00	111,769.95	1,104,490.00	-8.94	-11.16
3.1.1 Passenger	59,842.92	576,940.00	68,568.88	677,585.00	-12.73	-14.85
3.1.2 Freight	23,469.79	226,270.00	20,521.94	202,794.00	14.36	11.58
3.1.3 Other	18,463.00	178,000.00	22,679.13	224,111.00	-18.59	-20.58
3.3 Road transport	2,551.21	24,596.00	1,878.09	18,559.00	35.84	32.53
3.3.1 Passenger	414.90	4,000.00	0.00	0.00	100.00	100.00
3.3.2 Freight	2,060.59	19,866.00	1,733.89	17,134.00	18.84	15.94
3.3.3 Other	75.72	730.00	144.20	1,425.00	-47.49	-48.77
3.4 Rail transport	1,109.65	10,698.00	933.74	9,227.00	18.84	15.94
3.4.1 Passenger	1,109.65	10,698.00	933.74	9,227.00	18.84	15.94
3.4.2 Freight	0.00	0.00	0.00	0.00	0.00	0.00
3.4.3 Other	0.00	0.00	0.00	0.00	0.00	0.00
3.5 Postal and courier services	1,261.29	12,160.00	664.15	6,563.00	89.91	85.28
3.6 Electricity transmission	0.00	0.00	0.00	0.00	0.00	0.00
3.7 Other supporting and auxiliary transport service	0.00	0.00	0.00	0.00	0.00	0.00
4. Travel	114,241.36	1,101,390.00	89,721.16	886,608.00	27.33	24.23
4.1 Business	2,288.17	22,060.00	3,114.10	30,773.00	-26.52	-28.31
4.1.1 Acquisition of goods and services by border, seasonal, and other short-term workers	0.00	0.00	0.00	0.00	0.00	0.00
4.1.2 Other	2,288.17	22,060.00	3,114.10	30,773.00	-26.52	-28.31
4.2 Personal	111,953.19	1,079,330.00	86,607.06	855,835.00	29.27	26.11
4.2.1 Health-related expenditure	254.13	2,450.00	133.88	1,323.00	89.82	85.19
4.2.2 Education-related expenditure	14,571.25	140,480.00	11,899.74	117,591.00	22.45	19.46
4.2.3 Other	97,127.81	936,400.00	74,573.44	736,921.00	30.24	27.07
4.2.3.1 Religious travel	4,543.42	43,802.66	3.75	37.10	121057.87	117963.28
4.2.3.2 Other	92,584.39	892,597.34	74,569.69	736,883.90	24.16	21.13
5.Construction services	462.61	4,460.00	2,854.23	28,205.00	-83.79	-84.19
5.1 Construction abroad	0.00	0.00	0.00	0.00	0.00	0.00
5.2 Construction in the compiling economy	462.61	4,460.00	2,854.23	28,205.00	-83.79	-84.19
6. Insurance and Pension services	23,459.31	226,169.00	19,743.13	195,098.00	18.82	15.93
6.1 Direct Insurance	8,456.26	81,526.04	8,085.44	79,898.87	4.59	2.04
6.1.1 Life insurance	-4.87	-46.96	8.79	86.87	-155.40	-154.05
6.1.2 Freight insurance	5,510.89	53,130.00	5,152.49	50,916.00	6.96	4.35
6.1.3 Other direct insurance	2,950.24	28,443.00	2,924.16	28,896.00	0.89	-1.57
6.2 Reinsurance	14,388.52	138,718.34	11,041.85	109,113.53	30.31	27.13
6.3 Auxiliary insurance services	614.53	5,924.62	615.84	6,085.60	-0.21	-2.65
6.4 Pension and standardized guarantee services	0.00	0.00	0.00	0.00	0.00	0.00

Contd.

10.25 Imports of Services by Sectors (Detail) (Cumulative)

Description	Rs. in Millions Dollars in Thousands					
	* July - April 2014-2015		July - April, 2014 2013-2014		% Change in July - April, 2014-2015 over July - April, 2013-2014	
	Rs	\$	Rs	\$	Rs	\$
7. Financial services	18,963.99	182,830.00	17,928.49	177,166.00	5.78	3.20
7.1 Explicitly charged and other financial services	18,963.99	182,830.00	16,911.37	167,115.00	12.14	9.40
7.2 Financial intermediation service charges indirectly measured (FISIM)	0.00	0.00	1,017.12	10,051.00	-100.00	-100.00
8. Charges for the use of intellectual services	12,757.10	122,990.00	10,245.99	101,249.00	24.51	21.47
9. Telecommunication, Computer and information services	35,857.62	345,700.00	29,202.43	288,573.00	22.79	19.80
9.1 Telecommunications services	20,202.45	194,770.00	14,035.27	138,694.00	43.94	40.43
9.1.1 Call centres	2.17	20.97	0.07	0.74	3000.00	2733.11
9.1.2 Telecommunication services	20,200.28	194,749.04	14,035.20	138,693.26	43.93	40.42
9.2 Computer services	13,882.52	133,840.00	13,518.17	133,584.00	2.70	0.19
9.2.1 Hardware consultancy services	38.60	372.11	143.70	1,419.98	-73.14	-73.79
9.2.2 Software consultancy services	10,390.19	100,170.84	10,173.18	100,529.46	2.13	-0.36
9.2.3 Maintenance & repairs of computer	747.90	7,210.40	579.09	5,722.46	29.15	26.00
9.2.4 Export / Import of Computer Software	1,180.19	11,378.14	1,582.97	15,642.61	-25.44	-27.26
9.2.5 Other Computer services	1,525.64	14,708.51	1,039.23	10,269.48	46.80	43.23
9.3 Information services	1,772.65	17,090.00	1,648.99	16,295.00	7.50	4.88
9.3.1 News agency services	1,376.80	13,273.61	826.54	8,167.73	66.57	62.51
9.3.2 Other information services	395.85	3,816.39	822.45	8,127.27	-51.87	-53.04
10. Other business services	114,536.96	1,104,240.00	126,809.09	1,253,104.00	-9.68	-11.88
10.1 Research and development services	113.06	1,090.00	110.81	1,095.00	2.03	-0.46
10.2 Professional and management consulting services	10,245.92	98,780.00	6,169.10	60,962.00	66.08	62.04
10.2.1 Legal, accounting, management consulting, and public relations	6,999.34	67,480.00	2,812.73	27,795.00	148.85	142.78
10.2.1.1 Legal services	1,756.06	16,930.00	804.10	7,946.00	118.39	113.06
10.2.1.2 Accounting, auditing, bookkeeping, and tax consulting services	187.74	1,810.00	113.74	1,124.00	65.06	61.03
10.2.1.3 Business and management consulting and public relations services	5,055.54	48,740.00	1,894.89	18,725.00	166.80	160.29
10.2.2 Advertising, market research, and public opinion polling	3,246.58	31,300.00	3,356.37	33,167.00	-3.27	-5.63
10.3 Technical, trade-related and other business services	104,177.98	1,004,370.00	120,529.18	1,191,047.00	-13.57	-15.67
10.3.1 Architectural, engineering, scientific and other technical services	10,256.30	98,880.00	26,827.26	265,102.00	-61.77	-62.70
10.3.2 Waste treatment and de-pollution, agricultural and mining services	1,399.25	13,490.00	166.47	1,645.00	740.54	720.06
10.3.3 Operating leasing services	9,894.30	95,390.00	9,131.52	90,236.00	8.35	5.71
10.3.4 Trade-related services	461.19	4,446.28	74.75	738.63	516.98	501.96
10.3.5 Other business services n.i.e.	82,166.94	792,163.72	84,329.18	833,325.37	-2.56	-4.94
11. Personal, cultural, and recreational services	784.68	7,565.00	505.38	4,994.00	55.27	51.48
11.1 Audiovisual and related services	621.62	5,993.00	248.04	2,451.00	150.61	144.51
11.1.1 Audiovisual services	549.01	5,292.97	207.08	2,046.28	165.12	158.66
11.1.2 Artistic related services	72.61	700.03	40.96	404.72	77.27	72.97
11.2 Other personal, cultural, and recreational services	163.06	1,572.00	257.34	2,543.00	-36.64	-38.18
12. Government services, n.i.e.	42,826.89	412,890.00	39,387.09	389,216.00	8.73	6.08
12.1 Embassies and consulates	14,237.25	137,260.00	15,072.43	148,943.00	-5.54	-7.84
12.2 Military units and agencies	185.67	1,790.00	285.27	2,819.00	-34.91	-36.50
12.3 Other	28,403.97	273,840.00	24,029.39	237,454.00	18.21	15.32

* Provisional ** Revised

Note: 1. The data are presented as per 6(EBOPS0.002010) classification aligned with MSITS0.00 2010 classification

REGIONAL AND FIELD OFFICES OF PAKISTAN BUREAU OF STATISTICS

PUNJAB

Chief Statistical Officer,
Regional Office,
Pakistan Bureau of Statistics,
Gul Plaza, (1st & 2nd Floor),
I.J. Principal Road,
Near Pindora Chungi,
Rawalpindi
Phone: 051- 4411528)
Fax 051 - 4410474

Statistical Officer (I/C),
Regional Office,
Pakistan Bureau of Statistics,
USAID Building,
Gurumangat Road,
Gulberg-III,
Lahore.
Phone & Fax:042-99263266
Email:lhrfbs@lhr.comsats.net.pk

Statistical Officer (I/C),
Regional Office,
Pakistan Bureau of Statistics,
House # 20, Block-T,
New Multan Colony, Rahim Chowk,
Masoom Shah Road,
Multan.
Phone & Fax:061-9220177
E-mail:muxfbs@brain.net.pk

Chief Statistical Officer,
Regional Office,
Pakistan Bureau of Statistics,
51-A, Satellite Town,
Gujranwala.
Phone & Fax: 055-9200418

Chief Statistical Officer,
Regional Office,
Pakistan Bureau of Statistics,
House # 04, Rehman Town,
Satyana Road,
Faisalabad.
Phone & Fax: 041-9220049
E-mail:fsdfbs@fsd.comsats.net.pk

Chief Statistical Officer,
Regional Office,
Pakistan Bureau of Statistics,
House # 5, (GF & FF),
Azaz Park, Session Road
Sargodha
Phone:048-9230411

Chief Statistical Officer,
Regional Office,
Pakistan Bureau of Statistics,
House # 25/B.K.,
Satellite Town,
Bahawalpur.
Phone & Fax: 062-9250026

Statistical Officer(I/C),
Field Office,
Pakistan Bureau of Statistics,
Capital Road,
Near Masjid Abdur Rashid
Jinnah Town,
Sialkot.
Phone & Fax: 052 - 4262644
E-mail:sktfbs@skt.comsats.net.pk

Statistical Officer(I/C),
Field Office,
Pakistan Bureau of Statistics,
Building # 09-D-3(X)
Amar Colony,
Jhang Saddar.
Phone & Fax: 047-9200194

Statistical Officer(I/C),
Field Office.
Pakistan Bureau of Statistics,
House at Khasra #51/11/1/3/2
(G.F), Chak#9/W.B.(Behind
Cooperative Workshop),
Burawala Road,
Vehari.
Phone & Fax: 067-3364219

Statistical Officer (I/C),
Field Office,
Pakistan Bureau of Statistics,
House # 213/ D,
Mohallah Mir Abdullah Khan Rokri,
Mianwali.
Phone: 045-9231626
Fax: 045-9233700

Statistical Officer (I/C),
Field Office,
Pakistan Bureau of Statistics
House # H 224-c, Ground Floor
Street # 4, Khyaban-e-Sarwar,
Dera Ghazi Khan.
Phone: 064-2401850

Statistical Officer(I/C),
Field Office,
Pakistan Bureau of Statistics,
House # 7, (G.F.), Street #1,
Azam Town, Mud Darbari,
Rahim Yar Khan.
Phone & Fax: 068-5871754

Statistical Officer (I/C),
Field Office,
Pakistan Bureau of Statistics,
House # 43 B-7, Gulistan Colony,
Near Govt. Girls College
Sahiwal.
Phone: 040-9200242

Statistical Officer(I/C),
Field Office,
Pakistan Bureau of Statistics,
Building # 192, Khan Baba Road,
Bahawalnagar.
Phone & Fax: 063-9240049

SINDH:

Chief Statistical Officer,
Regional Office,
Pakistan Bureau of Statistics,
1-B, S.M.C.H. Society
Karachi.
Phone & Fax: 021- 34557933
Email:khifbs@khi.comsats.net.pk

Chief Statistical Officer,
Regional Office,
Pakistan Bureau of Statistics,
Bungalow # A-46, G.O.R. Colony,
Unit # 1, Latifabad,
Hyderabad.
Fax & Phone: 022-9200641

Chief Statistical Officer,
Regional Office,
Pakistan Bureau of Statistics,
Bungalow # 10-A,
Professor Housing Society,
Shikarpur Road,
Sukkur.
Phone & Fax: 071-5807132

Chief Statistical Officer,
Regional Office,
Pakistan Bureau of Statistics,
Building # 45/17, Ward "C",
Near Shah Latif Market,
Lohari Mohallah,
Larkana.
(Phone: 074-9410010)
Fax:074-4054438

Statistical Officer(I/C),
Field Office,
Pakistan Bureau of Statistics,
House # 180,
Um-e-Hain, Near satari
Cotton Factory, Ring Road
Mirpur Khas.
Phone & Fax: -0233-923096

Statistical Officer(I/C),
Field Office,
Pakistan Bureau of Statistics,
House # 68, Mubariak Colony,
Jam sahib Road,
Nawabshah.
Phone & Fax: 0244-9370311

Statistical Officer(I/C),
Field Office,
Pakistan Bureau of Statistics,
House # 199 Marakhpur,
Opp. DHO Office,
Sehwan Road, Dadu Town,
Dadu.
Phone & Fax: 025-9200345

Statistical Officer(I/C),
Field Office,
Pakistan Bureau of Statistics,
House # 292-I, 1st Family line,
Shah Abdul Latif Road,
Near Rifil Naka,
Jacobabad.
Phone : 0722-653403

KHYBER PAKHTOON KHWA

Chief Statistical Officer,
Regional Office,
Pakistan Bureau of Statistics,
State Life Insurance Building,
2nd Floor, 34-The Mall,
Peshawar Cantt.
Phone: 091-9213097
Fax – 091-9213098
E-mail:pshfbs@pes.comsats.net.pk

Chief Statistical Officer,
Regional Office,
Pakistan Bureau of Statistics,
Building #558-D,
Mohallah Ghazni Khel,
Bannu.
Phone & Fax: 0928-9270191

Statistical Officer (I/C),
Regional Office,
Pakistan Bureau of Statistics,
Shams-ur-Rehman Building,
Near Nadra Office, Rahimabad,
G.T. Road,
Mingora/Swat.
Phone: 0946-9240283

Chief Statistical Officer,
Regional Office,
Pakistan Bureau of Statistics,
Bungalow # 896, Mansehra Road,
Post office Jhangi,
Abbottabad.
Phone & Fax: 0992-9310231

Chief Statistical Officer,
Regional Office,
Pakistan Bureau of Statistics,
House # A-3,
Shah Jhan Sheed Town,
Near Coach Adda of Bannu
Dera Ismail Khan.
Phone:0966-9280279

BALOCHISTAN:

Chief Statistical Officer,
Regional Office,
Pakistan Bureau of Statistics,
Chandio House No.2,
Arbab Karam Khan Road,
Near Elementary College,
Quetta.
Phone: 081-9239804
Fax:081-2471126

Statistical Officer(I/C),
Field Office,
Pakistan Bureau of Statistics,
Dak Khana Road, Near Civil Hospital,
Singani Sar,
Turbat.
Phone: 0852-412267
Fax:0852-413383

Statistical Officer (I/C),
Field Office,
Pakistan Bureau of Statistics,
Haroon Market,
Opp:Girls High School,
Hospital Road,
Khuzdar.
Phone & Fax: 0848-412760

Statistical Officer (I/C),
Field Office,
Pakistan Bureau of Statistics,
Building # 2-II/E,
Hazara Mohallah,
Loralai.
Phone & Fax: 0824-660560

NORTHERN AREAS:

Statistical Officer (I/C),
Field Office,
Pakistan Bureau of Statistics,
Madina Supper Market,
Near Taj Hotel,
Gilgit.
Phone & Fax: 05811-920762

AZAD KASHMIR:

Chief Statistical officer,
Regional Office,
Pakistan Bureau of Statistics,
Street # 13, D-38,
Upper Chattar Housing Scheme
Muzaffarabad.
Phone & Fax: 05822-921113

SYMBOLS, ABBREVIATIONS AND CONVERSION

		LTR.	Litre	One Metric Ton	2004	Lbs.
E	Estimated	LUNGI	A kind of cloth		1000	Kgs
P/*	Provisional, Preliminary	MALTA &		One Ton	1.0160	M.Tons
R/r	Revised	MOSAMBI	A variety of Orange	(2240 Lbs.)	27.22	Maunds
-	Nil	MED.	Medium		1016.04	Kgs.
..	Negligible	MG.	Milligram	One Pound	0.4536	M. Tons
...	Not available	MMCFT.	Million cubic feet		16	Hundred weight
%	Percentage	MN.	Million	One Ounce	0.4861	Oz.
Admn	Administration	M/o.	Ministry of		28.35	Seer
ALOOCHA	A kind of fruit	MTR.	Meter	One Kilogram	2.2046	Gms.
ARVI	A type of root vegetable	MT.	Metric Ton		0.0197	Lbs.
AV.	Average	ML.	Milliliter		0.0268	Hundred weight
BABUL	A kind of fire wood	NES.	Not else where specified	One Hundred weight	1.0717	Maund
BBLS.	Barrels	NO.	Number	(112 Lbs.)	50.8932	Seers
BIRYANI	A dish of rice prepared	NR.	Not reported	One Gram	1.3610	Kgs.
BOT.	Bottle	N.S.	Not specified	One Tonne	0.0857	Maunds
CAP.	Capsule	PKT.	Packet		0.9842	Tola
CFT.	Cubic feet	PC.	Piece	One Bale (Cotton)	1.1023	Long Ton
CH.	Charge	QLTY.	Quality	(375 Lbs.)	170.0971	Short Ton
CHAPATI	A kind of bread	QTY.	Quantity		4.5571	Kilograms
CIG.	Cigarette	RASGULLA	A form of sweetmeat			Maunds
Comm.	Communication	R.P.M.	Revolution per minute	One Imperial (Gallon)	4.5435	Ltrs.
CRT.	Carton / Crate	RS.	Rupees	One Litre	0.2199	Imperial Gallon
CUM./CM.	Cubic meter	SAMOSAS	A form of patty			
DESI.	Indigenous	SHAL.	Shalwar			
Distt.	Distribution	SHEESHAM	A variety of sup. Qty. Wood.			
DOZ	Dozen	Sq.	Square	One Mile	1.6093	Kms.
ENG.	English	SQM.	Square meter		1760	Yards
EX.	Exercise	SUP.	Superior	One Yard	0.9144	Meter
GLS.	Glass	STND.	Standard	One Foot	0.3048	Meter
GM.	Gram	SQFT.	Square feet	One Kilometer	0.6214	mile
H.OP.	Hand operated	SYN.	Synthetic	One Meter	1.0936	Yards
HP.	Horse power	THNO.	Thousand number	One Square Mile	2.5899	Sq. Kilometer
INJ.	Injection	TAB.	Table		640	Acres
KHADDI	Hand-loom	TANDOORI	Oven-Baked		258.9984	Hectares
KIKAR	A kind of fire wood	TKT.	Ticket	One Acre	.4074	Hectare
KG.	Kilogram	TL.	Tube light		4840	Sq. Yards.
KM.	Kilometer	TOTA.	Broken rice	One Square Kilometer	0.3861	Sq. Mile
KORMA	A variety of meat curry	UNI.	Uniform		100	Hectares
KWH.	Kilowatt / hour	URD.	Urdu	One Hectare	2.4711	Acres
LB.	Pound	VEG.	Vegetable	One Square Yards	0.8361	Sq. meter.
		W.	Watt	One Cubic Meter	35.3147	Cubic feet

LIQUID

LENGTH

SELECTED PUBLICATIONS OF PAKISTAN BUREAU OF STATISTICS

01. Monthly Bulletin of Statistics
 02. Review of Foreign Trade
 03. Pakistan Statistical Pocket Book
 04. Pakistan Statistical Yearbook
 05. Foreign Trade Statistics of Pakistan Imports (two volumes)
 06. Foreign Trade Statistics of Pakistan Exports (one volume)
 07. Labour Force Survey
 08. Brochure of National Accounts
 09. Pakistan Demographic Survey
 10. Census of Manufacturing Industries
 11. Survey of Small Household Manufacturing Industries
 12. Rent Survey of Dwellings
 13. Socio Economic Indicators at District Level
(Punjab, Sindh, Khyber Pakhtoon Khwa & Balochistan)
 14. Census of Private Educational Institutions in Pakistan
 15. Census of Software Industry and related services of Pakistan
 16. Supply & Use Table of Pakistan
 17. Mechanized Road Transport Survey
 18. Survey of Private Recreational, Cultural & Entertainment Services
 19. Survey of Private Laundry, Dry Cleaning & Dyeing Services
 20. Survey of Private Medical, Dental & Other Health Services
 21. Survey of Private Educational Services
 22. Pakistan, 2000 – An Official Hand Book on Statistics
 23. 50 Years of Pakistan in Statistics (Four Volumes)
 24. Pakistan Social & Living Standard Measurement Survey National/Provincial
 25. Household Integrated Economic Survey (HIES) National/Provincial
-

SALE CENTERS WHERE PAKISTAN BUREAU OF STATISTICS

ISLAMABAD

6 – Mauve Area, G-8/4.
Taleemi Chowk
Phone # 051 - 926 11 25
051 - 226 13 72

RAWALPINDI

NBF Book Shop
178-B, Sarwar Road,
Rawalpindi Cantt.
Phone # 051 – 927 25 30

WAH CANTT

NBF Book Shop
Central Library Premises
Phone # 051-931 40 04

LAHORE

NBF Book Shop
56/57 Shadman Colony,
Shadman Market,
Phone # 042 – 755 01 61 &
753 03 29
Fax # 042 – 758 77 35

FAISALABAD

NBF Book Shop
Shop No.10,
Hashmi Hall Shopping Centre,
University of Agriculture,
Phone # 041 – 264 81 79

MULTAN

NBF Book Shop
Plot # 4-5-6, M.D.A. Road,
Near Multan Art Council
Phone # 061 – 920 12 81

BAHAWALPUR

NBF Book Shop
Quaid-e-Azam Medical College,
Near Library.
Cell # 0301 – 724 76 13

PESHAWAR

NBF Book Shop
Phase-V, Sector B-2,
Plot No.36-37,
Hayatabad.
Phone # 091 – 589 27 44
921 72 73
Fax # 091 921 72 73

NBF Book Shop

48/D, F-6, Jamrud Road,
University Town,
Phone # 091 – 921 69 03
Fax # 091 – 921 69 04

BANNU

Old Municipal Library Premises,
Near to Qazi Muhib Stadium,
Cell # 0346 – 915 50 18

KOHAT

3rd Block, 1st Floor,
Distt. Govt. Complex

D.I. KHAN

NBF Book Shop
C/o. Executive Distt. Officer,
Literacy, Sports and Education,
Phone # 0961 – 928 01 29

ABBOTABAD

Public Library
1st Floor, Jalal Baba Auditorium,
Phone # 0992 – 931 02 91

KARACHI

National Book Foundation
(Regional Office)
Liaquat Memorial Library Premises,
Ground Floor, Stadium Road,
Phone # 021– 923 18 06 & 923 10 88
Fax # 923 10 89

HYDERABAD

NBF Book Shop
GOR Colony,
C-22, Latifabad No.1,
Phone # 022 – 931 08 92

JAMSHORO

Shop No.14, Liaquat University of
Medical & Health Science

NAWABSHAH

M.H. Khawaja DC High School,
Opp. NMC Hospital Road
Cell # 0301 – 389 58 46

SUKKUR

Public Library
Old Sukkur,
Phone # 071 – 562 51 03

LARKANA

NBF Book Shop
Chandka Medical College
Main Gate
Phone # 0741-941 02 29

JACOBABAD

Red Crescent Building,
Near T.B. Hospital
Phone # 0722 – 65 08 17

QUETTA

NBF Book Shop
3-7/5, Faiz Muhammad Road,
Phone # 081 - 920 15 70
Fax # 081 - 920 18 69

**PUBLISHED ON BEHALF OF NATIONAL BOOK FOUNDATION
PRINTED AT REPRODUCTION & PRINTING UNIT, PBS, KARACHI**