



MONTHLY BULLETIN OF STATISTICS 2016

April

*Government of Pakistan
Statistics Division
Pakistan Bureau of Statistics*



PBS-22(04/2016) Vol. 64
100



MONTHLY BULLETIN OF STATISTICS 2016

April

*Government of Pakistan
Statistics Division
Pakistan Bureau of Statistics*

Price Rs. 600.00

P R E F A C E

The Bulletin of Statistics, Monthly Publication of the Pakistan Bureau of Statistics provide important statistics in respect of social, economic and financial sectors of the economy at aggregate as well as sectoral levels. The Bulletin contains data relating to Population, National Accounts, Agriculture, Manufacturing, Prices, Balance of Payments, Public Finance, Education, Energy & Mining, Foreign Economic Assistance, Foreign Trade, Health, Insurance, Labour, Transport & Communication, Social & Culture ect. It also provides different types of indices on agriculture, manufacturing, prices, trade and labour productivity. Charts and graphs have also been provided to selected tables to make the data readily intelligible.

2. The Bulletin contains data on monthly and in some instances on annual basis. The annual data series are on fiscal year basis i.e. from July to June unless otherwise specified. Monthly data series of trade and industry are published with a time lag of 45 days required for data collection, compilation, cleaning, processing, tabulating and printing. Figures may not add up to the totals owing to rounding. Statistics that are compiled in the Pakistan Bureau of Statistics are presented without citation whereas those compiled by other agencies carry a source note below the tables.

3. Efforts have been made to produce this Bulletin as a comprehensive, informative and useful document for decision makers, researchers, planners, economists and other groups of beneficiaries. It is hoped that the users will find this Bulletin useful.

4. Suggestions for further improvement will be highly appreciated and welcomed.

ASIF BAJWA
Chief Statistician

Tariq Mahmood Pasha

Secretary

Government of Pakistan
Ministry of Finance, Economic Affairs, Revenue,
Statistics & Privatization,
Statistics Division

Statistics House
21-Mauve Area,
G-9/1, Islamabad.

Tel : 051-9106500
Fax: 051-9106502
E-mail: secretary@pbs.gov.pk

Asif Bajwa

Chief Statistician
Government of Pakistan
Pakistan Bureau of Statistics

Statistics House
21-Mauve Area,
G-9/1, Islamabad.

Tel : 051-9106514 - 051-9106515
Fax: 051-9106561
E-mail: pbs@pbs.gov.pk

**PAKISTAN BUREAU OF STATISTICS
STATISTICS HOUSE, 21-MAUVE AREA
G-9/1 - ISLAMABAD
Website: www.pbs.gov.pk**

		<u>Office</u>	<u>Residence</u>
Mr. Munir Ahmed Aslam Dr. Bahrawar Jan	Deputy Director General Deputy Director General	051-9106555 051-9106550 Fax:051-9106577	051-2275892 051-9101294
Mr. Ayazuddin Mr. Ismail Khan	Deputy Director General Deputy Director General	051-9106552 051-9106558 Fax:051-9106556	051-9242232 051-9101162
Mr. Ghulam Muhammad Mr. Fazil Mehmood Baig Mr. Shaukat Ali Khan Mr. Attiq-ur-Rehman	Director Director Director Director	051-9106559 051-9106575 051-9106557 051-9106553 Fax:051-9106546	0300-9562558 0333-5159850 -- 0346-9579700 --
Mr. Munwar Ali Ghanghro Mrs. Rabia Awan Mrs. Rizwana Siddique Syed Hasan Sabeeh	Director Director Director Director(Admn)	051-9106554 051-9106581 051-9106545 051-9106551	0333-7145366 051-4444696 0333-5221042 --

TRAINING WING

Mr. Innocent Dilbar Feroz	Director	051-9205390 Fax:051-9205390	--
---------------------------	----------	--------------------------------	----

**PAKISTAN BUREAU OF STATISTICS
1-B, SINDHI MUSLIM COOPERATIVE HOUSING SOCIETY
KARACHI – 74400
E-mail: khifbs@khi.comsats.net.pk**

Mr. Abdul Aleem Memon	Provincial Census Commissioner	Ph: 021-99225201 Fax:021-99225202	0300-2742061
Mr. Farooq Ahmed	Joint Census Commissioner	Ph:021-99225203 Fax:021-99225223	--
Mr. Muhammad Ali Shaikh Mr. Shaukat Zaman	Director Director	021-99225205 021-99225209 Fax:021-99225202	-- 0300-5052450
Mr. Abrar Hussain	Director	021-99225217	--

**PAKISTAN BUREAU OF STATISTICS
USAID BUILDING GURU MANGAT ROAD
GULBERG-III, LAHORE
E-mail: lhrfbs@lhr.comsats.net.pk**

Mr. Rana Iqbal	Director	042-99263267 Fax:042-99263267	--
----------------	----------	----------------------------------	----

(Regional Office) LAHORE

Mr. Muhammad Shahid	Chief Statistical Officer	042-99263266 Fax:042-99263266	0345-4169987
---------------------	---------------------------	----------------------------------	--------------

(Regional Office) KARACHI

Mr. Inayatullah Baloch	Chief Statistical Officer	021-99225214 Fax:021-99225214	--
------------------------	---------------------------	----------------------------------	----

(Regional Office) PESHAWAR

Mr. Hasan Khan	Chief Statistical Officer	091-9213097 Fax:091-9213098	0333-9117508
----------------	---------------------------	--------------------------------	--------------

(Regional Office) QUETTA

Mr. Ghulam Rasool	Chief Statistical Officer	081-9239804 Fax:081-9239804	--
-------------------	---------------------------	--------------------------------	----

**(Presentation, Reproduction & Printing) KARACHI
pbskarachipp@gmail.co**

Mr. Shakeel Qadeer Mr. Naushad Ahmed Malik	Chief System Analyst Statistical Officer	021-99225220 021-99225215	021-35836029 --
-----------------------------------------------	---------------------------------------------	------------------------------	--------------------

CONTENTS

**	KEY INDICATORS	III
1.	BALANCE OF PAYMENT	
	1.1 Country wise Workers Remittances	01
	1.2 Month wise Workers Remittances	04
	1.3 Exchange Rates Pak. Rupees in Terms of one Unit of Foreign Currency	05
2.	CLIMATE	
	2.1 Temperature at Selected Stations	07
	2.2 Rainfall at Selected Stations	09
3.	ENERGY & MINING	
	3.1 Production of Crude Oil	11
	3.2 Production of Natural Gas	14
	3.3 Company Wise Production of Crude Oil and Natural Gas	18
	3.4 Province Wise Production of Crude Oil and Natural Gas	18
	3.5 Production of Crude Oil, Natural Gas and Electricity	19
	3.6 Mineral Production	20
4.	HEALTH	
	4.1(a) Monthly Immunization Coverage Number of Doses Administered (0-11 month) Children	23
	4.1(b) Monthly Immunization Coverage Number of Doses Administered (12-23 months) Children	25
	4.1(c) Monthly Immunization Coverage Number of T.T Doses Administered to Women	26
	4.2 Monthly Report of HIV Treatment Centre	27
	4.3(a) Registered Veterinary Medical Practitioner with PVMC	28
	4.3(b) Registered Animal Husbandry Graduate with PVMC	29
	4.4 Tuberculosis Report (FTI)	30
5.	MANUFACTURING	
	5.1 Quantum Index Numbers of Large-scale Manufacturing Industries	31
	5.2 Production of Manufacturing Items	33
6.	MONEY & CREDIT	
	6.1 Reserve Money	47
7.	PRICE	
	7.1 Price Indices (General) with Percentage Change	51
	7.2 Combined Sensitive Price Indicator (SPI) by Quantile	52
	7.3 Combined Consumer Price Index Numbers by Commodity Groups	53
	7.4 Consumer Price Index Numbers by Major Groups and Selected Commodities	54
	7.5 Combined Consumer Price Index Numbers by Quantile and Major Commodity Groups	56
	7.6 Combined Consumer Price Index Numbers by Quantile, Major Commodity Group for Selected Cities	57
	7.7 Combined Consumer Price Index Numbers by Income Group/City and Commodity Group for all Centres Covered in CPI	59
	7.8 Index Numbers of Wholesale Prices by Commodity Groups	60
	7.9 Index Numbers of Wholesale Prices by Commodities	61
	7.10 Intercity Wholesale Prices of Selected Commodities	71
	7.11 Intercity Consumer Prices	111

8.	PUBLIC FINANCE	
8.1	Customs Revenue Receipts	167
9.	SOCIAL	
9.1	Data on Traffic Accidents	171
9.2	Data on Telecommunication	174
9.3	Visitors at Archaeological Museums in Pakistan	175
9.4	Visitors at Heritage Sites in Pakistan	176
10.	TRADE	
10.1	Value of Foreign Trade	177
10.2	Exports by Commodity/Group	178
10.3	Imports by Commodity/Group	180
10.4	Exports of Selected Commodities in Dollars	181
10.5	Exports of Selected Commodities in Rupees	183
10.6	Imports of Selected Commodities in Dollars	185
10.7	Imports of Selected Commodities in Rupees	187
10.8	Exports by Economic Categories (Summary)	189
10.9	Exports by Economic Categories (Details)	190
10.10	Imports by Economic Categories (Summary)	191
10.11	Imports by Economic Categories (Details)	192
10.12	Exports by Areas and Countries/Territories	268
10.13	Re-exports by Areas and Countries/Territories	272
10.14	Imports by Areas and Countries/Territories	274
10.15	Re-imports by Areas and Countries/Territories	278
10.16	Annual and Quarterly Terms of Trade and Unit Value Indices of Exports and Imports (1990-91=100)	280
10.17	Index Numbers of Unit Value of Exports by Groups (1990-91=100)	281
10.18	Index numbers of unit value of imports by groups (1990-91=100)	282
10.19	Index Numbers of Quantum of Exports by Groups (1990-91=100)	283
10.20	Index Numbers of Quantum of Imports by Groups (1990-91=100)	284
10.21	Trade in Services (Summary)	285
10.22	Export of Services by Sector (Detail) Monthly	286
10.23	Export of Services by Sector (Detail) (Cumulative)	288
10.24	Import of Services by Sector (Detailed) Monthly	290
10.25	Import of Services by Sector (Detail) (Cumulative)	292

Regional and Field Offices of Pakistan Bureau of Statistics

Symbols, Abbreviations and Conversions

Selected Publications of Pakistan Bureau of Statistics

Sale Centres where PBS Publications are available

KEY INDICATORS

YEARLY

ECONOMIC INDICATORS

(2014- 2015)

1	Inflation	4.53%
2	Balance of Trade	(-) \$ 22.159 billion
3	Value of Exports	\$ 23.667 billion
4	Value of Imports	\$ 45.826 billion
5	Total Workers Remittances	Rs.18454.04 million
6	Reserve Money	Rs.3143436(P) million
7	Currency in Circulation	Rs.2554749(P) million
8	Consumer Price Index (CPI with Base 2007-2008)	198.16%
9	Agricultural Sector Growth	2.88%
10	Industrial Sector Growth	3.62%
11	Services Sector Growth	4.95%
12	GDP Growth Rate at Constant Basic Prices (Real)	4.24%
13	GNI Growth Rate at Constant Prices	5.99%
14	Per Capita Income	\$ 1512
15	Large Scale Manufacturing Sector (LSMI) Growth	3.38%
16	Quantum Index Number (LSMI with Base 2005-2006)	127.87
17	Imports Duty	Rs.283865.95 million
18	Exports Duty	Rs.495.05 million
19	Foreign Exchange Reserves	\$ 14837 million
20	* Overall Balance of Payment Surplus/Deficit	\$ -2636 million

SOCIAL INDICATORS

1	** Population (2015)	191.71 million
	Male	99.06 million
	Female	92.65 million
2	Natural Growth Rate (PDS- 2007)	1.88%
3	** Population Growth Rate (2015)	1.92%
4	Dependency Ratio (PDS-2007)	81.5
5	*** Mean Size of Household (2012-13)	6.3

* BOP as per BPM6 in million USD.

** Economic Survey

*** PSLM Survey

IV

MONTHLY

ECONOMIC INDICATORS

February, 2016

1	Value of Exports	\$ 1786.115 million
2	Value of Imports	\$ 3280.399 million
3	Balance of Trade	(-)\$ 1494.284 million

March, 2016

1	Growth in Quantum Index Manufacturing (LSMI)	7.64%
2	Quantum Index of Manufacturing (LSMI with Base 2005-2006)	156.38
3	Consumer Price Index (CPI with Base 2007-08)	203.28
4	Wholesale Price Index (WPI with Base 2007-08)	204.22
5	Sensitive Price Indicator (SPI with Base 2007-08)	206.81
6	Growth Rate	
	A. CPI	0.15%
	B. WPI	-0.40%
	C. SPI	-0.15%
7	Exports Duty	Rs.65.63 million
8	Imports Duty	Rs.34318.79 million
9	Reserve Money	Rs.3575652 million
10	Currency in Circulation	Rs.3012821 million
11	Exchange Rate of Pak Rupees in terms of one unit US Dollar	1 \$ =Rs.104.6470
12	Country Wise Workers Remittances(including Hajj & War Compensation)	\$1711.17 million

Source: i) Pakistan Bureau of Statistics.
ii) State Bank of Pakistan.
iii) Economic Survey of Pakistan.

1. BALANCE OF PAYMENT

1.1 Country Wise Workers Remittances (Including Hajj and War Compensation)

(Provisional)
(Million US Dollars)

Item	Mar, 2015	Apr, 2015	May, 2015	Jun, 2015
I. Cash	1576.97	1640.58	1663.10	1821.28
1 USA	199.24	233.85	221.10	258.94
2 UK	164.28	174.47	194.15	247.96
3 Saudi Arabia	489.70	519.68	528.34	536.68
4 UAE	411.24	395.69	399.35	423.24
Dubai	228.04	245.95	255.80	293.57
Abu Dhabi	177.03	144.44	137.68	122.99
Sharjah	6.09	5.16	5.62	6.49
Other	0.08	0.14	0.25	0.19
5 Other GCC Countries	196.07	190.59	190.66	209.66
Bahrain	36.59	35.98	37.89	42.78
Kawait	62.17	63.76	61.21	69.56
Qatar	36.05	32.68	31.77	32.74
Oman	61.26	58.17	59.79	64.58
6 EU Countries	25.96	26.87	28.50	34.27
Germany	4.92	6.03	5.55	7.82
France	1.60	1.74	1.87	2.14
Netherland	0.27	0.42	0.33	0.48
Spain	2.79	3.08	3.60	4.47
Italy	2.18	2.30	2.34	2.73
Greece	0.82	0.95	1.05	1.06
Sweden	0.77	0.98	0.78	0.96
Denmark	1.16	0.65	1.62	0.76
Ireland	11.07	10.40	11.03	13.27
Belgium	0.38	0.32	0.33	0.58
7 Norway	1.66	2.02	2.02	2.58
8 Switzerland	1.91	1.86	2.04	2.24
9 Australia	13.31	14.72	14.56	14.46
10 Canada	10.49	10.98	11.65	15.01
11 Japan	0.71	0.75	0.50	0.98
12 Other Countries	62.40	69.10	70.23	75.26
II. Encashment and Profit in Pak. Rs. Of Foreign Exchange Bearer Certificates(FEBCs) and Foreign Currency Bearer Certificate(FCBCs)	0.00	0.00	0.00	0.00
TOTAL (I + II)	1576.97	1640.58	1663.10	1821.28

Contd.

**1.1 Country Wise Workers Remittances
(Including Hajj and War Compensation)**

(Provisional)
(Million US Dollars)

Item	Jul, 2015	Aug, 2015	Sep, 2015	Oct, 2015
I. Cash	1663.61	1527.06	1775.87	1539.96
1 USA	255.32	199.57	260.97	188.26
2 UK	232.33	206.29	233.27	197.56
3 Saudi Arabia	474.42	483.29	483.21	464.53
4 UAE	367.51	319.15	428.13	367.37
Dubai	255.28	223.20	284.75	256.13
Abu Dhabi	106.44	88.87	136.97	105.49
Sharjah	5.68	6.90	6.30	5.63
Other	0.11	0.18	0.11	0.12
5 Other GCC Countries	197.86	193.75	201.34	178.09
Bahrain	40.06	38.90	43.31	35.91
Kwait	62.89	62.73	51.45	57.07
Qatar	28.98	29.62	32.15	27.90
Oman	65.93	62.50	74.43	57.21
6 EU Countries	32.50	27.75	33.30	31.56
Germany	6.43	5.65	6.55	6.84
France	2.23	1.97	2.31	2.71
Netherland	0.33	0.36	0.30	0.38
Spain	4.26	4.45	4.45	4.13
Italy	3.24	2.82	3.14	3.57
Greece	0.07	0.04	0.21	0.62
Sweden	1.06	0.85	1.16	0.99
Denmark	0.67	0.64	0.67	0.93
Ireland	13.69	10.33	14.01	10.72
Belgium	0.52	0.64	0.50	0.67
7 Norway	2.41	1.73	2.29	2.19
8 Switzerland	1.91	1.53	1.86	2.33
9 Australia	14.77	13.37	15.93	14.47
10 Canada	14.94	10.49	12.89	12.64
11 Japan	0.91	0.83	0.87	0.86
12 Other Countries	68.73	69.31	101.81	80.10
II. Encashment and Profit in Pak. Rs. Of Foreign Exchange Bearer Certificates(FEBCs) and Foreign Currency Bearer Certificate(FCBCs)	0.00	0.00	0.00	0.00
TOTAL (I + II)	1663.61	1527.06	1775.87	1539.96

Contd.

1.1 Country Wise Workers Remittances (Including Hajj and War Compensation)

(Provisional)
(Million US Dollars)

Item	Nov, 2015	Dec, 2015	Jan, 2016	Feb, 2016	Mar, 2016
I. Cash	1591.75	1637.06	1462.87	1516.39	1468.76
1 USA	231.28	212.10	179.56	212.19	183.92
2 UK	188.88	193.72	172.53	174.66	157.28
3 Saudi Arabia	487.28	503.20	462.18	471.94	506.05
4 UAE	349.83	341.55	313.32	317.12	320.30
Dubai	228.06	219.86	204.03	203.62	245.91
Abu Dhabi	116.25	116.20	105.17	109.89	67.89
Sharjah	5.40	5.26	3.95	3.49	6.37
Other	0.12	0.23	0.17	0.12	0.13
5 Other GCC Countries	189.43	213.29	190.38	191.75	153.75
Bahrain	37.27	41.07	31.91	31.09	27.06
Kawait	61.18	70.27	60.65	61.49	55.31
Qatar	27.86	33.68	30.58	32.15	31.12
Oman	63.12	68.27	67.24	67.02	40.26
6 EU Countries	29.42	37.14	28.64	28.48	26.54
Germany	6.51	8.24	6.39	6.14	9.11
France	2.11	3.03	2.25	1.68	3.44
Netherland	0.39	0.48	0.35	0.37	0.48
Spain	3.44	4.36	3.79	3.42	4.56
Italy	2.26	3.63	2.76	2.03	4.11
Greece	0.52	0.84	0.59	0.78	1.03
Sweden	0.98	1.67	1.18	0.82	1.52
Denmark	0.96	0.75	0.81	0.53	0.88
Ireland	11.88	13.53	9.98	12.36	0.72
Belgium	0.37	0.61	0.54	0.35	0.69
7 Norway	2.39	3.55	2.62	1.76	3.00
8 Switzerland	1.42	2.32	1.60	1.73	2.31
9 Australia	15.73	17.63	13.10	14.62	12.16
10 Canada	13.11	15.20	11.52	10.35	13.29
11 Japan	0.72	1.24	0.81	0.56	1.09
12 Other Countries	82.26	96.12	86.61	91.23	89.07
II. Encashment and Profit in Pak. Rs. of Foreign Exchange Bearer Certificates(FEBCs) and Foreign Currency Bearer Certificate(FCBCs)	0.00	0.00	0.00	0.00	0.00
TOTAL (I + II)	1591.75	1637.06	1462.87	1516.39	1468.76

Note: Item has been revised / extended by the State Bank of Pakistan.

Source: State Bank of Pakistan.

1.2 Month Wise Workers Remittances

(Million US \$)

Monthly Cash Inflow (Including Foreign Exchange Bearer Certificates & Foreign Currency Bearer Certificates)	2014-2015	2013-2014	YOY growth (percent)	
			2014-15	2013-14
Jul.	1649.39	1404.69	17.42	16.60
Aug.	1328.71	1240.14	7.14	-1.50
Sep.	1716.59	1284.22	33.67	13.11
Oct.	1383.13	1348.03	2.60	-1.25
Nov.	1,320.62	1,130.41	16.83	11.06
Dec.	1,583.23	1,384.94	14.32	22.05
Jan.	1,378.19	1,245.97	10.61	14.35
Feb.	1,391.76	1,209.77	15.04	17.64
Mar.	1,577.46	1,337.89	17.91	19.55
Apr.	1640.58	1311.85	25.06	7.89
May.	1663.10	1440.47	15.46	21.49
Jun.	1821.28	1499.33	21.47	28.57
Jul.- Jun.	18,454.04	15,837.71	16.52	13.76
Monthly average for period Jul.-Jun.	1,537.84	1,319.81	16.52	13.76

Monthly Cash Inflow (Including Foreign Exchange Bearer Certificates & Foreign Currency Bearer Certificates)	2015-2016	2014-2015	YOY growth (percent)	
			2015-16	2014-15
Jul.	1,663.61	1,675.77	-0.73	19.30
Aug.	1,527.06	1,350.86	13.04	8.93
Sep.	1,775.87	1,748.49	1.57	36.15
Oct.	1,540.39	1,409.22	9.31	4.54
Nov.	1,566.04	1,343.76	16.54	18.87
Dec.	1,614.14	1,634.06	-1.22	17.99
Jan.	1,465.57	1,403.74	4.40	12.66
Feb.	1,521.54	1,420.54	7.11	17.42
Mar.	1,711.17	1,608.51	6.38	20.23
July-March	14,385.39	13,594.95	5.81	17.34
Monthly average for period Jul.-Mar.	1598.38	1510.55	5.81	17.34

Source: State Bank of Pakistan.

1.3 Exchange Rates Pak. Rupees in Terms of One Unit of Foreign Currency

S. No.	Country/ Organization	Currency	Mar, 2015	Apr, 2015	May, 2015	Jun, 2015	Jul, 2015	Aug, 2015	Sep, 2015
1	Australia	Dollar	78.5801	78.5158	80.4124	78.4474	75.3497	74.5567	73.5458
2	Bahrain	Dinar	270.1113	269.8818	269.0697	268.9782	268.8307	270.4709	275.3801
3	Canada	Dollar	80.6988	82.2890	83.7223	82.3169	79.3220	77.8318	78.6856
4	China	Yuan	16.3008	16.4115	16.4169	16.4085	16.3725	16.1577	16.3868
5	Denmark	Krone	14.7874	14.7088	15.2381	15.2938	15.0137	15.2775	15.7101
6	E.M.U.	Euro	110.1936	109.6853	113.5369	113.9604	111.9731	113.8981	117.0996
7	Hong Kong	Dollar	13.1185	13.1275	13.1382	13.1327	13.1171	13.2092	13.4571
8	I.M.F.	SDR	141.0700	140.8527	143.0753	143.0595	142.1030	143.6329	146.7608
9	India	Rupee	1.6309	1.6239	1.5966	1.5947	1.5993	1.5738	1.5765
10	Japan	Yen	0.8454	0.8511	0.8437	0.8237	0.8264	0.8322	0.8673
11	Kuwait	Dinar	341.0843	337.7510	337.733	337.2913	336.4957	338.9668	345.7616
12	Malaysia	Ringgit	27.6728	28.0235	28.3095	27.2521	26.7317	25.2515	24.2486
13	Newzeland	Dollar	75.8800	77.0460	75.2487	71.1702	67.7339	67.0588	65.9923
14	Norway	Krone	12.7618	12.8813	13.5006	13.0415	12.5236	12.4233	12.6208
15	Oman	Riyal	264.5088	264.3049	264.5546	264.4459	264.2858	266.0499	270.9656
16	Qatar	Riyal	27.9761	27.9565	27.9845	27.9726	27.9515	28.1373	28.6579
17	Singapore	Dollar	73.9032	75.3753	76.2984	75.5913	74.7397	73.1858	73.6843
18	Sweden	Krona	11.9339	11.762	12.2198	12.2935	11.9411	11.9719	12.4695
19	Switzerland	Franc	103.8239	105.7196	109.2059	109.1109	106.6831	105.7546	107.3086
20	Saudi Arabia	Riyal	27.1305	27.1209	27.1498	27.1439	27.1128	27.2949	27.8030
21	Thailand	Bhath	--	--	--	--	--	--	--
22	Turkey	Lira	--	--	--	--	--	--	--
23	U.A.E.	Dirham	27.705	27.6929	27.72	27.7146	27.6844	27.8723	28.3880
24	U.K.	Sterling (Pound)	152.4451	151.7945	157.4125	158.1071	158.0080	159.4853	159.9411
25	U.S.A.	Dollar	101.7597	101.7004	101.8042	101.7725	101.7194	102.3361	104.2068

Contd.

1.3 Exchange Rates Pak. Rupees in Terms of One Unit of Foreign Currency

S. No.	Country/ Organization	Currency	Oct, 2015	Nov, 2015	Dec, 2015	Jan, 2015	Feb, 2015	Mar, 2015
1	Australia	Dollar	75.2072	75.3531	75.8220	73.4652	74.5797	78.2572
2	Bahrain	Dinar	276.0645	278.5366	276.5499	277.2200	276.5486	276.6732
3	Canada	Dollar	79.9284	79.4943	76.5397	73.7174	75.7852	78.9739
4	China	Yuan	16.4706	16.5623	16.246	15.9622	16.0267	16.0913
5	Denmark	Krone	15.7405	15.1900	15.2608	15.2781	15.5833	15.5942
6	E.M.U.	Euro	117.3259	113.2076	113.7523	113.8435	116.0891	116.1732
7	Hong Kong	Dollar	13.4881	13.6024	13.5075	13.4845	13.4661	13.4901
8	I.M.F.	SDR	147.1387	145.8444	145.1964	145.0064	145.8672	146.1468
9	India	Rupee	1.6073	1.5960	1.5740	1.5590	1.5342	1.5628
10	Japan	Yen	0.8700	0.8604	0.8590	0.8864	0.9123	0.9263
11	Kuwait	Dinar	346.5136	347.0888	344.8850	345.1943	348.9191	347.7851
12	Malaysia	Ringgit	24.5486	24.4603	24.4736	24.1509	25.0213	25.6692
13	Newzeland	Dollar	69.6809	69.2130	70.4574	68.4872	69.2882	70.3751
14	Norway	Krone	12.6440	12.2271	12.0534	11.8923	12.1640	12.3316
15	Oman	Riyal	271.6041	273.9502	272.0167	272.4458	271.8413	271.9600
16	Qatar	Riyal	28.7295	28.9795	28.7732	28.8220	28.7551	28.7622
17	Singapore	Dollar	74.4872	74.5746	74.2939	73.1414	74.4388	76.1003
18	Sweden	Krona	12.5597	12.1609	12.3048	12.2831	12.3630	12.5181
19	Switzerland	Franc	107.8491	104.5417	105.1064	104.2001	105.4546	106.4052
20	Saudi Arabia	Riyal	27.8691	28.1001	27.9036	27.9502	27.9234	27.9103
21	Thailand	Bhath	--	--	--	--	--	--
22	Turkey	Lira	--	--	--	--	--	--
23	U.A.E.	Dirham	28.4528	28.6979	28.5017	28.5509	28.5100	28.4955
24	U.K.	Sterling (Pound)	160.0182	160.2156	156.9256	151.0231	149.6616	148.7347
25	U.S.A.	Dollar	104.4806	105.3726	104.6578	104.8388	104.6232	104.6470

Note: Euro, a common currency of the 11 member countries of European Economic and Monetary Union (EMU) was introduced with effect from 1st January, 1999.

Source: State Bank of Pakistan.

2. CLIMATE

2.1 Temperature at Selected Stations

(In centigrade)

Stations	Murree		Rawalpindi/Islamabad		Jhelum		Lahore		Sargodha	
Height in meters above sea level	2167		507		232		213		187	
	Max.	Min.	Max.	Min.	Max.	Min.	Max.	Min.	Max.	Min.

Month:

Aug. 2014	23.8	15.6	33.9	23.2	35.9	25.1	36.2	25.9	36.7	27.1
Sep. 2014	22.0	13.1	31.6	21.1	33.4	23.8	32.9	25.2	31.1	18.9
Oct. 2014	19.4	10.4	28.7	15.9	21.4	18.1	31.8	19.4	32.5	20.2
Nov. 2014	17.1	6.9	25.0	7.1	27.1	9.8	26.5	13.0	27.0	12.4
Dec. 2014	12.9	0.8	20.8	3.8	20.8	-4.9	18.6	7.5	18.6	5.5
Jan. 2015	10.6	-0.2	18.6	3.0	18.6	6.8	16.6	7.7	16.8	6.2

Aug. 2015	23.2	15.9	33.6	23.9	35.5	26.0	34.6	26.6	35.8	27.0
Sep. 2015	22.6	13.1	33.4	19.8	35.5	22.8	34.5	25.1	36.2	25.4
Oct. 2015	19.7	10.1	32.9	18.3	31.9	18.0	32.0	20.2	32.3	20.6
Nov. 2015	15.3	6.4	23.6	8.7	25.8	11.5	26.6	13.5	26.1	12.9
Dec. 2015	12.5	1.2	19.8	3.8	21.9	6.1	21.4	7.0	22.3	8.1
Jan. 2016	11.4	1.1	17.7	3.7	18.4	6.1	17.6	8.1	18.2	7.7

Stations	Faisalabad		Multan		Bahawalpur		Hyderabad		Nawabshah	
Height in meters above sea level	183		122		116		40		37	
	Max.	Min.	Max.	Min.	Max.	Min.	Max.	Min.	Max.	Min.

Month:

Aug. 2014	37.8	27.1	38.3	28.2	32.8	27.0	36.2	26.1	39.5	27.1
Sep. 2014	34.1	24.5	36.3	26.1	36.1	25.6	36.4	25.0	39.4	25.2
Oct. 2014	31.8	19.4	32.7	21.3	33.8	20.1	36.6	22.2	38.1	19.9
Nov. 2014	26.5	10.8	27.7	12.7	29.4	12.7	32.0	18.4	32.4	14.5
Dec. 2014	18.7	5.4	19.4	6.9	21.1	7.2	25.4	12.1	25.7	8.3
Jan. 2015	16.9	6.9	18.0	6.5	17.9	6.3	24.0	10.7	23.8	7.9
Aug. 2015	35.7	27.1	36.1	27.6	36.7	26.8	35.0	26.3	39.2	26.4
Sep. 2015	35.6	24.6	36.5	25.6	36.0	24.3	36.3	24.9	39.1	24.5
Oct. 2015	32.7	19.8	34.0	20.9	34.0	20.0	36.0	23.0	38.5	21.5
Nov. 2015	26.4	12.1	27.7	13.6	28.6	13.5	30.3	17.9	31.3	14.7
Dec. 2015	22.1	6.7	22.6	7.9	23.6	7.6	25.8	10.7	26.2	7.2
Jan. 2016	17.7	6.9	19.1	7.6	19.7	7.0	25.5	12.6	25.4	8.7

Contd.

2.1 Temperature at Selected Stations

(In centigrade)

Stations	Jacobabad		Karachi A.P.		Peshawar		D.I.Khan		Saidu Sharif		Gilgit	
Height in meters above sea level	55		21		359		173		961		1459	
	Max.	Min.	Max.	Min.	Max.	Min.	Max.	Min.	Max.	Min.	Max.	Min.

Month:

Aug. 2014	38.0	26.9	33.7	27.0	36.2	25.6	38.4	25.1	33.5	21.6	34.1	16.9
Sep. 2014	36.9	25.4	33.8	26.8	34.8	29.4	37.1	23.3	32.4	19.0	29.9	12.7
Oct. 2014	34.9	20.0	33.6	23.3	28.9	18.1	32.8	17.9	26.5	13.3	24.6	8.7
Nov. 2014	30.1	12.9	32.9	19.5	N.R	N.R	27.8	8.7	21.2	6.2	18.5	0.7
Dec. 2014	23.5	7.4	28.5	13.3	20.8	4.9	19.5	3.0	17.0	2.1	12.6	-3.8
Jan. 2015	21.0	6.5	28.7	12.6	18.8	5.2	17.9	3.4	15.0	2.1	12.1	-2.7

Aug.2015	36.7	27.0	32.3	26.9	34.5	24.2	36.1	24.1	33.1	22.2	34.3	18.1
Sep. 2015	37.7	24.4	34.6	26.3	27.9	22.0	36.8	22.4	32.6	17.2	29.0	12.7
Oct. 2015	32.5	20.4	35.8	24.9	31.1	17.8	33.2	17.1	27.6	13.2	25.3	7.7
Nov. 2015	28.4	13.6	33.0	18.6	23.8	11.2	27.4	10.0	18.8	7.3	16.3	2.7
Dec. 2015	23.8	7.5	28.5	12.6	19.6	6.3	22.7	4.6	15.9	3.0	12.1	-2.5
Jan. 2016	22.0	8.7	27.8	14.8	N.R	N.R	N.R	N.R	N.R	N.R	12.2	-2.6

Stations	Quetta (Samungli)		Zhub (Fortsandeman)		Khuzdar		Punjabur		Dalbadin	
Height in meters above sea level	1600		1405		1231		980		848	
	Max.	Min.	Max.	Min.	Max.	Min.	Max.	Min.	Max.	Min.

Month:

Aug. 2014	35.7	20.1	26.0	22.5	36.0	23.7	38.3	25.2	42.8	23.6
Sep. 2014	33.0	16.1	36.1	21.1	32.7	20.6	36.0	22.0	41.0	20.5
Oct. 2014	27.1	10.2	28.6	13.8	31.0	17.3	36.0	17.1	35.0	16.0
Nov. 2014	19.1	5.0	21.8	4.9	24.9	12.0	22.2	12.0	26.4	7.4
Dec. 2014	14.8	-2.5	18.1	0.5	21.5	5.1	18.2	3.4	21.5	0.0
Jan. 2015	14.1	-1.6	15.5	0.3	20.1	4.0	19.0	3.2	20.0	3.2

Aug.2015	36.1	19.0	36.0	23.2	36.7	23.6	36.7	23.6	42.5	24.0
Sep. 2015	30.6	12.8	32.9	18.7	34.6	21.2	33.8	18.5	37.5	17.8
Oct. 2015	27.8	9.4	29.1	12.2	30.1	18.1	32.4	15.4	35.5	10.5
Nov. 2015	18.6	3.9	21.0	6.8	25.5	10.7	25.0	9.1	26.0	2.9
Dec. 2015	14.5	-1.5	17.5	0.4	22.7	10.3	20.0	3.7	20.0	-2.0
Jan. 2016	15.0	0.6	16.9	-0.1	20.8	8.6	23.0	7.2	24.0	1.4

Source: Pakistan Meteorological Department, Karachi.

2.2 Rainfall at Selected Stations

(In millimeters)

Stations	Murree	Rawalpindi/ Islamabad	Jhelum	Lahore	Sargodha	Faisal- abad	Multan	Bahawal- pur	Hyder- abad	Nawab- shah	Jaco- abad
Height in meters above sea level	2167	507	232	213	187	183	122	116	40	37	55

Year/month

2010	1681.6	849.0	771.0	541.0	602.0	545.0	285.0	226.0	214.0	343.0	152.0
2011	1442.2	1079.0	748.0	903.0	710.0	544.0	180.0	164.0	404.1	309.0	293.3
2012	1515.0	1076.0	717.0	527.0	368.0	366.0	239.0	183.0	121.0	182.0	486.0
2013	1451.0	1732.0	924.0	1109.0	362.0	378.0	157.0	148.0	74.0	86.0	345.0
2014	1509.2	1139.8	939.3	800.6	401.3	401.8	247.3	67.9	25.4	69.7	21.3
Aug. 2014	140.2	208.4	158.4	56.7	97.8	15.0	26.0	4.0	1.2	11.4	4.0
Sep. 2014	301.6	444.0	240.0	451.2	12.0	234.5	3.0	4.7	0.0	0.0	0.0
Oct. 2014	41.0	23.0	54.8	0.8	25.6	6.8	23.0	4.0	3.2	Tr.	0.0
Nov. 2014	18.0	9.0	1.5	29.2	7.8	17.4	0.1	0.0	0.0	0.0	0.0
Dec. 2014	0.0	0.0	0.0	0.0	0.0	0.0	0.0	0.0	0.0	0.0	0.0
Jan. 2015	42.0	33.2	30.6	19.9	14.5	16.2	1.4	TR	Nil	Nil	Nil
Aug. 2015	223.7	198.0	19.6	92.7	112.1	132.3	87.4	86.4	0.0	0.0	0.0
Sep. 2015	249.8	133.4	137.5	126.8	70.8	57.8	10.2	66.3	0.0	0.0	0.0
Oct. 2015	243.3	46.7	72.1	3.8	40.0	14.4	11.7	2.0	Tr.	0.0	0.0
Nov. 2015	107.3	18.5	10.6	0.4	3.3	0.0	0.1	0.0	0.0	0.0	Tr.
Dec. 2015	42.2	25.8	31.3	6.0	TR	2.0	TR	0.0	0.0	0.0	0.0
Jan. 2016	46.0	54.4	22.3	28.3	8.0	11.8	2.9	0.0	0.0	0.0	0.0

Contd.

2.2 Rainfall at Selected Stations

(In millimeters)

Stations	Karachi Airport	Pesha- war	D.I. Khan	Saidu Sharif	Gilgit	Quetta (Samungli)	Zhob (Fortsand- man)	Khuzdar	Punj- goor	Dalbadin
Height in meters above sea level	21	359	173	961	1459	1600	1405	1231	980	848

Year/month

2010	373.0	839.0	756.0	1465.1	214.6	102.0	279.0	159.0	54.0	20.0
2011	290.6	568.0	281.0	853.7	158.7	246.5	40.5	286.6	138.0	64.9
2012	152.0	480.0	450.0	803.0	110.0	410.0	47.0	167.0	33.0	160.0
2013	169.0	551.0	327.0	954.0	153.0	53.0	66.0	479.0	101.0	23.0
2014	30.7	326.3	249.7	658.1	78.2	97.0	173.7	201.9	61.8	17.3
Aug. 2014	9.9	54.0	2.7	94.4	17.0	0.0	8.0	21.8	0.0	0.0
Sep. 2014	1.4	4.0	4.2	71.9	22.4	0.0	22.0	0.0	0.0	0.0
Oct. 2014	0.0	46.0	8.0	96.2	33.7	0.0	2.5	0.0	0.0	0.0
Nov. 2014	4.6	1.0	6.0	4.0	3.8	6.0	9.5	0.0	0.0	0.0
Dec. 2014	0.0	0.0	0.0	0.0	0.0	0.0	0.0	0.0	0.0	0.0
Jan. 2015	0.3	42.0	9.7	65.3	TR	11.0	26.0	9.8	13.0	6.0
Aug. 2015	1.4	162.3	200.0	81.2	16.3	0.0	40.0	15.2	0.0	0.0
Sep. 2015	TR	25.0	0.0	38.5	28.1	0.0	54.0	0.0	0.0	0.0
Oct. 2015	0.0	55.0	78.0	83.0	6.8	3.0	5.0	13.4	0.0	7.0
Nov. 2015	0.0	55.0	1.0	78.9	12.8	20.2	9.0	0.0	0.0	TR
Dec. 2015	0.0	8.0	2.5	38.1	1.9	4.0	5.0	0.0	0.0	0.0
Jan. 2016	0.0	23.0	NR	NR	7.9	0.0	0.0	0.0	0.0	0.0

N.R = Not received

TR = Trace (Rainfall less than 0.1 mm)

Source: Pakistan Meteorological Department, Karachi.

3. ENERGY & MINING

3.1 Production of Crude Oil

Unit: Barrels

S.NO	Company	Field	Jul,15	Aug,15	Sep ,15	Oct,15	Nov,15	Dec,15	Jan,16	Feb,16	Mar,16	Cummulative Total from July 2015
PUNJAB												
1	OGDCL	BHALSYEDAN	4193	10	48	97	64	45	55	92	35	4639
2		CHAK NAURANG	12389	5975	11960	13110	14580	13315	13325	11065	12990	108709
3		DAKHNI	23190	24820	23305	7810	15945	26895	22970	23065	25370	193370
4		DHODAK	1223	1183	1122	1098	1036	1030	1258	1361	2221	11532
5		FIMKASSAR	3193	3193	3090	3193	3090	3193	3193	3361	4645	30151
6		KAL	11839	11464	11273	14500	14458	14949	15191	13556	14431	121661
7		MISSAKISWAL	782	3129	1098	652	609	620	726	1207	970	9793
8		RAJIAN	45565	45210	42695	51030	59170	49493	37870	42090	41712	414835
9		SOGHRI	3040	2960	3000	800	1595	2890	1085	1085	1935	18390
10		SADKAL	1166	1078	1522	1357	1436	1132	1400	1398	1391	11880
11		TOOT	10098	9838	9467	9864	9484	9755	9631	8866	9442	86445
12		Sub Total	116678	108860	108580	103511	121467	123317	106704	107146	115142	1011405
13	OPL	DHURNAL	2238	19573	20189	23813	9495	12377	10054	12173	10610	120522
14		BHANGALI	0	0	0	0	0	150	211	164	185	710
15		RATANA	19664	24116	16388	19264	21627	22489	21289	18405	17929	181171
		Sub Total	21902	43689	36577	43077	31122	35016	31554	30742	28724	302403
16	POL	BALKASSAR	11759	11422	7611	5999	5133	5502	9043	9040	11241	76750
17		BELA	0	0	0	0	0	0	0	0	0	0
18		DHULIAN	4855	4674	4686	4891	4946	4755	5204	4843	4816	43670
19		KHAUR	136	167	190	190	223	170	160	244	371	1851
20		JOYAMIR	710	762	744	769	743	769	795	785	843	6920
21		MINWAL	0	329	0	0	0	0	0	0	0	329
22		MEYAL	9558	9398	9124	9472	9238	9800	9363	8407	9274	83634
23		PARIWALI	13259	12521	11950	12567	12219	12632	11843	10897	11862	109750
24		PINDORI	9249	8651	9280	8299	7235	7041	6853	6397	6767	69772
25		TURKWAL	768	742	743	768	722	731	792	739	754	6759
		Sub Total	50294	48666	44328	42955	40459	41400	44053	41352	45928	399435
26	MPCL	GHAURI	20578	26348	26594	27712	26523	25304	20820	17750	17493	209122
27		HALINI	39291	34510	37431	38875	37404	37977	38208	34789	36359	334844
		Sub Total	59869	60858	64025	66587	63281	59028	52539	53852	543966	
28	PPL	ADHI	188866	186161	178143	178378	180560	198810	206995	202467	231975	1752355
		Sub Total	188866	186161	178143	178378	180560	198810	206995	202467	231975	1752355
29	Dewan	RODHO SALSABIL	2886	2691	2528	2461	2731	2787	2664	2423	2434	23605
		Sub Total	2886	2691	2528	2461	2731	2787	2664	2423	2434	23605
		TOTAL	440495	450925	434181	436969	440266	464611	450998	436669	478055	4033169
SINDH												
1	BHP	ZAMZAMA	20467	19205	16938	16678	15455	16351	15964	13920	16038	151016
		Sub Total	20467	19205	16938	16678	15455	16351	15964	13920	16038	151016
2	UEPL	AASSU	113821	95927	88016	69802	56349	52856	44217	37066	35098	593152
3		ALI	73	0	103	735	394	335	331	289	237	2497
4		BACHAL	498	446	282	0	0	0	0	0	0	1226
5		BAKSH DEEP	2490	2391	1988	1953	1790	1627	1556	1259	838	15892
6		BUKHARI DEEP	0	19	21	2745	6359	2466	1169	431	584	13794
7		BIJORO	3796	2850	3149	2721	1235	456	757	544	488	15996
8		BILAL	0	0	0	0	0	0	0	0	529	529
9		DABHI (South)	2948	2787	2695	2497	2431	2367	2317	2107	2425	22574
10		DABHI (North)	1548	1795	1849	1782	1701	1710	1575	1404	1604	14968
11		DHANI	690	65	0	0	0	0	0	2343	0	3098
12		GHARO	2340	1924	2670	2026	2552	2645	2618	2325	2491	21591
13		GHUNGRO	3180	2797	2706	2546	2728	2783	2580	0	2288	21608
14		HALIPOTA	4293	4497	4506	4376	4607	3614	3491	4193	4708	38285
15		JABO	3865	3345	4813	4462	4544	4702	7595	2811	6369	42506
16		JAGIR	251	672	775	1370	1265	1228	1232	1206	1067	9066
17		JAN	0	0	0	224	2461	3776	1945	0	2368	10774
18		JARAR DEEP	58	192	187	0	185	0	0	0	475	1097
19		JHABERI SOUTH	41	117	62	0	0	0	0	0	0	220
20		JOGWANI	721	678	459	351	319	341	228	26	0	3123
21		KATO	0	17	45	0	0	0	49	234	163	508
22		KAMAL NORTH	16103	16029	11188	11792	9179	12053	12888	10116	10924	110272
23		KHASKELI	5924	5288	5657	5774	4750	5337	5220	4803	4545	47298
24		KHASKELI DOWN THROWN	793	649	689	637	507	611	594	532	585	5597
25		KHOREWAH	2414	2564	2978	3039	2496	2503	2741	1800	1555	22090
26		KHOREWAH DEEP	0	0	0	0	0	0	0	54	51	105

Contd.

3.1 Production of Crude Oil

Unit: Barrels

S.NO	Company	Field	Jul,15	Aug,15	Sep ,15	Oct,15	Nov,15	Dec,15	Jan,16	Feb,16	Mar,16	Cummulative Total from July 2015
27		KOLI	716	729	811	185	0	0	0	0	0	2441
28		KORAI	23605	18740	3862	14857	13831	13739	10861	9770	9367	118632
29		KUMBH	0	0	0	3044	2066	1513	913	799	472	8807
30		LIMU	0	0	0	10744	4293	1255	409	456	53	17210
31		LIMU NORTH	0	0	0	0	0	0	0	179	4154	4333
32		LAGHARI	167	451	378	0	251	269	273	285	192	2266
33		LIARI DEEP	94	6	0	0	0	0	0	0	0	100
34		LODANO	3012	2311	2172	11106	9467	6187	4852	2193	1895	43195
35		LODANO DEEP	5722	7082	4532	3766	4417	3933	3619	4121	3628	40820
36		MAKDUMPUR	1893	1604	241	1011	951	888	1000	4264	279	12131
37		MAZARI	8093	7355	8113	7766	7515	7710	7160	6667	6918	67297
38		MEYUN ISMAIL DEEP	184	210	174	181	217	229	201	223	242	1861
39		MEYUN ISMAIL	835	1080	927	913	880	923	845	867	1003	8273
40		MISSRI	1711	1231	2037	1546	1579	1425	1409	1365	1546	13849
41		MOHANO	1591	1460	1485	1392	1251	1475	1254	1192	1161	12261
42		MUBAN	6497	7435	6715	6751	6034	6659	6421	5626	4045	56183
43		MURID	16073	14961	13064	12343	11912	11287	11021	9592	11119	111372
44		NAIMAT BASAL	0	0	0	0	0	0	0	20	100	120
45		NAIMAT BASAL 2X	2543	1269	1439	1613	1719	1277	1590	275	485	12210
46		NAIMAT WEST	10890	16005	16775	17196	11351	13777	18884	18382	21691	144951
47		NORTH AKRI	1286	1174	853	1080	1389	1447	1347	1055	380	10011
48		PANIRO	2203	2313	1981	1870	1854	2094	2042	1964	659	16980
49		PIARO DEEP	1271	1471	1163	440	642	708	407	200	127	6429
50		PIARO DEEP BASAL	0	194	958	561	640	683	640	465	419	4560
51		QABUL	0	0	0	10	0	0	0	0	0	10
52		RAJANI	0	0	253	0	0	0	0	0	0	253
53		RAHIM 1 X	10288	10638	9765	7978	9778	10131	10056	9428	9249	87311
54		RAHIM 2X	6931	7456	7218	7913	8346	6252	7806	6948	6858	65728
55		RAHIM NORTH	1220	473	0	0	0	0	0	0	0	1693
56		SAJAN	321	1258	716	1188	789	810	701	0	0	5783
57		SAKHI	2628	3006	2546	2825	1785	2822	2443	2385	1679	22119
58		SAKHI DEEP	185	140	151	146	46	30	0	36	31	765
59		SALEH	31254	35509	50797	51006	45803	43608	29064	19743	1043	307827
60		SAMAN	184	108	110	0	0	290	0	43	0	735
61		SALAMAT	0	0	72	0	0	0	0	0	0	72
62		SHEIKHANO	2754	3059	2840	2742	2305	2397	2515	1821	2773	23206
63		SHEIKHANO DEEP	1488	755	358	351	843	209	0	0	0	4004
64		SOHRAB DEEP	7114	7589	6362	7459	8063	8629	7579	6667	5617	65079
65		SONRO	27649	25407	25086	22890	21216	20221	17197	15453	15552	190671
66		SOUTH BUZDAR DEEP	12950	12148	11012	12073	10795	10719	9799	8896	8700	97092
67		SOUTH MAZARI	8835	8803	8571	8373	7876	8225	8162	7581	8882	75308
68		SOUTH MAZARI DEEP	14804	15545	15653	16533	16374	16180	16497	15388	16348	143322
69		SUHRAT	44	93	136	15	0	0	0	0	0	288
70		SUMAR DEEP	20584	21453	21337	11012	11647	10817	10302	9614	10801	127567
71		SUTIARI DEEP	3130	5525	5614	5802	4944	5718	5991	5492	6043	48259
72		TAJEDI	2352	2002	2450	2334	2324	2512	2680	2128	2027	20809
73		TANDO GHULAM ALI	347	264	382	390	277	324	419	470	347	3220
74		TANGRI	1789	2048	1889	2028	1692	2379	2152	1922	1741	17640
75		TANGRI DEEP	406	396	424	360	341	344	318	305	326	3220
76		THARO	1334	1182	2036	209	544	431	432	1704	1971	9843
77		THEBO	2061	1099	1393	3326	3181	2967	3182	2730	2839	22778
78		TURK	1968	1756	1670	1165	1145	1322	1613	1885	1558	14082
79		TURK DEEP	1037	1124	1115	1138	1456	1716	1158	1169	1554	11467
80		UMER	12837	11475	3541	5047	3111	1945	4159	3923	4393	50431
81		WASAYO	0	0	0	0	0	0	18	0	0	18
82		ZAUR	5765	6436	5352	7205	10704	9855	6983	5722	6429	64451
		Sub Total	436492	418877	391367	398715	363496	349741	319477	274956	266088	3219209
83	OGDCL	BOBI	17175	11060	13650	13490	12090	12315	12560	11890	13460	117690
84		BALUCH	0	0	0	1380	3715	4865	5270	4955	5050	25235
85		CHAK 2	2885	6876	8164	8405	10175	16860	20430	17848	17840	109483
86		CHAK 7A	825	1025	1050	1020	900	990	1085	1015	1130	9040
87		CHAK 66 NE	1445	640	0	0	0	0	140	0	0	2225
88		CHAK 63	4370	38008	44167	33306	38390	32695	30880	26405	28045	276266
89		CHAK 63 SOUTH EAST	5960	8099	8590	8850	10930	11140	11780	11055	13210	89614
90		HAKEEM DAHO	15295	23052	20174	15032	18160	17815	16295	17097	20600	163520
91		NIM	1705	1705	1505	1645	1300	1290	1340	875	775	12140
92		NUR BAGHLA	1885	1875	1690	1720	1635	1725	1645	1363	1420	14958

Contd.

3.1 Production of Crude Oil

Unit: Barrels

S.NO	Company	Field	Jul,15	Aug,15	Sep ,15	Oct,15	Nov,15	Dec,15	Jan,16	Feb,16	Mar,16	Cummulative Total from July 2015
93		NOORAI JAGR	0	0	365	1435	5500	10745	9910	8170	7110	43235
94		JAKHRO	5105	9390	9895	7415	9138	7235	3705	3465	3645	58993
95		JARWAR	8365	7945	7060	7470	6870	6770	6095	5590	5835	62000
96		KUNNAR	100710	96986	66780	84111	81450	84165	84810	106775	124260	830047
97		KUNNAR PASAKHI DEEP	30845	30905	22882	28962	28895	29085	32490	19575	23248	246887
98		LASHARI CENTRE	19950	17160	16805	17160	16695	17405	17140	16265	17120	155700
99		MISSAN	3505	3505	3390	3505	3425	3505	3475	3305	3535	31150
100		MOLLAN N	2440	2460	2360	2460	2380	2440	2460	2280	505	19785
101		PALI DEEP	16210	14210	12510	12190	11670	11250	4135	0	0	82175
102		PASAKI	104740	103750	102500	105885	101040	106865	106015	99560	106850	937205
103		PASAKI N	14070	13875	13660	14165	13720	14300	14090	13160	3295	114335
104		PASAKI NORTH EAST	9125	8935	8625	9075	8685	9150	9150	8485	9150	80380
105		QADIR PUR	18405	15248	15365	18781	18781	19720	15580	15392	15990	153262
106		SONO	20080	15155	14530	15150	14640	16870	20735	19305	20800	157265
107		TANDO ALAM	19595	20040	19435	20235	19585	20210	20055	17230	18455	174840
108		THORA	12200	12310	12055	12425	12130	12530	12945	12785	12705	112085
		Sub Total	436890	464214	427207	445272	451899	471940	464215	443845	474033	4079515
109	PPL	ADAM	2857	2627	3748	3818	3127	1139	0	0	922	18238
110		ADAM WEST	0	0	0	0	496	1083	1705	1476	950	5710
111		KANDH KOT	236	346	265	295	410	602	1000	595	401	4150
112		KINZA	119	362	139	0	0	0	0	0	0	620
113		SHAH DAD	0	0	1708	2390	2493	3048	3017	2824	2488	17968
114		MAZARANI	318	312	282	291	263	394	391	303	321	2875
		Sub Total	3530	3647	6142	6794	6789	6266	6113	5198	5082	49561
115	OMV	LATIF	2088	2710	2400	2099	2422	2155	1833	1511	1514	18732
116		MIANO	1507	2137	1168	1359	985	1607	1227	1375	1148	12513
		Sub Total	3595	4847	3568	3458	3407	3762	3060	2886	2662	31245
118	MPCL	MARI	2528	2261	2163	1556	1256	1000	1187	738	1433	14122
119		SUJJAL	4091	4003	4003	3886	3857	3276	3000	2139	1977	30232
120		SUJAWAL	1272	1402	1402	1387	1311	1501	2500	2868	2590	16233
		Sub Total	7891	7666	7568	6829	6424	5777	6687	5745	6000	60587
121	Eni(Pak)	BHIT	9693	8942	8201	9082	8424	8368	10075	9318	9780	81883
122		BADHRA	1614	1396	1256	1398	1441	1622	1642	1504	1586	13459
123		KADANWARI	927	775	662	825	750	1162	800	725	775	7401
		Sub Total	12234	11113	10119	11305	10615	11152	12517	11547	12141	102743
124	OMV Maurice	MEHAR	45444	39177	35770	38257	35322	32090	27026	31585	37221	321892
125		SAQIB	0	0	0	0	0	0	0	0	0	0
		Sub Total	45444	39177	35770	38257	35322	32090	27026	31585	37221	321892
		TOTAL	966543	968746	898679	927308	893407	897079	855059	789682	819265	8015768
		KHYBER .P.K										
1	OGDCL	CHANDA	47510	44520	52110	42955	54625	50230	47940	43340	45255	428485
2		NASPHA	622640	578348	598410	609451	582183	591862	585567	542835	576332	5287628
3		MELA	61610	60970	57945	61130	59570	102262	104125	90890	96660	695162
		Sub Total	731760	683838	708465	713536	696378	744354	737632	677065	718247	6411275
4	MOL	MANZALAI	24844	24365	22223	20411	16782	17774	16154	15376	15610	173539
5		MAMIKHEL	22847	23590	21573	22607	19533	20395	18739	17320	17630	184234
6		MARAMZAI	101525	137845	138726	146102	144193	152975	151111	142786	151162	1266425
7		MAKORI	1036	758	893	1414	1182	1052	947	838	900	9020
8		MAKORI EAST	438633	268518	374750	453665	484339	485740	470792	447494	472991	3896922
		Sub Total	588885	455076	558165	644199	666029	677936	657743	623814	658293	5530140
		TOTAL	1320645	1138914	1266630	1357735	1362407	1422290	1395375	1300879	1376540	11941415
		BALOCHISTAN										
1	OGDCL	UCH	1463	1343	1108	794	987	1092	1682	1244	1097	10810
		Sub Total	1463	1343	1108	794	987	1092	1682	1244	1097	10810
2	MPCL	ZARGHUN SOUTH	337	325	311	329	269	296	374	314	206	2761
		Sub Total	337	325	311	329	269	296	374	314	206	2761
3	PPL	SUI	981	1024	1468	1296	2125	3143	2893	3209	2204	18343
		Sub Total	981	1024	1468	1296	2125	3143	2893	3209	2204	18343
		TOTAL	2781	2692	2887	2419	3381	4531	4949	4767	3507	31914
		GRAND TOTAL	2730464	2561277	2602377	2724431	2699461	2788511	2706381	2531997	2677367	24022266

3.2 Production of Natural Gas

Unit:(MCFT)

S.No	Company	Field	JUL,15	AUG,15	Sep ,15	Oct,15	Nov,15	Dec,15	Jan,16	Feb,16	Mar,16	Cummulative Total from July 2015
PUNJAB												
1	OGDCL	DAKHNI	861.38	867.23	834.57	305.46	653.44	839.93	836.43	728.13	763.65	6690.22
2		BAHU	265.47	250.01	228.88	222.27	194.58	182.59	164.47	139.46	138.77	1786.50
3		FIMKASSAR	3.26	3.26	3.15	3.26	3.15	3.26	3.26	3.05	3.28	28.93
4		DHODAK	109.70	103.50	94.50	93.90	93.10	101.50	103.70	95.70	102.30	897.90
5		KAL	2.18	2.26	2.06	2.21	2.16	2.22	2.20	2.00	2.09	19.38
6		MISSAKISWAL	3.10	6.77	2.88	2.40	2.03	1.70	1.62	2.49	3.66	26.65
7		NANDPUR/PANJPIR	296.21	305.88	299.71	313.48	241.73	343.53	351.70	330.37	356.66	2839.27
8		RAJIN	21.74	21.10	20.56	21.05	20.08	20.10	19.31	18.00	19.24	181.18
9		SOGHRI	352.86	350.34	345.27	84.55	212.84	240.18	202.43	258.77	316.60	2363.84
10		TOOT	25.89	25.60	24.88	24.95	24.39	24.15	29.28	27.84	30.42	237.40
11		SADKAL	37.15	31.22	49.88	47.96	42.68	40.80	43.22	33.86	46.33	373.10
		SUB TOTAL	1978.94	1967.17	1906.34	1121.49	1490.18	1799.96	1757.62	1639.67	1783.00	15444.37
12	OPL	DHURNAL	7.94	52.13	59.50	69.48	27.69	32.31	31.49	35.39	25.01	340.94
13		BHANGALI	0.00	0.00	0.00	0.00	0.00	0.00	1.24	1.44	1.10	3.78
14		RATANA	371.46	465.45	356.36	420.36	465.23	476.17	444.59	387.38	388.27	3775.27
		SUB TOTAL	379.40	517.58	415.86	489.84	492.92	508.48	477.32	424.21	414.38	4119.99
15	POL	BALKASSAR	1.99	1.95	1.39	1.18	1.74	0.98	1.57	1.51	1.88	14.19
16		BELA	0.00	0.00	0.00	0.00	0.00	0.00	0.00	0.00	0.00	0.00
17		DHULIAN	72.85	72.85	70.46	72.85	70.50	72.85	72.85	68.15	72.85	646.21
18		MEYAL	80.40	80.23	77.39	80.62	77.93	78.89	80.19	75.48	77.13	708.26
19		PARIWALI	201.24	202.83	192.48	191.16	176.27	163.69	159.95	146.05	153.40	1587.07
20		PINDORI	27.90	27.10	30.18	29.05	23.14	19.40	19.95	18.81	19.95	215.48
21		TURKWAL	1.55	1.55	1.49	1.53	1.50	1.54	1.55	1.45	1.54	13.70
		SUB TOTAL	385.93	386.51	373.39	376.39	351.08	337.35	336.06	311.45	326.75	3184.91
22	PPL	ADHI	1265.00	1227.20	1274.46	1389.00	1453.00	1626.00	1446.00	1568.00	1698.00	12946.66
		SUB TOTAL	1265.00	1227.20	1274.46	1389.00	1453.00	1626.00	1446.00	1568.00	1698.00	12946.66
23	MPCL	HALINI	31.07	26.33	28.73	32.35	33.34	28.40	28.43	22.93	23.32	254.90
		SUB TOTAL	31.07	26.33	28.73	32.35	33.34	28.40	28.43	22.93	23.32	254.90
24	DEWAN	RODHO(SALSABIL)	415.69	409.79	392.24	400.57	385.50	392.65	380.10	340.20	345.41	3462.15
		SUB TOTAL	415.69	409.79	392.24	400.57	385.50	392.65	380.10	340.20	345.41	3462.15
		TOTAL	4456.03	4534.58	4391.02	3809.64	4206.02	4692.84	4425.53	4306.46	4590.86	39412.98
SINDH												
1	BHP	ZAMZAMA	4219.96	3978.43	3643.89	3574.55	3237.51	3624.43	3575.85	3155.20	4103.36	33113.18
		SUB TOTAL	4219.96	3978.43	3643.89	3574.55	3237.51	3624.43	3575.85	3155.20	4103.36	33113.18
2	UEPL	ALI	75.21	0.00	44.55	133.00	0.00	90.20	244.96	201.15	77.31	866.38
3		AASSU	21.04	19.78	18.85	15.17	10.57	10.51	10.48	4.53	2.10	113.03
4		BHATTI/NAKURJI	20.32	19.71	20.10	20.99	19.67	20.12	20.63	18.75	21.43	181.72
5		BAQAR DEEP	0.00	0.00	0.00	0.00	0.00	0.00	0.00	0.00	0.00	0.00
6		BUKHARI DEEP	13.95	30.58	30.76	20.26	17.84	10.49	14.29	12.46	30.18	180.81
7		BACHAL	2.55	2.67	0.79	0.00	0.00	0.00	0.00	0.00	0.00	6.01
8		BAKSH DEEP	327.13	257.82	254.07	243.98	214.17	227.21	204.97	166.05	129.28	2024.68
9		BIJORO	1.10	1.08	0.98	0.77	0.70	0.80	0.66	0.48	0.37	6.94
10		BILAL	0.00	0.00	0.00	0.00	0.00	0.00	0.00	0.00	6.77	6.77
11		DABHI SOUTH	14.37	12.15	8.21	8.88	9.87	10.91	11.21	10.62	9.92	96.14
12		DABHI NORTH	1.19	2.43	1.44	1.08	1.28	2.88	2.30	2.28	3.05	17.93
13		DHANI	2.98	0.33	0.00	0.00	0.00	0.00	0.00	0.00	0.00	3.31
14		DUPHRI	13.30	13.31	12.32	11.71	11.70	8.10	7.56	1.11	1.70	80.81
15		FATEH SHAH NORTH	11.15	9.63	7.74	2.97	0.92	0.00	0.00	0.00	0.00	32.41
16		GHUNGRO	2.28	2.04	1.91	1.59	1.62	1.62	1.55	1.23	1.36	15.20
17		GHARO	0.69	0.64	0.66	0.55	0.62	0.69	0.65	0.61	0.62	5.73
18		GOLARCHI	3.12	16.71	9.96	7.01	10.70	11.50	3.96	6.72	7.38	77.06
19		HALIPOTA	12.22	16.06	11.81	10.74	10.83	6.27	5.48	12.93	14.37	100.71
20		HAIDER DEEP	4.45	2.94	3.34	0.00	2.87	0.00	1.03	0.00	0.00	14.63
21		JABO	6.78	6.89	6.67	7.00	6.84	5.35	4.50	3.91	4.84	52.78
22		JARAR DEEP	16.38	18.69	20.27	23.82	18.91	18.76	18.19	16.18	13.25	164.45
23		JHABERI SOUTH	0.18	0.49	0.14	0.00	0.00	0.00	0.00	0.00	0.00	0.81
24		JOGWANI	12.83	13.99	12.05	12.03	9.03	7.33	4.40	0.82	0.83	73.31

Contd.

3.2 Production of Natural Gas

Unit:(MCFT)

S.No	Company	Field	JUL,15	AUG,15	Sep ,15	Oct,15	Nov,15	Dec,15	Jan,16	Feb,16	Mar,16	Cummulative Total from July 2015
25		JAGIR	0.16	0.58	0.86	0.99	0.82	0.82	0.86	0.74	0.55	6.38
26		JALAL	0.00	0.00	0.00	0.00	0.00	0.00	0.00	0.00	0.00	0.00
27		JAN	0.00	0.00	0.00	0.00	0.00	0.78	1.22	0.00	0.20	2.20
28		KATO	1.14	0.70	1.09	0.95	0.97	0.89	3.61	10.37	10.81	30.53
29		KAMAL NORTH -1	87.28	78.60	54.79	55.16	49.21	31.81	17.99	15.53	48.81	439.18
30		KAUSAR	58.73	69.63	57.77	48.02	47.33	47.95	42.99	37.40	34.45	444.27
31		KHASKHELI	6.20	6.47	6.26	6.47	6.23	6.78	6.95	6.48	6.66	58.50
32		KHASKHELI DOWN THROWN	0.72	0.67	0.68	0.69	0.57	0.66	0.64	0.59	0.87	6.09
33		KHOREWAH	161.52	146.96	141.55	139.86	127.54	115.22	110.48	95.27	94.28	1132.68
34		KHOREWAH DEEP	7.24	4.83	4.65	5.74	5.85	0.79	4.89	2.69	4.50	41.18
35		KOLI	11.06	17.70	16.62	5.06	0.00	0.00	0.00	0.00	0.00	50.44
36		KORAI	734.79	600.78	110.98	458.93	460.21	432.87	370.78	339.13	341.47	3849.94
37		KORAI NORTH	0.00	0.00	0.00	0.10	0.00	0.23	0.00	0.00	1.01	1.34
38		KUMBH	0.00	0.00	0.00	157.05	100.89	77.27	62.31	59.00	59.15	515.67
39		LAGHARI	0.31	0.68	0.44	0.00	0.00	0.35	0.37	0.18	0.07	2.40
40		LODANO	146.62	98.81	43.52	63.54	29.10	23.26	17.26	15.72	11.51	449.34
41		LODANO DEEP	10.50	34.27	19.81	29.46	24.27	19.07	14.02	14.56	10.81	176.77
42		LIARI	0.00	0.00	0.00	0.00	0.00	0.00	0.00	0.00	0.00	0.00
43		LIARI DEEP	9.44	0.38	0.00	0.00	0.00	0.00	0.00	0.00	0.00	9.82
44		LIMU	0.00	0.97	0.00	5.64	7.96	4.29	1.00	4.02	0.52	24.40
45		LIMU NORTH	0.00	0.00	0.00	0.00	0.00	0.00	0.00	51.91	672.96	724.87
46		MAKHDUM PUR	0.00	38.40	32.15	37.07	31.38	27.08	33.58	39.84	13.44	252.94
47		MAKHDUM PUR DEEP	6.82	6.71	6.21	5.72	4.67	4.43	4.48	4.84	1.03	44.91
48		MAZARI	5.66	7.34	5.03	5.19	4.44	7.35	4.62	5.13	6.95	51.71
49		MATLI	1.95	3.26	2.44	0.06	0.40	0.82	0.00	0.00	0.00	8.93
50		MALAH	0.00	0.00	0.00	0.00	0.00	0.00	0.00	0.00	0.00	0.00
51		MEWA	0.00	0.00	0.00	0.00	0.00	0.00	0.00	0.00	0.00	0.00
52		MEYUN ISMAIL DEEP	21.62	22.47	21.70	26.04	55.54	54.42	36.41	28.25	32.40	298.85
53		MISSRI	2.50	2.24	2.37	2.39	2.38	2.61	2.56	2.30	2.35	21.70
54		MOHANO	1.05	1.19	1.12	1.12	1.05	0.97	1.22	1.15	1.05	9.92
55		MUBAN	1.30	1.25	0.94	1.53	2.06	1.93	1.80	1.38	1.00	13.19
56		MURID	6.14	5.50	4.75	5.17	4.24	4.19	4.38	3.52	4.01	41.90
57		NAIMAT BASAL	48.31	81.66	126.53	92.20	116.43	71.37	83.08	73.21	81.26	774.05
58		NAIMAT BASAL 2X	15.13	13.12	10.96	8.01	11.13	8.14	13.08	2.92	8.36	90.85
59		NAIMAT WEST	1995.64	2717.84	3751.78	3577.36	3421.29	3166.49	3412.27	3274.15	3853.09	29169.91
60		NANDO	0.77	3.53	3.68	4.55	3.69	3.62	4.56	4.38	0.92	29.70
61		NURPUR DEEP	28.56	27.39	25.92	25.56	22.74	23.65	25.67	22.43	25.43	227.35
62		NORTH AKRI	0.27	0.28	0.21	0.20	0.22	0.12	0.47	0.28	0.05	2.10
63		PANIRO	0.70	0.77	0.62	1.88	2.08	2.15	1.86	1.62	0.54	12.22
64		PIARO DEEP	35.22	31.05	25.63	21.94	19.82	18.49	19.25	13.67	15.12	200.19
65		PIARO DEEP BASAL	15.44	48.10	172.28	143.54	127.78	111.74	107.35	87.22	83.41	896.86
66		PIR	0.00	0.00	0.00	0.00	0.00	0.00	0.00	0.00	0.00	0.00
67		QASIM DEEP	102.77	98.63	99.70	103.72	95.05	97.23	94.00	86.33	84.99	862.42
68		RAHIM NORTH	25.64	10.95	1.42	0.00	0.00	0.00	0.87	0.36	0.00	39.24
69		RAHIM 1X	70.83	63.32	51.32	45.67	51.32	51.40	52.40	48.85	41.91	477.02
70		RAHIM 2X	9.84	10.44	10.08	12.32	13.20	11.80	11.07	14.08	15.94	108.77
71		RAJANI	2784.89	3281.22	2995.10	3684.56	4259.50	5189.40	4839.90	4289.80	4565.05	35889.42
72		RAGNI DEEP	19.85	19.93	16.23	16.85	16.73	12.27	15.41	13.45	8.31	139.03
73		SALEH	95.72	83.17	139.56	149.02	120.84	159.80	101.18	77.52	7.32	934.13
74		SAKHI DEEP	31.21	32.97	32.54	31.92	30.19	31.90	32.07	28.45	30.64	281.89
75		SAKHI SOUTH DEEP	1.19	1.17	1.11	1.10	1.15	1.16	1.17	1.05	1.14	10.24
76		SAMAN	2.04	1.59	2.59	2.11	2.81	2.75	1.85	0.59	0.00	16.33
77		SALAMAT	991.81	1050.23	922.52	1033.39	1011.51	1030.22	1023.09	789.98	1007.82	8860.57
78		SAJAN	92.08	129.06	112.40	133.69	130.21	144.79	120.47	0.00	0.00	862.70
79		SONRO	59.17	53.16	77.88	262.29	155.39	58.84	40.43	39.12	38.12	784.40
80		SOUTH MAZARI	6.38	9.42	6.67	7.08	4.89	11.39	8.06	9.69	10.80	74.38
81		SOUTH MAZARI DEEP	19.12	19.16	18.42	22.54	27.15	20.13	28.72	29.00	26.18	210.42
82		SOHRAB DEEP	2570.83	2637.75	2085.11	2292.33	2066.89	2103.88	2009.99	1637.11	1662.82	19066.71

Contd.

3.2 Production of Natural Gas

Unit:(MCFT)

S.No	Company	Field	JUL,15	AUG,15	Sep ,15	Oct,15	Nov,15	Dec,15	Jan,16	Feb,16	Mar,16	Cummulative Total from July 2015
83		SUMAR DEEP	156.39	145.53	112.99	144.69	135.81	185.36	148.98	132.25	121.07	1283.07
84		SOUTH BUZDAR	0.00	0.00	0.00	0.00	0.00	0.00	0.00	0.00	0.00	0.00
85		SOUTH BUZDAR DEEP	250.15	223.20	204.74	179.38	161.68	161.12	163.64	145.87	127.16	1616.94
86		SHEIKHANO	3.38	4.42	1.64	3.68	0.37	3.42	5.46	3.30	3.59	29.26
87		SHEIKHANO DEEP	0.39	0.27	0.15	0.23	3.29	0.33	0.08	0.00	0.00	4.74
88		SUTIARI DEEP	1541.34	1612.32	1649.46	1683.79	1599.92	1570.43	1644.98	1443.72	1196.47	13942.43
89		SUHRAT	32.76	42.87	34.61	32.48	30.61	31.27	32.86	29.05	29.07	295.58
90		TANDO GHULAM ALI	50.87	49.58	48.59	48.84	46.41	43.39	44.36	43.78	45.00	420.82
91		TANGRI	1.59	2.58	2.51	2.42	2.22	2.33	2.43	2.12	2.43	20.63
92		TANGRI DEEP	35.62	32.41	43.28	34.50	21.79	32.22	34.94	23.67	24.00	282.43
93		TAJEDI	0.21	0.14	0.15	0.18	0.17	0.10	0.47	0.28	0.17	1.87
94		THEBO	104.22	100.94	96.09	72.42	55.47	56.05	46.38	40.26	28.79	600.62
95		THARO	390.44	354.46	312.32	149.18	148.95	80.50	19.14	207.81	255.38	1918.18
96		TURK	54.03	54.57	52.56	51.25	46.10	53.81	78.59	69.70	72.05	532.66
97		TURK DEEP	223.91	207.54	213.35	215.02	198.98	200.27	183.21	162.86	145.17	1750.31
98		UMER	253.51	244.58	241.08	234.61	151.84	93.90	102.19	79.59	39.50	1440.80
99		USMAN	99.62	82.06	72.82	89.56	86.99	83.82	80.42	85.40	81.96	762.65
100		WASAYO	0.00	0.00	0.00	0.00	0.00	0.00	27.41	151.63	166.69	345.73
101		ZAUR	9.43	7.00	6.71	7.49	26.73	22.38	10.38	7.28	11.04	108.44
102		ZAUR WEST	0.00	4.58	2.92	1.59	1.41	0.43	1.29	1.17	1.48	14.87
103		ZAUR DEEP	2.65	1.43	2.43	1.15	0.00	1.29	0.39	0.25	3.29	12.88
		SUB TOTAL	14079.89	15194.72	14791.01	16209.79	15746.00	16254.73	15977.11	14375.08	15609.15	138237.48
104	ENI(PAK)	BHIT	6577.41	6372.22	5977.36	6055.45	5851.85	5828.58	5480.95	4909.82	5182.38	52236.02
105		BADHRA	4388.44	4266.28	4024.21	4052.38	3839.24	3848.79	3687.61	3390.21	3523.43	35020.59
106		LUNDALI	0.00	0.00	0.00	0.00	0.00	0.00	0.00	0.00	0.00	0.00
107		KADANWARI	2511.47	2497.47	2196.06	2325.33	2165.90	2165.90	2102.71	1765.22	1739.86	19469.92
		SUB TOTAL	13477.32	13135.97	12197.63	12433.16	11856.99	11843.27	11271.27	10065.25	10445.67	106726.53
108	MPCL	KOONJ-1A	34.85	36.05	35.24	35.47	34.46	35.07	33.05	28.22	30.01	302.42
109		SUJJAL	397.38	395.46	329.55	390.77	385.08	326.65	296.91	225.55	220.66	2968.01
110		SUJAWAL	169.38	157.73	169.95	167.98	161.03	179.50	275.06	309.39	288.18	1878.20
111		MARI	19380.13	19204.45	18662.86	17849.43	16082.84	18091.64	18223.93	17664.15	18951.28	164110.71
		SUB TOTAL	19981.74	19793.69	19197.60	18443.65	16663.41	18632.86	18828.95	18227.31	19490.13	169259.34
112	OGDCL	BOBI	264.66	157.52	173.40	175.50	166.50	172.05	171.64	160.95	172.05	1614.27
113		BALUCH	0.00	0.00	0.00	11.10	30.50	44.90	52.17	55.10	71.75	265.52
114		CHAK 2	55.51	86.65	97.50	121.75	162.65	285.07	364.96	357.79	357.55	1889.43
115		CHAK 7A	6.99	7.13	12.71	17.91	19.55	19.70	22.84	23.66	20.41	150.90
116		CHAK 63	56.61	148.08	185.45	173.18	167.73	131.78	129.25	137.26	145.71	1275.05
117		CHAK 63 SOUTH EAST	34.95	62.37	81.64	68.75	78.52	71.86	80.13	97.61	118.27	694.10
118		CHAK 66NE	13.72	5.94	0.00	0.00	0.00	0.00	5.84	0.00	0.00	25.50
119		HAKEEM DAHO	392.27	474.70	429.65	312.05	379.24	424.68	351.15	391.97	432.05	3587.76
120		DACHRAPUR	286.09	284.67	274.28	282.09	271.81	245.81	243.84	229.65	253.55	2371.79
121		JAKHRO	175.58	233.75	221.73	163.70	208.89	160.68	93.85	59.18	79.50	1396.86
122		NUR BAGHLA	141.28	134.28	124.20	119.28	108.40	108.38	102.68	93.90	131.20	1063.60
123		NOORAI JAGIR	0.00	0.00	18.35	42.01	103.34	183.21	197.29	176.02	177.41	897.63
124		NIM	44.67	43.73	41.67	42.65	37.35	33.42	33.33	27.51	33.26	337.59
125		KUNNAR	567.15	560.85	377.55	399.75	387.60	400.52	400.52	382.76	413.90	3890.60
126		KUNNAR PASAKHI DEEP	3251.56	3517.67	2793.32	3469.61	3364.26	3205.64	3573.44	2212.18	2534.83	27922.51
127		SARI HUNDI	51.85	49.62	50.94	52.50	45.34	39.85	37.48	30.64	28.93	387.15
128		PAKHRO	0.00	0.00	0.00	0.00	0.00	0.00	0.00	0.00	0.00	0.00
129		QADIRPUR	11840.73	11047.91	11445.88	11702.44	11302.25	11541.45	11479.64	10151.73	10323.78	100835.81
130		PASAKHI	20.62	20.62	19.95	20.62	19.95	20.62	20.63	19.29	20.62	182.92
131		MARU-RETI	459.68	459.55	445.59	415.14	435.77	440.33	428.16	385.92	388.68	3858.82
		SUB TOTAL	17663.92	17295.04	16793.81	17590.03	17289.65	17529.95	17788.84	14993.12	15703.45	152647.81
132	OMV	MIANO	2805.00	3070.00	2697.00	2789.00	2714.00	2757.00	2845.00	3390.00	3433.00	26500.00
133		LATIF	2599.00	3396.00	3182.00	3234.00	3042.00	2849.00	2648.00	2220.00	2298.00	25468.00
134		SAWAN	2843.00	2827.00	2651.00	2671.00	2553.00	2596.00	2555.00	2471.00	2490.00	23657.00
135		TAJJAL	177.00	178.00	175.00	160.00	132.00	45.00	95.00	85.00	18.00	1065.00
		SUB TOTAL	8424.00	9471.00	8705.00	8854.00	8441.00	8247.00	8143.00	8166.00	8239.00	76690.00

Contd.

3.2 Production of Natural Gas

Unit:(MCFT)

S.No	Company	Field	JUL,15	AUG,15	Sep ,15	Oct,15	Nov,15	Dec,15	Jan,16	Feb,16	Mar,16	Cummulative Total from July 2015
136	PPL	CHACHAR	106.00	93.86	99.72	105.00	79.00	74.00	100.00	82.00	97.00	836.58
137		ADAM	537.00	433.43	547.29	528.00	199.00	70.00	0.00	0.00	79.00	2393.72
138		ADAM WEST	0.00	0.00	0.00	0.00	340.00	506.00	585.00	542.00	492.00	2465.00
139		KANDHKOT	5803.00	5555.00	5377.71	5597.00	4505.00	2811.00	3952.00	2986.00	2754.00	39340.71
140		KINZA	74.00	70.38	30.45	0.00	0.00	0.00	0.00	0.00	0.00	174.83
141		SHAHDAD	0.00	0.00	139.36	226.00	211.00	239.00	235.00	223.00	211.00	1484.36
142		MAZRANI	137.00	116.77	128.00	131.00	126.00	128.00	129.00	118.00	128.00	1141.77
		SUB TOTAL	6657.00	6269.44	6322.53	6587.00	5460.00	3828.00	5001.00	3951.00	3761.00	47836.97
143	PEL	BADAR	370.61	376.37	358.35	369.42	352.38	356.88	355.63	322.29	354.90	3216.83
144		BLOCK-22	241.35	251.75	236.43	266.68	259.48	254.27	304.57	263.37	335.38	2413.28
		SUB TOTAL	611.96	628.12	594.78	636.10	611.86	611.15	660.20	585.66	690.28	5630.11
145	HYCARBEX	HASEEB	0.00	0.00	0.00	0.00	0.00	0.00	0.00	0.00	0.00	0.00
		SUB TOTAL	0.00	0.00	0.00	0.00	0.00	0.00	0.00	0.00	0.00	0.00
146	POGC	REHMAN	287.75	173.27	289.09	285.72	272.72	277.75	278.79	257.96	273.35	2396.40
		SUB TOTAL	287.75	173.27	289.09	285.72	272.72	277.75	278.79	257.96	273.35	2396.40
147	OMV MAURICE	SAQIB	0.00	0.00	0.00	0.00	0.00	0.00	0.00	0.00	0.00	0.00
148		MEHAR	741.99	628.63	560.46	570.55	531.80	447.35	380.48	422.84	471.71	4755.81
		SUB TOTAL	741.99	628.63	560.46	570.55	531.80	447.35	380.48	422.84	471.71	4755.81
		TOTAL	86145.53	86568.31	83095.80	85184.55	80110.94	81296.49	81905.49	74199.42	78787.10	737293.63
		KHYBER .P.K										
1	OGDCL	CHANDA	95.74	91.27	111.20	91.57	90.37	92.71	97.71	85.14	89.02	844.73
2		NASHPA	2579.36	2428.11	2576.93	2658.68	2572.61	2624.74	2629.66	2459.67	2627.28	23157.04
3		MELA	327.39	320.36	296.26	311.88	304.84	504.13	521.40	473.29	514.18	3573.73
		SUB TOTAL	3002.49	2839.74	2984.39	3062.13	2967.82	3221.58	3248.77	3018.1	3230.48	27575.5
4	MOL	MAKORI	27.90	23.11	27.00	31.89	29.10	28.58	26.86	24.47	26.94	245.85
5		MAKORI EAST	2254.21	1390.29	1968.48	2396.25	2556.10	2624.15	2527.89	2420.02	2604.32	20741.71
6		MAMIKHEL	973.80	971.44	949.00	1002.16	949.93	969.54	953.95	880.93	922.63	8573.38
7		MANZALAI	1951.11	1778.91	1523.77	1492.55	1352.48	1376.76	1350.22	1246.65	4062.28	16134.73
8		MARAMZAI	3050.07	3717.23	3898.00	4014.69	3920.06	4052.62	4064.61	3801.16	1312.92	31831.36
		SUB TOTAL	8257.09	7880.98	8366.25	8937.54	8807.67	9051.65	8923.53	8373.23	8929.09	77527.03
		TOTAL	11259.58	10720.72	11350.64	11999.67	11775.49	12273.23	12172.30	11391.33	12159.57	105102.53
		BALUCHISTAN										
1	OGDCL	LOTI	568.89	550.63	563.92	684.95	744.70	755.24	750.77	637.59	856.80	6113.49
2		PIRKOH	410.35	400.28	388.30	391.02	356.80	361.40	363.60	319.80	356.55	3348.10
3		UCH	12377.80	12699.30	11666.20	8914.60	11618.80	12990.40	11625.20	9487.60	8645.10	100025.00
		SUB TOTAL	13357.04	13650.21	12618.42	9990.57	12720.30	14107.04	12739.57	10444.99	9858.45	109486.59
4	MPCL	ZARGHUM SOUTH	437.14	420.94	379.94	408.57	337.07	372.82	367.12	336.52	296.12	3356.24
		SUB TOTAL	437.14	420.94	379.94	408.57	337.07	372.82	367.12	336.52	296.12	3356.24
5	PPL	SUI	13328.00	13437.48	12839.10	13350.00	13244.00	13826.00	14062.00	12768.00	13567.00	120421.58
		SUB TOTAL	13328.00	13437.48	12839.10	13350.00	13244.00	13826.00	14062.00	12768.00	13567.00	120421.58
		TOTAL	27122.18	27508.63	25837.46	23749.14	26301.37	28305.86	27168.69	23549.51	23721.57	233264.41
		GRAND TOTAL	128983.32	129332.24	124674.92	124743.00	122393.82	126568.42	125672.01	113446.72	119259.10	1115073.55

3.3 Company wise Production of Crude Oil and Natural Gas for the month of March, 2016

Name of Company	Crude Oil (US Barrel)	Number of Oil Fields	% Share in Total Production	Natural Gas (MCFt)	Number of Gas Fields	% Share in Total Production
OGDCL	1308519	39	48.87	30575.38	35	25.64
PPL	239261	7	8.94	19026	8	15.95
MPCL	60058	6	2.24	19809.57	6	16.61
UEPL	266088	66	9.94	15609.15	84	13.09
OMV	2662	2	0.10	8239.00	4	6.91
BHP	16038	1	0.60	4103.36	1	3.44
Eni(Pak)	12141	3	0.45	10445.67	3	8.76
OMV Maurice	37221	1	1.39	471.71	1	0.40
OPL	28724	3	1.07	414.38	2	0.35
POL	45928	8	1.72	326.75	6	0.27
Dewan	2434	1	0.09	345.41	1	0.29
MOL	658293	5	24.59	8929.09	5	7.49
Hycarbex	-	-	-	0	1	0.00
POGC	-	-	-	273.35	1	0.23
PEL	-	-	-	690.28	2	0.58
Total	2677367	142	100	119259.10	160	100

3.4 Province wise Production of Crude Oil and Natural Gas for the month of March, 2016

Province	Crude Oil (US Barrel)	Number of Oil Fields	% Share in Total Production	Natural Gas (MCFt)	Number of Gas Fields	% Share in Total Production
Punjab	478055.0	26	17.9	4590.9	23	3.8
Sindh	819265.0	105	30.6	78787.1	124	66.1
KPK	1376540.0	8	51.4	12159.6	8	10.2
Balochistan	3507.0	3	0.1	23721.6	5	19.9
Total	2677367.0	142	100.0	119259.10	160	100.0

Source: Directorate General of Petroleum concession
M/O Petroleum & Natural Resources Islamabad.

3.5 Production of Crude Oil, Natural Gas and Electricity

Year / Month	Crude Oil (000 Barrels)	Natural Gas (MCFT)	Total (Elec. Gen. Mn.Kwh)	Hydel	Thermal	Renewable	Nuclear
2010-11	24041	1471590	86873	31781	52376	----	2716
2011-12	24573	1558960	67272	28431	53571	----	5270
2012-13	27841	1505839	86190	29687	51950	----	4553
2013-14	31585	1493686	101524	31698	64924	----	4902
2014-15	34490	1465758	100318	32286	62415	802**	5617
2015	Mar	2945	123283	6765	1336	4895	534
	Apr	2839	119037	7242	1457	5277	508
	May	2799	125035	9680	3347	5799	534
	Jun	2682	122819	10345	3937	5920	488
	Jul	2730	129017	10996*	4497	5968	23
	Aug	2561	129332	10664*	4353	6020	34
	Sep	2602	124675	9932*	4112	5571	26
	Oct	2724	124743	8287*	2467	5553	19
	Nov	2699	122489	6697*	2266	4142	18
	Dec	2788	126568	7358*	1755	5315	28
2016	Jan	2706	125671	7564*	837	6367	28
	Feb	2532	113447	7134*	2166	4461	34
	Mar	2677	119259	7487*	1815	5147	18

*= Provisional

**= Figure taken from Hydrocarbon Development Institute of Pakistan

Source i) Directorate General of Petroleum concession
M/O Petroleum & Natural Resources Islamabad
ii) Electricity Generating Establishments

3.6 Mineral Production

(Thousand Tonnes)

Year / Month	Marble	Arg Clay	Silica Sand	Gypsum	Lime Stone	Ordinary Stone(MT)	Rock Salt	Coal	Copper (MT)	Copper Blister (MT)	
2010-11	1133	4484	301	885	32021	6685	1954	3292	-	15672	
2011-12	1751	4562	270	1260	35016	6540	2136	3179	-	17931	
2012-13	2360	4513	356	1250	38932	4890	2160	2813	-	12285	
2013-14	2591	4935	268	1322	36463	2895	2220	3311	500	6538	
2014-15	2462	5097	269	1417	39819	2155	2136	3407	149	282161	
2015	Mar	295	633	27	86	3479	150	119	296	-	-
	Apr	314	507	20	117	3793	150	151	301	-	-
	May	284	564	24	148	3734	200	202	306	-	-
	Jun	209	425	28	118	3452	-	224	244	-	-
	Jul	190	300	20	156	4202	250	307	216	-	2389
	Aug	318	449	35	137	3189	300	309	237	-	0
	Sep	295	481	32	177	3836	80	304	269	-	0
	Oct	292	442	37	155	4011	0	278	299	-	0
	Nov	397	499	34	165	3809	0	295	201	-	0
	Dec	394	444	36	178	4418	0	263	288	-	0
2016	Jan	500	360	32	147	3864	0	303	436	-	0
	Feb	582	401	36	159	3974	0	328	312	-	0
	Mar	474	605	30	172	4705	0	307	368	-	0

Source: Provincial Directorates of Mines & Minerals Punjab, Sindh, KPK, Balochistan & FATA.

3.6 Mineral Production

(Tonnes)

Year / Month	Iron ore	Bauxite	Barytes	Bentonite	Calcite	China Clay	Chalk	Chromite	Dolomite	Laterite	
2010-11	329100	9033	31836	30840	607	16055	1100	148034	240111	298994	
2011-12	384893	30223	48510	16520	170	21555	2749	179203	198392	293625	
2012-13	408604	25288	118471	26077	550	22917	810	136443	335819	328067	
2013-14	192749	31156	132433	40650	436	16191	1005	83447	592918	380166	
2014-15	328915	24689	204735	22703	1694	18956	515	100516	223117	392347	
2015	Mar	26611	2605	3840	1753	-	773	-	8969	7660	30460
	Apr	22979	2362	3765	1799	-	1518	-	9377	8215	38430
	May	18785	1826	3456	1132	-	2435	-	10987	10570	41134
	Jun	16851	1787	2940	513	-	2025	0	7993	8218	30837
	Jul	25846	2350	1603	2577	280	720	40	4737	27452	27843
	Aug	17416	3019	3665	2461	56	3383	60	5127	27729	66634
	Sep	25757	1076	779	2903	70	2077	0	6086	23641	49643
	Oct	141766	1225	22529	13862	42	1054	0	9632	37895	61156
	Nov	34923	2713	16138	1358	98	1527	0	10454	73280	51601
	Dec	37849	7596	24942	2531	112	2116	0	9440	29184	89473
2016	Jan	34660	6062	28053	2575	140	1886	0	3706	68075	84768
	Feb	40617	8586	18028	2299	154	1682	0	2761	90732	69148
	Mar	36575	4741	16596	2445	112	1545	50	4178	70301	45229

Source: Provincial Directorates of Mines & Minerals Punjab, Sindh, KPK, Balochistan & FATA.

3.6 Mineral Production

Year / Month	Feldspar	Fire Clay	Flourite	Fullers Earth	Magnesite	Magnese	Ocher	Ord Sand/Bajri Sand	Soap Stone	Sulphur	
2010-11	23254	274042	3156	4180	4908	785	36078	-	47561	27645	
2011-12	53235	408187	6859	6906	5444	345	42107	-	55515	25560	
2012-13	38218	454645	13344	4259	6705	290	37769	2141	93214	20610	
2013-14	81858	458037	7500	6397	3770	3945	32634	3500	72234	35672	
2014-15	38568	405565	5917	8005	4611	4790	33909	2490	100724	19730	
2015	Mar	1159	27704	98	897	320	200	3143	-	3917	2356
	Apr	2680	41274	275	968	272	320	5173	-	12140	2200
	May	2492	42765	234	857	96	340	3891	-	12158	148
	Jun	5270	40267	174	808	304	120	1189	-	7413	269
	Jul	12552	46039	150	253	0	64	1906	0	9682	1071
	Aug	22459	53471	290	523	3914	112	3002	0	8563	840
	Sep	19833	40893	1180	2171	4955	0	4285	0	9413	1100
	Oct	16955	37189	1972	498	5275	0	10260	0	9659	327
	Nov	17791	42638	1032	1177	5629	0	7053	3205	11361	623
	Dec	34637	37471	830	656	3010	0	2709	3305	13712	1532
2016	Jan	34697	41447	1375	948	2672	0	2360	0	12856	1555
	Feb	31891	34871	1226	1433	1366	70	6827	0	14020	1459
	Mar	26511	48568	524	1811	2690	0	5854	0	8349	1165

Source: Provincial Directorates of Mines & Minerals Punjab, Sindh, KPK, Balochistan & FATA.

4. HEALTH

4.1(a) Monthly Immunization Coverage Number of doses administered (0-11 months)children during 2015

Month(s)	BCG	OPV-0	OPV-1	OPV-2	OPV-3	IPV
Jan	502176	421923	482507	444166	435668	318011
Feb	501766	413988	493864	461716	444755	325668
Mar	477669	395338	514010	483116	468293	135388
Apr						
May						
Jun						
Jul						
Aug						
Sep						
Oct						
Nov						
Dec						
Total	1481611	1231249	1490381	1388998	1348716	779067

 Contd.

4.1(a) Monthly Immunization Coverage
Number of doses administered (0-11 months)children during 2015

Month(s)	Pentava- lent-1	Pentava- lent-2	Pentava- lent-3	Pneumo-1	Pneumo-2	Pneumo-3	Measles-1
Jan	482382	446002	435745	479952	444436	433313	427483
Feb	495984	461544	444500	496368	460891	444380	427130
Mar	510722	483235	467957	512934	483067	468566	461428
Apr							
May							
Jun							
Jul							
Aug							
Sep							
Oct							
Nov							
Dec							
Total	1489088	1390781	1348202	1489254	1388394	1346259	1316041

Source : National Institute of Health, Islamabad.

4.1(b) Monthly Immunization Coverage
Number of doses administered (12-23 Months) children during 2016

Month	BCG	OPV-1	OPV-2	OPV-3	Pentava- lent-1	Pentava- lent-2	Pentava- lent-3	Pneumo-1	Pneumo-2	Pneumo- 3	Measles- 2
Jan	291	21	24	35	21	24	35	3	0	0	350935
Feb	874	734	569	678	734	569	731	6	4	3	370272
Mar	96	1617	1133	1100	1596	1118	1088	2	2	2	402196
Apr											
May											
Jun											
Jul											
Aug											
Sep											
Oct											
Nov											
Dec											
Total	1261	2372	1726	1813	2351	1711	1854	11	6	5	1123403

BCG = Bacillus of Chalmette and Guerin
 OPV = Oral Polio Vaccine

Source : National Institute of Health, Islamabad.

4.1(c) Monthly Immunization Coverage
Number of TT doses administered to women during 2016

MONTH	Pregnant Women					Childbearing age women				
	TT1	TT2	TT3	TT4	TT5	TT1	TT2	TT3	TT4	TT5
Jan	359337	308399	30488	8007	4193	17768	12649	8592	2335	1118
Feb	369976	309473	29053	7521	5152	30247	21205	13193	4435	1702
Mar	395273	332035	31001	8270	4688	20380	14121	9446	2959	1385
Apr										
May										
Jun										
Jul										
Aug										
Sep										
Oct										
Nov										
Dec										
Total	1124586	949907	90542	23798	14033	68395	47975	31231	9729	4205

TT = Tetanus Toxioid

Source : National Institute of Health, Islamabad.

4.2 Monthly Report on HIV Treatment Centres March, 2016

S. No	Centre Name	Male		Female		Children		Transgender		Total	Total on ART
		Total	On ART	Total	On ART	Total	On ART	Total	On ART		
Federal											
1	PIMS, Islamabad	1864	832	352	242	39	37	7	4	2262	1115
Punjab											
2	Mayo Hospital, Lahore	583	269	65	43	6	1	15	3	669	316
3	Services Hospital, Lahore	305	210	113	86	32	8	0	0	450	304
4	Peaditric Unit, Services Hospital, Lahore	0	0	0	0	238	153	0	0	238	153
5	Shaukat Khanum Hospital, Lahore	248	232	171	150	16	1	0	0	435	383
6	Jinnah Hospital, Lahore	1034	566	248	158	0	0	45	27	1327	751
7	DHQ Hospital, Sargodha	469	153	49	22	10	3	0	0	528	178
8	DHQ Hospital, D.G Khan	1321	1005	298	218	48	48	4	3	1671	1274
9	Allied Hospital, Faisalabad	890	693	80	70	0	0	1	1	971	764
10	Aziz Bhatti Hospital, Gujrat	603	386	288	213	0	0	0	0	891	599
Sindh											
11	Civil Hospital, Karachi	3276	1332	287	197	27	0	51	20	3641	1549
12	Peaditric Unit, Civil Hospital, Karachi	0	0	0	0	78	47	0	0	78	47
13	Indus Hospital, Karachi	409	225	94	54	0	0	7	5	510	284
14	Aga Khan Hospital, Karachi	0	0	0	0	42	35	0	0	42	35
15	Chanka Medical College Hospital, Larkana	902	490	190	112	16	4	28	12	1136	618
Khyber Pakhtunkhwa											
16	Hayatabad Medical Complex, Peshawar	1602	1150	489	373	78	37	4	4	2173	1564
17	KDA Hospital, Kohat	201	141	96	78	15	10	0	0	312	229
Balochistan											
18	Bolan Medical Complex, Quetta	294	182	64	49	9	11	3	0	370	242
Total		14001	7866	2884	2065	654	395	165	79	17704	10405

Source:- National Aids Control Programme, NIH, Islamabad.

4.3(a) Register Veterinary Medical Practitioner With PVMC- 2016

RVMP Registration for the year of 2016	Male	Female	D.V.M	M.Sc	M.Phil	Ph.D	Total
Jan	58	10	68	Nil	Nil	Nil	68
Feb	98	10	107	Nil	Nil	1	108
Mar	100	10	110	Nil	Nil	Nil	110
Apr							
May							
Jun							
Jul							
Aug							
Sep							
Oct							
Nov							
Dec							
Total	256	30	285	Nil	Nil	1	286

Total RVMP Registered since 1st January 2016 to 31st March 2016=286
Total RVMP Registered since 30th May 2000 to 31st March 2016= 10408

Source:- Pakistan Veterinary Medical Council, Islamabad.

4.3(b) Registered Animal Husbandry Graduate With PVMC- 2016

RVMP Registration for the year of 2016	Male	Female	B.Sc. (Hons) A.H	M.Sc.	Ph.D	Total
Jan	Nil	Nil	Nil	Nil	Nil	Nil
Feb	Nil	Nil	Nil	Nil	Nil	Nil
Mar	Nil	Nil	Nil	Nil	Nil	Nil
Apr						
May						
Jun						
Jul						
Aug						
Sep						
Oct						
Nov						
Dec						
Total	Nil	Nil	Nil	Nil	Nil	Nil

Total RAHG Registered since 1st January 2016 to 29th February 2016=Nil
 Total RAHG Registered since 30th May 2000 29th February 2016= 486

Source:- Pakistan Veterinary Medical Council, Islamabad.

4.4 Tuberculosis Report (FTI) (Jan- Mar, 2016)

Provinces/Regions	TB Cases NSS+	CDR SS+**	TB All Types			CDR Total	% Treatment Success Rate* (TSR)
			Male	Female	Total		
Punjab	20691	63	27298	26621	53919	81	NA
Sindh	6723	46	8279	8102	16381	54	NA
K.P.K	3272	39	4656	5219	9875	57	NA
Balochistan	877	26	991	1291	2282	34	NA
F.A.T.A	326	23	468	541	1009	34	NA
Gilgit Baltistan	30	7	146	206	352	40	NA
AJK	422	24	655	713	1368	38	NA
ICT	103	28	266	226	492	63	NA
Pakistan	32444	51	42759	42919	85678	66	NA

CDR : Case Deduction Rate

SS+ Sputum Smear Positive

* Available One Year Lag

** Based on revised WHO estimates.

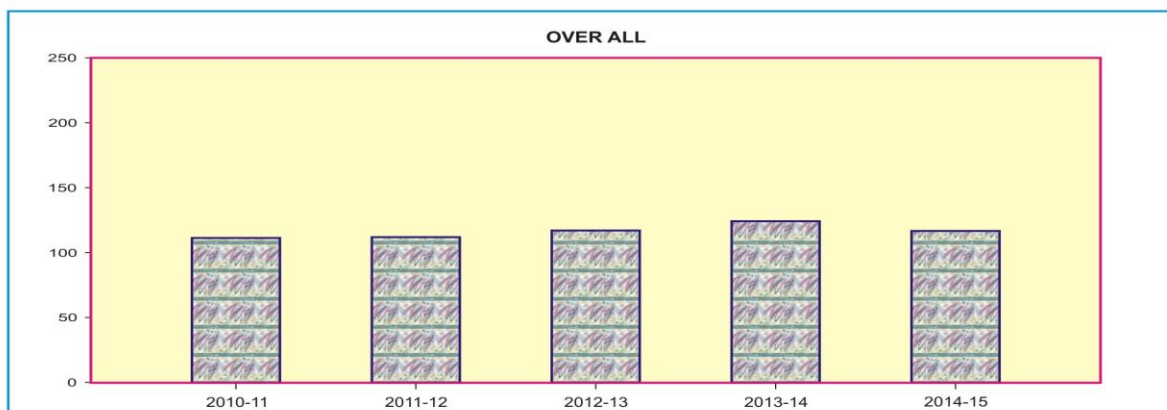
Source: National TB Control Programme NIH, Islamabad.

5. MANUFACTURING

5.1 Quantum Index Numbers of Large-Scale Manufacturing Industries

Year/month	Manufacturing (Over all)	Selected Items						
		Vegetable Ghee	Tea Blended	Cigarettes	Cotton Yarn	Cotton Cloth	Jute Goods	Paper & Board
(2005-06=100)								
2010-11	111.14	94.81	103.43	101.97	115.43	112.89	89.16	95.79
2011-12	112.44	95.76	118.91	96.60	116.03	113.23	90.03	116.64
2012-13	117.35	98.88	141.83	105.05	120.16	113.86	98.39	135.35
2013-14	123.68	102.92	160.00	100.54	130.52	114.64	97.34	150.82
2014-15	117.04	102.75	184.39	97.71	131.94	114.73	90.32	150.24
2015 Mar	145.28	99.51	200.92	126.72	132.47	114.98	97.41	135.72
Apr	133.93	102.74	149.83	138.60	132.71	115.05	94.87	130.12
May	127.22	108.10	163.04	127.58	132.97	115.25	86.37	128.06
Jun	122.60	109.36	161.49	30.87	133.06	114.98	79.67	135.65
Jul	115.73	105.14	185.89	61.44	133.73	115.55	60.46	88.85
Aug	123.88	108.31	207.58	100.75	133.58	115.51	81.67	148.32
Sep	122.35	104.36	200.28	83.35	133.92	115.38	67.23	136.55
Oct	124.32	109.49	213.53	75.23	134.15	115.44	70.53	147.61
Nov	123.69	105.39	232.75	72.93	133.89	114.85	69.39	127.76
Dec	140.65	109.28	237.15	69.36	133.92	114.98	61.24	112.40
2016 Jan	153.45	110.29	243.23	116.75	133.99	115.05	44.85	146.61
Feb	145.03	106.45	231.23	109.34	132.50	114.32	35.19	152.12
Mar	156.38	109.50	229.09	113.34	133.21	114.85	30.79	147.92

QUANTUM INDEX NUMBERS OF LARGE - SCALE
MANUFACTURING INDUSTRIES



5.1 Quantum Index Numbers of Large-Scale Manufacturing Industries

Year/month	Selected Items				
	Cement	Auto Mobile	Fertilizers		
			Nit Fertilizer	Phos Fertilizer	Total
(2005-2006=100)					
2010-11	154.69	103.80	93.26	126.93	96.29
2011-12	159.22	107.31	93.91	121.21	96.37
2012-13	167.29	93.54	88.40	133.94	92.49
2013-14	169.24	91.15	104.81	137.52	107.75
2014-15	173.37	112.59	108.90	150.60	112.66
2015 Mar	173.76	136.06	109.29	159.16	113.78
Apr	189.66	138.45	111.63	165.89	116.51
May	187.91	136.57	108.77	183.03	115.45
Jun	186.49	129.48	121.11	178.15	126.24
Jul	136.91	114.69	128.20	173.22	132.25
Aug	177.44	141.81	123.63	182.68	128.95
Sep	183.58	127.46	120.87	169.45	125.24
Oct	171.82	133.84	133.38	179.99	137.57
Nov	204.40	134.00	125.39	162.70	128.75
Dec	202.78	126.98	125.59	170.03	129.59
2016 Jan	191.86	143.11	118.53	99.45	116.81
Feb	195.09	113.47	118.95	153.51	122.06
Mar	211.05	133.79	128.32	154.88	130.71

Source:- Ministry of industries.

Contd.

5.2 Production of Manufacturing Items

Year/month	Vegetable Ghee (i)		Sugar (i)		Tea Blended (ii)	
	No. of reporting factories	Production (Tonnes)	No. of reporting factories	Production (Tonnes)	No. of reporting factories	Production (Tonnes)
2011-12	87	1102861	78	4634093	5	75628
2012-13	87	1138754	78	5073501	5	90201
2013-14	87	1185215	78	5582353	5	101758
2014-15	87	1184760	84	5149776	10	117270
2015 Mar	94	95498	84	1074206	10	10649
Apr	94	98599	84	312672	10	7941
May	94	103746	84	24696	10	8641
Jun	94	104948	84	0	10	8559
Jul	94	100903	84	0	10	9852
Aug	94	103947	84	0	10	11002
Sep	94	100153	84	0	10	10615
Oct	94	105079	84	0	10	12271
Nov	94	101141	84	8148	10	12326
Dec	94	104879	84	916583	10	12569
2016 Jan	94	105848	84	1441722	10	12891
Feb	94	102164	84	1157607	10	12255
Mar	94	105083	84	1425593	10	12142

Contd.

5.2 Production of Manufacturing Items

Year/month	Beverages (i)		Cigarettes (ii)	
	No. of reporting factories	Production (000 litres)	No.of reporting factories	Production (Million Nos.)
2010-11	53	1491978	14	65403
2011-12	53	1813294	14	61954
2012-13	53	2078683	14	67377
2013-14	53	2551646	14	64482
2014-15	48	2955748	7	62667
2015 Mar	48	228860	7	6773
Apr	48	298195	7	7408
May	48	317731	7	6819
Jun	48	297302	7	1650
Jul	48	338848	7	3284
Aug	48	289213	7	5385
Sep	48	297891	7	4455
Oct	48	269117	7	4021
Nov	48	184941	7	3898
Dec	48	159004	7	3707
2016 Jan	48	163224	7	6240
Feb	48	208576	7	5844
Mar	48	262459	7	6058

* In the new base 2005-06 Beverages has been replaced by soft drinks, juices, syrups and squashes and liquors.

Source: (i) Provincial Bureaux of Statistics
(ii) Ministry of Industries

5.2 Production of Manufacturing Items

Year/ month	No. of reporting factories	Cotton Textiles (Mills sector)												
		Capacity installed			Capacity worked			Spindle hours worked (Mn. No.)	Looms hours worked (Mn.No.)	Rotors hours worked (Mn.No.)	Consumption of Raw Cotton (Tonnes)	Total Yarn Production (Tonnes)	Surplus Yarn (Tonnes)	Total Production of Cloth(000) (Sq.m)
		No. of Spindles (000)	No. of Looms (000)	No. of Rotors (000)	No. of Spindles (000)	No. of Looms (000)	No. of Rotors (000)							
2011-12	433	11762392	7170	196514	10660925	4900	138775	6401.01	2	40	2964350	2954630	2857.29	1023350
2012-13	447	11945958	7723	213892	10871886	4899	150034	6425.10	2	41	309696	3059976	2960.87	1029090
2013-14	411	13184340	7934	185387	10998890	5890	125420	6601.98	2	41	3372364	3323655	3222.13	1036100
2014-15	411	13184340	7934	185387	11057945	5234	113323	6559.47	2	41	3405727	3359978	3358.35	1036950
2015 Mar	411	13184340	7934	185387	10169981	4920	106296	6584	2	41	228850	281119	252.02	86600
Apr	411	13184340	7934	185387	10218429	4903	107277	6574	2	41	222080	281619	251.57	86650
May	411	13184340	7934	185387	10308707	5607	113966	6610	2	41	223070	282169	252.27	86800
Jun	411	13184340	7934	185387	11037945	5234	113323	6559	2	41	236841	282369	252.28	86600
Jul	411	13184340	7934	185387	9896753	4840	102256	6383	2	40	-	283780	275.1	87033
Aug	411	13184340	7934	185387	9897873	4785	103179	6384	2	41	-	283479	274.79	87000
Sep	411	13184340	7934	185387	9893706	4755	104647	6381	2	41	-	284185	275.5	86900
Oct	411	13184340	7934	185387	10001567	4826	108009	6451	2	41	-	284685	276	86950
Nov	411	13184340	7934	185387	10085159	4910	108230	6504	2	41	-	284135	275.45	86500
Dec	411	13184340	7934	185387	10169735	4940	108221	6559	2	41	-	284185	275.5	86600
2016 Jan	411	13184340	7934	185387	10171194	4914	106054	6560	2	40	-	284335	275.65	86650
Feb	411	13184340	7934	185387	10185399	4905	106493	6569	2	40	-	281185	272.5	86100
Mar	411	13184340	7934	185387	10232372	5143	109180	6599	2	40	-	282645	274	86500

Source: Textile Commissioner Organization Karachi

Contd.

5.2 Production of Manufacturing Items

Year / month	Cotton Cloth (Mills Sector) (Thousand square metres)															Grand Total
	Fine					Medium					Coarse					
	Grey	Blea- ched	Dyed & Printed	Blen- ded	Total	Grey	Blea- ched	Dyed & Printed	Blended	Total	Grey	Blea- ched	Dyed & Printed	Blended	Total	
2011-12	332778	34566	80544	43324	491212	115062	51629	180058	4842	351591	116798	21582	37534	5542	181456	1024259
2012-13	330442	41820	85695	40890	498847	119658	53870	173116	4551	351195	115010	34699	23524	5815	179048	1029090
2013-14	331866	42582	88206	41322	503976	122718	55810	172038	6834	357400	116574	30150	18442	9558	174724	1036100
2014-15	331986	42702	88326	41442	504456	122838	55834	172146	7266	358084	116706	29154	18058	10492	174410	1036950
2015- Mar	27681	3574	7376	3469	42100	10252	4668	14362	621	29903	9741	2446	1518	892	14597	86600
Apr	27685	3578	7380	3473	42116	10256	4672	14366	625	29919	9745	2450	1524	896	14615	86650
May	27698	3591	7393	3486	42168	10269	4685	14373	638	29965	9758	2463	1537	909	14667	86800
Jun	27681	3574	7376	3469	42100	10252	4672	14356	621	29901	9741	2446	1520	892	14599	86600
Jul	27717	3610	7412	3505	42244	10288	4708	14392	657	30045	9777	2482	1556	929	14744	87033
Aug	27714	3607	7409	3502	42232	10285	4705	14389	654	30033	9774	2479	1556	926	14735	87000
Sep	27706	3599	7401	3494	42200	10277	4697	14381	646	33301	9766	2471	1548	922	14707	86908
Oct	27710	3603	7405	3498	42216	10285	4701	14385	650	30021	9770	2475	1552	926	14723	86960
Nov	27672	3565	7367	3460	42064	10247	4663	14347	612	29869	9732	2433	1514	888	14567	86500
Dec	27678	3577	7379	3472	42106	10262	4669	14353	618	29902	9739	2439	1520	894	14592	86600
2016 Jan	27681	3580	7382	3475	42118	10265	4672	14356	621	29914	9752	2442	1523	901	14618	86650
Feb	27634	3533	7335	3428	41930	10218	4625	14309	574	29726	9705	2409	1476	854	14444	86100
Mar	27566	3465	7267	3390	41688	10173	4587	14261	536	29557	9657	2351	1431	816	14255	85500

Source: Textile Commissioner's Organization.

Contd.

5.2 Production of Manufacturing Items

Year / month	No. of reporting factories	Jute Textiles									Raw Jute consumed (Bales)
		Capacity installed		Capacity worked		Production (Tonnes)					
		No. of Spindles	No. of Looms	No. of Spindles	No. of Looms	Total	Hessian	Sacking	Others		
2011-12	8	36172	1851	25085	972	94087	15960	67138	10989	44661	
2012-13	8	36392	1755	23759	974	102820	12748	77188	12884	57118	
2013-14	5	24200	1091	20185	880	101722	15142	71339	15241	41582	
2014-15	5	24544	1092	20607	847	94392	13126	64840	16426	40107	
2015 Mar	5	24544	1092	22305	871	8483	1210	5789	1484	47695	
Apr	5	24544	1092	21505	884	8262	943	5907	1412	47436	
May	5	24544	1092	21505	884	7522	890	5432	1200	47436	
Jun	5	24544	1092	20607	847	6938	1189	4662	1087	40107	
Jul	5	24472	1091	21401	965	5265	1051	3356	858	32743	
Aug	5	24272	1108	21535	866	7112	1408	4509	1195	32676	
Sep	5	24272	1108	22661	892	5855	1073	3713	1069	32676	
Oct	5	24272	1108	20521	800	6142	1285	3331	1526	37681	
Nov	5	24272	1108	20205	799	6043	1248	3296	1499	37185	
Dec	5	24272	1134	20202	816	5333	1383	2829	1121	37158	
2016 Jan	5	24272	1134	19699	825	3906	1381	1646	879	24946	
Feb	5	24272	1134	12440	601	3065	1162	1351	552	16715	
Mar	5	24272	1134	12976	568	2681	981	1064	636	36087	

Contd.

5.2 Production of Manufacturing Items

Year/month	Paper		Paper Board	
	No. of reporting factories	Production (Tonnes)	No. of reporting factories	Production (Tonnes)
2010-11	19	228675	12	206065
2011-12	19	246342	12	283025
2012-13	19	232361	12	381938
2013-14	19	218655	12	465845
2014-15	36	203994	21	515657
2015 Mar	36	22031	21	29300
Apr	36	14826	21	34387
May	36	15743	21	32688
Jun	36	17621	21	33684
Jul	36	13993	21	19612
Aug	36	22269	21	33826
Sep	36	19002	21	32642
Oct	36	21161	21	34667
Nov	36	17462	21	30859
Dec	36	19698	21	22811
2016 Jan	36	18074	21	37374
Feb	36	22046	21	35486
Mar	36	19361	21	36581

Contd.

5.2 Production of Manufacturing Items

Year / month	Chemicals (Tonnes)				
	No. of reporting factories	Soda Ash (i)	Caustic Soda (i)	Sulphuric Acid (ii)	Chlorine Gas (ii)
2010-11	2	378048	172031	114773	15157
2011-12	2	370743	179097	100403	15770
2012-13	2	366238	182869	89431	15495
2013-14	2	409148	167465	85348	14960
2014-15	2	437106	183952	70229	17355
2015 Mar	2	39366	17633	4094	1392
Apr	2	38229	19809	4945	1237
May	2	37384	18661	7673	1337
Jun	2	35870	17796	7135	1337
Jul	2	38794	21353	4953	1289
Aug	2	36553	20356	10680	1381
Sep	2	37488	18968	11726	1402
Oct	2	39541	17631	6004	1427
Nov	2	40898	18118	6117	1421
Dec	2	42260	14014	5767	1418
2016 Jan	2	40618	16390	4982	1364
Feb	2	31354	15248	4728	1350
Mar	2	38098	19890	5059	1338

Contd.

5.2 Production of Manufacturing Items

Year/ month	Chemical Fertilizers (Tonnes) (i)						Paints & Varnishes Solid(ii)		Paints & Varnishes Liquid (ii)	
	No. of reporting factories	Urea	Super Phosphate	Ammonium Nitrate	Nitro Phosphate	DI.Amm. Phosphate	No. of reporting factories	Production (Tonnes)	No. of reporting factories	Production (000 Ltrs.)
2010-11	11	4552068	173250	275061	252335	663782	-	25673	-	48924
2011-12	11	4470662	114727	432290	337624	622649	-	23026	-	38371
2012-13	11	4215088	79304	401270	291922	729917	-	28048	-	40528
2013-14	11	4930283	87754	519104	447168	693142	-	37236	-	43077
2014-15	11	5073083	63583	569182	501901	754853	22	48631	20	54028
2015 Mar	14	430642	1580	42453	34228	71277	22	4655	20	4614
Apr	14	418000	1213	64587	55520	67473	22	5094	20	4723
May	14	395415	7208	74246	65555	71840	22	5063	20	4640
Jun	14	453729	7903	68445	63076	69757	22	5332	20	4944
Jul	14	496092	4792	55730	56682	71024	22	4505	20	4606
Aug	14	467534	5322	62107	65076	72436	22	4526	20	4817
Sep	14	461709	7819	58728	59165	67549	22	4527	20	4747
Oct	14	506885	7281	66803	61677	69942	22	4323	20	4847
Nov	14	498904	7712	45114	33691	71054	22	4628	20	4851
Dec	14	469338	3218	72452	65810	65323	22	4055	20	4750
2016 Jan	14	444915	2928	70534	60717	30048	22	4510	20	4926
Feb	14	457990	9504	58519	49746	61555	22	4264	20	4759
Mar	14	516554	0	41068	36929	70855	22	4117	20	4497

Source: (i) M/o. Industries & Production.
(ii) Provincial Bureau of Statistics.

Contd.

5.2 Production of Manufacturing Items

Year/ Month	No. of Reporting Refineries	Petroleum Products (000 Ltrs.)											
		Jet Fuel	Kerosene	Motor Spirit	High Speed Diesel	Diesel Oil N.O.S.	Furnace Oil	Lubri- cating Oil	Jute Batching Oil	Solvent- Neptha	L.P.G.	Petroleum Products N.O.S.	Total Petroleum Products
2010-11	4	1054216	143637	1695852	3851414	51700	2566930	221456	3356	1052751	343250	289826	11274387
2011-12	4	890346	156877	1687118	3828574	30230	2282991	234177	3526	923630	341611	264025	10643104
2012-13	4	936028	179871	2056737	4583975	40041	2777820	224823	3489	898671	420457	272492	12394404
2013-14	4	995514	175699	2171499	5088237	60893	3041178	224608	2789	1008195	380597	279584	13428792
2014-15	4	1032079	218450	2195500	5327291	56827	3121192	209475	2666	1382571	382403	296135	1422589
2015 Mar	4	106019	16010	190592	446868	5992	283817	15864	219	130218	33547	30251	1259397
Apr	4	89118	21748	186913	501255	5770	277082	20076	267	143880	33687	33912	1313709
May	4	91225	21471	192192	502998	5580	281958	20020	287	132841	35058	31700	1315330
Jun	4	87368	18573	185827	489073	3535	273027	19360	255	134963	32924	32977	1277881
Jul	4	79807	23758	189988	461112	6744	271578	20683	125	108261	28356	23816	1214228
Aug	4	89442	23341	194340	451601	3959	262688	17677	266	114278	33458	36078	1227127
Sep	4	92197	13729	201743	484759	2673	284669	18455	124	107141	36241	40783	1282515
Oct	4	88841	9855	198946	454435	3628	304349	20081	219	105934	34386	37307	1257982
Nov	4	88147	12836	193232	433872	3036	249841	20455	123	97235	35582	36623	1172804
Dec	4	99518	16616	194290	464865	2717	288771	19738	163	103605	43794	34505	1268583
2016 Jan	4	89930	13699	151133	388182	3108	262127	21000	82	99283	38599	27148	1094291
Feb	4	87751	11947	162245	404480	1974	242229	19556	230	99512	38614	33319	1101856
Mar	4	101968	11544	179163	411239	2632	238961	17652	0	108985	40188	31282	1143615

Source:- Oil Companies Advisory Committee.

Contd.

5.2 Production of Manufacturing Items

Year/month	Manufacture/Assembly of Automobiles (Nos.) (i)							Bicycles (ii)	
	Cars	Jeeps (4x4)	Light commercial vehicles	Trucks	Buses	Motor Cycles	Tractors	No. of reporting factories	Production (Nos.)
2010-11	133972	883	19142	2810	490	1638457	70855	5	345272
2011-12	154255	451	20929	2597	568	1649532	48152	5	262096
2012-13	120332	1475	14517	1923	522	1675071	50871	5	232979
2013-14	116281	1217	17477	2674	559	1728137	34524	5	203669
2014-15	152524	1109	28189	4039	575	1777251	48883	3	210931
2015 Mar	16826	78	4091	414	36	147736	3946	3	17881
Apr	16378	87	3674	372	65	152013	5438	3	18173
May	15783	107	3599	541	60	162868	4141	3	18409
Jun	15096	47	3395	345	40	171176	3551	3	18909
Jul	12994	82	3070	323	62	155325	2721	3	15464
Aug	16802	130	3840	426	94	178748	2573	3	16020
Sep	15337	75	3568	378	66	163144	2022	3	15419
Oct	15615	54	3587	353	109	173803	2418	3	16002
Nov	15879	69	3780	399	94	165881	2517	3	17039
Dec	15887	44	3578	447	74	157921	813	3	16859
2016 Jan	17333	73	4313	505	70	183060	1418	3	16466
Feb	11908	53	1722	583	95	163919	3124	3	16816
Mar	15312	41	2071	526	82	175384	4336	3	17075

Source:- (i) Ministry of Industries
(ii) provincial Bureau of Statistics

Contd.

5.2 Production of Manufacturing Items

Year/month	Steel Products (Tonnes) (i)					
	Coke	Pig iron	Billets	H.R. sheets/ strips/plates/ coils	C.R. sheets/ strips/plates/ coils	Galvanized sheets
(2005-2006=100)						
2010-11	301701	433104	1628913	358597	87946	2720
2011-12	192876	249135	1616403	180087	25910	0
2012-13	203359	201489	1638501	136823	14885	0
2013-14	31924	89433	2128300	57114	4131	0
2014-15	275777	265478	2730992	127028	2848	0
2015 Mar	32974	44320	240464	11124	0	0
Apr	31204	32345	251471	15457	0	0
May	26776	27306	262017	18045	0	0
Jun	27003	10086	251112	0	0	0
Jul	22646	1509	204258	0	0	0
Aug	13351	0	250000	0	0	0
Sep	10028	0	230000	0	0	0
Oct	11369	0	236000	0	0	0
Nov	0	0	260000	0	0	0
Dec	0	0	255000	0	0	0
2016 Jan	0	0	250000	0	0	0
Feb	0	0	382000	0	0	0
Mar	0	0	349000	0	0	0

Source: Ministry of Industries.

Contd.

5.2 Production of Manufacturing Items

Year/month	Cycle Tyres (i)		Cycle Tubes (i)		Motor tyres (i)		Motor tubes (i)		Cement (ii)	
	No. of reporting factories	Production (000 Nos.)	No. of reporting factories	Production (000 Nos.)	No. of reporting factories	Production (000 Nos.)	No. of reporting factories	Production (000 Nos.)	No. of reporting factories	Production (000 MT)
2010-11	9	2879	9	6534	4	9222	4	19108	21	28716
2011-12	9	3431	9	6846	4	7011	4	20338	21	29557
2012-13	9	3429	9	7746	4	7864	4	20269	21	31055
2013-14	9	4038	9	8061	4	8802	4	20825	21	31418
2014-15	10	4633	10	8391	8	9058	8	22001	23	32185
2015 Mar	10	377	10	666	8	775	8	1841	23	2688
Apr	10	365	10	622	8	804	8	1921	23	2934
May	10	349	10	581	8	801	8	2035	23	2907
Jun	10	333	10	552	8	792	8	2060	23	2885
Jul	10	328	10	549	8	772	8	2069	23	2118
Aug	10	338	10	553	8	862	8	2119	23	2745
Sep	10	338	10	573	8	856	8	2117	23	2840
Oct	10	381	10	633	8	786	8	1985	23	2658
Nov	10	378	10	630	8	807	8	2016	23	3104
Dec	10	369	10	619	8	800	8	2014	23	3137
2016 Jan	10	372	10	630	8	812	8	2014	23	2968
Feb	10	362	10	638	8	797	8	2016	23	3018
Mar	10	347	10	638	8	799	8	2016	23	3265

Source:(i) Provincial Bureaus' of Statistics.
(ii) M/o. Industries & Production.

Contd.

5.2 Production of Manufacturing Items

Year/month	No. of reporting factories	Electric Bulbs (iii) Production (000 Nos.)	No. of reporting factories	Electric Tubes (iii) Production (000 Metres)
2010-11	6	79610	2	1180
2011-12	6	78981	2	1266
2012-13	6	79743	0	0
2013-14	6	75106	0	0
2014-15	7	64753	0	0
2015 Mar	7	4371	0	0
Apr	7	3880	0	0
May	7	4298	0	0
Jun	7	5591	0	0
Jul	7	4580	0	0
Aug	7	4823	0	0
Sep	7	4646	0	0
Oct	7	4498	0	0
Nov	7	5257	0	0
Dec	7	4673	0	0
2016 Jan	7	4575	0	0
Feb	7	6055	0	0
Mar	7	5361	0	0

Source: Provincial Bureaux of Statistics.

Contd.

5.2 Production of Manufacturing Items

Year/month	Sewing Machines		Electric Motors		Electric Transformers		T.V. Sets	
	No. of reporting factories	Production (Nos.)	No. of reporting factories	Production (Nos.)	No. of reporting factories	Production (Nos.)	No. of reporting factories	Production (Nos.)
(2005-2006=100)								
2010-11	8	47026	19	10469	7	13691	9	425592
2011-12	8	39603	19	9126	7	23683	9	268801
2012-13	8	32876	19	7539	7	26411	9	462938
2013-14	8	19834	19	9906	7	12175	9	42600
2014-15	8	19272	19	9013	7	24993	9	42455
2015 Mar	8	827	19	725	7	1510	9	34805
Apr	8	1783	19	749	7	1893	9	33608
May	8	1886	19	731	7	1839	9	35278
Jun	8	2694	19	632	7	1660	9	35267
Jul	8	2269	19	695	7	2333	9	35062
Aug	8	1279	19	737	7	1937	9	37261
Sep	8	1098	19	485	7	2254	9	31905
Oct	8	1379	19	665	7	2199	9	31754
Nov	8	1313	19	705	7	2302	9	41137
Dec	8	1575	19	676	7	3369	9	37852
2016 Jan	8	690	19	518	7	1842	9	41407
Feb	8	638	19	592	7	2581	9	40074
Mar	8	738	19	607	7	3244	9	39784

Source: (i) M/o. Industries & Production
(ii) Provincial Bureaus of Statistics
(iii) Pakistan Electronic Manufacturer Association(PEMA)

6. MONEY & CREDIT

6.1 Reserve Money

(Million Rupees)

Components	2010-11	2011-12	2012-13	2013-14	2014-15
A. Currency in Circulation	1501411	1673746	1,939,267	2177873	2554749
B. Cash in Tills	104852	110055	110,867	139490	160299
C. Other Deposits with SBP	10145	8899	10,523	13147	15153
D. Bank Deposits	349434	396172	475,648	530746	413234
Reserve Money (A+B+C+D)	1965842	2188872	2,536,305	2861256	3143436
Factor affecting Reserve Money (RM)					
A. Government Sector(1+2)	1222060	1727905	2235863	2432250	1958090
1. Budgetary Borrowings	1200660	1706008	2,212,823	2409794	1935691
2. Others	21400	21897	23,040	22456	22399
B. Non-Govt. Sector (1+2+3)	309342	284061	295,111	494563	397849
1. Claims on Scheduled Banks (a+b+c+d+e)	315182	288789	300,649	500041	403671
a. Agriculture Sector	53228	52131	52,278	51923	52026
b. Industrial Sector	41943	42336	41,057	42833	39405
c. Export Sector	190460	164768	177,756	160553	193124
d. Housing Sector	--	--	--	--	--
e. Others	29551	29554	29,557	244731	119116
2. Claims on NBFIs	18075	19187	18,537	18597	18252
3. Special a/c debt Repayment	-23915	-23915	-24,075	-24075	-24075
C. Other Items (Net)	-179695	-211666	-128,620	-555023	58546
D. Net Domestic Assets (A+B+C)	1351707	1800300	2,402,354	2371790	2414485
E. Net Foreign Assets	614134	388572	133,951	489467	728951
F. Reserve Money (D+E)	1965841	2188872	2,536,305	2861256	3143436

Contd.

6.1 Reserve Money

(Million Rupees)

Components	2015			
	Mar.	Apr.	May	Jun.
A. Currency in Circulation	2411394	2449972	2489368	2554749
B. Cash in Tills	145140	130645	136966	160299
C. Other Deposits with SBP1	11602 r	14185 r	14235 r	13747 r
D. Bank Deposits	430530	534926	579565	413234
Reserve Money (A+B+C+D)	2998666 r	3129729 r	3220133 r	3142030 r
Factor Affecting Reserve Money (RM)				
A. Government Sector(1+2)	1678805 r	1681963 r	2120749 r	1919064 r
1. Budgetary Borrowings	1689019 r	1692251 r	2130215 r	1928868 r
2. Others	-10214	-10288	-9466	-9803
B. Non-Govt. Sector (1+2+3)	493378 r	387836	397807	394911 r
1. Claims on Scheduled Banks(a+b+c+d+e)	499065	393511	403448	400734 r
a. Agriculture Sector	51467	51456	51472	52026
b. Industrial Sector	42451	42171	42449	39405
c. Export Sector	204373	205043	199651	193124
d. Housing Sector	--	--	--	--
e. Others	200774	94841	109876	116178 r
2. Claims on NBFIs	18387	18399	18434	18252
3. Special a/c debt Repayment	-24075	-24075	-24075	-24075
C. Other Items (Net)	182382 r	319046 r	18277 r	105639 r
D. Net Domestic Assets (A+B+C)	2354565 r	2388845 r	2536833 r	2419615 r
E. Net Foreign Assets	644101 r	740884 r	683301 r	722415 r
F. Reserve Money (D+E)	2998666 r	3129729 r	3220133 r	3142030 r

Contd.

6.1 Reserve Money

(Million Rupees)

Components	2015			
	Jul.	Aug.	Sep.	Oct.
A. Currency in Circulation	2728926	2702297	2970420	2864132
B. Cash in Tills	166501	145992	164913	153566
C. Other Deposits with SBP1	13673	13696	13594	13567
D. Bank Deposits	533083	530203	335204	531694
Reserve Money (A+B+C+D)	3442183	3392188	3484130	3562658
Factor Affecting Reserve Money (RM)				
A. Government Sector(1+2)	2014613	1779814	1610543	1614683
1. Budgetary Borrowings	2027843	1793385	1622508	1626689
2. Others	-13230	-13571	-11965	-12006
B. Non-Govt. Sector (1+2+3)	391103	370347	380338	391345
1. Claims on Scheduled Banks(a+b+c+d+e)	397372	376689	386733	397821
a. Agriculture Sector	52077	52073	52030	51968
b. Industrial Sector	35889	34658	37137	36614
c. Export Sector	193168	173661	184426	196039
d. Housing Sector	--	--	--	--
e. Others	116238	116296	113140	113200
2. Claims on NBFIs	17887	17902	17848	17768
3. Special a/c debt Repayment	-24156	-24244	-24244	-24244
C. Other Items (Net)	283461	491000	619963	715348
D. Net Domestic Assets (A+B+C)	2689177	2641161	2610844	2721376
E. Net Foreign Assets	753006	751027	873286	841282
F. Reserve Money (D+E)	3442183	3392188	3484130	3562658

Contd.

6.1 Reserve Money

(Million Rupees)

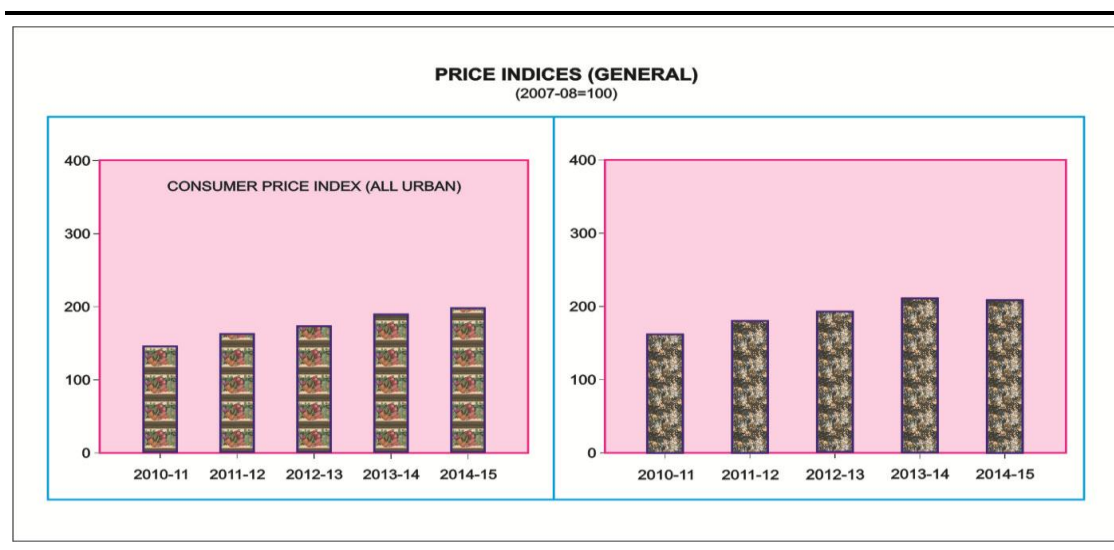
Components	2015		2016		
	Nov.	Dec.	Jan.	Feb.	Mar.
A. Currency in Circulation	2888151	2880189	2943698	2987770	3012821
B. Cash in Tills	153860	162846	157535	162250	163791
C. Other Deposits with SBP1	13615	14543	15850	15801	15766
D. Bank Deposits	526649	418754	525910	578729	383274
Reserve Money (A+B+C+D)	3582275	3476332	3642994	3744550	3575652
Factor Affecting Reserve Money (RM)					
A. Government Sector(1+2)	1593800	1480722	1557573	1452595	1384120
1. Budgetary Borrowings	1605888	1492849	1568140	1462767	1394284
2. Others	-12088	-12127	-10567	-10171	-10164
B. Non-Govt. Sector (1+2+3)	391705	415632	419841	423351	417427
1. Claims on Scheduled Banks(a+b+c+d+e)	397945	421729	426055	429415	422804
a. Agriculture Sector	51965	51928	51832	51821	51787
b. Industrial Sector	38053	37817	37551	37984	40086
c. Export Sector	210062	229446	234133	224067	219107
d. Housing Sector	--	--	--	--	--
e. Others	97865	102539	102539	115544	111824
2. Claims on NBFIs	18005	18147	182029	18180	18867
3. Special a/c debt Repayment	-24244	-24244	-274244	-274244	-24244
C. Other Items (Net)	752698	677884	799533	1004857	910268
D. Net Domestic Assets (A+B+C)	2738204	2574238	2776948	2880803	2711814
E. Net Foreign Assets	844072	902094	866046	863747	863838
F. Reserve Money (D+E)	3582275	3476332	3642994	3744550	3575652

Note: 1) Excluding IMP A/c Nos. 1,2 & SAF A/c loan, counterpart funds and deposits of foreign, government, Central Bank, international organizations and deposit money banks
2) Source agency has made some changes in table Monetary Statistics and renamed as Reserve Money
3) P = Provisional

7. PRICE

7.1 Price Indices (General) with Percentage Change

Year / month	Consumer price index (all urban)		Wholesale Price Index	
	index	Annual/monthly rate of change (%)	index	Annual/monthly rate of change (%)
(2007-08 = 100)				
2010-11	146.45	13.66	164.17	21.25
2011-12	162.57	11.01	181.29	10.42
2012-13	174.53	7.36	194.61	7.35
2013-14	189.58	8.62	210.48	8.15
2014-15	198.16	4.53	209.85	-0.30
2015 Mar	195.57	0.23	203.89	0.01
Apr	198.16	1.32	205.65	0.86
May	199.66	0.76	207.92	1.10
Jun	200.89	0.62	210.37	1.18
Jul	201.76	0.43	209.53	-0.40
Aug	202.25	0.68	208.42	-0.93
Sep	202.04	-0.10	207.60	-0.46
Oct	203.03	0.49	208.69	0.53
Nov	204.22	0.59	204.22	-2.14
Dec	203.06	-0.60	207.37	-0.65
2016 Jan	203.49	0.20	206.27	-0.53
Feb	202.98	-0.30	205.05	-0.59
Mar	203.28	0.10	204.22	-0.40



7.2 Combined Sensitive Price Indicator (SPI) by Quantile

Year/Month	Quantile					
	Q.1	Q.2	Q.3	Q.4	Q.5	Q.6
(2007-08=100)						
2010 - 11	159.47	161.21	160.54	166.27	168.82	164.03
2011 - 12	170.77	174.11	173.67	181.09	185.59	178.67
2012 - 13	184.04	190.29	189.05	190.39	190.78	189.61
2013 - 14	201.15	206.95	208.93	210.70	209.74	208.66
2014 - 15	204.66	210.75	213.79	215.40	212.95	212.61
2015 Mar	199.92	205.81	208.83	209.99	206.70	207.05
Apr	200.70	206.77	209.95	211.37	208.40	208.42
May	203.33	209.62	212.99	214.56	211.53	211.48
Jun	205.34	211.83	215.43	217.37	214.82	214.29
Jul	206.04	212.55	216.19	218.21	215.76	215.13
Aug	205.65	211.92	215.53	217.42	214.77	214.33
Sep	206.58	213.25	215.45	219.00	215.80	215.23
Oct	209.02	216.02	216.72	220.94	217.31	217.02
Nov	211.11	218.16	218.97	223.31	219.81	219.37
Dec	209.62	216.87	217.86	222.48	219.50	218.60
2016 Jan	208.21	215.52	216.54	221.24	218.53	217.47
Feb	207.12	214.24	215.07	219.50	216.42	215.73
Mar	206.81	213.97	214.76	219.04	215.46	215.13

7.3 Combined Consumer Price Index Numbers by Commodity Groups

Year/ month	General	Food & Non - Alcoholic Beverages	Alcoholic Beverages Tobacco	Clothing & Footwea r	Housing water, Elec,Gas Fuels	H.hold Equip & Repair, Maintai- nance	Health	Trans- port	Commun i-cation	Recre- ation & Culture	Educa- tion	Restau & Hotels	Miscellne- ous goods & services
(2007-08=100)													
2010-11	146.45	164.61	151.64	133.35	135.27	135.59	123.79	149.01	122.47	134.62	128.17	164.04	152.45
2011-12	162.57	182.77	165.01	153.45	146.17	160.28	137.97	171.39	122.94	145.35	143.83	185.82	181.47
2012-13	174.53	195.05	191.02	175.58	151.34	179.87	156.56	186.43	126.16	169.07	156.69	203.63	199.49
2013-14	189.58	211.75	223.38	198.01	164.60	195.85	167.15	195.15	129.76	183.77	172.57	228.61	210.15
2014-15	198.16	217.32	269.93	213.82	174.93	208.68	176.19	187.22	130.09	190.29	196.40	244.58	221.13
2015 Mar	195.57	210.96	266.63	215.06	176.51	209.89	177.26	175.14	130.27	189.80	192.50	247.22	222.57
Apr	198.16	214.18	266.65	217.17	177.73	211.06	178.21	176.70	130.29	192.74	209.17	247.73	223.99
May	199.66	218.32	268.97	217.58	177.75	210.84	178.22	176.82	130.29	192.98	209.17	248.45	223.08
Jun	200.89	219.66	304.76	218.56	177.76	211.59	178.55	178.59	130.30	192.98	209.17	249.24	223.37
Jul	201.76	219.76	309.83	219.65	179.77	213.53	178.91	178.62	130.35	193.01	209.17	249.70	223.13
Aug	202.25	220.51	309.90	220.27	180.31	214.22	179.01	178.02	130.36	193.03	209.23	250.26	223.88
Sep	202.04	219.41	309.97	220.68	181.10	214.88	179.51	175.60	130.36	193.41	209.22	251.29	224.64
Oct	203.03	220.40	309.96	221.89	182.62	215.49	179.67	175.80	130.36	193.55	209.25	253.30	225.79
Nov	204.22	223.17	312.26	222.75	182.66	215.78	180.59	177.09	130.39	193.66	209.25	254.36	225.02
Dec	203.06	218.28	334.67	223.65	182.69	216.78	180.83	177.69	130.56	193.66	209.31	255.77	226.28
2016 Jan	203.49	216.71	337.14	224.36	185.36	217.23	181.45	177.96	130.61	193.80	209.36	257.11	227.33
Feb	202.98	214.99	337.57	224.96	185.49	218.83	184.18	174.05	130.57	194.41	210.15	259.39	230.15
Mar	203.28	216.13	338.76	226.39	185.48	219.50	185.69	168.25	130.74	194.72	210.99	261.80	232.54

**7.4: Consumer Price Index Numbers by Major Groups
and Selected Commodities
(2007-2008=100)**

Item and Specification	Weight	Index Numbers			% Change in Mar., 2016 over		
		Mar., 2016	Feb., 2016	Mar., 2015	Feb.,2016	Mar., 2015	
<i>General</i>	100.0000	203.28	202.98	195.57	+	0.15	+ 3.94
<i>Food and non-alcoholic Beverages</i>	34.8343	216.13	214.99	210.96	+	0.53	+ 2.45
1 Wheat	0.3477	208.84	209.18	206.08	-	0.16	+ 1.34
2 Wheat Flour	4.1648	216.95	217.05	216.38	-	0.05	+ 0.26
3 Wheat Product	0.0959	212.36	213.03	214.46	-	0.31	- 0.98
4 Besan	0.1500	258.58	258.32	174.98	+	0.10	+ 47.78
5 Rice	1.5821	157.09	156.66	180.14	+	0.27	- 12.80
6 Cereals	0.1563	248.03	245.93	239.89	+	0.85	+ 3.39
7 Bakery & Confectionary	1.1550	212.37	211.97	207.63	+	0.19	+ 2.28
8 Nimco	0.4574	244.62	246.64	238.99	-	0.82	+ 2.36
9 Meat	2.4303	260.17	259.99	245.19	+	0.07	+ 6.11
10 Chicken	1.3596	169.42	148.72	170.28	+	13.92	- 0.51
11 Fish	0.2970	216.71	217.07	218.38	-	0.17	- 0.76
12 Milk Fresh	6.6800	259.52	259.27	249.65	+	0.10	+ 3.95
13 Milk Products	0.6338	251.48	250.66	242.74	+	0.33	+ 3.60
14 Milk Powder	0.1129	235.07	234.30	226.26	+	0.33	+ 3.89
15 Eggs	0.4555	169.12	202.68	188.93	-	16.56	- 10.49
16 Mustard Oil	0.0952	155.95	155.57	156.03	+	0.24	- 0.05
17 Cooking Oil	1.7538	132.58	132.13	152.09	+	0.34	- 12.83
18 Vegetable Ghee	2.0714	136.29	135.96	149.30	+	0.24	- 8.71
19 Dry Fruits	0.2543	261.11	262.54	251.60	-	0.54	+ 3.78
20 Fresh Fruits	1.8649	221.54	204.55	211.26	+	8.31	+ 4.87
21 Pulse Masoor	0.2712	202.97	202.55	188.43	+	0.21	+ 7.72
22 Pulse Moong	0.2336	298.42	300.13	311.95	-	0.57	- 4.34
23 Pulse Mash (Washed)	0.2098	348.96	348.73	226.61	+	0.07	+ 53.99
24 Pulse Gram	0.2361	267.42	268.47	175.56	-	0.39	+ 52.32
25 Gram Whole	0.1616	222.26	223.24	179.08	-	0.44	+ 24.11
26 Beans	0.0269	231.25	233.25	235.83	-	0.86	- 1.94
27 Potatoes	0.4914	125.41	123.43	153.49	+	1.60	- 18.29
28 Onion	0.5555	248.77	247.60	173.43	+	0.47	+ 43.44
29 Tomatoes	0.4634	93.51	114.98	185.55	-	18.67	- 49.60
30 Fresh Vegetables	1.6157	203.43	190.61	197.16	+	6.73	+ 3.18
31 Sugar	1.0445	223.13	223.59	194.18	-	0.21	+ 14.91
32 Gur	0.0220	267.43	266.92	252.22	+	0.19	+ 6.03
33 Honey	0.0446	307.12	307.75	303.39	-	0.20	+ 1.23
34 SweetMeat	0.2483	239.96	241.33	234.31	-	0.57	+ 2.41
35 Beverages	1.1990	215.86	215.64	206.84	+	0.10	+ 4.36
36 Jam, Tomato Ketchup & Pickles	0.2454	211.82	212.12	207.58	-	0.14	+ 2.04
37 Condiments	0.2656	261.12	262.38	256.81	-	0.48	+ 1.68
38 Spices	0.5441	238.67	239.15	235.06	-	0.20	+ 1.54
39 Tea	0.8377	261.29	282.69	219.24	-	7.57	+ 19.18
<i>Alcoholic Beverages, Tobacco</i>	1.4135	338.77	337.57	266.63	+	0.36	+ 27.06
40 Cigarettes	1.3906	340.48	339.36	267.63	+	0.33	+ 27.22
41 Betel Leaves & Nuts	0.0229	234.38	229.29	206.03	+	2.22	+ 13.76
<i>Clothing and footwear</i>	7.5708	226.40	224.97	215.06	+	0.64	+ 5.27
42 Cotton Cloth	1.7286	218.51	216.48	209.30	+	0.94	+ 4.40
43 Woolen Cloth	0.8759	243.45	240.78	233.69	+	1.11	+ 4.18
44 Readymade Garments	0.9739	232.44	229.79	213.98	+	1.15	+ 8.63
45 Woolen Readymade Garments	0.3964	252.77	254.84	240.87	-	0.81	+ 4.94
46 Hosiery	0.5094	239.97	238.88	226.43	+	0.46	+ 5.98
47 Dopatta	0.4412	240.45	239.78	231.21	+	0.28	+ 4.00

Contd.

**7.4: Consumer Price Index Numbers by Major Groups
and Selected Commodities
(2007-2008=100)**

Item and Specification	Weight	Index Numbers			% Change in Mar., 2016 over			
		Mar., 2016	Feb., 2016	Mar., 2015	Feb.,2016	Mar., 2015		
48 Cleaning and Laundry	0.2110	252.25	251.12	237.64	+	0.45	+	6.15
49 Tailoring	0.8840	292.19	289.94	266.24	+	0.78	+	9.75
50 Footwear	1.5504	165.51	165.44	164.45	+	0.04	+	0.64
<i>Housing, water, Elec., Gas and other fuels</i>	<i>29.4149</i>	<i>185.48</i>	<i>185.49</i>	<i>176.51</i>	-	<i>0.01</i>	+	<i>5.08</i>
51 House Rent	21.8149	174.32	174.32	165.29	+	0.00	+	5.46
52 Construction Input Items	0.5623	241.67	242.77	237.12	-	0.45	+	1.92
53 Construction Wage Rates	0.3331	225.24	225.13	208.81	+	0.05	+	7.87
54 Water Supply	0.4971	161.10	161.10	149.92	+	0.00	+	7.46
55 Electricity	4.3985	238.10	238.10	231.52	+	0.00	+	2.84
56 Gas	1.5756	158.08	158.08	143.81	+	0.00	+	9.92
57 Kerosene Oil	0.0057	191.37	189.04	205.81	+	1.23	-	7.02
58 Firewood Whole	0.2277	283.78	283.33	275.22	+	0.16	+	3.11
<i>Furnishing and household equipment maintenance</i>	<i>4.2082</i>	<i>219.50</i>	<i>218.83</i>	<i>209.89</i>	+	<i>0.31</i>	+	<i>4.58</i>
59 Furniture	0.3315	210.00	208.62	202.15	+	0.66	+	3.88
60 Household Textiles	0.6489	219.62	217.54	207.67	+	0.96	+	5.75
61 Household Equipment	0.5936	176.51	176.18	172.55	+	0.19	+	2.29
62 Utensils	0.3212	221.38	219.75	212.69	+	0.74	+	4.09
63 Plastic Products	0.2547	206.73	206.33	201.40	+	0.19	+	2.65
64 Washing Soaps & Detergents	0.7893	225.20	226.94	224.64	-	0.77	+	0.25
65 Sewing Needle & Dr Cell	0.1496	205.05	203.40	184.21	+	0.81	+	11.31
66 Household Servant	1.0432	245.77	244.50	227.11	+	0.52	+	8.22
67 Marriage Hall Charges	0.0762	238.96	238.96	231.83	+	0.00	+	3.08
<i>Health</i>	<i>2.1868</i>	<i>185.68</i>	<i>184.18</i>	<i>177.26</i>	+	<i>0.81</i>	+	<i>4.75</i>
68 Drugs & Medicines	1.2667	152.54	151.34	148.33	+	0.79	+	2.84
69 Medical Equipments	0.0080	227.28	227.00	222.66	+	0.12	+	2.07
70 Doctor (MBBS) Clinic Fee	0.5904	255.23	253.49	238.49	+	0.69	+	7.02
71 Medical Tests	0.3217	187.50	185.26	177.69	+	1.21	+	5.52
<i>Transport</i>	<i>7.2023</i>	<i>168.25</i>	<i>174.05</i>	<i>175.14</i>	-	<i>3.33</i>	-	<i>3.93</i>
72 Motor Vehicles	0.6630	165.19	165.19	163.87	+	0.00	+	0.81
73 Motor Vehicle Accessories	0.2439	220.51	220.92	230.17	-	0.19	-	4.20
74 Motor Fuel	3.0269	133.68	144.21	146.52	-	7.30	-	8.76
75 Mechanical Service	0.4552	223.78	222.80	212.42	+	0.44	+	5.35
76 Motor Vehicle Tax	0.1099	210.18	210.18	210.18	+	0.00	+	0.00
77 Transport Services	2.7034	191.93	195.73	197.28	-	1.94	-	2.71
<i>Communication</i>	<i>3.2198</i>	<i>130.74</i>	<i>130.57</i>	<i>130.27</i>	+	<i>0.13</i>	+	<i>0.36</i>
78 Postal Services	0.0662	237.90	235.86	227.44	+	0.86	+	4.60
79 Communication & Apparatus	3.1536	128.49	128.36	128.23	+	0.10	+	0.20
<i>Recreation and culture</i>	<i>2.0227</i>	<i>194.71</i>	<i>194.38</i>	<i>189.80</i>	+	<i>0.17</i>	+	<i>2.59</i>
80 Recreation & Culture	0.8634	128.83	128.58	128.25	+	0.19	+	0.45
81 Text Books	0.5706	290.62	290.62	280.89	+	0.00	+	3.46
82 Newspapers	0.1934	175.49	175.49	175.42	+	0.00	+	0.04
83 Stationery	0.3953	209.56	208.44	199.80	+	0.54	+	4.88
<i>Education</i>	<i>3.9431</i>	<i>210.99</i>	<i>210.15</i>	<i>192.50</i>	+	<i>0.40</i>	+	<i>9.61</i>
84 Education	3.9431	210.99	210.15	192.50	+	0.40	+	9.61
<i>Restaurants and hotels</i>	<i>1.2286</i>	<i>261.80</i>	<i>259.39</i>	<i>247.22</i>	+	<i>0.93</i>	+	<i>5.90</i>
85 Readymade Food	1.2286	261.80	259.39	247.22	+	0.93	+	5.90
<i>Misc. goods and services</i>	<i>2.7550</i>	<i>232.55</i>	<i>230.15</i>	<i>222.57</i>	+	<i>1.04</i>	+	<i>4.48</i>
86 Personal Care	1.4935	213.45	212.55	206.71	+	0.42	+	3.26
87 Cosmetics	0.3853	198.43	197.67	190.30	+	0.38	+	4.27
88 Blades	0.0322	195.05	195.05	185.88	+	0.00	+	4.93
89 Personal Equipments	0.8440	283.36	277.46	266.75	+	2.13	+	6.23

**7.5 Combined Consumer Price Index Numbers by Quintiles
and Major Commodity Groups
March, 2016
(2007-2008=100)**

Income Quintiles	General	Food and non-alcoholic Beverages	Alcoholic Beverages, Tobacco	Clothing and footwear	Housing, water, Elec., Gas and other fuels	Furnishing and household equipment maintenance	Health	Transport	Communication	Recreation and culture	Education	Restaurants and hotels	Misc. goods and services
------------------	---------	----------------------------------	------------------------------	-----------------------	--------------------------------------------	------------------------------------------------	--------	-----------	---------------	------------------------	-----------	------------------------	--------------------------

All Urban Combined

Aggregate	3.94	2.45	27.06	5.27	5.08	4.58	4.75	-3.93	0.36	2.59	9.61	5.90	4.48
Income Quintile 1	3.69	2.53	27.33	5.08	4.24	2.83	4.66	-5.55	0.38	3.14	11.35	5.88	4.32
Income Quintile 2	4.08	2.50	27.30	5.16	5.88	3.05	4.67	-5.64	0.34	3.05	11.26	5.90	4.33
Income Quintile 3	3.44	2.47	27.31	5.22	2.98	3.19	4.69	-5.30	0.30	2.87	10.75	5.87	4.40
Income Quintile 4	4.15	2.45	27.32	5.29	5.74	3.46	4.75	-5.17	0.28	2.69	10.55	5.86	4.41
Income Quintile 5	4.05	2.41	26.68	5.33	5.44	5.25	4.80	-3.28	0.41	2.32	9.04	5.92	4.58

**7.6 Combined Consumer Price Index Numbers by Quintile,
Major Commodity Groups for Selected Cities
March, 2016
(2007-2008=100)**

Cities	General	Food & non-alcoholic Beverages	Alcoholic Beverages, Tobacco	Clothing & foot-wear	Housing, water, Elec., Gas & other fuels	Furnishing & household equipment maintenance	Health	Transport	Communication	Recreation & culture	Education	Restaurants & hotels	Misc. goods & services
Income Quintile 1													
Rawalpindi	214.40	223.49	364.47	239.44	196.89	226.05	207.15	187.11	104.57	221.57	276.88	254.43	217.84
Islamabad	215.75	222.74	355.80	232.17	169.94	233.29	206.00	190.18	111.32	309.99	675.58	235.22	225.31
Lahore	192.26	212.94	347.77	207.28	146.97	237.30	190.76	163.64	104.53	218.55	203.52	242.18	287.13
Gujranwala	197.31	208.96	353.04	209.09	172.49	235.31	162.46	162.49	111.95	226.35	162.24	243.18	206.88
Sialkot	193.27	208.62	365.08	175.37	169.00	180.66	146.95	182.66	115.82	305.07	187.03	208.25	202.08
Faisalabad	200.89	208.82	355.29	194.61	186.49	195.64	175.27	163.52	124.26	239.09	159.63	258.87	208.79
Multan	200.32	209.85	360.99	203.99	177.24	208.12	164.00	166.43	135.67	227.52	179.95	248.60	207.20
Sargodha	216.83	211.36	356.51	212.61	225.19	252.96	172.35	209.17	112.02	250.84	184.56	332.99	227.95
Bahawalpur	214.14	210.37	357.63	253.29	206.51	219.92	160.93	170.40	176.02	264.24	217.98	222.19	209.23
Karachi	196.57	208.44	353.01	234.68	152.51	239.74	166.35	151.00	117.44	205.08	173.86	269.15	272.83
Hyderabad	189.95	210.56	353.90	195.18	146.33	187.13	165.13	168.20	112.63	172.97	222.50	236.42	204.04
Sukkur	201.07	207.91	355.22	234.02	164.77	211.47	155.93	159.45	111.36	170.52	320.08	276.80	213.13
Larkana	203.05	197.46	367.82	223.30	198.36	217.27	259.83	174.20	125.55	180.79	180.73	283.85	268.86
Peshawar	211.24	213.13	358.64	265.15	175.12	241.90	212.37	194.07	113.59	275.05	282.57	256.29	296.85
Bannu	214.74	219.31	371.94	207.38	219.76	242.45	156.73	141.38	108.75	232.15	189.96	332.47	253.91
Quetta	195.17	202.24	374.95	187.38	181.44	178.71	168.08	206.12	124.60	176.72	243.72	240.37	214.76
Khuzdar	203.77	211.13	373.28	220.21	169.09	228.98	175.94	185.15	131.06	174.76	183.07	469.56	214.65
Income Quintile 2													
Rawalpindi	217.92	224.46	363.40	238.78	202.68	225.55	210.15	206.12	106.26	255.82	288.34	254.36	218.75
Islamabad	211.91	223.79	365.30	240.04	166.79	228.43	193.83	168.22	108.95	233.80	578.22	242.23	217.49
Lahore	191.57	212.77	354.06	206.41	149.26	242.46	183.98	152.61	104.18	218.11	210.65	246.32	279.89
Gujranwala	204.61	209.68	357.07	205.27	200.97	227.59	161.29	158.75	112.64	241.95	150.79	257.75	207.44
Sialkot	191.05	206.46	361.62	179.72	172.81	178.92	149.70	168.20	121.63	333.76	184.88	209.17	187.72
Faisalabad	198.89	208.57	357.82	196.22	190.43	201.49	171.38	156.78	119.09	232.17	149.60	248.05	209.74
Multan	199.40	210.73	360.74	203.38	181.38	206.14	160.52	156.41	129.28	234.69	179.17	245.22	206.68
Sargodha	217.80	211.98	350.44	212.19	231.40	254.31	177.40	184.11	105.37	261.81	199.08	325.43	231.25
Bahawalpur	212.57	211.63	356.79	245.88	209.23	226.08	166.17	153.71	175.33	255.30	191.73	226.39	207.87
Karachi	197.47	209.81	350.81	228.88	156.71	231.21	165.17	151.56	121.31	200.25	178.73	271.81	260.05
Hyderabad	190.84	210.69	352.26	196.31	150.83	189.71	169.45	169.38	113.84	167.21	262.71	238.19	203.83
Sukkur	200.91	207.91	345.19	233.55	169.68	206.80	158.26	162.27	108.78	172.08	309.03	279.78	211.17
Larkana	207.40	201.99	366.25	225.88	202.67	213.81	268.98	185.46	131.95	181.09	182.55	285.60	266.54
Peshawar	211.37	214.48	368.24	267.69	179.52	238.60	205.62	182.07	121.06	251.34	258.54	256.59	289.48
Bannu	211.50	217.40	364.82	207.79	217.85	236.37	156.51	136.38	114.44	219.92	199.03	310.92	269.83
Quetta	196.13	204.91	366.33	189.72	185.84	181.39	168.94	174.41	119.60	178.95	219.37	239.69	213.16
Khuzdar	202.67	213.00	365.49	220.65	159.88	241.02	183.52	167.07	134.13	185.17	178.97	458.92	211.94
Income Quintile 3													
Rawalpindi	217.05	222.61	355.08	241.56	201.89	224.31	219.88	181.73	110.67	242.03	284.44	257.81	224.05
Islamabad	211.64	224.50	336.06	233.41	160.80	226.31	187.20	173.06	113.06	221.97	729.26	230.69	233.12
Lahore	189.81	213.82	350.75	207.85	139.68	243.82	184.98	150.77	107.24	218.74	198.93	242.70	281.35
Gujranwala	194.72	210.14	354.78	209.47	168.65	221.68	159.43	149.31	117.16	216.50	151.17	241.86	208.47
Sialkot	190.03	206.54	340.66	181.26	167.50	184.88	148.97	153.48	128.72	307.01	176.52	203.58	189.32
Faisalabad	196.65	208.53	351.13	195.95	185.83	201.24	170.27	152.52	120.47	230.11	151.63	236.88	210.23
Multan	197.21	210.40	359.35	202.08	175.71	197.86	161.61	154.16	132.76	224.68	171.06	240.96	206.40
Sargodha	215.46	210.09	348.19	213.14	235.85	254.08	169.72	168.91	111.20	254.61	178.19	340.97	230.42
Bahawalpur	212.09	211.18	362.81	249.61	207.27	227.53	159.86	149.09	175.83	241.67	196.69	222.29	211.72
Karachi	197.20	210.06	353.39	225.70	148.85	225.81	164.04	150.95	123.22	197.42	183.30	273.19	256.56
Hyderabad	188.06	210.02	351.42	197.99	139.89	190.90	168.43	165.25	123.27	172.14	256.30	239.63	206.97
Sukkur	197.58	207.15	344.53	234.33	158.01	208.62	152.39	154.84	110.27	172.84	311.31	273.69	210.26
Larkana	208.13	205.04	352.57	223.72	201.09	213.86	255.82	180.45	133.12	180.35	181.96	282.65	286.94
Peshawar	208.48	213.25	352.62	268.46	172.75	239.21	202.77	186.99	119.72	230.44	270.37	256.91	280.71
Bannu	210.17	217.35	375.13	214.59	216.50	224.89	157.81	136.06	116.95	209.61	185.57	318.73	268.36
Quetta	193.46	204.46	351.02	190.12	181.98	181.04	169.97	157.57	118.98	176.01	232.66	232.59	208.50
Khuzdar	200.25	215.99	356.88	217.99	149.14	234.24	189.72	159.06	136.42	182.26	177.92	443.60	213.63

Contd.

**7.6 Combined Consumer Price Index Numbers by Quintile,
Major Commodity Groups for Selected Cities
March, 2016
(2007-2008=100)**

Cities	General	Food & non-alcoholic Beverages	Alcoholic Beverages, Tobacco	Clothing & footwear	Housing, water, Elec., Gas & other fuels	Furnishing & household equipment maintenance	Health	Transport	Communication	Recreation & culture	Education	Restaurants & hotels	Misc. goods & services
Income Quintile 4													
Rawalpindi	217.41	222.24	349.97	245.44	207.11	229.76	220.76	182.59	112.94	219.68	258.17	258.40	231.03
Islamabad	213.44	224.49	331.76	233.68	167.55	226.22	198.73	175.87	124.09	209.05	645.49	234.72	229.85
Lahore	189.74	214.53	345.11	207.75	154.08	242.53	181.53	145.16	112.00	209.09	196.87	240.15	279.60
Gujranwala	194.95	210.02	344.47	211.90	179.57	207.27	162.21	144.96	122.53	215.11	151.44	241.68	203.51
Sialkot	192.15	208.57	347.49	183.45	181.46	180.23	149.50	153.53	136.20	274.50	175.59	199.80	186.93
Faisalabad	195.55	209.49	350.79	196.79	193.93	201.10	169.48	144.54	123.09	212.95	143.43	238.80	214.59
Multan	198.06	210.84	353.06	203.71	189.02	198.05	157.64	150.04	135.81	213.53	173.44	235.87	211.30
Sargodha	216.57	211.81	342.05	215.32	238.45	263.27	170.98	162.08	117.37	283.57	169.46	337.89	232.27
Bahawalpur	210.45	211.76	355.85	247.10	212.47	224.70	161.94	148.40	175.54	234.36	196.82	219.40	215.30
Karachi	197.97	210.57	353.74	226.22	161.88	235.40	163.82	149.42	127.33	194.68	187.96	272.83	254.31
Hyderabad	188.90	210.84	348.72	198.48	153.79	189.30	169.19	159.36	129.35	173.06	253.80	239.58	210.51
Sukkur	200.05	209.26	329.45	234.15	173.98	209.60	155.79	147.92	116.82	171.76	310.09	274.46	216.69
Larkana	212.82	211.09	320.08	223.64	208.11	216.40	267.47	174.39	140.94	179.89	199.71	281.73	300.78
Peshawar	209.61	215.11	344.39	268.17	183.18	231.67	215.50	179.83	124.74	230.73	256.10	262.21	275.98
Bannu	213.29	219.58	384.88	219.67	215.73	233.81	157.69	135.05	117.53	197.56	185.57	314.82	274.43
Quetta	194.76	203.84	340.43	193.38	189.68	180.12	169.24	159.75	121.79	172.30	241.74	232.44	204.38
Khuzdar	204.24	217.62	366.00	217.57	167.07	247.41	188.52	159.14	139.25	183.31	175.87	424.17	221.08
Income Quintile 5													
Rawalpindi	219.09	225.79	314.87	244.86	209.11	229.58	211.83	191.66	125.52	203.38	273.20	256.12	259.18
Islamabad	207.11	225.95	301.40	237.33	166.21	233.61	201.32	195.33	128.54	202.28	404.43	239.93	249.94
Lahore	187.00	216.70	304.33	211.28	154.29	238.24	181.60	159.38	125.68	201.05	189.14	247.35	280.34
Gujranwala	192.17	212.06	320.69	215.14	180.68	187.03	160.01	151.36	134.20	195.05	147.55	238.28	212.90
Sialkot	189.29	209.94	319.09	185.93	180.70	178.05	153.79	157.48	138.04	250.85	169.65	202.97	193.65
Faisalabad	193.63	211.27	325.05	196.27	194.67	208.57	163.84	154.75	130.09	203.17	161.90	224.79	221.59
Multan	194.35	215.05	308.52	202.56	189.65	190.83	155.26	160.52	138.31	206.87	172.15	236.17	214.03
Sargodha	220.71	213.74	347.90	227.32	236.27	365.54	165.85	161.60	126.08	242.27	165.63	350.72	246.03
Bahawalpur	209.70	213.85	298.84	246.76	212.72	231.88	155.95	159.31	176.59	230.52	199.95	223.66	223.22
Karachi	198.51	212.97	334.90	228.96	160.82	324.42	164.16	165.22	138.84	187.35	193.03	274.49	256.18
Hyderabad	186.68	212.56	322.63	201.09	155.49	175.70	167.75	165.97	138.48	163.98	243.97	241.21	221.86
Sukkur	199.75	212.35	304.57	234.01	175.16	202.98	151.01	153.33	127.72	170.25	336.95	274.05	222.06
Larkana	213.09	211.92	303.19	222.88	208.64	218.42	279.21	174.57	144.76	169.27	255.29	277.94	285.53
Peshawar	204.76	215.82	313.90	265.33	182.12	224.19	194.68	183.71	130.71	190.70	255.30	258.63	264.68
Bannu	205.29	217.35	389.80	211.24	215.83	206.89	152.51	129.39	120.71	204.54	210.88	320.65	247.06
Quetta	195.32	206.19	300.14	192.70	192.45	167.56	163.24	163.91	129.25	169.68	242.79	237.17	209.23
Khuzdar	202.30	219.84	307.97	226.13	160.17	241.92	176.24	149.55	146.98	188.71	169.37	451.58	238.01
Aggregate													
Rawalpindi	217.89	224.42	333.98	244.34	206.18	229.30	214.27	189.97	121.34	211.88	271.73	256.61	249.46
Islamabad	207.04	225.64	308.63	236.89	164.51	233.06	200.41	194.23	127.80	204.33	416.93	239.75	247.90
Lahore	188.18	215.09	331.94	209.24	151.45	239.56	182.59	155.55	119.02	207.62	192.65	245.20	280.47
Gujranwala	194.56	210.47	342.12	211.14	177.97	203.65	161.01	150.30	125.30	212.27	150.31	241.06	208.64
Sialkot	190.29	208.49	340.07	183.18	177.34	179.79	150.96	156.82	134.97	274.57	173.85	203.00	190.91
Faisalabad	196.25	209.46	347.48	196.12	192.17	204.99	168.90	152.75	125.57	218.41	155.18	237.78	214.99
Multan	196.49	212.13	344.44	202.96	185.52	194.82	158.05	158.27	136.34	214.45	172.89	238.01	211.01
Sargodha	217.58	211.75	347.65	216.45	234.52	298.53	170.72	166.40	117.76	259.12	174.30	341.39	235.37
Bahawalpur	211.35	211.95	344.00	248.23	210.64	228.65	159.59	156.96	176.16	240.38	199.41	222.98	215.64
Karachi	197.39	211.59	343.93	228.02	157.45	300.66	164.15	161.13	134.54	191.07	191.10	273.77	256.26
Hyderabad	188.51	211.09	344.00	198.66	152.98	182.38	168.25	164.61	130.80	168.59	248.71	239.96	214.08
Sukkur	199.76	209.05	330.92	234.04	171.09	207.16	154.59	152.98	118.14	171.47	320.12	275.10	215.76
Larkana	209.27	205.11	345.70	223.95	205.35	215.94	266.59	177.11	136.41	178.31	215.02	282.36	283.09
Peshawar	207.48	214.63	347.08	266.65	180.56	229.23	201.60	183.79	126.80	215.46	257.06	258.59	274.53
Bannu	211.06	218.28	376.50	213.19	216.72	225.80	156.57	133.92	117.00	207.94	195.37	317.37	260.74
Quetta	195.06	204.69	329.88	191.60	189.07	175.84	167.31	162.88	123.95	173.32	238.43	235.32	208.48
Khuzdar	203.08	214.29	360.53	219.93	165.37	237.92	183.35	164.38	136.19	182.25	177.29	451.00	219.11

**7.7 Combined Consumer Price Index Numbers by Income Groups/City
and Commodity Groups for all Centers Covered in CPI
March, 2016
(2007-2008=100)**

Cities	General	Food & non-alcoholic Beverages	Alcoholic Beverages, Tobacco	Clothing & footwear	Housing, water, Elec., Gas & other fuels	Furnishing & household equipment maintenance	Health	Transport	Communication	Recreation & culture	Education	Restaurants & hotels	Misc. goods & services	
Rawalpindi	01	217.89	224.42	333.98	244.34	206.18	229.30	214.27	189.97	121.34	211.88	271.73	256.61	249.46
Islamabad	02	207.04	225.64	308.63	236.89	164.51	233.06	200.41	194.23	127.80	204.33	416.93	239.75	247.90
Attock	03	198.29	207.69	323.18	231.99	157.33	219.83	167.18	181.17	119.39	192.31	295.70	255.34	265.71
Jhelum	04	201.28	211.78	347.91	232.80	176.92	215.05	173.01	165.76	125.96	223.78	295.74	244.62	211.88
Lahore	05	188.18	215.09	331.94	209.24	151.45	239.56	182.59	155.55	119.02	207.62	192.65	245.20	280.47
Sahiwal	06	224.37	219.37	340.49	281.39	223.47	223.09	198.20	164.20	135.83	215.43	281.88	280.11	247.06
Gujranwala	07	194.56	210.47	342.12	211.14	177.97	203.65	161.01	150.30	125.30	212.27	150.31	241.06	208.64
Wazirabad	08	204.63	221.81	354.57	213.25	189.70	197.98	153.45	149.93	128.21	219.95	149.63	230.48	208.99
Sialkot	09	190.29	208.49	340.07	183.18	177.34	179.79	150.96	156.82	134.97	274.57	173.85	203.00	190.91
Faisalabad	10	196.25	209.46	347.48	196.12	192.17	204.99	168.90	152.75	125.57	218.41	155.18	237.78	214.99
Jhang	11	218.05	220.48	341.33	288.21	201.64	239.50	232.87	148.67	138.39	226.75	174.23	283.02	222.06
Multan	12	196.49	212.13	344.44	202.96	185.52	194.82	158.05	158.27	136.34	214.45	172.89	238.01	211.01
Muzaffargarh	13	205.01	220.08	350.17	232.83	177.42	199.08	168.33	153.75	140.82	226.83	173.52	264.89	212.71
D. G. Khan	14	214.93	222.82	339.76	258.53	222.69	219.13	174.31	145.98	122.78	197.37	112.45	221.41	191.77
Vehari	15	196.34	216.03	341.82	203.39	182.99	207.76	136.22	126.20	132.05	218.30	172.18	271.47	241.45
Sargodha	16	217.58	211.75	347.65	216.45	234.52	298.53	170.72	166.40	117.76	259.12	174.30	341.39	235.37
Mianwali	17	218.90	220.34	360.94	192.85	251.61	215.40	164.48	152.58	108.42	260.99	178.96	253.15	259.84
Bahawalpur	18	211.35	211.95	344.00	248.23	210.64	228.65	159.59	156.96	176.16	240.38	199.41	222.98	215.64
Bahawalnagar	19	209.74	217.82	312.41	256.32	201.65	252.12	176.55	133.10	124.69	228.84	192.06	311.14	221.29
R. Y. Khan	20	207.44	216.88	344.97	264.70	192.93	225.04	159.20	155.60	126.04	217.87	213.65	272.47	219.85
Karachi	21	197.39	211.59	343.93	228.02	157.45	300.66	164.15	161.13	134.54	191.07	191.10	273.77	256.26
Hyderabad	22	188.51	211.09	344.00	198.66	152.98	182.38	168.25	164.61	130.80	168.59	248.71	239.96	214.08
Nawabshah	23	238.86	232.89	295.27	292.93	203.02	240.54	221.96	160.04	138.57	160.58	601.54	321.37	419.56
Mirpukhas	24	203.53	216.10	329.43	204.18	184.20	186.96	167.75	159.64	114.70	166.79	305.13	293.33	227.60
Mithi	25	217.79	215.39	333.79	201.27	239.29	184.13	161.77	150.22	112.70	144.54	337.10	290.51	254.64
Sukkur	26	199.76	209.05	330.92	234.04	171.09	207.16	154.59	152.98	118.14	171.47	320.12	275.10	215.76
Larkana	27	209.27	205.11	345.70	223.95	205.35	215.94	266.59	177.11	136.41	178.31	215.02	282.36	283.09
Dadu	28	203.73	216.79	348.71	214.84	174.17	214.67	150.63	160.06	120.00	170.65	439.70	258.52	206.30
Peshawar	29	207.48	214.63	347.08	266.65	180.56	229.23	201.60	183.79	126.80	215.46	257.06	258.59	274.53
Mardan	30	238.32	214.71	338.85	309.32	248.48	224.85	185.86	197.76	125.19	243.79	446.96	276.49	325.21
Abbottabad	31	207.83	215.58	321.28	256.03	170.01	281.52	175.76	200.71	148.71	224.03	190.45	289.37	240.22
Bannu	32	211.06	218.28	376.50	213.19	216.72	225.80	156.57	133.92	117.00	207.94	195.37	317.37	260.74
D. I. Khan	33	206.98	220.24	323.72	206.98	215.21	203.02	169.45	150.29	112.46	168.15	206.63	258.55	217.09
Mingora	34	226.59	222.08	357.26	271.53	198.20	232.34	252.60	184.38	131.15	231.85	248.65	320.62	418.37
Quetta	35	195.06	204.69	329.88	191.60	189.07	175.84	167.31	162.88	123.95	173.32	238.43	235.32	208.48
Turbat	36	211.63	200.03	341.98	200.45	254.08	210.65	179.89	139.24	118.80	146.15	226.47	316.34	212.68
Gawadar	37	191.27	194.53	270.38	215.51	177.48	220.44	167.18	149.68	109.26	119.70	250.01	367.08	221.43
Loralai	38	218.03	227.92	317.14	206.71	226.49	175.83	199.54	161.22	115.11	197.72	200.45	285.97	238.02
Khuzdar	39	203.08	214.29	360.53	219.93	165.37	237.92	183.35	164.38	136.19	182.25	177.29	451.00	219.11
D. M. Jamali	40	205.36	213.69	345.54	206.79	187.83	207.79	167.36	173.66	123.62	155.41	229.42	279.92	207.66

7.8 Index Numbers of Wholesale Prices by Commodity Groups

Year / month	General	Agriculture Forestry & Fishery Product	Others & Minerals electricity gas & water	Food product Beverages & tobacco Textile Apparel & Leather Product	Other transport-able Goods	Metal product Machinery & Equipment
--------------	---------	-------------------------------------------------	----------------------------------------------------	--------------------------------------------------------------------------	----------------------------------	-------------------------------------------

(2007-08=100)

2010-11	164.17	183.20	159.13	166.49	155.77	128.10
2011-12	181.29	185.04	182.74	176.07	194.64	152.55
2012-13	194.61	198.23	211.17	188.39	203.93	159.29
2013-14	158.88	165.52	163.62	156.11	162.99	132.02
2014-15	209.85	220.56	245.47	206.76	197.12	172.72
2015 Mar	203.89	212.84	246.08	205.27	180.97	173.00
Apr	205.65	219.00	245.66	205.98	181.06	172.88
May	207.92	224.47	245.36	206.76	184.03	172.74
Jun	210.37	227.46	245.32	209.87	187.23	172.71
Jul	209.53	224.93	224.93	210.44	185.86	172.57
Aug	208.42	225.90	244.06	210.52	180.27	172.29
Sep	207.60	223.92	249.12	210.64	176.38	171.25
Oct	208.69	228.36	246.91	211.04	176.74	171.31
Nov	208.72	226.06	246.98	212.98	176.87	171.09
Dec	207.37	221.68	247.36	213.69	174.69	171.11
2016 Jan	206.27	221.9	247.48	214.54	168.43	170.69
Feb	205.05	221.23	245.89	215.03	164.03	170.44
Mar	204.22	221.02	245.22	214.66	161.42	170.45

7.9 Index Numbers of Wholesale Prices by Commodities

AGRICULTURE FORESTRY & FISHERY											
Year/month	Wheat	Maize	Rice	Sorghum/ Jowar	Millet/ Bajra	Vegetables	Fresh Fruits	Dry Fruits	Cotton Seeds	Other oil Seeds	Edible Roots Potatoes
(2007-08=100)											
2010-11	159.53	150.61	123.39	195.10	127.61	173.43	129.19	161.97	171.48	141.73	201.45
2011-12	163.44	159.77	149.45	191.12	153.77	211.52	175.48	181.96	189.55	166.98	175.20
2012-13	188.52	174.74	165.42	211.29	177.02	216.66	216.05	181.47	168.92	177.67	162.82
2013-14	227.13	185.28	177.67	279.98	179.06	254.41	226.73	201.66	185.58	178.30	314.12
2014-15	209.29	191.65	172.20	300.13	173.82	255.40	245.60	227.30	208.86	179.03	314.37
2015 Mar	210.62	187.54	162.53	289.73	159.44	188.58	226.58	232.48	203.39	172.36	150.80
Apr	206.14	188.60	163.71	292.62	172.47	262.99	242.95	237.25	215.48	157.14	115.50
May	199.19	198.78	163.53	321.25	189.44	289.71	262.42	238.89	231.37	161.07	106.40
Jun	194.99	196.59	163.26	314.96	200.42	267.36	287.79	240.69	240.08	161.27	144.68
Jul	199.02	194.73	161.31	336.99	203.58	246.36	313.83	241.48	236.29	160.55	152.85
Aug	198.78	197.89	157.78	340.07	207.85	315.25	279.94	238.67	230.46	162.61	150.28
Sep	202.23	197.73	154.60	334.15	204.45	330.75	249.04	236.68	228.37	159.36	172.56
Oct	209.37	191.32	150.22	293.25	200.68	331.56	253.8	238.92	243.34	162.75	184.04
Nov	215.84	185.64	143.04	271.60	188.77	320.31	206.96	243.32	251.49	164.88	204.98
Dec	218.20	182.47	142.70	258.26	181.34	219.72	207.01	242.59	253.39	162.29	193.69
2016 Jan	218.54	181.99	143.44	263.42	182.56	198.21	214.11	253.58	265.71	162.64	150.23
Feb	220.02	189.65	141.69	263.80	176.35	204.49	231.68	250.92	257.94	157.46	118.35
Mar	218.68	193.96	143.85	278.40	184.22	209.51	244.90	248.22	253.39	156.93	112.72

Contd.

7.9 Index Numbers of Wholesale Prices by Commodities

Year/month	AGRICULTURE FORESTRY & FISHERY											
	Stimulant & spice crops	Pulses	Sugar crops	Fibre crops	Unmanufactured tobacco	Poultry	Milk from bovine animals	Eggs	Raw animal material / wool	Hides&fur skins wool	Fuel wood in logs	Fishes fresh or chilled
(2007-08=100)												
2010-11	212.69	169.24	287.34	280.76	156.10	163.53	157.40	148.79	113.86	106.92	151.43	136.35
2011-12	187.89	212.28	273.92	195.07	167.72	186.89	190.29	180.67	134.34	131.07	190.47	144.71
2012-13	184.68	204.81	267.92	193.56	171.49	178.40	213.81	191.02	138.84	139.08	215.48	191.11
2013-14	316.66	186.74	267.92	217.41	186.62	202.88	225.98	200.17	155.22	145.20	238.11	247.73
2014-15	350.96	207.90	277.32	172.23	213.88	193.98	249.87	204.51	173.19	155.20	252.59	270.19
2015 Mar	281.74	209.71	286.29	165.63	217.50	167.92	251.69	189.76	177.10	159.92	259.53	286.70
Apr	286.93	209.56	286.29	172.53	217.50	189.61	251.69	170.54	177.10	159.72	259.53	283.89
May	299.29	229.44	286.29	178.69	219.79	214.91	252.55	163.42	174.38	158.90	259.09	282.30
Jun	352.58	233.89	286.29	177.20	220.89	243.62	252.90	175.64	174.22	156.85	259.09	296.17
Jul	348.00	235.73	286.29	159.33	221.18	237.79	252.90	184.87	174.22	155.92	259.53	308.06
Aug	325.37	235.92	286.29	152.62	226.94	199.19	252.90	206.09	173.66	156.45	261.39	339.60
Sep	318.19	234.67	286.29	154.16	227.46	160.74	253.18	194.92	173.66	156.45	262.48	338.86
Oct	306.38	243.87	286.29	172.23	228.38	146.78	254.04	193.56	173.66	155.85	263.57	339.32
Nov	269.27	245.62	286.29	173.76	229.69	181.52	254.04	205.67	179.16	153.62	263.57	339.32
Dec	258.33	250.31	286.29	172.25	229.69	192.50	255.42	214.79	179.16	153.22	263.57	340.91
2016 Jan	251.68	251.59	286.29	174.55	230.02	197.60	255.42	209.40	179.16	151.58	265.76	342.37
Feb	242.72	247.95	286.29	175.71	230.02	151.73	255.42	204.96	177.45	150.46	266.30	336.96
Mar	235.21	247.46	286.29	172.25	230.02	172.94	255.42	161.26	176.96	150.63	266.3	335.61

Contd.

7.9 Index Numbers of Wholesale Prices by Commodities

Year/Month	ORES/MINERALS, GAS & ELECT.				FOOD, BEVERAGES, TOBACCO TEXTILE, APPAREL, LEATHER TEXTILE					
	Coal not Agglomerated	Natural Gas liquified	Salt pure sodium chloride	Electrical Energy	Meat of Animals	Vegetables & fruit Juices	Dried Fruits & Nuts	Fruits & Juices	Vegetable Oil Refined	Vegetable Ghee

(2007-08=100)

2010-11	120.42	157.03	125.80	166.98	174.86	148.78	170.78	133.20	127.91	118.21
2011-12	149.74	193.29	155.69	176.51	214.40	175.93	197.32	155.58	153.33	141.37
2012-13	209.81	197.43	175.78	226.10	228.80	186.93	219.33	158.67	157.94	141.75
2013-14	223.53	203.85	223.53	281.02	238.93	192.48	221.32	166.33	162.31	141.51
2014-15	223.53	202.94	247.76	292.89	257.56	197.17	226.22	172.75	159.75	132.06
2015 Mar	223.53	201.62	247.16	295.61	260.18	198.31	229.85	173.34	158.10	128.57
Apr	223.53	200.74	248.84	295.61	260.64	199.28	228.25	174.06	155.23	124.33
May	223.53	200.10	248.84	295.61	262.20	199.38	229.34	174.61	153.75	122.65
Jun	223.53	199.99	252.31	295.61	262.20	199.38	228.54	175.80	153.66	122.48
Jul	223.53	200.06	252.31	294.68	262.35	200.07	228.54	177.53	153.56	122.09
Aug	223.53	199.75	252.31	293.09	263.70	200.95	229.85	177.53	152.52	120.70
Sep	235.29	208.83	252.31	293.09	265.13	200.95	230.91	177.53	149.26	119.21
Oct	192.16	209.82	252.31	293.09	266.98	200.95	230.84	177.53	150.19	118.43
Nov	192.16	209.99	252.31	293.09	266.98	201.03	232.47	177.53	149.09	118.02
Dec	192.16	210.78	252.31	293.09	267.04	201.36	240.13	177.53	149.34	118.09
2016 Jan	192.16	211.04	252.31	293.09	268.44	201.36	247.99	175.90	149.31	117.91
Feb	174.51	210.01	252.31	293.09	268.53	201.36	250.38	175.90	148.73	118.76
Mar	176.47	208.35	252.31	293.09	268.99	201.36	250.38	175.99	148.47	119.01

Contd.

7.9 Index Numbers of Wholesale Prices by Commodities

Year / month	FOOD, BEVERAGES, TOBACCO TEXTILE, APPAREL, LEATHER TEXTILE												
	Oil cakes	Processed Liquid Milk	Milk & cream in solid form	Ice cream	Dairy Product N.E.C	Wheat Flour	Other cereal Flour	Sugar Refined	Chocolate	Sugar Confectionary	Coffee & Tea	SPICES	Other Food Product
(2007-08=100)													
2010-11	150.73	154.76	190.61	139.71	141.43	146.53	135.02	251.13	99.77	101.52	165.31	162.42	244.90
2011-12	149.51	182.39	170.43	155.81	184.52	151.98	163.80	229.24	100.35	100.56	192.23	267.98	301.28
2012-13	166.19	207.70	171.54	172.43	207.02	172.24	194.72	201.93	99.19	101.34	203.24	279.84	319.16
2013-14	191.83	211.76	196.23	210.37	220.93	205.78	139.04	206.98	99.19	102.28	215.49	193.08	308.00
2014-15	203.54	243.81	219.96	219.91	239.23	198.20	149.19	217.88	99.19	103.59	192.27	189.96	295.24
2015 Mar	186.18	253.81	221.70	219.91	239.38	198.06	144.94	204.82	99.19	102.28	195.98	189.66	294.23
Apr	200.07	251.52	221.70	219.91	243.80	194.97	146.98	220.03	99.19	102.28	203.67	189.90	294.23
May	206.29	251.52	220.36	219.91	243.80	192.24	173.87	226.96	99.19	102.28	204.59	189.82	292.02
Jun	198.51	251.52	220.46	219.91	243.80	189.05	194.60	235.88	99.19	118.04	206.65	189.97	292.02
Jul	194.96	248.71	220.46	219.91	243.80	190.27	210.16	249.40	99.19	118.04	210.96	189.84	292.02
Aug	199.15	248.71	219.44	219.91	244.55	191.08	214.97	249.46	99.19	118.04	233.14	188.81	292.02
Sep	193.65	248.71	216.31	219.91	244.55	192.14	214.96	246.52	101.06	118.83	240.86	188.73	292.02
Oct	202.18	247.18	216.39	219.91	244.60	197.66	220.69	233.67	101.06	118.83	246.32	188.53	292.02
Nov	212.90	247.18	216.50	219.91	244.60	202.06	224.57	224.95	101.06	118.83	259.94	188.29	292.02
Dec	218.03	247.57	217.97	219.91	244.60	202.13	229.87	210.55	101.06	118.83	261.86	188.33	292.02
2016 Jan	218.92	247.57	219.09	219.91	245.35	202.19	231.67	226.45	101.06	118.83	264.10	188.40	292.52
Feb	217.76	247.57	219.09	223.70	248.13	201.07	225.94	239.31	101.06	118.83	261.24	189.65	292.52
Mar	224.87	247.57	219.09	225.40	248.13	200.63	225.20	237.73	101.06	118.83	238.86	189.77	292.52

Contd.

7.9 Index number of wholesale prices by commodities

Year/month	FOOD, BEVERAGES, TOBACCO TEXTILE, APPAREL, LEATHER TEXTILE									
	Mineral Water	Beverages	Tobacco Product	Cotton Yarn	Nylon Yarn	Blended Yarn	Woven Fabrics	Cotton Fabrics	Other Fabrics	Silk & Reyon Fabrics

(2007-08=100)

2010-11	127.10	120.80	168.69	182.87	174.17	195.31	129.39	137.84	126.16	125.75
2011-12	163.62	133.28	175.62	196.06	190.80	194.74	163.54	167.42	154.74	139.06
2012-13	168.78	137.45	208.80	208.38	181.46	193.63	196.76	175.90	166.96	152.04
2013-14	182.07	151.87	246.42	213.03	178.22	198.57	222.82	189.15	182.16	161.87
2014-15	186.75	170.90	296.01	180.86	157.07	189.75	247.06	199.86	207.66	177.39
2015 Mar	187.86	171.62	290.52	170.43	150.22	182.56	258.39	201.34	212.61	179.89
Apr	187.86	171.62	290.52	170.12	150.22	182.72	258.39	201.34	212.61	181.33
May	187.86	171.95	290.52	170.81	150.22	184.93	258.39	201.34	213.71	181.33
Jun	187.86	171.95	356.45	171.27	150.22	189.54	258.39	201.34	213.71	181.33
Jul	188.22	171.95	356.45	171.27	150.22	188.86	258.39	201.65	214.27	183.23
Aug	188.22	171.95	356.45	167.45	150.22	185.58	258.39	201.65	214.27	183.23
Sep	188.35	171.95	356.45	167.64	147.08	184.15	265.37	201.65	217.95	186.80
Oct	188.35	171.95	356.45	169.21	147.08	183.55	265.37	201.65	217.95	186.80
Nov	188.35	171.95	356.45	178.19	147.08	183.29	265.37	201.65	217.81	186.80
Dec	188.35	171.95	387.30	177.62	147.08	180.89	275.66	201.65	217.81	186.80
2016 Jan	189.02	171.95	387.30	175.73	147.08	178.32	275.66	201.65	217.81	186.80
Feb	189.02	171.95	387.30	175.22	147.08	175.44	275.66	201.65	217.82	186.80
Mar	194.37	172.44	387.30	174.54	147.08	175.44	275.66	204.95	218.24	186.80

Contd.

7.9 Index number of wholesale prices by commodities

Year / month	FOOD, BEVERAGES, TOBACCO TEXTILE, APPAREL, LEATHER TEXTILE										
	Towels	Blankets	Bedsheet	Quilt	Woolen Carpets	Synthetic Carpets	Hosiery Product	Ready made Garments	Leather without Hairs	Other Leather N.E.C	Foot wears

(2007-08=100)

2010-11	141.55	123.47	132.06	128.15	104.56	143.26	126.73	114.24	107.07	112.02	101.48
2011-12	181.78	150.59	165.52	144.49	105.11	147.81	155.38	125.21	109.08	120.09	110.49
2012-13	202.34	179.22	201.81	150.78	106.55	116.43	176.65	137.23	111.60	130.47	134.42
2013-14	231.49	205.36	230.69	166.21	110.96	115.50	191.70	156.73	168.48	288.58	134.22
2014-15	257.45	230.50	249.94	187.32	130.72	124.64	212.44	184.42	215.90	221.91	134.22
2015 Mar	265.62	235.86	255.40	196.84	132.14	126.27	216.06	186.77	207.72	212.39	134.22
Apr	265.62	235.86	256.29	196.84	132.14	126.27	218.08	186.77	215.06	212.39	134.22
May	265.62	235.86	256.29	196.84	132.14	126.27	218.08	188.82	221.97	212.39	134.22
Jun	267.20	235.86	256.29	196.84	132.14	126.27	220.66	193.27	212.68	206.27	134.22
Jul	267.20	235.86	256.29	196.84	132.14	126.27	220.66	193.27	212.68	206.27	134.22
Aug	267.20	235.86	256.29	196.84	132.14	126.27	220.66	193.27	212.68	206.27	134.22
Sep	267.20	235.86	256.29	196.84	132.14	126.27	220.66	193.27	221.97	206.27	134.22
Oct	267.20	235.86	256.29	196.84	132.14	126.27	222.88	193.27	221.97	206.27	134.22
Nov	267.20	243.93	256.29	196.84	142.86	129.25	222.88	193.27	221.97	206.27	137.38
Dec	267.20	243.93	256.29	198.00	142.86	129.25	222.88	193.27	221.97	207.64	137.38
2016 Jan	267.20	243.93	256.29	201.47	154.76	129.25	222.52	193.27	221.97	207.64	137.38
Feb	267.20	243.93	256.29	201.47	166.67	129.25	222.52	193.27	221.97	207.31	137.38
Mar	267.20	243.93	256.29	201.47	181.55	129.25	222.52	193.27	221.97	207.31	139.36

Contd.

7.9 Index number of wholesale prices by commodities

Year/month	OTHER TRANSPORTABLE GOODS												
	Timber	Printing Paper	Hard Board	Coke	Motor Sprit	Diesel Oil	Kerosine Oil	Furnace Oil	Mobile Oil	Chemicals	Dying Materials	Fertilizers	Pesticides
(2007-08=100)													
2010-11	127.27	106.84	110.16	139.84	126.84	194.78	196.30	154.78	150.55	123.06	106.61	174.65	135.09
2011-12	139.00	127.83	150.70	159.41	155.00	240.05	241.84	200.78	173.18	144.52	105.67	258.65	164.20
2012-13	149.51	158.66	193.63	163.45	168.70	257.74	260.42	177.08	183.78	154.14	105.42	261.38	195.99
2013-14	170.36	169.84	220.14	163.45	184.99	271.23	283.49	176.90	194.20	171.90	115.91	266.33	227.17
2014-15	195.72	167.58	218.10	163.45	147.81	214.81	228.04	132.51	201.20	196.13	145.04	272.04	281.42
2015 Mar	202.05	162.79	197.92	163.45	118.71	175.03	178.93	100.86	200.74	196.79	146.55	273.84	290.39
Apr	202.05	162.72	197.92	163.45	125.47	178.33	178.93	94.70	200.74	195.03	146.55	272.54	293.74
May	202.05	164.56	197.92	163.45	125.47	178.33	178.93	114.06	200.65	194.51	146.55	272.00	293.74
Jun	203.35	164.56	197.92	163.45	131.39	187.52	178.93	117.51	201.05	194.51	146.55	272.17	301.98
Jul	204.34	164.56	197.92	163.45	131.39	187.52	178.93	107.57	201.05	192.95	146.55	272.80	306.30
Aug	204.34	164.56	197.92	163.45	129.65	177.90	165.55	90.81	199.10	187.61	146.55	271.71	306.30
Sep	208.04	164.56	197.92	163.45	124.58	170.11	152.12	76.67	199.10	187.25	146.55	275.23	306.30
Oct	213.18	164.56	197.92	163.45	124.58	170.11	152.12	79.32	199.78	186.09	146.55	274.03	312.37
Nov	214.43	164.56	197.92	163.45	128.80	172.03	152.12	75.72	199.78	185.92	146.55	273.25	312.37
Dec	214.43	161.82	197.92	163.45	128.80	171.49	150.01	65.28	199.78	182.83	146.55	271.62	312.37
2016 Jan	216.25	161.82	197.92	163.45	128.80	155.51	128.46	50.24	199.78	182.92	146.55	270.92	312.37
Feb	216.79	161.82	197.92	163.45	120.33	142.84	115.11	48.20	196.00	183.07	146.55	266.79	312.37
Mar	220.36	161.82	197.92	163.45	106.00	134.76	115.11	51.43	196.00	182.47	146.55	264.83	312.37

Contd.

7.9 Index number of wholesale prices by commodities

Year / month	OTHER TRANSPORTABLE GOODS												
	Insecti- cides	Paints & Varnishes	Medicines	Soaps & Detergent	Auto Tyers	Plastic Products	Glass Sheets	Other Glass Articles	Ceramics & Sanitary	Bricks Blocks & Tiles	Cement	Bed Foams	Matches

(2007-08=100)

2010-11	125.88	151.75	115.64	130.52	147.14	135.05	152.83	175.04	129.49	140.85	140.80	113.46	111.73
2011-12	125.90	187.97	117.18	151.04	171.17	179.77	168.41	206.10	136.90	165.89	162.19	126.38	118.84
2012-13	120.85	237.85	138.59	167.01	180.56	193.02	192.56	199.82	158.32	176.20	185.77	141.29	132.57
2013-14	143.37	260.43	139.76	180.26	185.96	201.16	207.04	212.10	182.46	193.91	203.42	148.32	143.20
2014-15	160.37	285.05	144.94	178.53	190.42	216.58	220.72	234.52	213.29	206.14	208.01	154.60	146.44
2015 Mar	142.24	291.17	145.19	178.14	192.43	222.47	228.76	243.63	218.62	208.60	206.83	156.67	143.20
Apr	143.34	291.69	145.19	178.14	191.36	222.47	228.76	243.63	219.25	209.76	206.86	156.67	143.20
May	141.69	291.69	145.19	180.40	191.36	225.35	230.11	243.63	219.45	210.12	207.25	156.67	162.62
Jun	141.69	291.69	145.19	180.02	191.36	225.60	230.11	243.63	219.58	209.47	207.25	156.67	162.62
Jul	140.84	291.69	145.20	180.02	191.78	228.67	231.30	243.63	221.02	209.47	207.29	156.67	162.62
Aug	138.59	295.36	145.20	180.05	191.78	228.34	231.30	243.63	221.62	209.99	206.97	156.67	162.62
Sep	138.59	295.36	145.71	180.67	192.83	228.35	231.30	243.63	227.13	209.99	206.87	156.67	162.62
Oct	138.59	295.36	146.38	180.67	192.83	231.05	231.30	243.63	227.13	216.83	206.70	156.67	162.62
Nov	134.66	295.36	146.67	121.33	192.83	231.05	231.30	243.63	227.13	217.09	206.79	156.67	162.62
Dec	134.66	295.36	146.89	181.28	192.83	231.05	231.30	243.63	227.13	217.47	206.53	157.17	162.62
2016 Jan	134.66	295.36	146.89	181.44	192.68	229.95	231.30	243.63	226.78	216.96	206.70	157.17	162.62
Feb	129.81	295.36	153.18	183.70	186.64	226.58	231.30	243.63	227.51	216.02	206.70	167.67	162.62
Mar	133.20	295.36	156.79	182.03	184.65	226.58	231.30	243.63	227.51	217.05	206.40	167.67	162.62

Contd.

7.9 Index number of wholesale prices by commodities

Year/month	METAL PRODUCT MACHINERY & EQUIPMENT									
	Pig Iron	Steel Bars & Sheets	Pipe Fittings	Steel Products	Engine & Motors	Vacuum Pumps	Air Conditioners	Cultivators	Chuff Cutter	Tractors
(2007-08=100)										
2010-11	128.97	116.14	129.52	125.59	106.23	112.44	147.52	172.18	127.89	152.78
2011-12	128.97	133.06	140.66	152.22	109.07	115.39	165.34	184.47	131.97	177.34
2012-13	128.97	134.92	143.38	162.79	109.07	115.39	174.17	187.71	140.67	161.96
2013-14	128.97	140.15	163.38	169.47	109.07	115.39	180.79	215.46	146.36	188.81
2014-15	128.97	144.81	189.28	173.11	109.07	115.39	195.28	224.52	149.20	214.54
2015 Mar	128.97	140.43	191.94	173.80	109.07	115.39	196.18	219.76	149.20	214.54
Apr	128.97	140.03	191.94	173.88	109.07	115.39	197.69	219.76	149.20	214.54
May	128.97	139.25	191.94	173.88	109.07	115.39	199.53	219.76	149.20	214.54
Jun	128.97	138.84	193.53	173.54	109.07	115.39	199.53	219.76	149.20	214.54
Jul	128.97	138.82	193.53	173.54	109.07	115.39	199.53	219.76	149.20	214.54
Aug	128.97	136.92	192.08	173.54	109.07	115.39	199.53	219.76	149.20	214.54
Sep	128.97	130.45	192.08	173.54	109.07	115.39	200.18	219.76	149.20	214.54
Oct	128.97	129.32	192.08	173.54	109.07	115.39	200.18	219.76	149.20	205.43
Nov	128.97	127.63	195.10	173.54	109.07	115.39	200.18	219.76	149.20	205.43
Dec	128.97	127.00	194.96	176.27	109.07	115.39	200.18	219.76	149.20	205.43
2016 Jan	128.97	125.33	193.06	176.27	109.07	115.39	200.18	219.76	149.20	205.43
Feb	128.97	123.59	193.06	176.83	109.24	115.39	200.18	219.76	149.20	205.43
Mar	128.97	123.70	193.06	176.80	109.24	114.95	201.18	219.76	149.20	205.43

Contd.

7.9 Index number of wholesale prices by commodities

Year / month	METAL PRODUCT MACHINERY & EQUIPMENT								
	Lathe Machine	Concrete Mixer	Refrige Wash & Sew mach Iron	Electrical Wires	Lighting Equip-ments	Radio & Television	Motor Vehicles	Motor Cycles	Bicycles
(2007-08=100)									
2010-11	142.43	135.46	138.87	142.63	115.71	122.93	142.13	116.77	134.71
2011-12	147.58	138.83	162.92	160.69	141.05	130.71	155.07	122.52	166.65
2012-13	147.68	138.83	167.54	160.01	147.57	127.52	170.90	125.06	177.20
2013-14	186.40	138.83	188.44	173.65	163.03	126.49	179.74	125.61	181.58
2014-15	208.81	138.83	197.51	186.83	166.63	126.49	182.92	127.07	184.24
2015 Mar	208.81	138.83	198.16	190.87	168.19	126.49	183.03	128.20	185.63
Apr	208.81	138.83	198.20	190.87	168.19	126.49	183.03	125.89	185.63
May	208.81	138.83	198.30	187.86	168.19	126.49	183.03	125.89	185.63
Jun	208.81	138.83	198.62	187.86	168.19	126.49	183.03	125.89	185.63
Jul	208.81	138.83	198.62	187.86	167.30	126.49	183.03	125.89	185.63
Aug	208.81	138.83	198.62	192.45	167.30	126.49	183.03	125.89	185.63
Sep	208.81	138.83	198.62	192.45	167.30	126.49	183.03	125.89	185.63
Oct	208.81	138.83	200.43	195.19	167.30	126.49	183.03	125.89	185.63
Nov	208.81	138.83	200.43	195.19	167.30	126.49	183.03	125.89	185.63
Dec	208.81	138.83	200.43	195.19	167.30	126.49	183.03	125.89	185.63
2016 Jan	208.81	138.83	199.36	195.19	167.30	126.49	184.14	125.89	185.63
Feb	208.81	138.83	199.42	195.19	167.30	126.49	185.25	125.89	185.63
Mar	208.81	138.83	199.37	195.19	167.30	126.49	185.25	125.89	185.63

Contd.

7.10 Intercity Wholesale Prices of Selected Commodities

Group/Commodity/Item Specification	Unit	City	Prices (Rs.)			% Change in Mar., 2016 Over	
			Mar.,2016	Feb., 2016	Mar., 2015	Feb., 2016	Mar., 2015
			1. Agriculture Forestry & Fishery				
001. Wheat							
0111201. WHEAT AVG. QLTY.	100 KG.	LAH	3562.50	3562.50	3475.00	0.00	2.52
		FAS	3400.00	3400.00	3275.00	0.00	3.82
		RAW	3700.00	3650.00	3565.00	1.37	3.79
		MUL	3425.00	3375.00	3250.00	1.48	5.38
		GUJ	3700.00	3700.00	3325.00	0.00	11.28
		SAH	3312.50	3312.50	3281.50	0.00	0.94
		SAR	3237.50	3237.50	3150.00	0.00	2.78
		SKT	3750.00	3750.00	3437.50	0.00	9.09
		BPR	3412.50	3412.50	3312.50	0.00	3.02
		GJT	3700.00	3700.00	3250.00	0.00	13.85
		KSR	3500.00	3500.00	3437.50	0.00	1.82
		KAR	3600.00	3600.00	3500.00	0.00	2.86
		HYD	3052.50	3452.50	3100.00	-11.59	-1.53
		SKR	3400.00	3400.00	3287.50	0.00	3.42
		LRK	3450.00	3450.00	3125.00	0.00	10.40
		MPK	3150.00	3200.00	2950.00	-1.56	6.78
		NWB	3200.00	3200.00	3425.00	0.00	-6.57
		PSH	3150.00	3200.00	3315.00	-1.56	-4.98
		BNU	3460.00	3460.00	3300.00	0.00	4.85
002. Maize							
0112201. MAIZE AVG. QLTY.	40 KG.	LAH	1050.00	950.00	1150.00	10.53	-8.70
		FAS	1075.00	1075.00	925.00	0.00	16.22
		RAW	1187.50	1187.50	1175.00	0.00	1.06
		SAR	1400.00	1360.00	975.00	2.94	43.59
		KSR	1075.00	975.00	1150.00	10.26	-6.52
		KAR	1042.50	1042.50	1380.00	0.00	-24.46
		HYD	1250.00	1225.00	1100.00	2.04	13.64
		PSH	1080.00	1080.00	960.00	0.00	12.50
		BNU	1400.00	1400.00	1350.00	0.00	3.70
		QTA	1390.00	1390.00	1390.00	0.00	0.00
003. Rice							
0113201. RICE BASMATI SUP. QLTY.	40 KG.	LAH	3462.50	3462.50	4310.00	0.00	-19.66
		FAS	2700.00	2700.00	4000.00	0.00	-32.50
		RAW	4450.00	4450.00	5000.00	0.00	-11.00
		MUL	3100.00	3100.00	3900.00	0.00	-20.51
		GUJ	2560.00	2560.00	3050.00	0.00	-16.07
		SKT	2560.00	2560.00	2980.00	0.00	-14.09
		KAR	3960.00	3960.00	4700.00	0.00	-15.74
		HYD	3750.00	3825.00	4100.00	-1.96	-8.54
		MPK	3600.00	3800.00	4600.00	-5.26	-21.74
		PSH	3350.00	3450.00	3150.00	-2.90	6.35
		MNG	3050.00	3050.00	3600.00	0.00	-15.28
		QTA	4400.00	4400.00	4600.00	0.00	-4.35
0113202. RICE BASMATI BROKEN AVG. QLTY.	40 KG.	LAH	1820.00	1820.00	2535.00	0.00	-28.21
		RAW	2650.00	2650.00	3075.00	0.00	-13.82
		GUJ	1900.00	1900.00	2100.00	0.00	-9.52
		SAH	1625.00	1625.00	2000.00	0.00	-18.75
		SKT	1750.00	1750.00	1920.00	0.00	-8.85
		BPR	1750.00	1750.00	2100.00	0.00	-16.67
		GJT	1800.00	1850.00	2100.00	-2.70	-14.29
		KSR	1975.00	1975.00	2575.00	0.00	-23.30
		KAR	1950.00	1950.00	2760.00	0.00	-29.35
		HYD	1725.00	1800.00	2150.00	-4.17	-19.77
		SKR	2000.00	2000.00	2000.00	0.00	0.00
		LRK	2400.00	2400.00	3200.00	0.00	-25.00
		MPK	1360.00	1350.00	1400.00	0.74	-2.86
		PSH	1650.00	1700.00	1550.00	-2.94	6.45

Contd.

7.10 Intercity Wholesale Prices of Selected Commodities

Group/Commodity/Item Specification	Unit	City	Prices (Rs.)			% Change in Mar., 2016 Over	
			Mar., 2016	Feb., 2016	Mar., 2015	Feb., 2016	Mar., 2015
		BNU	1600.00	1600.00	1650.00	0.00	-3.03
		QTA	2000.00	2400.00	3100.00	-16.67	-35.48
0113203. RICE IRRI-9 PUNJAB	40 KG.	LAH	1700.00	1700.00	2175.00	0.00	-21.84
		FAS	1400.00	1400.00	2600.00	0.00	-46.15
		RAW	1987.50	1987.50	2250.00	0.00	-11.67
		SAR	1675.00	1675.00	1750.00	0.00	-4.29
		SKT	1600.00	1600.00	1600.00	0.00	0.00
		QTA	1360.00	1120.00	1360.00	21.43	0.00
0113204. RICE IRRI-6 SINDH	40 KG.	KAR	1320.00	1320.00	1720.00	0.00	-23.26
		HYD	1425.00	1425.00	1500.00	0.00	-5.00
		SKR	1300.00	1300.00	1200.00	0.00	8.33
		LRK	1080.00	1080.00	1200.00	0.00	-10.00
		NWB	1800.00	1630.00	1630.00	10.43	10.43
		PSH	1325.00	1325.00	1320.00	0.00	0.38
		QTA	1600.00	1360.00	1320.00	17.65	21.21
004. Sorghum / Jowar							
0114201. JOWAR AVG. QLTY.	40 KG.	LAH	1650.00	1550.00	1750.00	6.45	-5.71
		FAS	1450.00	1450.00	1250.00	0.00	16.00
		SAR	1850.00	1850.00	2250.00	0.00	-17.78
		GJT	2150.00	1530.00	2000.00	40.52	7.50
		KAR	1410.00	1410.00	1260.00	0.00	11.90
		HYD	1200.00	1200.00	1550.00	0.00	-22.58
		PSH	1350.00	1490.00	1450.00	-9.40	-6.90
005. Millet / Bajra							
0118201. BAJRA AVG. QLTY.	40 KG.	LAH	1225.00	1225.00	1075.00	0.00	13.95
		FAS	1075.00	1075.00	975.00	0.00	10.26
		SAR	1250.00	1075.00	1025.00	16.28	21.95
		GJT	1200.00	1130.00	900.00	6.19	33.33
		KAR	1210.00	1210.00	1080.00	0.00	12.04
		HYD	1200.00	1090.00	1000.00	10.09	20.00
		PSH	1145.00	1145.00	1132.75	0.00	1.08
006. Vegetables							
0121201. CABBAGE AVG. QLTY.	100 KG.	LAH	1225.00	1125.00	1550.00	8.89	-20.97
		FAS	700.00	450.00	1100.00	55.56	-36.36
		RAW	1875.00	1475.00	1975.00	27.12	-5.06
		MUL	1500.00	1300.00	1500.00	15.38	0.00
		SAR	2150.00	1975.00	2450.00	8.86	-12.24
		SKT	2000.00	2000.00	3000.00	0.00	-33.33
		KAR	1225.00	1380.00	950.00	-11.23	28.95
		SKR	1400.00	1200.00	1200.00	16.67	16.67
		PSH	2100.00	1450.00	2100.00	44.83	0.00
0121301. CAULIFLOWER AVG. QLTY.	100 KG.	LAH	850.00	950.00	3100.00	-10.53	-72.58
		FAS	1000.00	900.00	1400.00	11.11	-28.57
		MUL	1300.00	1100.00	1900.00	18.18	-31.58
		SKT	3200.00	2800.00	4000.00	14.29	-20.00
		KAR	1550.00	1550.00	3100.00	0.00	-50.00
		SKR	1000.00	2400.00	1500.00	-58.33	-33.33
		MPK	2000.00	1900.00	1700.00	5.26	17.65
		PSH	2000.00	1450.00	2600.00	37.93	-23.08
		QTA	1700.00	5200.00	2700.00	-67.31	-37.04
0122201. CUCUMBER (KHEERA) AVG. QLTY.	100 KG.	LAH	1650.00	2750.00	2750.00	-40.00	-40.00
		FAS	1800.00	2500.00	1850.00	-28.00	-2.70
		RAW	1550.00	2000.00	2350.00	-22.50	-34.04
		MUL	2200.00	3750.00	1800.00	-41.33	22.22
		GUJ	1450.00	3500.00	2800.00	-58.57	-48.21
		SAR	1775.00	3175.00	2650.00	-44.09	-33.02
		SKT	2800.00	3500.00	3000.00	-20.00	-6.67
		KAR	1450.00	2100.00	2300.00	-30.95	-36.96
		HYD	2200.00	2200.00	3500.00	0.00	-37.14
		SKR	1400.00	2800.00	2300.00	-50.00	-39.13

Contd.

7.10 Intercity Wholesale Prices of Selected Commodities

Group/Commodity/Item Specification	Unit	City	Prices (Rs.)			% Change in Mar., 2016 Over	
			Mar., 2016	Feb., 2016	Mar., 2015	Feb., 2016	Mar., 2015
0122401. TOMATOES AVG. QLTY.	40 KG.	PSH	2350.00	4000.00	2400.00	-41.25	-2.08
		BNU	2000.00	3500.00	3000.00	-42.86	-33.33
		QTA	2000.00	6600.00	3200.00	-69.70	-37.50
		LAH	620.00	825.00	1430.00	-24.85	-56.64
		FAS	1200.00	1200.00	1700.00	0.00	-29.41
		RAW	975.00	1375.00	2325.00	-29.09	-58.06
		MUL	1100.00	1100.00	1700.00	0.00	-35.29
		GUJ	800.00	1600.00	2100.00	-50.00	-61.90
		SAH	1125.00	1125.00	2100.00	0.00	-46.43
		SAR	610.00	890.00	1650.00	-31.46	-63.03
		SKT	1000.00	1300.00	2000.00	-23.08	-50.00
		BPR	660.00	1240.00	2040.00	-46.77	-67.65
		GJT	800.00	1600.00	2100.00	-50.00	-61.90
		KAR	370.00	470.00	760.00	-21.28	-51.32
		HYD	325.00	500.00	1350.00	-35.00	-75.93
		SKR	600.00	575.00	1111.00	4.35	-45.99
		LRK	800.00	1000.00	2400.00	-20.00	-66.67
MPK	340.00	340.00	1040.00	0.00	-67.31		
PSH	2100.00	1000.00	2160.00	110.00	-2.78		
BNU	720.00	800.00	1700.00	-10.00	-57.65		
MNG	1175.00	1400.00	2150.00	-16.07	-45.35		
QTA	600.00	880.00	1680.00	-31.82	-64.29		
0123201. PEAS (MATAR) AVG. QLTY.	100 KG.	LAH	3350.00	3100.00	1550.00	8.06	116.13
		FAS	2750.00	2750.00	1850.00	0.00	48.65
		RAW	4075.00	4025.00	1750.00	1.24	132.86
		GUJ	4100.00	3850.00	2000.00	6.49	105.00
		SKT	4500.00	3550.00	2000.00	26.76	125.00
		KAR	4650.00	3600.00	3500.00	29.17	32.86
		SKR	3600.00	4000.00	2400.00	-10.00	50.00
		MPK	3850.00	3850.00	3500.00	0.00	10.00
		PSH	4650.00	4650.00	5200.00	0.00	-10.58
		BNU	3600.00	3500.00	3600.00	2.86	0.00
		QTA	6600.00	3200.00	4200.00	106.25	57.14
0124101. TURNIP AVG. QLTY.	100 KG.	LAH	1250.00	950.00	875.00	31.58	42.86
		FAS	750.00	750.00	700.00	0.00	7.14
		RAW	1875.00	1625.00	1425.00	15.38	31.58
		MUL	1300.00	900.00	850.00	44.44	52.94
		SKT	2000.00	2000.00	1500.00	0.00	33.33
		KAR	1225.00	725.00	1450.00	68.97	-15.52
		SKR	1600.00	1200.00	1000.00	33.33	60.00
		PSH	1200.00	1100.00	1200.00	9.09	0.00
MNG	1900.00	1750.00	1700.00	8.57	11.76		
QTA	1000.00	3200.00	1200.00	-68.75	-16.67		
0124102. CARROT AVG. QLTY.	100 KG.	LAH	1550.00	975.00	1825.00	58.97	-15.07
		FAS	900.00	900.00	1600.00	0.00	-43.75
		RAW	2025.00	1975.00	1675.00	2.53	20.90
		MUL	1400.00	1100.00	1300.00	27.27	7.69
		GUJ	1450.00	1250.00	1450.00	16.00	0.00
		SAR	2250.00	850.00	2387.50	164.71	-5.76
		SKT	2000.00	1900.00	2500.00	5.26	-20.00
		KAR	2100.00	1100.00	1100.00	90.91	90.91
		SKR	1800.00	1400.00	1700.00	28.57	5.88
		MPK	1000.00	1000.00	1500.00	0.00	-33.33
PSH	1900.00	1550.00	2300.00	22.58	-17.39		
MNG	2750.00	2000.00	3050.00	37.50	-9.84		
QTA	1000.00	1800.00	1700.00	-44.44	-41.18		
0124201. GARLIC	40 KG.	LAH	9300.00	6700.00	5030.00	38.81	84.89
		FAS	4250.00	4250.00	3800.00	0.00	11.84
		RAW	8300.00	6325.00	3650.00	31.23	127.40
		SAR	10850.00	8050.00	4760.00	34.78	127.94

Contd.

7.10 Intercity Wholesale Prices of Selected Commodities

Group/Commodity/Item Specification	Unit	City	Prices (Rs.)			% Change in Mar., 2016 Over	
			Mar., 2016	Feb., 2016	Mar., 2015	Feb., 2016	Mar., 2015
		SKT	10000.00	8500.00	5200.00	17.65	92.31
		GJT	10500.00	8000.00	4800.00	31.25	118.75
		KAR	10500.00	7600.00	5000.00	38.16	110.00
		HYD	9250.00	8100.00	4800.00	14.20	92.71
		SKR	8400.00	8000.00	4400.00	5.00	90.91
		PSH	7400.00	7400.00	4600.00	0.00	60.87
		MNG	8800.00	8800.00	5100.00	0.00	72.55
		QTA	7200.00	7600.00	4400.00	-5.26	63.64
0124301. ONIONS DRY AVG. QLTY.	40 KG.	LAH	1180.00	1222.50	625.00	-3.48	88.80
		FAS	1100.00	900.00	900.00	22.22	22.22
		RAW	1625.00	1625.00	1125.00	0.00	44.44
		MUL	1140.00	1300.00	850.00	-12.31	34.12
		GUJ	1350.00	1300.00	1000.00	3.85	35.00
		SAH	1375.00	1360.00	760.00	1.10	80.92
		SAR	1090.00	890.00	1040.00	22.47	4.81
		SKT	1400.00	1400.00	1200.00	0.00	16.67
		BPR	1480.00	1480.00	1000.00	0.00	48.00
		GJT	1400.00	1400.00	950.00	0.00	47.37
		KSR	1080.00	1160.00	645.00	-6.90	67.44
		KAR	990.00	990.00	580.00	0.00	70.69
		HYD	975.00	1025.00	525.00	-4.88	85.71
		SKR	1000.00	1200.00	560.00	-16.67	78.57
		LRK	1400.00	1550.00	800.00	-9.68	75.00
		MPK	1000.00	1000.00	500.00	0.00	100.00
		NWB	1200.00	1200.00	800.00	0.00	50.00
		PSH	1300.00	1300.00	1120.00	0.00	16.07
		BNU	1600.00	1400.00	1100.00	14.29	45.45
		MNG	1900.00	1800.00	1225.00	5.56	55.10
		QTA	1200.00	1200.00	530.00	0.00	126.42
0124901. RADDISH AVG. QLTY.	100 KG.	RAW	1575.00	1575.00	1325.00	0.00	18.87
		MUL	1100.00	900.00	750.00	22.22	46.67
		GUJ	1200.00	1200.00	1050.00	0.00	14.29
		SAR	1950.00	1310.00	1275.00	48.85	52.94
		SKT	1000.00	1000.00	1500.00	0.00	-33.33
		KAR	825.00	650.00	1250.00	26.92	-34.00
		MPK	1100.00	750.00	1000.00	46.67	10.00
		PSH	800.00	800.00	667.00	0.00	19.94
007. Fresh Fruits							
0131201. BANANA AVG. QLTY.	DOZ.	LAH	61.00	52.50	37.50	16.19	62.67
		FAS	43.75	43.75	42.50	0.00	2.94
		RAW	64.00	62.50	78.75	2.40	-18.73
		MUL	52.50	57.50	67.50	-8.70	-22.22
		GUJ	65.00	57.50	47.50	13.04	36.84
		SKT	62.50	50.00	50.00	25.00	25.00
		BPR	52.50	52.50	52.50	0.00	0.00
		GJT	65.00	60.00	45.50	8.33	42.86
		KAR	27.00	27.00	35.00	0.00	-22.86
		HYD	63.75	47.50	43.50	34.21	46.55
		SKR	50.00	40.00	42.50	25.00	17.65
		MPK	16.50	15.50	25.00	6.45	-34.00
		PSH	45.00	45.00	42.50	0.00	5.88
		MNG	70.00	70.00	65.00	0.00	7.69
0131701. PAPAYA (PAPETA)	40 KG.	LAH	4650.00	4650.00	3700.00	0.00	25.68
		KAR	2300.00	3250.00	1900.00	-29.23	21.05
		HYD	4000.00	4000.00	2500.00	0.00	60.00
		MPK	2450.00	2750.00	2600.00	-10.91	-5.77
0132301. MALTA AVG. QLTY.	100	LAH	775.00	775.00	850.00	0.00	-8.82
		FAS	725.00	550.00	775.00	31.82	-6.45
		RAW	900.00	736.25	775.00	22.24	16.13
		SAR	562.50	562.50	475.00	0.00	18.42

Contd.

7.10 Intercity Wholesale Prices of Selected Commodities

Group/Commodity/Item Specification	Unit	City	Prices (Rs.)			% Change in Mar., 2016 Over	
			Mar., 2016	Feb., 2016	Mar., 2015	Feb., 2016	Mar., 2015
		KAR	700.00	500.00	850.00	40.00	-17.65
		HYD	800.00	700.00	900.00	14.29	-11.11
		PSH	1100.00	1000.00	683.50	10.00	60.94
		QTA	550.00	550.00	340.00	0.00	61.76
0132302. KINO AVG. QLTY.	100	LAH	725.00	675.00	700.00	7.41	3.57
		FAS	575.00	450.00	475.00	27.78	21.05
		RAW	725.00	582.50	425.00	24.46	70.59
		SAR	462.50	412.50	437.50	12.12	5.71
		KAR	870.00	625.00	425.00	39.20	104.71
		HYD	575.00	455.00	500.00	26.37	15.00
		PSH	850.00	700.00	450.00	21.43	88.89
		QTA	550.00	550.00	340.00	0.00	61.76
0134401. STRAWBURY	40 KG.	LAH	4700.00	3350.00	2900.00	40.30	62.07
		RAW	10300.00	10675.00	7550.00	-3.51	36.42
		KAR	5000.00	8400.00	5800.00	-40.48	-13.79
		SKR	3200.00	5600.00	4800.00	-42.86	-33.33
0135101. APPLE AVG. QLTY.	40 KG.	LAH	2375.00	2375.00	3100.00	0.00	-23.39
		RAW	2525.00	2525.00	2525.00	0.00	0.00
		MUL	3000.00	3400.00	4200.00	-11.76	-28.57
		KAR	2540.00	2300.00	2500.00	10.43	1.60
		HYD	2350.00	2350.00	2250.00	0.00	4.44
		SKR	1866.00	1840.00	2142.00	1.41	-12.89
		PSH	2500.00	2800.00	2600.00	-10.71	-3.85
		MNG	3400.00	3400.00	4000.00	0.00	-15.00
		QTA	3040.00	3040.00	3800.00	0.00	-20.00
0135102. APPLE SUP. QLTY.	40 KG.	LAH	3825.00	3825.00	5350.00	0.00	-28.50
		RAW	6125.00	6050.00	5550.00	1.24	10.36
		GJT	4550.00	4550.00	4625.00	0.00	-1.62
		KAR	3800.00	3650.00	3900.00	4.11	-2.56
		PSH	3100.00	3200.00	3200.00	-3.13	-3.13
		MNG	4100.00	4100.00	5100.00	0.00	-19.61
		QTA	4040.00	4040.00	4800.00	0.00	-15.83
0135901. GUAVA AVG. QLTY.	40 KG.	LAH	1675.00	1575.00	2625.00	6.35	-36.19
		RAW	2875.00	2800.00	2125.00	2.68	35.29
		MUL	2100.00	1900.00	2300.00	10.53	-8.70
		KAR	725.00	625.00	1320.00	16.00	-45.08
		HYD	1200.00	1250.00	1200.00	-4.00	0.00
		PSH	2400.00	2000.00	2100.00	20.00	14.29
		QTA	2240.00	1840.00	1880.00	21.74	19.15
0136101. WATER MELON	40 KG.	LAH	690.00	690.00	1050.00	0.00	-34.29
		FAS	2600.00	2600.00	700.00	0.00	271.43
		RAW	775.00	775.00	1375.00	0.00	-43.64
		MUL	735.00	735.00	750.00	0.00	-2.00
		KSR	745.00	745.00	925.00	0.00	-19.46
		KAR	820.00	1200.00	1240.00	-31.67	-33.87
		HYD	2500.00	2500.00	1400.00	0.00	78.57
		SKR	1000.00	1000.00	1200.00	0.00	-16.67
		PSH	1000.00	1000.00	1100.00	0.00	-9.09
		QTA	640.00	640.00	760.00	0.00	-15.79
0136102. MUSK MELON (SARDA/GARMA)	40 KG.	LAH	1700.00	1875.00	2100.00	-9.33	-19.05
		RAW	2500.00	4100.00	2625.00	-39.02	-4.76
		SKT	2000.00	2000.00	1200.00	0.00	66.67
		KAR	730.00	1450.00	1900.00	-49.66	-61.58
		PSH	2300.00	1750.00	1640.00	31.43	40.24
0136103. SWEET MELON (KHURBOZA)	40 KG.	LAH	1690.00	1690.00	1750.00	0.00	-3.43
		RAW	1775.00	1775.00	3050.00	0.00	-41.80
		KAR	1240.00	1240.00	2100.00	0.00	-40.95
		HYD	2400.00	2400.00	2500.00	0.00	-4.00
008. Dry Fruits							
0138101. ALMOND KAGZI(IN SHELL)AVG. QLTY.	40 KG.	LAH	21800.00	21800.00	21800.00	0.00	0.00

Contd.

7.10 Intercity Wholesale Prices of Selected Commodities

Group/Commodity/Item Specification	Unit	City	Prices (Rs.)			% Change in Mar., 2016 Over	
			Mar., 2016	Feb., 2016	Mar., 2015	Feb., 2016	Mar., 2015
		RAW	16250.00	16250.00	14250.00	0.00	14.04
		MUL	25000.00	25000.00	26500.00	0.00	-5.66
		KAR	26500.00	26500.00	20400.00	0.00	29.90
		HYD	22000.00	22000.00	20000.00	0.00	10.00
		MPK	28500.00	28500.00	24000.00	0.00	18.75
		PSH	27500.00	27500.00	26000.00	0.00	5.77
		MNG	28000.00	28000.00	26400.00	0.00	6.06
		QTA	20000.00	20000.00	13200.00	0.00	51.52
0138401. CHHOARA (DRY DATES) AVG. QLTY.	40 KG.	LAH	3825.00	3825.00	3100.00	0.00	23.39
		FAS	3100.00	3500.00	2300.00	-11.43	34.78
		RAW	3950.00	3950.00	4150.00	0.00	-4.82
		MUL	4300.00	4450.00	3500.00	-3.37	22.86
		KAR	4740.00	4740.00	3900.00	0.00	21.54
		HYD	3200.00	3200.00	3300.00	0.00	-3.03
		MPK	2500.00	2500.00	2000.00	0.00	25.00
		PSH	3600.00	3600.00	3200.00	0.00	12.50
		BNU	3800.00	3800.00	3700.00	0.00	2.70
0138501. PISTACHIO(WITHOUT SHELL)AVG. QLTY	40 KG.	LAH	81500.00	81500.00	74500.00	0.00	9.40
		RAW	72500.00	72500.00	75250.00	0.00	-3.65
		MUL	73000.00	73500.00	81000.00	-0.68	-9.88
		KAR	95000.00	95000.00	82000.00	0.00	15.85
		HYD	88000.00	88000.00	80000.00	0.00	10.00
		SKR	83500.00	83500.00	83500.00	0.00	0.00
		PSH	75000.00	75000.00	75000.00	0.00	0.00
		QTA	58000.00	58000.00	58000.00	0.00	0.00
0138901. COCONUT DRY AVG. QLTY.	40 KG.	LAH	9100.00	9100.00	10250.00	0.00	-11.22
		MUL	7750.00	7900.00	9100.00	-1.90	-14.84
		GJT	7000.00	7000.00	9000.00	0.00	-22.22
		KAR	7700.00	7700.00	9400.00	0.00	-18.09
		HYD	8350.00	8500.00	10000.00	-1.76	-16.50
		SKR	9600.00	9600.00	9600.00	0.00	0.00
		MPK	9200.00	9200.00	9400.00	0.00	-2.13
		PSH	7200.00	7200.00	9600.00	0.00	-25.00
		MNG	8000.00	8000.00	10000.00	0.00	-20.00
009. Cotton Seeds							
0143101. COTTON SEEDS	40 KG.	FAS	1550.00	1640.00	975.00	-5.49	58.97
		MUL	1500.00	1500.00	1060.00	0.00	41.51
		SAH	1475.00	1475.00	985.00	0.00	49.75
		SAR	1675.00	1625.00	1325.00	3.08	26.42
		SKT	1700.00	1700.00	1470.00	0.00	15.65
		KSR	1425.00	1425.00	1425.00	0.00	0.00
		KAR	2845.00	2845.00	2520.00	0.00	12.90
		HYD	1200.00	1400.00	972.00	-14.29	23.46
010. Other Oil Seeds							
0144201. MUSTARD SEEDS	40 KG.	FAS	2050.00	2050.00	1750.00	0.00	17.14
		MUL	2050.00	2050.00	2150.00	0.00	-4.65
		SAH	1950.00	1825.00	1950.00	6.85	0.00
		BPR	1950.00	2250.00	2050.00	-13.33	-4.88
		KSR	2750.00	2750.00	2750.00	0.00	0.00
		KAR	2520.00	2520.00	2680.00	0.00	-5.97
		HYD	1900.00	2100.00	2400.00	-9.52	-20.83
		MPK	1900.00	1600.00	2000.00	18.75	-5.00
		NWB	1500.00	1500.00	3200.00	0.00	-53.13
		PSH	3400.00	3400.00	3200.00	0.00	6.25
011. Edible Roots / Potatoes							
0151001. POTATOES WHITE AVG. QLTY.	40 KG.	KAR	390.00	390.00	420.00	0.00	-7.14
		HYD	375.00	400.00	675.00	-6.25	-44.44
		SKR	410.00	400.00	500.00	2.50	-18.00
		MPK	320.00	320.00	400.00	0.00	-20.00
		QTA	480.00	580.00	640.00	-17.24	-25.00

Contd.

7.10 Intercity Wholesale Prices of Selected Commodities

Group/Commodity/Item Specification	Unit	City	Prices (Rs.)			% Change in Mar., 2016 Over	
			Mar., 2016	Feb., 2016	Mar., 2015	Feb., 2016	Mar., 2015
			0151002. POTATOES RED AVG. QLTY.	40 KG.	LAH	445.00	490.00
		FAS	280.00	280.00	560.00	0.00	-50.00
		RAW	690.00	960.00	710.00	-28.13	-2.82
		MUL	460.00	475.00	590.00	-3.16	-22.03
		GUJ	450.00	400.00	550.00	12.50	-18.18
		SAH	395.00	345.00	735.00	14.49	-46.26
		SAR	450.00	450.00	680.00	0.00	-33.82
		SKT	600.00	600.00	700.00	0.00	-14.29
		BPR	500.00	500.00	620.00	0.00	-19.35
		PSH	640.00	640.00	720.00	0.00	-11.11
		MNG	687.50	687.50	960.00	0.00	-28.39
012. Stimulant & Spice Crops							
0165201. RED CHILLIES DRY(WHOLE)	40 KG.	LAH	8350.00	8350.00	9575.00	0.00	-12.79
		FAS	7100.00	7100.00	7200.00	0.00	-1.39
		RAW	9250.00	9250.00	9050.00	0.00	2.21
		MUL	6750.00	7650.00	7100.00	-11.76	-4.93
		KAR	7000.00	7000.00	9000.00	0.00	-22.22
		HYD	7500.00	7500.00	7500.00	0.00	0.00
		MPK	7250.00	7250.00	7200.00	0.00	0.69
		PSH	8000.00	8000.00	8600.00	0.00	-6.98
		QTA	11600.00	11600.00	10600.00	0.00	9.43
0165401. CUMINSEED WHITE 50 G.PKT.NAT.	EACH	LAH	49.50	49.50	49.50	0.00	0.00
		FAS	48.28	48.28	48.28	0.00	0.00
		RAW	46.00	46.00	46.00	0.00	0.00
		MUL	48.25	48.67	48.67	-0.86	-0.86
		KAR	50.00	50.00	50.00	0.00	0.00
		HYD	52.00	52.00	52.00	0.00	0.00
		MPK	40.45	40.45	40.45	0.00	0.00
		PSH	51.00	51.00	51.00	0.00	0.00
		MNG	45.00	45.00	45.00	0.00	0.00
		QTA	46.00	46.00	46.00	0.00	0.00
0165402. CARDAMOM LARGE	40 KG.	LAH	108000.00	108000.00	98500.00	0.00	9.64
		RAW	75500.00	75500.00	95500.00	0.00	-20.94
		MUL	107500.00	129000.00	119000.00	-16.67	-9.66
		KAR	115000.00	115000.00	122000.00	0.00	-5.74
		HYD	80000.00	90000.00	120000.00	-11.11	-33.33
		MPK	110000.00	110000.00	110000.00	0.00	0.00
		PSH	64000.00	64000.00	123000.00	0.00	-47.97
		QTA	104000.00	104000.00	104000.00	0.00	0.00
0165403. CARDAMOM SMALL	KG.	LAH	1225.00	1225.00	1175.00	0.00	4.26
		RAW	1325.00	1325.00	1325.00	0.00	0.00
		MUL	1010.00	1050.00	1250.00	-3.81	-19.20
		KAR	1325.00	1325.00	1225.00	0.00	8.16
		HYD	1350.00	1350.00	1400.00	0.00	-3.57
		MPK	1000.00	1000.00	1000.00	0.00	0.00
		PSH	1250.00	1250.00	1375.00	0.00	-9.09
		QTA	925.00	925.00	925.00	0.00	0.00
0165501. CINNAMON	40 KG.	RAW	9250.00	9250.00	9250.00	0.00	0.00
		MUL	9400.00	9500.00	13250.00	-1.05	-29.06
		KAR	9100.00	9100.00	10600.00	0.00	-14.15
		PSH	8600.00	8600.00	10000.00	0.00	-14.00
		QTA	5100.00	5100.00	5100.00	0.00	0.00
0165701. GINGER GREEN	40 KG.	LAH	3050.00	3050.00	6625.00	0.00	-53.96
		FAS	2750.00	2750.00	3900.00	0.00	-29.49
		RAW	3625.00	3900.00	5050.00	-7.05	-28.22
		SAR	3825.00	4350.00	4720.00	-12.07	-18.96
		SKT	5600.00	5600.00	6200.00	0.00	-9.68
		KAR	2640.00	2740.00	4300.00	-3.65	-38.60
		HYD	3600.00	4000.00	5550.00	-10.00	-35.14
		SKR	3500.00	3600.00	4600.00	-2.78	-23.91

Contd.

7.10 Intercity Wholesale Prices of Selected Commodities

Group/Commodity/Item Specification	Unit	City	Prices (Rs.)			% Change in Mar., 2016 Over	
			Mar., 2016	Feb., 2016	Mar., 2015	Feb., 2016	Mar., 2015
		PSH	5500.00	5500.00	5100.00	0.00	7.84
		MNG	5600.00	5600.00	7200.00	0.00	-22.22
		QTA	6800.00	7200.00	4400.00	-5.56	54.55
013. Pulses							
0170101. KIDNEY BEANS DRY WHOLE (LOBIA)	40 KG.	LAH	5075.00	5250.00	5450.00	-3.33	-6.88
		RAW	4675.00	4675.00	4825.00	0.00	-3.11
		MUL	4100.00	4100.00	4100.00	0.00	0.00
		KSR	4850.00	4900.00	5650.00	-1.02	-14.16
		KAR	4340.00	4340.00	4100.00	0.00	5.85
		HYD	3400.00	3400.00	3000.00	0.00	13.33
		PSH	3600.00	3750.00	3350.00	-4.00	7.46
		BNU	4800.00	4400.00	4500.00	9.09	6.67
		QTA	5600.00	5600.00	5000.00	0.00	12.00
0170401. MASOOR WHOLE AVG. QLTY.	100 KG.	LAH	11250.00	11250.00	11200.00	0.00	0.45
		FAS	9875.00	9875.00	9250.00	0.00	6.76
		RAW	13400.00	13400.00	11250.00	0.00	19.11
		MUL	9900.00	9800.00	10100.00	1.02	-1.98
		SAR	10125.00	10125.00	9750.00	0.00	3.85
		SKT	12000.00	12000.00	12000.00	0.00	0.00
		BPR	11250.00	11250.00	11750.00	0.00	-4.26
		GJT	10250.00	11250.00	10000.00	-8.89	2.50
		KSR	10250.00	10250.00	11150.00	0.00	-8.07
		KAR	10550.00	10550.00	10250.00	0.00	2.93
		HYD	9200.00	9200.00	9800.00	0.00	-6.12
		SKR	11200.00	11500.00	9500.00	-2.61	17.89
		LRK	11000.00	11000.00	10000.00	0.00	10.00
		MPK	10500.00	10400.00	10500.00	0.96	0.00
		PSH	12000.00	12000.00	11200.00	0.00	7.14
		QTA	12600.00	12600.00	13000.00	0.00	-3.08
0170402. MASOOR SPLIT AVG. QLTY.	100 KG.	LAH	12900.00	12900.00	11650.00	0.00	10.73
		FAS	11250.00	11250.00	9700.00	0.00	15.98
		RAW	14225.00	14225.00	12900.00	0.00	10.27
		MUL	10750.00	10375.00	10750.00	3.61	0.00
		SAR	11250.00	11750.00	10950.00	-4.26	2.74
		SKT	12700.00	12700.00	9000.00	0.00	41.11
		BPR	12250.00	12250.00	11750.00	0.00	4.26
		GJT	13000.00	14500.00	12000.00	-10.34	8.33
		KAR	12350.00	12350.00	11250.00	0.00	9.78
		HYD	10700.00	10700.00	11000.00	0.00	-2.73
		SKR	11700.00	12500.00	12500.00	-6.40	-6.40
		LRK	12000.00	12000.00	11800.00	0.00	1.69
		MPK	11400.00	11500.00	12000.00	-0.87	-5.00
		PSH	12000.00	12000.00	11200.00	0.00	7.14
		QTA	11600.00	11600.00	14200.00	0.00	-18.31
0170901. GRAM WHOLE YELLOW AVG. QLTY.	100 KG.	LAH	9850.00	10250.00	11750.00	-3.90	-16.17
		FAS	8750.00	8750.00	5400.00	0.00	62.04
		RAW	9200.00	9200.00	9050.00	0.00	1.66
		MUL	10125.00	10375.00	8300.00	-2.41	21.99
		SAR	10125.00	9250.00	5875.00	9.46	72.34
		BPR	11000.00	11000.00	9250.00	0.00	18.92
		GJT	9000.00	9000.00	8500.00	0.00	5.88
		KAR	10700.00	10700.00	8500.00	0.00	25.88
		HYD	8600.00	8600.00	9000.00	0.00	-4.44
		SKR	10400.00	10500.00	9500.00	-0.95	9.47
		MPK	11200.00	11000.00	8400.00	1.82	33.33
		PSH	10500.00	10250.00	7150.00	2.44	46.85
		BNU	8200.00	8200.00	8200.00	0.00	0.00
		QTA	14500.00	14500.00	13500.00	0.00	7.41
0170902. GRAM SPLIT AVG. QLTY.	100 KG.	LAH	10250.00	10650.00	6400.00	-3.76	60.16
		FAS	8950.00	8950.00	5300.00	0.00	68.87

Contd.

7.10 Intercity Wholesale Prices of Selected Commodities

Group/Commodity/Item Specification	Unit	City	Prices (Rs.)			% Change in Mar., 2016 Over	
			Mar., 2016	Feb., 2016	Mar., 2015	Feb., 2016	Mar., 2015
		RAW	11100.00	11400.00	7100.00	-2.63	56.34
		MUL	9562.50	9312.50	5950.00	2.68	60.71
		GUJ	11250.00	11250.00	6500.00	0.00	73.08
		SAR	10150.00	9825.00	6000.00	3.31	69.17
		SKT	9800.00	9800.00	6200.00	0.00	58.06
		BPR	10100.00	10100.00	6750.00	0.00	49.63
		GJT	10000.00	9250.00	5800.00	8.11	72.41
		KAR	9750.00	10500.00	6100.00	-7.14	59.84
		HYD	9600.00	9500.00	6000.00	1.05	60.00
		SKR	10600.00	11000.00	6000.00	-3.64	76.67
		MPK	10600.00	10000.00	6800.00	6.00	55.88
		PSH	10500.00	11500.00	7250.00	-8.70	44.83
		BNU	10300.00	11500.00	6300.00	-10.43	63.49
		QTA	12600.00	12600.00	8600.00	0.00	46.51
0170903. MASH WHOLE AVG. QLTY.	100 KG.	LAH	21750.00	20750.00	13575.00	4.82	60.22
		FAS	17000.00	17000.00	10500.00	0.00	61.90
		RAW	22700.00	22700.00	13000.00	0.00	74.62
		MUL	16250.00	16250.00	11900.00	0.00	36.55
		SKT	21000.00	21000.00	13000.00	0.00	61.54
		KSR	22500.00	21500.00	13250.00	4.65	69.81
		KAR	22250.00	22250.00	12250.00	0.00	81.63
0170904. MASH SPLIT AVG. QLTY.	100 KG.	LAH	23750.00	22750.00	16125.00	4.40	47.29
		FAS	19000.00	19000.00	12000.00	0.00	58.33
		RAW	24500.00	24500.00	14250.00	0.00	71.93
		MUL	22875.00	22875.00	13650.00	0.00	67.58
		SKT	22500.00	22500.00	15000.00	0.00	50.00
		KSR	24250.00	23750.00	15900.00	2.11	52.52
		KAR	23500.00	23500.00	13250.00	0.00	77.36
		HYD	22500.00	23550.00	12500.00	-4.46	80.00
		SKR	24000.00	24000.00	13500.00	0.00	77.78
		MPK	23000.00	24000.00	13400.00	-4.17	71.64
		PSH	24000.00	24000.00	15800.00	0.00	51.90
		MNG	23200.00	22000.00	12000.00	5.45	93.33
		QTA	26600.00	26200.00	17600.00	1.53	51.14
0170905. MOONG WHOLE AVG. QLTY.	100 KG.	LAH	13600.00	13600.00	13275.00	0.00	2.45
		FAS	9750.00	9750.00	12250.00	0.00	-20.41
		RAW	14900.00	14900.00	13750.00	0.00	8.36
		MUL	10125.00	10375.00	12250.00	-2.41	-17.35
		SKT	14000.00	14000.00	14000.00	0.00	0.00
		GJT	11250.00	11250.00	13800.00	0.00	-18.48
		KSR	13250.00	13250.00	13900.00	0.00	-4.68
		KAR	12850.00	12850.00	14250.00	0.00	-9.82
		SKR	13500.00	12500.00	12000.00	8.00	12.50
		PSH	11400.00	11850.00	12750.00	-3.80	-10.59
		MNG	11200.00	10400.00	12750.00	7.69	-12.16
		QTA	16500.00	16500.00	18000.00	0.00	-8.33
0170906. MOONG SPLIT AVG. QLTY.	100 KG.	LAH	14250.00	14250.00	14850.00	0.00	-4.04
		FAS	11250.00	11250.00	13250.00	0.00	-15.09
		RAW	15050.00	15050.00	14100.00	0.00	6.74
		MUL	11500.00	11750.00	14250.00	-2.13	-19.30
		SKT	14400.00	14400.00	14000.00	0.00	2.86
		GJT	12250.00	12250.00	14750.00	0.00	-16.95
		KAR	13800.00	13800.00	15250.00	0.00	-9.51
		HYD	12100.00	12100.00	15000.00	0.00	-19.33
		SKR	13750.00	13750.00	15000.00	0.00	-8.33
		MPK	14600.00	15000.00	16600.00	-2.67	-12.05
		PSH	11450.00	13000.00	12750.00	-11.92	-10.20
		MNG	12800.00	12800.00	14000.00	0.00	-8.57
		QTA	16100.00	16100.00	17600.00	0.00	-8.52

Contd.

7.10 Intercity Wholesale Prices of Selected Commodities

Group/Commodity/Item Specification	Unit	City	Prices (Rs.)			% Change in Mar., 2016 Over		
			Mar.,2016	Feb., 2016	Mar., 2015	Feb., 2016	Mar., 2015	
			014. Sugar Crops	0180206. SUGAR CANE (OPEN MARKET)	40 KG.	FAS	175.00	175.00
			HYD	182.00	182.00	182.00	0.00	0.00
			PSH	212.00	212.00	212.00	0.00	0.00
015. Fibre Crops	0192101. COTTON SPOT RATE EX-KAR.	40 KG.	KAR	5757.75	5878.75	5531.00	-2.06	4.10
	0192201. JUTE BAGS LOCAL	100	LAH	12250.00	12250.00	12250.00	0.00	0.00
			FAS	9000.00	9000.00	9000.00	0.00	0.00
			KAR	12450.00	12450.00	11750.00	0.00	5.96
			PSH	9500.00	9500.00	9500.00	0.00	0.00
016. Unmanufactured Tobacco	0197001. TOBACCO SIND KARO	40 KG.	SAR	5750.00	5750.00	5200.00	0.00	10.58
			SKR	2200.00	2200.00	2200.00	0.00	0.00
			LRK	2500.00	2500.00	2500.00	0.00	0.00
	0197002. TOBACCO DESI(MITHA)	40 KG.	LAH	5900.00	5900.00	5450.00	0.00	8.26
			SAR	7250.00	7250.00	6600.00	0.00	9.85
			HYD	5200.00	5200.00	5000.00	0.00	4.00
			QTA	2800.00	2800.00	2800.00	0.00	0.00
	0197003. TOBACCO SUFAID PATHA	40 KG.	MUL	7100.00	7100.00	7100.00	0.00	0.00
			SAR	6200.00	6200.00	4850.00	0.00	27.84
			KAR	2830.00	2830.00	2780.00	0.00	1.80
			HYD	5600.00	5600.00	4500.00	0.00	24.44
			QTA	5415.00	5415.00	5415.00	0.00	0.00
	0197004. TOBACCO HUKKA TWISTED	40 KG.	LAH	4650.00	4650.00	4450.00	0.00	4.49
			RAW	2625.00	2625.00	2475.00	0.00	6.06
			MUL	4700.00	4700.00	4700.00	0.00	0.00
			KSR	4650.00	4650.00	4650.00	0.00	0.00
			HYD	5500.00	5500.00	5000.00	0.00	10.00
			SKR	8000.00	8000.00	3600.00	0.00	122.22
			QTA	2970.00	2970.00	2970.00	0.00	0.00
	0197005. TOBACCO HUKKA PREPARED	40 KG.	LAH	3850.00	3850.00	3850.00	0.00	0.00
			RAW	1525.00	1525.00	1375.00	0.00	10.91
			MUL	1500.00	1500.00	1500.00	0.00	0.00
			KSR	3700.00	3700.00	3700.00	0.00	0.00
			LRK	1500.00	1500.00	1500.00	0.00	0.00
			QTA	1530.00	1530.00	1530.00	0.00	0.00
017. Poultry	0215101. CHICKEN FARM(LIVE)	1 KG.	LAH	125.50	96.50	118.50	30.05	5.91
			FAS	127.50	99.00	109.00	28.79	16.97
			RAW	121.00	99.00	125.50	22.22	-3.59
			MUL	136.00	103.00	122.50	32.04	11.02
			GUJ	125.00	100.00	122.00	25.00	2.46
			SKT	125.00	100.00	118.00	25.00	5.93
			BPR	134.50	129.00	108.00	4.26	24.54
			KAR	127.00	127.00	129.00	0.00	-1.55
			HYD	135.00	120.00	120.00	12.50	12.50
			SKR	128.00	110.00	126.00	16.36	1.59
			MPK	90.00	90.00	104.00	0.00	-13.46
			PSH	128.00	110.00	140.00	16.36	-8.57
			MNG	147.00	141.00	145.00	4.26	1.38
			QTA	145.00	150.00	155.00	-3.33	-6.45
018. Raw Milk from Bovine Animals	0221101. FRESH MILK	40 LTR.	LAH	3000.00	3000.00	3000.00	0.00	0.00
			FAS	2200.00	2200.00	2200.00	0.00	0.00
			RAW	3225.00	3225.00	2975.00	0.00	8.40
			MUL	2450.00	2450.00	2450.00	0.00	0.00
			SAH	2000.00	2000.00	2000.00	0.00	0.00
			SKT	2600.00	2600.00	2600.00	0.00	0.00
			KSR	2225.00	2225.00	2225.00	0.00	0.00
			KAR	3000.00	3000.00	3000.00	0.00	0.00

Contd.

7.10 Intercity Wholesale Prices of Selected Commodities

Group/Commodity/Item Specification	Unit	City	Prices (Rs.)			% Change in Mar., 2016 Over	
			Mar.,2016	Feb., 2016	Mar., 2015	Feb., 2016	Mar., 2015
		HYD	2800.00	2800.00	2800.00	0.00	0.00
		SKR	2800.00	2800.00	2800.00	0.00	0.00
		MPK	2600.00	2600.00	2560.00	0.00	1.56
		PSH	2450.00	2450.00	2400.00	0.00	2.08
		BNU	2800.00	2800.00	2600.00	0.00	7.69
		QTA	2800.00	2800.00	2800.00	0.00	0.00
019. Eggs							
0231001. EGGS FARM CRATE OF 30 DOZ.	EACH	LAH	2100.00	2760.00	2580.00	-23.91	-18.60
		FAS	2100.00	2640.00	2460.00	-20.45	-14.63
		RAW	2060.00	2712.50	2412.50	-24.06	-14.61
		MUL	1825.00	2700.00	2500.00	-32.41	-27.00
		GUJ	2100.00	2760.00	2550.00	-23.91	-17.65
		SKT	2200.00	2700.00	2600.00	-18.52	-15.38
		BPR	1920.00	2820.00	2400.00	-31.91	-20.00
		KAR	2015.00	2670.00	2610.00	-24.53	-22.80
		HYD	2250.00	2700.00	2820.00	-16.67	-20.21
		SKR	2160.00	2700.00	2550.00	-20.00	-15.29
		MPK	1900.00	2610.00	2640.00	-27.20	-28.03
		PSH	2200.00	2675.00	2150.00	-17.76	2.33
		MNG	2200.00	2675.00	2500.00	-17.76	-12.00
		QTA	3200.00	3300.00	2800.00	-3.03	14.29
020. Raw Animal Materials / Wool							
0294201. WOOL PAK. SUPERIOR WHITE	40 KG.	LAH	1575.00	1575.00	1575.00	0.00	0.00
		MUL	1900.00	1900.00	1900.00	0.00	0.00
		KAR	4350.00	4350.00	3900.00	0.00	11.54
		BNU	2500.00	2500.00	2500.00	0.00	0.00
0294202. WOOL PAK. SUPERIOR YELLOW	40 KG.	LAH	1375.00	1375.00	1375.00	0.00	0.00
		MUL	1150.00	1300.00	1500.00	-11.54	-23.33
		KAR	4300.00	4300.00	3900.00	0.00	10.26
		BNU	2250.00	2250.00	2250.00	0.00	0.00
0294203. WOOL PAK MEDIUM WHITE	40 KG.	LAH	1300.00	1300.00	1300.00	0.00	0.00
		MUL	1700.00	1700.00	1750.00	0.00	-2.86
		KAR	3600.00	3600.00	3400.00	0.00	5.88
		BNU	2100.00	2100.00	2100.00	0.00	0.00
0294204. WOOL PAK.MEDIUM YELLOW	40 KG.	LAH	1175.00	1175.00	1175.00	0.00	0.00
		MUL	1050.00	1050.00	1300.00	0.00	-19.23
		KAR	3275.00	3275.00	3100.00	0.00	5.65
		BNU	1850.00	1850.00	1850.00	0.00	0.00
0294205. WOOL COLOURED LIGHT	40 KG.	LAH	925.00	925.00	925.00	0.00	0.00
		MUL	650.00	650.00	1050.00	0.00	-38.10
		KAR	2700.00	2700.00	2500.00	0.00	8.00
		BNU	1600.00	1600.00	1600.00	0.00	0.00
0294206. WOOL COLOURED DARK	40 KG.	LAH	825.00	825.00	825.00	0.00	0.00
		MUL	550.00	550.00	850.00	0.00	-35.29
		KAR	2500.00	2500.00	2300.00	0.00	8.70
		BNU	1500.00	1500.00	1500.00	0.00	0.00
021. Hides & Fur Skins, Raw							
0295101. HIDES WET SALTED COW MEDIUM	EACH	LAH	2800.00	2800.00	2300.00	0.00	21.74
		RAW	2150.00	2150.00	2550.00	0.00	-15.69
		MUL	1650.00	1450.00	2900.00	13.79	-43.10
		SKT	2250.00	2250.00	3000.00	0.00	-25.00
		KSR	2800.00	2800.00	2250.00	0.00	24.44
		KAR	4000.00	4000.00	4000.00	0.00	0.00
		HYD	3000.00	3000.00	3000.00	0.00	0.00
		BNU	1400.00	1400.00	1700.00	0.00	-17.65
		QTA	3500.00	3500.00	3500.00	0.00	0.00
0295102. HIDES WET SALTED BUFFALO MEDIUM	EACH	LAH	2450.00	2450.00	1900.00	0.00	28.95
		RAW	2150.00	2150.00	2550.00	0.00	-15.69
		MUL	2250.00	2300.00	3050.00	-2.17	-26.23
		SKT	2250.00	2250.00	3000.00	0.00	-25.00

Contd.

7.10 Intercity Wholesale Prices of Selected Commodities

Group/Commodity/Item Specification	Unit	City	Prices (Rs.)			% Change in Mar., 2016 Over	
			Mar.,2016	Feb., 2016	Mar., 2015	Feb., 2016	Mar., 2015
		KSR	2400.00	2400.00	1800.00	0.00	33.33
		KAR	2700.00	2700.00	2700.00	0.00	0.00
		HYD	1850.00	1850.00	1850.00	0.00	0.00
		BNU	1850.00	1850.00	1900.00	0.00	-2.63
		QTA	2400.00	2400.00	2400.00	0.00	0.00
0295103. HIDES WET SALTED CALF MEDIUM	EACH	LAH	2000.00	2000.00	1500.00	0.00	33.33
		RAW	1750.00	1750.00	2150.00	0.00	-18.60
		MUL	950.00	850.00	1250.00	11.76	-24.00
		SKT	600.00	600.00	700.00	0.00	-14.29
		KSR	2000.00	2000.00	1400.00	0.00	42.86
		KAR	3900.00	3900.00	3900.00	0.00	0.00
		HYD	2050.00	2050.00	2050.00	0.00	0.00
		BNU	800.00	800.00	900.00	0.00	-11.11
		QTA	2300.00	2300.00	2300.00	0.00	0.00
0295301. SHEEP SKIN MEDIUM	100	RAW	25500.00	25500.00	29500.00	0.00	-13.56
		MUL	15000.00	17000.00	29000.00	-11.76	-48.28
		KSR	22000.00	22000.00	22000.00	0.00	0.00
		KAR	42500.00	42500.00	42500.00	0.00	0.00
		HYD	20500.00	20500.00	20500.00	0.00	0.00
		PSH	15000.00	15000.00	38000.00	0.00	-60.53
		QTA	50000.00	50000.00	50000.00	0.00	0.00
0295302. SHEEP SKIN LARGE	100	LAH	39000.00	39000.00	39000.00	0.00	0.00
		RAW	31500.00	31500.00	35500.00	0.00	-11.27
		MUL	22000.00	22000.00	34000.00	0.00	-35.29
		KSR	30500.00	30500.00	30500.00	0.00	0.00
		KAR	55500.00	55500.00	55500.00	0.00	0.00
		HYD	31500.00	31500.00	31500.00	0.00	0.00
		PSH	20000.00	20000.00	52000.00	0.00	-61.54
		QTA	55000.00	55000.00	55000.00	0.00	0.00
0295401. GOAT SKIN LARGE	100	LAH	40000.00	40000.00	40000.00	0.00	0.00
		RAW	30500.00	30500.00	34500.00	0.00	-11.59
		KSR	37000.00	37000.00	37000.00	0.00	0.00
		KAR	37500.00	37500.00	37500.00	0.00	0.00
		HYD	36500.00	36500.00	36500.00	0.00	0.00
		PSH	20000.00	20000.00	35000.00	0.00	-42.86
		QTA	43500.00	43500.00	43500.00	0.00	0.00
0295402. GOAT SKIN EXTRA LARGE	100	LAH	50000.00	50000.00	50000.00	0.00	0.00
		RAW	32500.00	32500.00	35500.00	0.00	-8.45
		MUL	33500.00	37500.00	46500.00	-10.67	-27.96
		KSR	45000.00	45000.00	45000.00	0.00	0.00
		KAR	49250.00	49250.00	49250.00	0.00	0.00
		HYD	36750.00	36750.00	36750.00	0.00	0.00
		PSH	26000.00	26000.00	36000.00	0.00	-27.78
		QTA	52500.00	52500.00	52500.00	0.00	0.00
0295403. GOAT SKIN MEDIUM	100	LAH	29000.00	29000.00	29000.00	0.00	0.00
		RAW	26500.00	26500.00	29750.00	0.00	-10.92
		MUL	21500.00	22000.00	28000.00	-2.27	-23.21
		SKT	30000.00	30000.00	35000.00	0.00	-14.29
		KSR	24500.00	24500.00	24500.00	0.00	0.00
		KAR	24500.00	24500.00	24500.00	0.00	0.00
		PSH	20000.00	20000.00	28000.00	0.00	-28.57
		QTA	37500.00	37500.00	37500.00	0.00	0.00
0295404. GOAT SKIN SMALL	100	LAH	21000.00	21000.00	21000.00	0.00	0.00
		RAW	25500.00	25500.00	28750.00	0.00	-11.30
		SKT	10000.00	10000.00	15000.00	0.00	-33.33
		KSR	18500.00	18500.00	18500.00	0.00	0.00
		KAR	26500.00	26500.00	26500.00	0.00	0.00
		PSH	15000.00	15000.00	20000.00	0.00	-25.00
		QTA	27000.00	27000.00	27000.00	0.00	0.00

Contd.

7.10 Intercity Wholesale Prices of Selected Commodities

Group/Commodity/Item Specification	Unit	City	Prices (Rs.)			% Change in Mar., 2016 Over	
			Mar.,2016	Feb., 2016	Mar., 2015	Feb., 2016	Mar., 2015
			022. Fuel Wood in Logs				
0313001. FIRE WOOD MIXED DRY	40 KG.	LAH	690.00	690.00	690.00	0.00	0.00
		FAS	380.00	380.00	380.00	0.00	0.00
		RAW	650.00	650.00	650.00	0.00	0.00
		MUL	490.00	490.00	490.00	0.00	0.00
		GJT	470.00	470.00	470.00	0.00	0.00
		KAR	600.00	600.00	520.00	0.00	15.38
		HYD	400.00	400.00	350.00	0.00	14.29
		SKR	375.00	375.00	375.00	0.00	0.00
		LRK	400.00	400.00	400.00	0.00	0.00
		PSH	675.00	675.00	650.00	0.00	3.85
		MNG	500.00	500.00	500.00	0.00	0.00
		QTA	465.00	465.00	465.00	0.00	0.00
023. Fish Live Fresh or Chilled							
0411901. FISH RAHU RIVER	40 KG.	LAH	9600.00	9850.00	10650.00	-2.54	-9.86
		RAW	6450.00	6450.00	6475.00	0.00	-0.39
		MUL	8500.00	8700.00	9000.00	-2.30	-5.56
		HYD	8000.00	8000.00	8000.00	0.00	0.00
		SKR	9850.00	10500.00	10500.00	-6.19	-6.19
		PSH	8800.00	8800.00	9000.00	0.00	-2.22
0411902. FISH RAHU SEA	40 KG.	KAR	4900.00	4900.00	4100.00	0.00	19.51
0411903. FISH SURMAI (SEA)	40 KG.	KAR	11000.00	11000.00	8800.00	0.00	25.00
2. Ores/Minerals, Elec., Gas & Water							
024. Coal not Agglomerated							
1101001. COAL	MT.	LAH	11250.00	11125.00	14250.00	1.12	-21.05
025. Natural Gas Liquified							
1202001. SUI GAS GENERAL INDUSRIAL USE	MMBTU	KAR	600.00	600.00	571.23	0.00	5.04
1202002. LPG	KG.	LAH	59.50	84.50	84.76	-29.59	-29.80
		RAW	87.50	103.50	110.00	-15.46	-20.45
		KAR	60.00	80.00	90.00	-25.00	-33.33
		PSH	110.00	110.00	110.00	0.00	0.00
		QTA	110.00	120.00	145.00	-8.33	-24.14
1202003. CNG	KG.	KAR	67.50	67.50	73.93	0.00	-8.70
026. Salt & Pure Sodium Chloride							
1620001. SALT CRUSHED LAHORI	40 KG.	LAH	195.00	195.00	195.00	0.00	0.00
		RAW	365.00	365.00	345.00	0.00	5.80
		MUL	280.00	280.00	280.00	0.00	0.00
		GJT	240.00	240.00	240.00	0.00	0.00
		KAR	350.00	350.00	325.00	0.00	7.69
		SKR	275.00	275.00	275.00	0.00	0.00
		PSH	200.00	200.00	200.00	0.00	0.00
1620002. SEA SALT	40 KG.	LAH	195.00	195.00	195.00	0.00	0.00
		FAS	400.00	400.00	400.00	0.00	0.00
		KAR	122.50	122.50	122.50	0.00	0.00
		HYD	150.00	150.00	130.00	0.00	15.38
		NWB	300.00	300.00	300.00	0.00	0.00
027. Electrical Energy							
1710011. ELECTRICITY TARRIF B1	KWH.	KAR	15.34	15.34	14.83	0.00	3.44
1710012. ELECTRICITY TARRIF B2	KWH.	KAR	15.15	15.15	14.85	0.00	2.02
1710013. ELECTRICITY TARRIF B3	KWH.	KAR	15.52	15.52	15.15	0.00	2.44
1710014. ELECTRICITY TARRIF B4	KWH.	KAR	15.46	15.46	14.96	0.00	3.34
1710021. ELECTRICITY TARIFF-D1	KWH.	KAR	11.01	11.01	11.14	0.00	-1.17
1710022. ELECTRICITY TARIFF-D2	KWH.	KAR	11.70	11.70	12.79	0.00	-8.52
3. Food,Beverages,Tobacco,Textiles,Leather							
3a) Food Products, Beverages & Tobacco							
028. Meat of Animals							
2111001. BEEF	40 KG.	LAH	11700.00	11700.00	11200.00	0.00	4.46
		FAS	9300.00	9300.00	9300.00	0.00	0.00
		RAW	8950.00	8950.00	8550.00	0.00	4.68
		MUL	9650.00	9650.00	9300.00	0.00	3.76

Contd.

7.10 Intercity Wholesale Prices of Selected Commodities

Group/Commodity/Item Specification	Unit	City	Prices (Rs.)			% Change in Mar., 2016 Over	
			Mar., 2016	Feb., 2016	Mar., 2015	Feb., 2016	Mar., 2015
		SAR	10200.00	10200.00	10200.00	0.00	0.00
		GJT	10000.00	10000.00	10000.00	0.00	0.00
		KAR	10800.00	10800.00	10800.00	0.00	0.00
		HYD	10050.00	10050.00	9550.00	0.00	5.24
		PSH	11000.00	11000.00	10950.00	0.00	0.46
		MNG	10000.00	10000.00	10000.00	0.00	0.00
		QTA	15000.00	15000.00	15000.00	0.00	0.00
2111601. MUTTON	40 KG.	LAH	26625.00	26625.00	25250.00	0.00	5.45
		FAS	19750.00	19750.00	19750.00	0.00	0.00
		RAW	26100.00	26100.00	24550.00	0.00	6.31
		MUL	23500.00	22500.00	20600.00	4.44	14.08
		KAR	21600.00	21600.00	21600.00	0.00	0.00
		HYD	21200.00	21200.00	19600.00	0.00	8.16
		PSH	24700.00	24700.00	22800.00	0.00	8.33
		MNG	20000.00	20000.00	16000.00	0.00	25.00
		QTA	23200.00	23200.00	23200.00	0.00	0.00
029. Vegetables & Fruit Juice							
2133101. TOMATO KETCHUP 300 GM.	DOZ.	LAH	900.00	900.00	815.00	0.00	10.43
		FAS	892.20	892.20	892.20	0.00	0.00
		RAW	1025.00	1025.00	1010.00	0.00	1.49
		MUL	978.24	978.24	960.00	0.00	1.90
		GJT	920.00	920.00	910.00	0.00	1.10
		KAR	780.00	780.00	780.00	0.00	0.00
		HYD	724.00	724.00	724.00	0.00	0.00
		SKR	936.72	936.72	936.72	0.00	0.00
		MPK	772.00	772.00	772.00	0.00	0.00
		PSH	1080.00	1080.00	1080.00	0.00	0.00
		MNG	980.00	980.00	920.00	0.00	6.52
		QTA	828.00	828.00	828.00	0.00	0.00
2133901. CHILLES & LIME PKL.IN OIL 340 G.	DOZ.	LAH	1017.00	1017.00	1017.00	0.00	0.00
		RAW	1137.50	1137.50	1137.50	0.00	0.00
		KAR	1092.00	1092.00	1032.00	0.00	5.81
		MPK	992.76	992.76	992.76	0.00	0.00
		PSH	1100.00	1100.00	1080.00	0.00	1.85
		QTA	938.00	938.00	938.00	0.00	0.00
030. Dried Fruits & Nuts							
2141101. KISHMISH(RAISIN) AVG. QLTY.	40 KG.	LAH	9900.00	9900.00	9000.00	0.00	10.00
		RAW	8100.00	8100.00	8100.00	0.00	0.00
		MUL	11000.00	11000.00	11750.00	0.00	-6.38
		KAR	10500.00	10500.00	10200.00	0.00	2.94
		HYD	9400.00	9400.00	9400.00	0.00	0.00
		MPK	11000.00	11000.00	11500.00	0.00	-4.35
		PSH	5200.00	5200.00	7600.00	0.00	-31.58
		BNU	8900.00	8900.00	8650.00	0.00	2.89
		QTA	5100.00	5100.00	5100.00	0.00	0.00
2141301. GROUND NUT WITH SHELL AVG. QLTY.	40 KG.	LAH	5650.00	5650.00	4450.00	0.00	26.97
		RAW	4650.00	4650.00	3975.00	0.00	16.98
		MUL	5150.00	5150.00	3900.00	0.00	32.05
		KAR	7100.00	7100.00	6900.00	0.00	2.90
		HYD	4500.00	4500.00	4500.00	0.00	0.00
		MPK	4300.00	4300.00	4300.00	0.00	0.00
		PSH	5600.00	5600.00	5600.00	0.00	0.00
		QTA	8500.00	8500.00	3850.00	0.00	120.78
031. Fruit Juices							
2142901. ROOHAFZA(SHARBAT)	DOZ.	LAH	1620.00	1620.00	1512.00	0.00	7.14
		FAS	1660.00	1660.00	1560.00	0.00	6.41
		RAW	1745.00	1685.00	1610.00	3.56	8.39
		MUL	1650.00	1650.00	1540.00	0.00	7.14
		GUJ	1800.00	1700.00	1700.00	5.88	5.88
		BPR	1680.00	1680.00	1680.00	0.00	0.00

Contd.

7.10 Intercity Wholesale Prices of Selected Commodities

Group/Commodity/Item Specification	Unit	City	Prices (Rs.)			% Change in Mar., 2016 Over	
			Mar., 2016	Feb., 2016	Mar., 2015	Feb., 2016	Mar., 2015
		GJT	1800.00	1650.00	1700.00	9.09	5.88
		KAR	1704.00	1704.00	1560.00	0.00	9.23
		HYD	1680.00	1680.00	1560.00	0.00	7.69
		SKR	1620.00	1620.00	1590.00	0.00	1.89
		Lrk	1680.00	1680.00	1550.00	0.00	8.39
		PSH	1640.00	1640.00	1560.00	0.00	5.13
		BNU	1740.00	1740.00	1570.00	0.00	10.83
		MNG	1670.00	1670.00	1560.00	0.00	7.05
		QTA	1980.00	1836.00	1596.00	7.84	24.06
2142902. JAM-E-SHREEN	DOZ.	LAH	1780.00	1766.00	1550.00	0.79	14.84
		FAS	1660.00	1660.00	1550.00	0.00	7.10
		RAW	1790.00	1695.00	1690.00	5.60	5.92
		MUL	1600.00	1600.00	1545.00	0.00	3.56
		GUJ	1700.00	1650.00	1650.00	3.03	3.03
		BPR	1800.00	1670.00	1600.00	7.78	12.50
		KAR	1776.00	1776.00	1560.00	0.00	13.85
		HYD	1680.00	1680.00	1560.00	0.00	7.69
		SKR	1620.00	1620.00	1550.00	0.00	4.52
		PSH	1640.00	1640.00	1560.00	0.00	5.13
		BNU	1700.00	1700.00	1550.00	0.00	9.68
		MNG	1670.00	1670.00	1560.00	0.00	7.05
2142903. FRUIT JUICE TETRA PACK	DOZ.	LAH	190.00	190.00	190.00	0.00	0.00
		FAS	157.50	157.50	157.50	0.00	0.00
		RAW	157.50	157.50	157.50	0.00	0.00
		MUL	135.00	135.00	135.00	0.00	0.00
		KAR	136.00	136.00	136.00	0.00	0.00
		HYD	136.00	136.00	130.00	0.00	4.62
		SKR	180.00	180.00	180.00	0.00	0.00
		PSH	120.00	120.00	129.00	0.00	-6.98
		QTA	110.00	110.00	110.00	0.00	0.00
2142904. LEMON/ORANGE SQUASH MITCHELS(730ML)	DOZ.	LAH	1540.00	1540.00	1540.00	0.00	0.00
		FAS	1560.00	1560.00	1560.00	0.00	0.00
		RAW	1710.00	1710.00	1710.00	0.00	0.00
		MUL	1685.00	1685.00	1612.00	0.00	4.53
		KAR	1705.00	1705.00	1560.00	0.00	9.29
		HYD	1680.00	1680.00	1620.00	0.00	3.70
		PSH	1500.00	1500.00	1500.00	0.00	0.00
2142905. MUREEY BREWERY (TOPS)	DOZ.	LAH	495.00	495.00	495.00	0.00	0.00
		RAW	1125.00	1125.00	1125.00	0.00	0.00
		KSR	435.00	435.00	435.00	0.00	0.00
2149201. APL/MNG/ORG/MIX. FRUIT JAM 450 G.	DOZ.	LAH	1455.00	1455.00	1455.00	0.00	0.00
		RAW	1390.00	1490.00	1490.00	-6.71	-6.71
		KAR	1260.00	1260.00	1184.00	0.00	6.42
		MPK	1183.00	1183.00	1183.00	0.00	0.00
		PSH	1410.00	1410.00	1520.00	0.00	-7.24
		QTA	1320.00	1320.00	1320.00	0.00	0.00
2149202. MANGO/MIXED PICKLE IN OIL 340 G.	DOZ.	LAH	1120.00	1120.00	1080.00	0.00	3.70
		RAW	1137.50	1137.50	1137.50	0.00	0.00
		KAR	1092.00	1092.00	1032.00	0.00	5.81
		MPK	992.76	992.76	992.76	0.00	0.00
		PSH	1320.00	1320.00	1080.00	0.00	22.22
		QTA	936.00	936.00	936.00	0.00	0.00
032. Vegetable Oils Refined							
2154101. SOYABEAN COOKING OIL TIN	5 LTR.	LAH	815.00	815.00	940.00	0.00	-13.30
		FAS	820.00	810.00	900.00	1.23	-8.89
		RAW	810.00	810.00	855.00	0.00	-5.26
		MUL	850.00	850.00	932.00	0.00	-8.80
		KAR	742.50	742.50	995.00	0.00	-25.38
		HYD	880.00	880.00	934.00	0.00	-5.78
		SKR	840.00	840.00	940.00	0.00	-10.64

Contd.

7.10 Intercity Wholesale Prices of Selected Commodities

Group/Commodity/Item Specification	Unit	City	Prices (Rs.)			% Change in Mar., 2016 Over				
			Mar., 2016	Feb., 2016	Mar., 2015	Feb., 2016	Mar., 2015			
2154301. SUN FLOWER COOKING OIL	5 LTR.	MPK	970.00	970.00	970.00	0.00	0.00			
		PSH	830.00	830.00	1000.00	0.00	-17.00			
		BNU	970.00	970.00	1000.00	0.00	-3.00			
		QTA	840.00	840.00	915.00	0.00	-8.20			
		LAH	815.00	815.00	940.00	0.00	-13.30			
		FAS	760.00	750.00	810.00	1.33	-6.17			
		RAW	810.00	810.00	855.00	0.00	-5.26			
		MUL	778.85	778.85	850.00	0.00	-8.37			
		GJT	790.00	790.00	990.00	0.00	-20.20			
		KAR	742.50	742.50	1007.50	0.00	-26.30			
		HYD	850.00	850.00	840.00	0.00	1.19			
		SKR	840.00	840.00	840.00	0.00	0.00			
		PSH	860.00	840.00	980.00	2.38	-12.24			
		MNG	780.00	780.00	900.00	0.00	-13.33			
2154401. MUSTARD & RAPE SEED OIL.	40 KG.	QTA	900.00	900.00	900.00	0.00	0.00			
		LAH	5550.00	5550.00	5550.00	0.00	0.00			
		RAW	6750.00	6750.00	7225.00	0.00	-6.57			
		MUL	4625.00	4625.00	4900.00	0.00	-5.61			
		KSR	5525.00	5525.00	5525.00	0.00	0.00			
		KAR	6100.00	6100.00	6300.00	0.00	-3.17			
		HYD	4400.00	4900.00	4800.00	-10.20	-8.33			
		MPK	4320.00	4300.00	4000.00	0.47	8.00			
		PSH	6775.00	6775.00	6750.00	0.00	0.37			
		BNU	6200.00	6200.00	6200.00	0.00	0.00			
		QTA	6000.00	6000.00	6000.00	0.00	0.00			
		LAH	4365.00	4365.00	5625.00	0.00	-22.40			
		MUL	3650.00	3700.00	4050.00	-1.35	-9.88			
		GUJ	5200.00	5200.00	5200.00	0.00	0.00			
2154801. COTTON SEED OIL	40 KG.	SAR	4400.00	4425.00	4650.00	-0.56	-5.38			
		KAR	5605.00	5605.00	6040.00	0.00	-7.20			
		HYD	4000.00	4000.00	4000.00	0.00	0.00			
		SKR	3920.00	4200.00	4700.00	-6.67	-16.60			
		NWB	6000.00	6000.00	6000.00	0.00	0.00			
		PSH	4800.00	4800.00	5600.00	0.00	-14.29			
		2154901. RAFHAN CORN OIL	2.00 LT	LAH	650.00	650.00	650.00	0.00	0.00	
				FAS	690.00	690.00	700.00	0.00	-1.43	
				RAW	670.00	670.00	537.50	0.00	24.65	
				MUL	703.00	703.00	703.00	0.00	0.00	
				KAR	685.00	685.00	685.00	0.00	0.00	
				HYD	710.00	710.00	705.00	0.00	0.71	
				MPK	630.00	630.00	630.00	0.00	0.00	
				PSH	700.00	700.00	700.00	0.00	0.00	
MNG	730.00			730.00	630.00	0.00	15.87			
QTA	730.00			730.00	730.00	0.00	0.00			
033. Vegetable Ghee	2159001. VEGETABLE GHEE(16 KG TIN)			EACH	LAH	2080.00	2050.00	2340.00	1.46	-11.11
					RAW	2165.00	2165.00	2155.00	0.00	0.46
2159002. VEGETABLE GHEE(DALDA/TULO/HABIB/SHA)	05 KG.			MUL	2250.00	2250.00	2400.00	0.00	-6.25	
				SKT	2070.00	2070.00	2150.00	0.00	-3.72	
		KAR	1920.00	1990.00	2190.00	-3.52	-12.33			
		SKR	1800.00	1850.00	1850.00	-2.70	-2.70			
		MPK	1820.00	1780.00	1880.00	2.25	-3.19			
		PSH	2280.00	2280.00	2390.00	0.00	-4.60			
		MNG	2220.00	2220.00	2370.00	0.00	-6.33			
		QTA	2325.00	2325.00	2400.00	0.00	-3.13			
		LAH	830.00	830.00	950.00	0.00	-12.63			
		FAS	785.00	785.00	895.00	0.00	-12.29			
		RAW	810.00	810.00	855.00	0.00	-5.26			
		MUL	845.00	845.00	927.00	0.00	-8.85			
		SAR	865.00	865.00	928.00	0.00	-6.79			

Contd.

7.10 Intercity Wholesale Prices of Selected Commodities

Group/Commodity/Item Specification	Unit	City	Prices (Rs.)			% Change in Mar., 2016 Over	
			Mar., 2016	Feb., 2016	Mar., 2015	Feb., 2016	Mar., 2015
		GJT	845.00	845.00	925.00	0.00	-8.65
		KAR	810.00	810.00	885.00	0.00	-8.47
		HYD	875.00	875.00	913.04	0.00	-4.17
		SKR	780.00	720.00	930.00	8.33	-16.13
		PSH	830.00	830.00	910.00	0.00	-8.79
		QTA	830.00	830.00	928.00	0.00	-10.56
034. Oil Cakes							
2171001. COTTON SEED OIL CAKES	40 KG.	LAH	1525.00	1525.00	1525.00	0.00	0.00
		FAS	1825.00	1825.00	912.50	0.00	100.00
		MUL	1700.00	1625.00	1170.00	4.62	45.30
		SAR	1857.00	1785.00	1125.00	4.03	65.07
		BPR	1775.00	1775.00	1275.00	0.00	39.22
		HYD	1400.00	1400.00	1200.00	0.00	16.67
		SKR	1640.00	1500.00	1200.00	9.33	36.67
		MPK	1634.00	1600.00	1050.00	2.13	55.62
		PSH	1851.00	1851.00	1257.00	0.00	47.26
		QTA	925.00	925.00	925.00	0.00	0.00
2171002. MUSTARD & RAPSEED OIL CAKES	40 KG.	LAH	1250.00	1250.00	1250.00	0.00	0.00
		FAS	1150.00	1150.00	1075.00	0.00	6.98
		MUL	1125.00	1075.00	1175.00	4.65	-4.26
		SAR	1225.00	1075.00	1214.00	13.95	0.91
		BPR	1175.00	1125.00	925.00	4.44	27.03
		HYD	1200.00	1200.00	1325.00	0.00	-9.43
		SKR	1350.00	1350.00	1350.00	0.00	0.00
		MPK	1200.00	900.00	1000.00	33.33	20.00
		PSH	1800.00	1800.00	1450.00	0.00	24.14
		QTA	950.00	950.00	950.00	0.00	0.00
035. Processed Liquid Milk							
2211002. MILK PAK/HALEEB/NESTLE (LITRE)	DOZ.	LAH	1250.00	1250.00	1350.00	0.00	-7.41
		FAS	1182.50	1182.50	1162.50	0.00	1.72
		RAW	1195.00	1195.00	1285.00	0.00	-7.00
		KAR	1250.00	1250.00	1250.00	0.00	0.00
		HYD	1200.00	1200.00	1125.00	0.00	6.67
		SKR	1140.00	1140.00	1140.00	0.00	0.00
		PSH	1240.00	1240.00	1300.00	0.00	-4.62
		MNG	1250.00	1250.00	1340.00	0.00	-6.72
036. Milk & Cream in Solid Form							
2221101. POWD.MILK EVERYDAY(NESTLE)1KG.	EACH	LAH	660.00	660.00	645.00	0.00	2.33
		RAW	620.00	620.00	620.00	0.00	0.00
		MUL	648.16	648.16	648.16	0.00	0.00
		KAR	647.50	647.50	647.50	0.00	0.00
		HYD	650.00	650.00	650.00	0.00	0.00
		SKR	650.00	650.00	620.00	0.00	4.84
		PSH	650.00	650.00	650.00	0.00	0.00
		BNU	650.00	650.00	630.00	0.00	3.17
		QTA	680.00	680.00	680.00	0.00	0.00
2221201. POWDERED MILK(SKIMMED)/BAG 25 KG.	EACH	LAH	11750.00	11750.00	11750.00	0.00	0.00
		RAW	11775.00	11775.00	11775.00	0.00	0.00
		MUL	9100.00	9100.00	10250.00	0.00	-11.22
		KAR	10650.00	10650.00	14750.00	0.00	-27.80
		PSH	8700.00	8700.00	10000.00	0.00	-13.00
		QTA	12500.00	12500.00	12500.00	0.00	0.00
2221202. POWDERED MILK NIDO (1 KG. POLY BA	EACH	LAH	700.00	700.00	700.00	0.00	0.00
		RAW	738.00	738.00	738.00	0.00	0.00
		GUJ	738.00	738.00	738.00	0.00	0.00
		KAR	755.00	755.00	692.50	0.00	9.03
		HYD	833.33	833.33	772.22	0.00	7.91
		PSH	748.00	748.00	670.00	0.00	11.64

Contd.

7.10 Intercity Wholesale Prices of Selected Commodities

Group/Commodity/Item Specification	Unit	City	Prices (Rs.)			% Change in Mar., 2016 Over	
			Mar.,2016	Feb., 2016	Mar., 2015	Feb., 2016	Mar., 2015
			037. Ice Cream				
2227001. ICE CREAM POLKA/WALLS	DOZ.	LAH	360.00	360.00	324.00	0.00	11.11
		RAW	442.50	442.50	442.50	0.00	0.00
		KAR	264.00	264.00	264.00	0.00	0.00
		HYD	432.00	432.00	432.00	0.00	0.00
		SKR	240.00	240.00	240.00	0.00	0.00
		QTA	400.00	384.00	384.00	4.17	4.17
038. Dairy Products N.E.C							
2229001. MILO(200 GM. PACK) NESTLE	EACH	LAH	198.00	198.00	198.00	0.00	0.00
		FAS	175.00	175.00	185.00	0.00	-5.41
		RAW	172.50	172.50	162.50	0.00	6.15
		MUL	140.00	140.00	140.00	0.00	0.00
		KAR	183.50	183.50	174.00	0.00	5.46
		HYD	195.00	195.00	134.50	0.00	44.98
		MPK	180.00	180.00	180.00	0.00	0.00
		PSH	190.00	190.00	155.00	0.00	22.58
		MNG	175.00	175.00	182.00	0.00	-3.85
		QTA	160.00	160.00	150.00	0.00	6.67
2229002. LACTOGEN(SOFT PACK 400 GM)	EACH	LAH	390.00	390.00	385.00	0.00	1.30
		FAS	405.00	405.00	405.00	0.00	0.00
		RAW	405.00	405.00	405.00	0.00	0.00
		MUL	402.79	402.79	402.79	0.00	0.00
		KAR	400.00	400.00	394.00	0.00	1.52
		HYD	405.00	405.00	405.00	0.00	0.00
		MPK	400.00	400.00	400.00	0.00	0.00
		PSH	394.00	394.00	399.00	0.00	-1.25
		QTA	395.00	395.00	395.00	0.00	0.00
039. Wheat Flour							
2311001. WHEAT FLOUR SUP. QLTY.	80 KG.	LAH	3565.00	3565.00	3150.00	0.00	13.17
		FAS	3000.00	3000.00	2975.00	0.00	0.84
		RAW	3635.00	3635.00	3662.50	0.00	-0.75
		MUL	2925.00	2925.00	3000.00	0.00	-2.50
		GUJ	3000.00	3080.00	3080.00	-2.60	-2.60
		SAR	3010.00	3010.00	3050.00	0.00	-1.31
		SKT	3850.00	3850.00	3775.00	0.00	1.99
		GJT	3000.00	3080.00	3050.00	-2.60	-1.64
		KAR	3255.00	3270.00	2980.00	-0.46	9.23
		HYD	3500.00	3630.00	3505.00	-3.58	-0.14
		SKR	2960.00	2960.00	2965.00	0.00	-0.17
		LRK	3200.00	3200.00	3200.00	0.00	0.00
		PSH	3380.00	3380.00	3400.00	0.00	-0.59
		QTA	3920.00	3920.00	3200.00	0.00	22.50
2311002. WHEAT FLOUR AVG. QLTY	80 KG.	LAH	3050.00	3050.00	3025.00	0.00	0.83
		FAS	2820.00	2820.00	2725.00	0.00	3.49
		RAW	3010.00	3010.00	2962.50	0.00	1.60
		MUL	2725.00	2725.00	2880.00	0.00	-5.38
		SAH	3025.00	3025.00	2880.00	0.00	5.03
		SAR	2720.00	2720.00	2840.00	0.00	-4.23
		BPR	3080.00	3080.00	2992.00	0.00	2.94
		GJT	2960.00	3000.00	2940.00	-1.33	0.68
		KAR	3117.50	3124.00	2780.00	-0.21	12.14
		HYD	3050.00	3180.00	3200.00	-4.09	-4.69
		SKR	2880.00	2880.00	2955.00	0.00	-2.54
		LRK	3020.00	2960.00	3040.00	2.03	-0.66
		MPK	2880.00	2880.00	2900.00	0.00	-0.69
		PSH	3100.00	3100.00	3100.00	0.00	0.00
		MNG	3120.00	3120.00	3080.00	0.00	1.30
		QTA	3880.00	3880.00	2950.00	0.00	31.53
2311003. WHEAT FLOUR/BAG OF 10 KG.	EACH	LAH	377.00	377.00	378.00	0.00	-0.26
		FAS	365.00	365.00	365.00	0.00	0.00

Contd.

7.10 Intercity Wholesale Prices of Selected Commodities

Group/Commodity/Item Specification	Unit	City	Prices (Rs.)			% Change in Mar., 2016 Over	
			Mar., 2016	Feb., 2016	Mar., 2015	Feb., 2016	Mar., 2015
		RAW	379.00	379.00	375.00	0.00	1.07
		MUL	345.00	345.00	360.00	0.00	-4.17
		GUJ	370.00	375.00	370.00	-1.33	0.00
		SKT	390.00	390.00	380.00	0.00	2.63
		BPR	385.00	385.00	394.00	0.00	-2.28
		GJT	370.00	385.00	370.00	-3.90	0.00
		KAR	405.50	411.00	402.50	-1.34	0.75
		HYD	411.00	411.00	405.00	0.00	1.48
		SKR	385.00	385.00	362.50	0.00	6.21
		Lrk	380.00	375.00	380.00	1.33	0.00
		MPK	380.00	380.00	370.00	0.00	2.70
		NWB	367.00	367.00	420.00	0.00	-12.62
		PSH	382.50	382.50	375.00	0.00	2.00
		QTA	400.00	400.00	370.00	0.00	8.11
2311004. MAIDA AVG. QLTY.	80 KG.	LAH	3660.00	3660.00	3365.00	0.00	8.77
		FAS	3200.00	3200.00	3500.00	0.00	-8.57
		RAW	3812.50	3812.50	3687.50	0.00	3.39
		MUL	3150.00	3150.00	3150.00	0.00	0.00
		SAR	3210.00	3280.50	3200.00	-2.15	0.31
		BPR	3600.00	3600.00	3550.00	0.00	1.41
		GJT	3300.00	3300.00	3400.00	0.00	-2.94
		KAR	3340.00	3350.00	3380.00	-0.30	-1.18
		HYD	3500.00	3600.00	3605.00	-2.78	-2.91
		SKR	3600.00	3600.00	3300.00	0.00	9.09
		MPK	3550.00	3550.00	3520.00	0.00	0.85
		PSH	3530.00	3530.00	3500.00	0.00	0.86
		MNG	3700.00	3700.00	3580.00	0.00	3.35
		QTA	4000.00	3200.00	5200.00	25.00	-23.08
2311005. SUJI	85 KG.	LAH	4260.00	4260.00	3960.00	0.00	7.58
		FAS	3400.00	3400.00	3650.00	0.00	-6.85
		RAW	3845.00	3845.00	3762.50	0.00	2.19
		MUL	3375.00	3425.00	3450.00	-1.46	-2.17
		SAH	3604.00	3604.00	3500.00	0.00	2.97
		BPR	3750.00	3750.00	3550.00	0.00	5.63
		GJT	3570.00	3570.00	3825.00	0.00	-6.67
		KAR	3650.00	3650.00	3676.50	0.00	-0.72
		HYD	3550.00	3650.00	3750.00	-2.74	-5.33
		SKR	3825.00	3825.00	3700.00	0.00	3.38
		MPK	3900.00	3800.00	4880.00	2.63	-20.08
		PSH	3590.00	3590.00	3600.00	0.00	-0.28
		QTA	4400.00	4400.00	4600.00	0.00	-4.35
2311006. CERELAC WHEAT(400 GM.)	EACH	LAH	260.00	260.00	260.00	0.00	0.00
		FAS	255.00	255.00	255.00	0.00	0.00
		RAW	289.00	289.00	289.00	0.00	0.00
		MUL	252.79	252.79	252.79	0.00	0.00
		KAR	198.00	198.00	198.00	0.00	0.00
		HYD	260.00	260.00	260.00	0.00	0.00
		MPK	255.00	255.00	245.00	0.00	4.08
		PSH	243.00	243.00	243.00	0.00	0.00
		MNG	243.00	243.00	243.00	0.00	0.00
		QTA	245.00	245.00	245.00	0.00	0.00
040. Other Cereal Flour							
2312001. BESAN	85 KG.	LAH	8690.00	9125.00	5940.00	-4.77	46.30
		FAS	8712.00	8287.00	5200.00	5.13	67.54
		RAW	8925.00	8925.00	5762.50	0.00	54.88
		MUL	8250.00	8250.00	5450.00	0.00	51.38
		GUJ	7300.00	7300.00	5700.00	0.00	28.07
		SAR	9350.00	9350.00	5525.00	0.00	69.23
		SKT	8925.00	8925.00	5500.00	0.00	62.27
		GJT	7400.00	7400.00	5700.00	0.00	29.82

Contd.

7.10 Intercity Wholesale Prices of Selected Commodities

Group/Commodity/Item Specification	Unit	City	Prices (Rs.)			% Change in Mar., 2016 Over	
			Mar., 2016	Feb., 2016	Mar., 2015	Feb., 2016	Mar., 2015
		KSR	8600.00	9025.00	5825.00	-4.71	47.64
		KAR	7565.00	7565.00	6205.00	0.00	21.92
		HYD	9100.00	9100.00	5150.00	0.00	76.70
		SKR	9200.00	9200.00	5750.00	0.00	60.00
		MPK	10100.00	10100.00	5525.00	0.00	82.81
		PSH	10500.00	10500.00	5800.00	0.00	81.03
		QTA	10030.00	10030.00	6340.00	0.00	58.20
041. Sugar Refined							
2352001. SUGAR REFINED(BAG)	50 KG.	LAH	3050.00	3080.00	2620.00	-0.97	16.41
		FAS	3000.00	2965.00	2570.00	1.18	16.73
		RAW	3160.00	3190.00	2537.50	-0.94	24.53
		MUL	2945.00	2990.00	2510.00	-1.51	17.33
		GUJ	3030.00	3030.00	2570.00	0.00	17.90
		SKT	2900.00	3050.00	2570.00	-4.92	12.84
		GJT	3030.00	3030.00	2590.00	0.00	16.99
		KAR	2897.00	2941.50	2470.00	-1.51	17.29
		HYD	2900.00	2840.00	2500.00	2.11	16.00
		MPK	2890.00	2940.00	2450.00	-1.70	17.96
		PSH	3050.00	3050.00	2560.00	0.00	19.14
		MNG	3120.00	3120.00	2600.00	0.00	20.00
		QTA	3050.00	3050.00	2550.00	0.00	19.61
2352002. GUR AVG. QLTY.	40 KG.	LAH	2900.00	2900.00	2912.50	0.00	-0.43
		MUL	2400.00	2400.00	2300.00	0.00	4.35
		SAR	2300.00	2325.00	2425.00	-1.08	-5.15
		SKT	3600.00	3600.00	2900.00	0.00	24.14
		KSR	2650.00	2650.00	2875.00	0.00	-7.83
		KAR	2760.00	2760.00	2280.00	0.00	21.05
		HYD	2350.00	2550.00	2500.00	-7.84	-6.00
		SKR	2700.00	2700.00	2200.00	0.00	22.73
		PSH	2700.00	2700.00	2737.50	0.00	-1.37
		MNG	3200.00	3200.00	2960.00	0.00	8.11
		QTA	3200.00	3200.00	3000.00	0.00	6.67
042. Chocolate							
2366001. CHOCLATE CANDY (NOW)	DOZ.	LAH	52.00	52.00	52.00	0.00	0.00
		RAW	54.50	54.50	54.50	0.00	0.00
		BPR	55.00	55.00	55.00	0.00	0.00
		KSR	52.00	52.00	52.00	0.00	0.00
		KAR	52.00	52.00	52.00	0.00	0.00
		PSH	58.00	58.00	51.00	0.00	13.73
		QTA	54.00	54.00	54.00	0.00	0.00
043. Sugar Confectionary							
2367001. TOFFEE (HILAL)	DOZ.	LAH	10.00	10.00	10.00	0.00	0.00
		RAW	20.00	20.00	10.00	0.00	100.00
		GUJ	10.90	10.90	10.00	0.00	9.00
		SKT	10.00	10.00	10.00	0.00	0.00
		BPR	10.97	10.97	10.97	0.00	0.00
		KSR	10.00	10.00	10.00	0.00	0.00
		KAR	10.00	10.00	10.00	0.00	0.00
		HYD	10.00	10.00	10.00	0.00	0.00
		LRK	15.00	15.00	10.50	0.00	42.86
		PSH	15.00	15.00	12.00	0.00	25.00
		QTA	10.00	10.00	10.00	0.00	0.00
044. Coffee & Tea							
2391301. TEA LIPTON YELLOW LABEL 200 G.PKT	06 PKT.	LAH	895.00	1075.00	788.00	-16.74	13.58
		FAS	868.42	905.26	831.65	-4.07	4.42
		RAW	897.50	1087.50	767.50	-17.47	16.94
		MUL	852.00	1027.00	753.36	-17.04	13.09
		SKT	903.16	1023.00	792.00	-11.71	14.04
		KAR	930.00	1073.64	757.89	-13.38	22.71
		HYD	891.47	1084.00	753.36	-17.76	18.33
		SKR	900.00	1072.82	708.88	-16.11	26.96

Contd.

7.10 Intercity Wholesale Prices of Selected Commodities

Group/Commodity/Item Specification	Unit	City	Prices (Rs.)			% Change in Mar., 2016 Over	
			Mar.,2016	Feb., 2016	Mar., 2015	Feb., 2016	Mar., 2015
		PSH	1076.00	1076.00	756.00	0.00	42.33
		MNG	1050.00	1050.00	673.50	0.00	55.90
		QTA	1128.00	1128.00	720.00	0.00	56.67
2391302. TEA SUPREME 200 G. PKT.	06 PKT.	LAH	788.00	955.00	698.00	-17.49	12.89
		FAS	763.15	926.31	726.31	-17.61	5.07
		RAW	762.50	947.50	682.50	-19.53	11.72
		MUL	750.00	912.00	667.74	-17.76	12.32
		SKT	792.63	978.95	707.00	-19.03	12.11
		KAR	732.00	872.00	713.68	-16.06	2.57
		HYD	793.00	961.20	627.78	-17.50	26.32
		SKR	786.00	870.00	600.75	-9.66	30.84
		PSH	890.00	890.00	666.00	0.00	33.63
		MNG	948.00	948.00	570.78	0.00	66.09
		QTA	760.00	760.00	637.90	0.00	19.14
2391303. TEA LOOSE	KG.	LAH	434.50	434.50	432.50	0.00	0.46
		FAS	500.00	522.50	515.00	-4.31	-2.91
		RAW	635.00	655.00	477.50	-3.05	32.98
		MUL	525.00	525.00	475.00	0.00	10.53
		SKT	500.00	500.00	500.00	0.00	0.00
		GJT	550.00	550.00	480.00	0.00	14.58
		KAR	610.00	635.00	470.00	-3.94	29.79
		HYD	580.00	650.00	475.00	-10.77	22.11
		SKR	475.00	575.00	465.00	-17.39	2.15
		MPK	510.00	560.00	275.00	-8.93	85.45
		PSH	600.00	640.00	450.00	-6.25	33.33
		MNG	550.00	550.00	500.00	0.00	10.00
		QTA	410.00	410.00	410.00	0.00	0.00
2391304. TEA TAPAL MIXTURE (200 G) PKT.	06 PKT	LAH	895.00	1039.00	734.00	-13.86	21.93
		FAS	894.73	894.73	726.31	0.00	23.19
		RAW	772.50	1022.50	697.50	-24.45	10.75
		MUL	760.80	924.00	621.60	-17.66	22.39
		KAR	915.00	966.00	745.26	-5.28	22.78
		HYD	852.64	997.00	713.40	-14.48	19.52
		PSH	1040.00	1040.00	702.00	0.00	48.15
		MNG	810.00	810.00	690.00	0.00	17.39
		QTA	1074.00	1074.00	644.00	0.00	66.77
045. Spices							
2392101. BLACK PEPPER 50 G.PKT.(NATIONAL)	EACH	LAH	91.00	91.00	90.24	0.00	0.84
		RAW	91.50	91.50	88.00	0.00	3.98
		MUL	92.94	92.94	86.89	0.00	6.96
		SKT	86.89	86.89	86.89	0.00	0.00
		KAR	92.00	92.00	92.00	0.00	0.00
		HYD	96.00	96.00	96.00	0.00	0.00
		MPK	69.25	69.25	69.25	0.00	0.00
		PSH	87.00	87.00	87.00	0.00	0.00
		MNG	90.00	90.00	90.00	0.00	0.00
		QTA	86.00	86.00	86.00	0.00	0.00
2392201. RED CHILLIES(200 G PKT.NATIONAL)	EACH	LAH	95.00	95.00	95.00	0.00	0.00
		FAS	96.32	96.32	96.32	0.00	0.00
		RAW	96.50	96.50	96.50	0.00	0.00
		MUL	95.52	95.52	95.52	0.00	0.00
		SKT	95.52	95.52	95.52	0.00	0.00
		KAR	100.00	100.00	100.00	0.00	0.00
		HYD	105.00	105.00	105.00	0.00	0.00
		MPK	96.50	96.50	96.50	0.00	0.00
		PSH	92.00	92.00	96.00	0.00	-4.17
		MNG	106.00	106.00	105.00	0.00	0.95
		QTA	92.00	92.00	92.00	0.00	0.00
2392402. CORRIANDER PWD.200 G. PKT.NAT.	EACH	LAH	87.96	87.96	96.32	0.00	-8.68
		FAS	94.23	94.23	70.78	0.00	33.13

Contd.

7.10 Intercity Wholesale Prices of Selected Commodities

Group/Commodity/Item Specification	Unit	City	Prices (Rs.)			% Change in Mar., 2016 Over	
			Mar.,2016	Feb., 2016	Mar., 2015	Feb., 2016	Mar., 2015
		RAW	91.50	91.50	91.50	0.00	0.00
		MUL	95.51	81.40	96.32	17.33	-0.84
		SKT	70.78	70.78	70.78	0.00	0.00
		KAR	90.00	90.00	84.00	0.00	7.14
		HYD	104.00	104.00	77.00	0.00	35.06
		MPK	68.41	68.41	68.41	0.00	0.00
		PSH	70.00	70.00	70.00	0.00	0.00
		MNG	104.00	104.00	70.00	0.00	48.57
		QTA	102.00	102.00	81.60	0.00	25.00
2392601. CLOVES	40 KG.	LAH	52500.00	52500.00	50500.00	0.00	3.96
		RAW	46750.00	46750.00	46750.00	0.00	0.00
		MUL	41500.00	44500.00	51000.00	-6.74	-18.63
		KAR	40750.00	40500.00	61000.00	0.62	-33.20
		HYD	55500.00	55500.00	55500.00	0.00	0.00
		MPK	42000.00	42000.00	50000.00	0.00	-16.00
		PSH	52000.00	52000.00	52000.00	0.00	0.00
		QTA	51000.00	51000.00	51000.00	0.00	0.00
046. Other Food Products							
2399401. VINEGAR SYNTHETIC (SIRKA)	DOZ.	LAH	780.00	780.00	720.00	0.00	8.33
		RAW	875.00	875.00	875.00	0.00	0.00
		KAR	545.00	545.00	545.00	0.00	0.00
		PSH	560.00	560.00	560.00	0.00	0.00
		QTA	900.00	900.00	900.00	0.00	0.00
2399901. TURMERIC POWDER(50 G.PKT.NATIONAL)	EACH	LAH	31.50	31.50	31.50	0.00	0.00
		FAS	31.96	31.96	31.96	0.00	0.00
		RAW	30.00	30.00	30.00	0.00	0.00
		MUL	31.69	31.69	31.69	0.00	0.00
		SKT	31.69	31.69	32.00	0.00	-0.97
		KAR	34.00	34.00	34.00	0.00	0.00
		HYD	35.00	35.00	35.00	0.00	0.00
		SKR	31.71	31.71	31.69	0.00	0.06
		MPK	32.00	32.00	32.00	0.00	0.00
		PSH	31.20	31.20	31.20	0.00	0.00
		MNG	32.50	32.50	32.50	0.00	0.00
		QTA	30.00	30.00	33.00	0.00	-9.09
047. Mineral Water							
2441001. MINERAL WATER NESTLE(1.5 LTR)	DOZ.	LAH	480.00	480.00	480.00	0.00	0.00
		FAS	460.00	460.00	440.00	0.00	4.55
		RAW	512.50	512.50	502.00	0.00	2.09
		MUL	508.00	508.00	504.00	0.00	0.79
		GUJ	450.00	450.00	450.00	0.00	0.00
		SKT	419.00	419.00	419.00	0.00	0.00
		KAR	456.00	456.00	456.00	0.00	0.00
		HYD	500.00	470.00	470.00	6.38	6.38
		SKR	480.00	480.00	480.00	0.00	0.00
		MPK	510.00	418.00	418.00	22.01	22.01
		PSH	480.00	443.00	443.00	8.35	8.35
		QTA	528.00	528.00	528.00	0.00	0.00
048. Beverages							
2449001. COCA COLA(CRATE OF 24 BOTTLES)	EACH	LAH	442.00	442.00	442.00	0.00	0.00
		FAS	445.00	445.00	445.00	0.00	0.00
		RAW	405.00	382.50	382.50	5.88	5.88
		MUL	403.00	403.00	403.00	0.00	0.00
		SKT	444.00	444.00	444.00	0.00	0.00
		GJT	444.00	444.00	444.00	0.00	0.00
		KAR	444.00	444.00	444.00	0.00	0.00
		HYD	444.00	444.00	444.00	0.00	0.00
		SKR	432.00	432.00	432.00	0.00	0.00
		MPK	390.00	390.00	390.00	0.00	0.00
		PSH	445.00	445.00	445.00	0.00	0.00

Contd.

7.10 Intercity Wholesale Prices of Selected Commodities

Group/Commodity/Item Specification	Unit	City	Prices (Rs.)			% Change in Mar., 2016 Over	
			Mar., 2016	Feb., 2016	Mar., 2015	Feb., 2016	Mar., 2015
		BNU	475.00	475.00	475.00	0.00	0.00
		MNG	430.00	430.00	430.00	0.00	0.00
		QTA	480.00	480.00	480.00	0.00	0.00
2449002. SEVEN UP (CRATE OF 24 BOTTLES)	EACH	LAH	442.00	442.00	442.00	0.00	0.00
		FAS	445.00	445.00	445.00	0.00	0.00
		RAW	405.00	382.50	382.50	5.88	5.88
		MUL	403.00	403.00	403.00	0.00	0.00
		SKT	444.00	444.00	444.00	0.00	0.00
		GJT	444.00	444.00	444.00	0.00	0.00
		KAR	444.00	444.00	444.00	0.00	0.00
		HYD	444.00	444.00	444.00	0.00	0.00
		SKR	432.00	432.00	432.00	0.00	0.00
		MPK	390.00	390.00	390.00	0.00	0.00
		PSH	445.00	445.00	445.00	0.00	0.00
		BNU	475.00	475.00	475.00	0.00	0.00
		MNG	420.00	420.00	420.00	0.00	0.00
		QTA	480.00	480.00	480.00	0.00	0.00
2449003. MAKKA COLA (CRATE OF 24 BOTTLES)	EACH	MUL	280.00	280.00	280.00	0.00	0.00
		GUJ	280.00	280.00	280.00	0.00	0.00
		SKT	270.00	270.00	270.00	0.00	0.00
		PSH	410.00	410.00	410.00	0.00	0.00
		BNU	322.00	322.00	322.00	0.00	0.00
		MNG	322.00	322.00	322.00	0.00	0.00
2449004. PEPSI COLA (CRATE OF 24 BOTTLES)	EACH	LAH	442.00	442.00	442.00	0.00	0.00
		FAS	445.00	445.00	445.00	0.00	0.00
		RAW	405.00	382.50	382.50	5.88	5.88
		MUL	403.00	403.00	403.00	0.00	0.00
		SKT	444.00	444.00	444.00	0.00	0.00
		GJT	444.00	444.00	444.00	0.00	0.00
		KAR	444.00	444.00	444.00	0.00	0.00
		HYD	444.00	444.00	444.00	0.00	0.00
		SKR	432.00	432.00	432.00	0.00	0.00
		PSH	445.00	445.00	445.00	0.00	0.00
		BNU	475.00	475.00	475.00	0.00	0.00
		MNG	420.00	420.00	420.00	0.00	0.00
		QTA	450.00	450.00	408.00	0.00	10.29
049. Tobacco Products							
2502001. CIGARETTES K-2 10'S (FILTER)	1000	KAR	2850.00	2850.00	2125.00	0.00	34.12
2502002. CIGARETTES MELBOURNE	1000	KAR	3100.00	3100.00	2300.00	0.00	34.78
2502003. CIGARETTES CAPSTAN LSFT 10 SS	1000	KAR	3100.00	3100.00	2300.00	0.00	34.78
2502004. CIGARETTES GOLD LEAF (KSFT) 20	1000	KAR	5700.00	5700.00	4750.00	0.00	20.00
3b) Textiles & Apparels							
050. Cotton Yarn							
2636001. COTTON YARN 10/1 POPULAR FIBER	10 LB.	KAR	770.00	785.00	700.00	-1.91	10.00
2636002. COTTON YARN 16/1 MGM	10 LB.	KAR	975.00	975.00	970.00	0.00	0.52
2636003. COTTON YARN 21/1 SURIYA TEXTILE	10 LB.	KAR	1070.00	1070.00	1080.00	0.00	-0.93
2636004. COTTON YARN 42/1 ABDULLAH TEXTILE	10 LB.	KAR	1550.00	1550.00	1600.00	0.00	-3.13
2636005. COTTON YARN 20/2 BAJWA	10 LB.	KAR	1180.00	1180.00	1120.00	0.00	5.36
051. Nylon Yarn							
2643001. NYLON YARN RUPALI(PAK)50/72/00	LB.	KAR	90.00	90.00	95.00	0.00	-5.26
2643002. NYLON YARN GRATON 50/36/00FLAT	LB.	KAR	77.00	77.00	77.00	0.00	0.00
2643003. NYLON YARN GRATON 75/48/0 DTY	LB.	KAR	103.00	103.00	103.00	0.00	0.00
052. Blended Yarn							
2645001. BLND.YARN 30/1 A.A TEX.Z.TW PVC	LB.	KAR	118.00	118.00	129.75	0.00	-9.06
2645002. BLND.YARN 40/1 SANA	LB.	KAR	135.00	135.00	151.00	0.00	-10.60
2645003. BLND.YARN 60/1 PP AGAR	LB.	KAR	124.00	124.00	124.00	0.00	0.00
2645004. BLND.YARN 30/1 A.A TEX.COMBED	LB.	KAR	119.00	119.00	116.75	0.00	1.93
2645005. BLND.YARN 40/1 A.A. TEXTILE	LB.	KAR	143.00	143.00	143.00	0.00	0.00
053. Woven Fabrics							
2654001. LIGHT WEIGHT WORSTED (L.PUR)	MTR.	LAH	925.00	925.00	925.00	0.00	0.00

Contd.

7.10 Intercity Wholesale Prices of Selected Commodities

Group/Commodity/Item Specification	Unit	City	Prices (Rs.)			% Change in Mar., 2016 Over	
			Mar., 2016	Feb., 2016	Mar., 2015	Feb., 2016	Mar., 2015
		RAW	1162.50	1162.50	1037.50	0.00	12.05
		KAR	1700.00	1700.00	1475.00	0.00	15.25
2654002. HEAVY WEIGHT SUITING (L.PUR)	MTR.	LAH	1575.00	1575.00	1575.00	0.00	0.00
		RAW	1375.00	1375.00	1325.00	0.00	3.77
		KAR	2350.00	2350.00	2250.00	0.00	4.44
2654003. TWEED (LAWRENCEPUR)	MTR.	LAH	925.00	925.00	925.00	0.00	0.00
		RAW	1225.00	1225.00	1125.00	0.00	8.89
		KAR	2050.00	2050.00	1800.00	0.00	13.89
2654004. WORSTED (LAWRENCEPUR)	MTR.	LAH	975.00	975.00	975.00	0.00	0.00
		RAW	1275.00	1275.00	1175.00	0.00	8.51
		KAR	1800.00	1800.00	1750.00	0.00	2.86
054. Cotton Fabrics							
2662001. LATHA GUL AHMED 90000 SUP. QLTY.	40 MTR.	LAH	7900.00	7900.00	7900.00	0.00	0.00
		FAS	8550.00	8550.00	8550.00	0.00	0.00
		RAW	5625.00	5625.00	5450.00	0.00	3.21
		MUL	8095.00	8095.00	8095.00	0.00	0.00
		KAR	8500.00	8500.00	8500.00	0.00	0.00
		HYD	7000.00	7000.00	7000.00	0.00	0.00
2662002. LATHA PRESIDENT SUP. QLTY.	40 MTR.	LAH	3450.00	3450.00	3450.00	0.00	0.00
		MUL	7140.00	7140.00	7140.00	0.00	0.00
		KAR	3682.50	3682.50	3682.50	0.00	0.00
2662003. LATHA MAST QALANDER SUP. QLTY.	40 MTR.	MUL	5200.00	4920.00	4920.00	5.69	5.69
		KAR	2810.00	2810.00	2810.00	0.00	0.00
2662004. LATHA MUGHAL-E-AZAM SUP. QLTY.	40 MTR.	LAH	3650.00	3650.00	3650.00	0.00	0.00
		FAS	5650.00	5650.00	5650.00	0.00	0.00
		RAW	5525.00	5525.00	5375.00	0.00	2.79
		MUL	5920.00	5880.00	5880.00	0.68	0.68
		KAR	5300.00	5300.00	5300.00	0.00	0.00
		HYD	6000.00	6000.00	6000.00	0.00	0.00
055. Other Fabrics							
2669001. LAWN AVG. QLTY.	MTR.	LAH	75.75	75.75	75.50	0.00	0.33
		FAS	92.50	92.50	92.50	0.00	0.00
		RAW	122.50	122.50	117.50	0.00	4.26
		MUL	125.00	125.00	125.00	0.00	0.00
		KAR	130.00	125.00	125.00	4.00	4.00
		HYD	120.00	120.00	100.00	0.00	20.00
		SKR	70.00	70.00	70.00	0.00	0.00
		QTA	130.00	130.00	130.00	0.00	0.00
2669002. LAWN SUP. QLTY.	MTR.	LAH	177.50	177.50	177.50	0.00	0.00
		FAS	230.00	230.00	230.00	0.00	0.00
		RAW	225.00	225.00	205.00	0.00	9.76
		MUL	180.00	180.00	190.00	0.00	-5.26
		KAR	250.00	240.00	240.00	4.17	4.17
		QTA	152.50	152.50	152.50	0.00	0.00
2669003. GREY CLOTH 52"	MTR.	LAH	45.00	45.00	45.00	0.00	0.00
		FAS	62.50	62.50	62.50	0.00	0.00
		RAW	41.00	41.00	41.00	0.00	0.00
		MUL	117.50	117.50	117.50	0.00	0.00
		KAR	69.50	69.50	69.50	0.00	0.00
		LRK	105.00	105.00	105.00	0.00	0.00
2669004. GREY CLOTH 98"	MTR.	LAH	76.50	76.50	76.50	0.00	0.00
		FAS	122.50	122.50	122.50	0.00	0.00
		KAR	130.00	130.00	130.00	0.00	0.00
2669005. DRILL DYED	MTR.	LAH	75.50	75.50	75.50	0.00	0.00
		FAS	105.00	105.00	105.00	0.00	0.00
		RAW	32.50	32.50	32.50	0.00	0.00
		KAR	141.00	141.00	112.50	0.00	25.33
		QTA	68.00	68.00	68.00	0.00	0.00
056. Silk & Reyon Fabrics							
2679001. KT. SHIRTING AL-KARAM SUP. QLTY.	MTR.	LAH	82.50	82.50	82.50	0.00	0.00

Contd.

7.10 Intercity Wholesale Prices of Selected Commodities

Group/Commodity/Item Specification	Unit	City	Prices (Rs.)			% Change in Mar., 2016 Over	
			Mar., 2016	Feb., 2016	Mar., 2015	Feb., 2016	Mar., 2015
		RAW	132.50	132.50	117.50	0.00	12.77
		KAR	135.00	135.00	125.00	0.00	8.00
2679002. KT. SHIRTING TOYOBO SUP. QLTY.	MTR.	FAS	212.50	212.50	212.50	0.00	0.00
		RAW	132.50	132.50	117.50	0.00	12.77
		MUL	85.00	85.00	85.00	0.00	0.00
		KAR	92.50	92.50	87.50	0.00	5.71
2679003. WOOLY FLAT	MTR.	QTA	73.00	73.00	73.00	0.00	0.00
		LAH	47.50	47.50	47.50	0.00	0.00
		KAR	39.00	39.00	39.00	0.00	0.00
2679004. SILK AVG. QLTY.	MTR.	QTA	62.50	62.50	62.50	0.00	0.00
		LAH	59.00	59.00	59.00	0.00	0.00
		RAW	57.50	57.50	47.50	0.00	21.05
		MUL	95.00	95.00	95.00	0.00	0.00
		KAR	41.00	41.00	41.00	0.00	0.00
		SKR	35.00	35.00	35.00	0.00	0.00
2679005. SILK SUP. QLTY.	MTR.	QTA	55.00	55.00	55.00	0.00	0.00
		LAH	85.50	85.50	85.50	0.00	0.00
		FAS	237.50	237.50	237.50	0.00	0.00
		RAW	95.00	95.00	77.50	0.00	22.58
		QTA	75.00	75.00	75.00	0.00	0.00
2679006. LINEN STAR MILL KARACHI	MTR.	LAH	116.50	116.50	116.50	0.00	0.00
		KAR	130.00	130.00	107.50	0.00	20.93
		QTA	92.00	92.00	92.00	0.00	0.00
057. Towels							
2684001. TOWEL MED SIZE AVG. QLTY.	DOZ.	LAH	1725.00	1725.00	1725.00	0.00	0.00
		FAS	1650.00	1650.00	1650.00	0.00	0.00
		KSR	1725.00	1725.00	1725.00	0.00	0.00
		KAR	2300.00	2300.00	2220.00	0.00	3.60
		SKR	2040.00	2040.00	2040.00	0.00	0.00
		PSH	2400.00	2400.00	2400.00	0.00	0.00
		QTA	1620.00	1620.00	1620.00	0.00	0.00
058. Blankets							
2711001. BLANKET MOONLITE SINGLE	EACH	LAH	2400.00	2400.00	2400.00	0.00	0.00
		RAW	2975.00	2975.00	2975.00	0.00	0.00
		KAR	2437.50	2437.50	2150.00	0.00	13.37
2711002. BLANKET MOONLITE DOUBLE	EACH	LAH	3000.00	3000.00	3000.00	0.00	0.00
		RAW	3325.00	3325.00	3325.00	0.00	0.00
		KAR	2900.00	2900.00	2650.00	0.00	9.43
059. Bed Sheets							
2712001. BED SHEET COTTON SINGLE AVG. QLTY.	DOZ.	LAH	3250.00	3250.00	3250.00	0.00	0.00
		FAS	4300.00	4300.00	4300.00	0.00	0.00
		KAR	4350.00	4350.00	4250.00	0.00	2.35
		SKR	3960.00	3960.00	3960.00	0.00	0.00
		PSH	4800.00	4800.00	4800.00	0.00	0.00
		QTA	3600.00	3600.00	3600.00	0.00	0.00
2712002. BED SHEET COTTON DOUBLE AVG. QLTY.	DOZ.	LAH	5650.00	5650.00	5650.00	0.00	0.00
		FAS	4900.00	4900.00	4900.00	0.00	0.00
		KAR	6750.00	6750.00	6650.00	0.00	1.50
		SKR	7800.00	7800.00	7800.00	0.00	0.00
		PSH	9600.00	9600.00	9600.00	0.00	0.00
		QTA	4250.00	4250.00	4250.00	0.00	0.00
060. Quilts							
2718001. READY MADE QUILT	EACH	LAH	950.00	950.00	875.00	0.00	8.57
		RAW	775.00	775.00	775.00	0.00	0.00
		KAR	1075.00	1075.00	1075.00	0.00	0.00
		PSH	950.00	950.00	925.00	0.00	2.70
		QTA	600.00	600.00	600.00	0.00	0.00
061. Woolen Carpets							
2721001. WOOLEN CARPET	SQ.FT.	LAH	92.50	80.00	60.00	15.63	54.17
		KAR	60.00	60.00	51.00	0.00	17.65

Contd.

7.10 Intercity Wholesale Prices of Selected Commodities

Group/Commodity/Item Specification	Unit	City	Prices (Rs.)			% Change in Mar., 2016 Over	
			Mar.,2016	Feb., 2016	Mar., 2015	Feb., 2016	Mar., 2015
			062. Synthetic Carpets				
2729001. SYNTHETIC CARPET	SQ.FT.	LAH	32.50	32.50	32.50	0.00	0.00
		RAW	24.50	24.50	24.50	0.00	0.00
		KAR	49.00	49.00	45.50	0.00	7.69
		QTA	46.50	46.50	46.50	0.00	0.00
063. Hosiery Products							
2821001. UNDER WEAR MED. SIZE AVG. QLTY.	DOZ.	LAH	1125.00	1125.00	1125.00	0.00	0.00
		FAS	780.00	780.00	780.00	0.00	0.00
		RAW	1875.00	1875.00	1712.50	0.00	9.49
		KAR	1000.00	1000.00	870.00	0.00	14.94
		SKR	890.00	890.00	890.00	0.00	0.00
		PSH	1440.00	1440.00	1440.00	0.00	0.00
		QTA	420.00	420.00	420.00	0.00	0.00
2821002. VEST (BANYAN)MED. SIZE AVG. QLTY.	DOZ.	LAH	1175.00	1175.00	1175.00	0.00	0.00
		FAS	900.00	900.00	900.00	0.00	0.00
		RAW	1875.00	1875.00	1712.50	0.00	9.49
		KAR	1030.00	1030.00	888.00	0.00	15.99
		SKR	1322.50	1322.50	1322.50	0.00	0.00
		PSH	1440.00	1440.00	1190.00	0.00	21.01
		QTA	720.00	720.00	720.00	0.00	0.00
2821003. SOCKS NYLON MIXED GENTS SUP. QLTY.	DOZ.	LAH	1125.00	1125.00	1125.00	0.00	0.00
		FAS	710.00	710.00	710.00	0.00	0.00
		RAW	812.50	812.50	812.50	0.00	0.00
		KAR	798.00	798.00	798.00	0.00	0.00
		SKR	860.00	860.00	860.00	0.00	0.00
		PSH	900.00	900.00	840.00	0.00	7.14
		QTA	620.00	620.00	620.00	0.00	0.00
2821004. SOCKS COTTON GENTS AVG. QLTY.	DOZ.	LAH	750.00	750.00	750.00	0.00	0.00
		FAS	510.00	510.00	510.00	0.00	0.00
		KAR	650.00	650.00	630.00	0.00	3.17
064. Readymade Garments							
2823101. PANTS GENTS (W&W) AVG. QLTY.	DOZ.	LAH	4250.00	4250.00	4250.00	0.00	0.00
		RAW	7250.00	7250.00	6950.00	0.00	4.32
		KAR	5100.00	5100.00	5100.00	0.00	0.00
2823102. SHORT	DOZ.	LAH	1250.00	1250.00	1250.00	0.00	0.00
		KAR	1260.00	1260.00	1260.00	0.00	0.00
		HYD	2400.00	2400.00	2000.00	0.00	20.00
2823103. AWAMI SUIT(W&W) AVG. QLTY.	DOZ.	LAH	9000.00	9000.00	9000.00	0.00	0.00
		RAW	12750.00	12750.00	11250.00	0.00	13.33
		KAR	6700.00	6700.00	8100.00	0.00	-17.28
		QTA	5400.00	5400.00	5400.00	0.00	0.00
2823201. SHIRT GENTS (W&W) AVG. QLTY.	DOZ.	LAH	3225.00	3225.00	3225.00	0.00	0.00
		RAW	4275.00	4275.00	4125.00	0.00	3.64
		KAR	4050.00	4050.00	4050.00	0.00	0.00
2823301. GIRL'S FROCK (W&W)	DOZ.	LAH	8750.00	8750.00	8750.00	0.00	0.00
		RAW	11100.00	11100.00	9350.00	0.00	18.72
		KAR	6740.00	6740.00	6450.00	0.00	4.50
3c) Leather Products							
065. Leather Without Hair							
2912001. SOLE LEATHER 5 MM GR-1	KG.	SAH	700.00	700.00	600.00	0.00	16.67
		KSR	425.00	425.00	425.00	0.00	0.00
2912002. SOLE LEATHER 4.5 MM GR-1	KG.	SAH	725.00	725.00	650.00	0.00	11.54
		KSR	490.00	490.00	490.00	0.00	0.00
2912003. SOLE LEATHER 4 MM GR-1	KG.	SAH	750.00	750.00	700.00	0.00	7.14
		KSR	510.00	510.00	510.00	0.00	0.00
066. Other Leather N.E.C							
2913001. CHROME LEATHER COW ANALINE GR-I	DM.	SAH	19.37	19.37	21.52	0.00	-9.99
		KSR	20.45	20.45	21.00	0.00	-2.62
2913002. CHROME LEATHER COW ANALINE GR-II	DM.	SAH	18.29	18.29	20.45	0.00	-10.56
		KSR	18.22	18.22	19.00	0.00	-4.11

Contd.

7.10 Intercity Wholesale Prices of Selected Commodities

Group/Commodity/Item Specification	Unit	City	Prices (Rs.)			% Change in Mar., 2016 Over		
			Mar., 2016	Feb., 2016	Mar., 2015	Feb., 2016	Mar., 2015	
			2913003. CHROME LEATHER BUFF CALF (SUP)	DM.	SAH	17.22	17.22	17.76
		KSR	18.00	18.00	17.00	0.00	5.88	
2913004. CHROME LEATHER BUFF CALF (B)	DM.	SAH	15.60	15.60	16.14	0.00	-3.35	
		KSR	15.00	15.00	15.00	0.00	0.00	
067. Footwears								
2933001. GENTS SHOES PAUL BATA	PAIR	LAH	818.23	818.23	818.23	0.00	0.00	
2933002. GENTS SANDAL BATA	PAIR	LAH	572.51	572.51	572.51	0.00	0.00	
2933003. GENTS SLATE CHAPPAL BATA	PAIR	LAH	110.08	110.08	110.08	0.00	0.00	
2933004. LADIES SANDAL BATA (EMOZIAN)	PAIR	LAH	490.61	490.61	490.61	0.00	0.00	
2933005. LADIES SPOUNG CHAPPAL BATA(TROPICAL)	PAIR	LAH	109.52	109.52	109.52	0.00	0.00	
2933006. CHILD SHOE POWER LIFE BATA	PAIR	LAH	350.00	285.85	285.85	22.44	22.44	
2933007. GENTS SHOES ART 1109 SERVIS	PAIR	LAH	477.00	477.00	477.00	0.00	0.00	
2933008. CHEETAH 50 SIZE 3.5	PAIR	LAH	1091.00	1091.00	679.00	0.00	60.68	
2933009. SERVIS SHOES WOMEN	PAIR	LAH	370.00	370.00	370.00	0.00	0.00	
2933010. SERVIS SHOES CHILDREN	PAIR	LAH	257.00	257.00	257.00	0.00	0.00	
4. Other Transportable Goods								
068. Timber								
3131001. TIMBER SHEESHAM	CMT.	LAH	62682.50	59151.00	59151.00	5.97	5.97	
		RAW	69746.50	69746.50	64449.50	0.00	8.22	
		KAR	59000.00	59000.00	51965.00	0.00	13.54	
		PSH	52965.00	51200.00	42378.00	3.45	24.98	
		QTA	55582.00	55582.00	55582.00	0.00	0.00	
3131002. TIMBER KERUING PINE WOOD	CMT.	RAW	64449.00	64449.00	62683.50	0.00	2.82	
		KAR	59000.00	59000.00	53412.50	0.00	10.46	
3131003. TIMBER PERTAL	CMT.	LAH	41494.00	38845.50	38845.50	6.82	6.82	
		RAW	52089.00	52089.00	48558.00	0.00	7.27	
		KAR	43000.00	43000.00	38404.00	0.00	11.97	
		PSH	56496.00	56496.00	52372.00	0.00	7.87	
		QTA	31050.00	31050.00	31050.00	0.00	0.00	
3131004. TIMBER CHIR	CMT.	LAH	36197.00	32665.50	32665.50	10.81	10.81	
		RAW	46792.00	46792.00	43260.50	0.00	8.16	
		KAR	34500.00	34500.00	30458.00	0.00	13.27	
3131005. TIMBER DEODAR	CMT.	RAW	104178.50	104178.50	97998.00	0.00	6.31	
		KAR	112500.00	112500.00	97996.50	0.00	14.80	
		PSH	105930.00	105930.00	95358.00	0.00	11.09	
		QTA	88000.00	88000.00	88000.00	0.00	0.00	
3131006. TIMBER TEAK WOOD	CMT.	LAH	147436.00	143021.50	143021.50	3.09	3.09	
		KAR	155000.00	155000.00	115653.00	0.00	34.02	
069. Printing Paper								
3212901. OFFSET PAPER FLYING FINISH	KG.	KAR	75.00	75.00	75.00	0.00	0.00	
3212902. ART PAPER "LEYKAM"/CHINA	KG.	KAR	115.00	115.00	115.00	0.00	0.00	
3212903. PRINTING PAPER ROYAL CENTURY	KG.	KAR	90.00	90.00	90.00	0.00	0.00	
3212904. PHOTOSTAT PAPER 210X297 A-4(80GM)	KG.	KAR	345.00	345.00	370.00	0.00	-6.76	
070. Hard Board								
3213301. KRAFT LINES BOARD (BRAZIL-125)	KG.	KAR	95.00	95.00	95.00	0.00	0.00	
071. Coke								
3310001. COKE	MT.	KAR	60000.00	60000.00	60000.00	0.00	0.00	
072. Motor Spirit								
3331001. MOTOR SPRIT 87 RON	LTR.	KAR	62.71	71.19	70.23	-11.91	-10.71	
073. Diesel Oil								
3333001. DIESEL OIL LIGHT SPEED (BULK)	LTR.	KAR	37.90	39.87	57.87	-4.94	-34.51	
3333002. DIESEL OIL HIGH SPEED(BULK)	LTR.	KAR	71.06	75.73	80.55	-6.17	-11.78	
074. Kerosine Oil								
3334001. KEROSENE OIL	LTR.	KAR	43.11	43.11	67.01	0.00	-35.67	
075. Furnace Oil								
3337001. HIGH SULPHUR FURNACE OIL(HSFO)	MT.	KAR	18687.50	17514.50	36649.00	6.70	-49.01	
076. Mobil Oil								
3338001. HAVOLINE MOBIL OIL PETROL ENGN.	4 LTR.	FAS	1950.00	1950.00	1950.00	0.00	0.00	
		RAW	1962.50	1962.50	1937.50	0.00	1.29	
		MUL	1622.50	1622.50	1780.00	0.00	-8.85	

Contd.

7.10 Intercity Wholesale Prices of Selected Commodities

Group/Commodity/Item Specification	Unit	City	Prices (Rs.)			% Change in Mar., 2016 Over	
			Mar., 2016	Feb., 2016	Mar., 2015	Feb., 2016	Mar., 2015
		GJT	1790.00	1790.00	1790.00	0.00	0.00
		KAR	2000.00	2000.00	2157.00	0.00	-7.28
		PSH	1700.00	1700.00	1640.00	0.00	3.66
		QTA	1670.00	1670.00	1670.00	0.00	0.00
3338002. HAVOLINE MOBIL OIL CNG ENGN.	4 LTR.	FAS	1600.00	1600.00	1600.00	0.00	0.00
		RAW	1937.50	1937.50	1912.50	0.00	1.31
		MUL	1562.50	1562.50	1830.00	0.00	-14.62
		GJT	1790.00	1790.00	1835.00	0.00	-2.45
		KAR	1750.00	1750.00	1833.00	0.00	-4.53
		PSH	1700.00	1700.00	1680.00	0.00	1.19
		QTA	1725.00	1725.00	1725.00	0.00	0.00
077. Chemicals							
3414001. STEARIC ACID	LB.	LAH	122.50	122.50	155.00	0.00	-20.97
		KAR	82.00	83.00	102.50	-1.20	-20.00
3414002. ACETIC ACID	LB.	LAH	80.00	80.00	100.00	0.00	-20.00
		KAR	35.50	41.00	59.00	-13.41	-39.83
		PSH	49.00	49.00	50.00	0.00	-2.00
3414003. TARTARIC POWDER	50 KG.	LAH	17500.00	17500.00	18500.00	0.00	-5.41
		KAR	3700.00	3700.00	11000.00	0.00	-66.36
3414004. CITRIC ACID	50 KG.	LAH	5700.00	5700.00	6000.00	0.00	-5.00
		KAR	4665.00	5250.00	6125.00	-11.14	-23.84
		PSH	5600.00	5600.00	5700.00	0.00	-1.75
3414005. CHINA CLAY	M.T.	KAR	45000.00	45000.00	52000.00	0.00	-13.46
3414006. BLEACHING POWDER	50 KG.	LAH	2600.00	2600.00	2600.00	0.00	0.00
		KSR	2675.00	2675.00	2675.00	0.00	0.00
		KAR	2750.00	2750.00	2125.00	0.00	29.41
		PSH	3000.00	3000.00	2700.00	0.00	11.11
3414007. GLUCOSE POWDER	50 KG.	LAH	4800.00	4800.00	5000.00	0.00	-4.00
		KAR	3950.00	4100.00	5225.00	-3.66	-24.40
		PSH	5200.00	5000.00	5200.00	4.00	0.00
3422001. ZINC OXIDE	50 KG.	LAH	21000.00	21000.00	20000.00	0.00	5.00
		PSH	15000.00	15000.00	17500.00	0.00	-14.29
3423101. CAUSTIC SODA	50 KG.	LAH	3700.00	3700.00	3700.00	0.00	0.00
		KSR	3725.00	3725.00	3725.00	0.00	0.00
		KAR	4000.00	4000.00	4150.00	0.00	-3.61
		PSH	4000.00	3900.00	4000.00	2.56	0.00
3423102. SULPHURIC ACID	100 KG.	LAH	2500.00	2500.00	2500.00	0.00	0.00
		KAR	2245.00	2245.00	2300.00	0.00	-2.39
		PSH	2000.00	2000.00	2000.00	0.00	0.00
3423103. MERCURY	KG.	LAH	12500.00	12500.00	13000.00	0.00	-3.85
		KAR	9000.00	9000.00	14000.00	0.00	-35.71
		PSH	9000.00	9000.00	11000.00	0.00	-18.18
3424001. SODA ASH LIGHT 80 KG. BAG	BAG	LAH	3360.00	3360.00	3500.00	0.00	-4.00
		KSR	3425.00	3425.00	3550.00	0.00	-3.52
		KAR	1975.00	2072.50	3420.00	-4.70	-42.25
		PSH	3360.00	3360.00	3360.00	0.00	0.00
3424002. SODIUM BI- CARBONATE.	50 KG.	LAH	2450.00	2450.00	2500.00	0.00	-2.00
		KAR	2160.00	2210.00	2850.00	-2.26	-24.21
		PSH	2400.00	2400.00	2400.00	0.00	0.00
3424003. SALT EPSUM	100 KG.	LAH	1400.00	1400.00	1500.00	0.00	-6.67
		KAR	1980.00	1980.00	1750.00	0.00	13.14
		PSH	2200.00	2200.00	2600.00	0.00	-15.38
078. Dyeing Material							
3431001. DYES RED B-BASE	LB.	KAR	270.00	270.00	270.00	0.00	0.00
3431002. DYES ORITEX JAPAN RED HR-2.	LB.	KAR	225.00	225.00	225.00	0.00	0.00
3431003. DYED REACTIVE VIOLET H-3R	LB.	KAR	250.00	250.00	250.00	0.00	0.00
079. Fertilizers							
3461101. SONA UREA	MT.	LAH	37500.00	37500.00	38000.00	0.00	-1.32
		FAS	37200.00	37200.00	37600.00	0.00	-1.06
		MUL	36000.00	36000.00	36600.00	0.00	-1.64

Contd.

7.10 Intercity Wholesale Prices of Selected Commodities

Group/Commodity/Item Specification	Unit	City	Prices (Rs.)			% Change in Mar., 2016 Over	
			Mar., 2016	Feb., 2016	Mar., 2015	Feb., 2016	Mar., 2015
3461102. KISAN UREA	MT.	PSH	36600.00	38600.00	38400.00	-5.18	-4.69
		LAH	37500.00	37500.00	38000.00	0.00	-1.32
		FAS	37000.00	36600.00	37200.00	1.09	-0.54
		MUL	35200.00	35600.00	35600.00	-1.12	-1.12
		GUJ	34400.00	34400.00	36000.00	0.00	-4.44
3461401. CALCIUM AMMONIUM NITRATE	MT.	PSH	36000.00	37600.00	37600.00	-4.26	-4.26
		LAH	31500.00	31500.00	32500.00	0.00	-3.08
		FAS	32000.00	32000.00	33000.00	0.00	-3.03
		MUL	29000.00	28600.00	30600.00	1.40	-5.23
		GUJ	34400.00	34400.00	32000.00	0.00	7.50
3462101. SINGLE SUPPER PHOSPHATE (GR) 18PC	MT.	PSH	31000.00	31000.00	31000.00	0.00	0.00
		LAH	19500.00	19500.00	20000.00	0.00	-2.50
		FAS	18000.00	19000.00	19000.00	-5.26	-5.26
		MUL	16000.00	16600.00	18600.00	-3.61	-13.98
		GUJ	18000.00	18000.00	19000.00	0.00	-5.26
3462102. SINGLE SUPER PHOSPHATE (PD) 18PC	MT.	PSH	18000.00	18000.00	19600.00	0.00	-8.16
		LAH	21000.00	21000.00	21000.00	0.00	0.00
		FAS	21950.00	21950.00	21950.00	0.00	0.00
		MUL	21900.00	21900.00	21900.00	0.00	0.00
		GUJ	22000.00	22000.00	22000.00	0.00	0.00
3462103. TRIPLE SUPER PHOSPHATE (GR)	MT.	PSH	25100.00	25100.00	25100.00	0.00	0.00
		LAH	61750.00	61750.00	61750.00	0.00	0.00
		FAS	61850.00	61850.00	61850.00	0.00	0.00
		MUL	62050.00	62050.00	62050.00	0.00	0.00
		GUJ	66000.00	66000.00	66000.00	0.00	0.00
3463201. SULPHATE OF POTASH	MT.	PSH	60000.00	60000.00	60000.00	0.00	0.00
		LAH	101000.00	101000.00	107000.00	0.00	-5.61
		MUL	83600.00	83600.00	83600.00	0.00	0.00
		KSR	101000.00	101000.00	107000.00	0.00	-5.61
		LAH	48000.00	48000.00	50500.00	0.00	-4.95
3464101. NITRO PHOSPHATE	MT.	FAS	42000.00	46000.00	51000.00	-8.70	-17.65
		MUL	39600.00	43600.00	50000.00	-9.17	-20.80
		GUJ	46000.00	46000.00	53000.00	0.00	-13.21
		PSH	42000.00	47000.00	52000.00	-10.64	-19.23
		LAH	66000.00	66000.00	76000.00	0.00	-13.16
3464201. DIA-AMMONIUM PHOSPHATE	MT.	FAS	57200.00	64000.00	74000.00	-10.63	-22.70
		MUL	58600.00	60600.00	72600.00	-3.30	-19.28
		GUJ	67000.00	67000.00	76000.00	0.00	-11.84
		PSH	61000.00	62000.00	74000.00	-1.61	-17.57
		LAH	59000.00	59000.00	63000.00	0.00	-6.35
3464401. NITROGEN PHOSPHATE AND POTACIUM(NPK)	MT.	GUJ	50000.00	50000.00	62000.00	0.00	-19.35
		SAR	52200.00	52000.00	59600.00	0.38	-12.42
		HYD	61680.00	61680.00	61680.00	0.00	0.00
080. Pesticides							
3466101. THIODAN 35 EC(AGRICULTURE) 1 LTR	BOTTLE	LAH	750.00	750.00	580.00	0.00	29.31
		FAS	1050.00	1050.00	1050.00	0.00	0.00
		MUL	1200.00	1200.00	1200.00	0.00	0.00
		SAR	875.00	875.00	875.00	0.00	0.00
		GJT	500.00	500.00	500.00	0.00	0.00
		HYD	750.00	750.00	750.00	0.00	0.00
		MPK	600.00	600.00	600.00	0.00	0.00
3466102. DURSABAN TC(TERMICIDE CONC.)	BOTTLE	LAH	2000.00	2000.00	1050.00	0.00	90.48
		FAS	1265.00	1265.00	1265.00	0.00	0.00
		MUL	1550.00	1550.00	1550.00	0.00	0.00
		SAR	1100.00	1100.00	1000.00	0.00	10.00
3466103. SANSABZ (VEGETABLES) 1 LTR.	BOTTLE	LAH	250.00	250.00	210.00	0.00	19.05
		FAS	360.00	360.00	360.00	0.00	0.00
		MUL	700.00	700.00	600.00	0.00	16.67
		SAR	300.00	300.00	250.00	0.00	20.00
		GJT	500.00	500.00	500.00	0.00	0.00

Contd.

7.10 Intercity Wholesale Prices of Selected Commodities

Group/Commodity/Item Specification	Unit	City	Prices (Rs.)			% Change in Mar., 2016 Over	
			Mar., 2016	Feb., 2016	Mar., 2015	Feb., 2016	Mar., 2015
			3466104. MALATHION (ALL ANIMALS) 1 LTR.	BOTTLE	LAH	800.00	800.00
		FAS	1300.00	1300.00	1300.00	0.00	0.00
		GUJ	1100.00	1100.00	1100.00	0.00	0.00
		GJT	1200.00	1200.00	1200.00	0.00	0.00
081. Insecticides							
3471001. L-D POLYTHYLENE	LB.	KAR	76.06	71.25	86.44	6.75	-12.01
3473001. POLYSTRENE GP.	55 LB.	KAR	4650.00	4650.00	4750.00	0.00	-2.11
082. Paints & Varnishes							
3511001. SYN CLEAR VARNISH (BUXLYS)	3 LTR.	LAH	1062.00	1062.00	1050.00	0.00	1.14
		KAR	1225.00	1225.00	1225.00	0.00	0.00
3511002. SYN CLEAR VARNISH (BERGER)	3 LTR.	LAH	1215.00	1215.00	1150.00	0.00	5.65
		KAR	1375.00	1375.00	1375.00	0.00	0.00
3511003. SYN ENAMEL VIP (BERGER)	3.6 LTR	LAH	1860.00	1860.00	1700.00	0.00	9.41
		RAW	1337.50	1337.50	1310.00	0.00	2.10
		KAR	1650.00	1650.00	1650.00	0.00	0.00
3511004. SYN ENAMEL 413 (BUXLYS)	3.6 LTR	LAH	1380.00	1380.00	1370.00	0.00	0.73
		RAW	1330.00	1330.00	1305.00	0.00	1.92
		KAR	1650.00	1650.00	1650.00	0.00	0.00
3511005. VIP PLASTIC EMULSION (BERGER)	4 LTR.	LAH	1836.00	1836.00	1750.00	0.00	4.91
		RAW	1555.00	1555.00	1525.00	0.00	1.97
		KAR	1500.00	1500.00	1500.00	0.00	0.00
3511006. PLASTIC BOUND DISTEMPER(BUXLYS)	6 KG.	LAH	1210.00	1210.00	1210.00	0.00	0.00
		RAW	975.00	975.00	975.00	0.00	0.00
		KAR	975.00	975.00	975.00	0.00	0.00
3511007. ICI PLASTIC EMULSION	4 LTR	LAH	1940.00	1940.00	1800.00	0.00	7.78
		RAW	1690.00	1690.00	1665.00	0.00	1.50
		KAR	1750.00	1750.00	1750.00	0.00	0.00
083. Medicines							
3526001. PANADOL TAB. (200)	PACKET	LAH	162.00	162.00	153.00	0.00	5.88
		RAW	195.50	195.50	165.00	0.00	18.48
		MUL	204.00	204.00	153.00	0.00	33.33
		KAR	205.00	205.00	165.00	0.00	24.24
		MPK	153.00	153.00	153.00	0.00	0.00
		PSH	180.00	155.00	160.00	16.13	12.50
		QTA	200.00	200.00	180.00	0.00	11.11
3526002. DISPRIN TAB. (600)	PACKET	LAH	555.00	555.00	525.00	0.00	5.71
		RAW	595.00	595.00	372.50	0.00	59.73
		MUL	638.00	638.00	510.00	0.00	25.10
		KAR	638.00	638.00	459.00	0.00	39.00
		MPK	550.00	510.00	360.00	7.84	52.78
		PSH	510.00	510.00	516.00	0.00	-1.16
		QTA	550.00	440.00	440.00	25.00	25.00
3526003. FLAGYL TAB. (200)	PACKET	LAH	278.00	278.00	170.00	0.00	63.53
		RAW	255.00	255.00	255.00	0.00	0.00
		MUL	267.83	267.83	270.00	0.00	-0.80
		KAR	268.00	268.00	260.00	0.00	3.08
		MPK	260.00	260.00	260.00	0.00	0.00
		PSH	271.00	271.00	283.00	0.00	-4.24
		QTA	180.00	180.00	180.00	0.00	0.00
3526004. VENTOLIN TAB.(100)	PACKET	LAH	87.00	82.00	82.00	6.10	6.10
		RAW	85.00	85.00	85.00	0.00	0.00
		MUL	121.00	121.00	121.00	0.00	0.00
		KAR	86.53	86.53	86.53	0.00	0.00
		MPK	73.20	73.20	73.20	0.00	0.00
		PSH	85.00	85.00	72.00	0.00	18.06
		QTA	90.00	90.00	80.00	0.00	12.50
3526005. DAONIL TAB. (60)	PACKET	LAH	82.00	82.00	75.12	0.00	9.16
		RAW	86.50	86.50	86.50	0.00	0.00
		MUL	86.31	86.31	86.31	0.00	0.00
		KAR	88.00	88.00	88.00	0.00	0.00

Contd.

7.10 Intercity Wholesale Prices of Selected Commodities

Group/Commodity/Item Specification	Unit	City	Prices (Rs.)			% Change in Mar., 2016 Over	
			Mar., 2016	Feb., 2016	Mar., 2015	Feb., 2016	Mar., 2015
		MPK	80.00	76.00	76.00	5.26	5.26
		PSH	88.00	88.00	90.00	0.00	-2.22
		QTA	90.00	90.00	90.00	0.00	0.00
3526006. ENTOX TAB. (100)	PACKET	LAH	87.50	87.50	87.50	0.00	0.00
		RAW	73.00	73.00	73.00	0.00	0.00
		MUL	85.00	85.00	85.00	0.00	0.00
		KAR	100.00	100.00	100.00	0.00	0.00
		MPK	85.00	85.00	85.00	0.00	0.00
		PSH	87.00	87.00	100.00	0.00	-13.00
		QTA	85.00	85.00	85.00	0.00	0.00
3526007. CALCIUM TAB. 1000 SANDOZ	06 BOTT	LAH	642.00	642.00	622.00	0.00	3.22
		RAW	620.00	620.00	620.00	0.00	0.00
		MUL	622.20	622.20	622.20	0.00	0.00
		KAR	660.00	660.00	660.00	0.00	0.00
		MPK	520.00	520.00	520.00	0.00	0.00
		PSH	630.00	630.00	630.00	0.00	0.00
		QTA	636.00	636.00	636.00	0.00	0.00
3526008. RENITEC TAB. 5 MG. (20)	PACKET	LAH	87.56	87.56	87.56	0.00	0.00
		RAW	99.50	99.50	99.50	0.00	0.00
		MUL	99.45	99.45	99.45	0.00	0.00
		KAR	100.00	100.00	100.00	0.00	0.00
		MPK	88.00	88.00	88.00	0.00	0.00
		PSH	101.00	101.00	105.30	0.00	-4.08
		QTA	102.00	102.00	102.00	0.00	0.00
3526009. CARMINA (150 TABLETS)	06 BOTT	LAH	190.00	190.00	150.00	0.00	26.67
		RAW	130.00	120.00	120.00	8.33	8.33
		MUL	186.00	186.00	153.00	0.00	21.57
		KAR	180.00	180.00	180.00	0.00	0.00
		PSH	170.00	170.00	170.00	0.00	0.00
3526010. SUALIN (250 TAB.) STRIP	EACH	LAH	90.00	80.00	68.75	12.50	30.91
		RAW	90.00	78.00	78.00	15.38	15.38
		KAR	132.00	132.00	132.00	0.00	0.00
		PSH	130.00	130.00	150.00	0.00	-13.33
3526011. SANCOS SYRUP 60 MG.	06 BOTT	LAH	288.00	288.00	331.50	0.00	-13.12
		RAW	142.50	142.50	142.50	0.00	0.00
		MUL	280.50	280.50	280.50	0.00	0.00
		KAR	160.00	160.00	160.00	0.00	0.00
		MPK	285.00	285.00	285.00	0.00	0.00
		PSH	300.00	300.00	300.00	0.00	0.00
		QTA	287.00	287.00	287.00	0.00	0.00
3526012. PHENRGONE SYRUP 120 MG	06 BOTT	LAH	179.66	179.66	179.66	0.00	0.00
		RAW	168.00	168.00	168.00	0.00	0.00
		MUL	168.30	168.30	168.30	0.00	0.00
		KAR	198.00	198.00	198.00	0.00	0.00
		MPK	170.00	170.00	170.00	0.00	0.00
		PSH	174.00	174.00	174.00	0.00	0.00
		QTA	195.00	195.00	195.00	0.00	0.00
3526013. CALPOL SYRUP	06 BOTT	LAH	135.00	135.00	135.00	0.00	0.00
		RAW	143.00	143.00	143.00	0.00	0.00
		MUL	127.50	127.50	127.50	0.00	0.00
		KAR	150.00	150.00	150.00	0.00	0.00
		MPK	214.20	214.20	214.20	0.00	0.00
		PSH	144.48	144.48	144.48	0.00	0.00
		QTA	126.00	126.00	125.00	0.00	0.80
3526014. HYDERLIN SYRUP	06 BOTT	LAH	340.00	340.00	300.90	0.00	12.99
		RAW	327.50	327.50	327.50	0.00	0.00
		MUL	316.20	316.20	316.20	0.00	0.00
		KAR	332.00	332.00	312.00	0.00	6.41
		MPK	372.00	312.00	312.00	19.23	19.23
		PSH	306.00	342.00	342.00	-10.53	-10.53

Contd.

7.10 Intercity Wholesale Prices of Selected Commodities

Group/Commodity/Item Specification	Unit	City	Prices (Rs.)			% Change in Mar., 2016 Over	
			Mar., 2016	Feb., 2016	Mar., 2015	Feb., 2016	Mar., 2015
3526015. SAFI HAMDARD 100 ML	06 BOTT	QTA	378.00	378.00	378.00	0.00	0.00
		LAH	228.00	228.00	228.00	0.00	0.00
		RAW	242.50	216.00	216.00	12.27	12.27
		MUL	210.00	210.00	210.00	0.00	0.00
		KAR	306.00	306.00	276.00	0.00	10.87
3526016. HONEY TUBE (HAMDARD)	06 TUBE	PSH	270.00	270.00	240.00	0.00	12.50
		QTA	193.00	193.00	193.00	0.00	0.00
		LAH	540.00	540.00	540.00	0.00	0.00
		KAR	552.00	552.00	552.00	0.00	0.00
		MPK	516.00	516.00	516.00	0.00	0.00
3526017. BETNOVATE-N OINTMENT	06 TUBE	PSH	480.00	480.00	480.00	0.00	0.00
		QTA	582.00	582.00	582.00	0.00	0.00
		LAH	170.00	153.12	153.12	11.02	11.02
		RAW	165.00	148.00	148.00	11.49	11.49
		MUL	170.04	170.04	170.04	0.00	0.00
3526018. BURNOL	06 TUBE	KAR	168.00	168.00	168.00	0.00	0.00
		MPK	186.00	156.00	156.00	19.23	19.23
		PSH	174.00	174.00	150.00	0.00	16.00
		QTA	186.00	162.00	162.00	14.81	14.81
		LAH	85.08	85.08	85.08	0.00	0.00
3526019. O.R.S.FLAVOURED (SEARLE)	DOZEN	RAW	82.00	82.00	82.00	0.00	0.00
		MUL	82.00	82.00	82.00	0.00	0.00
		KAR	96.00	96.00	96.00	0.00	0.00
		MPK	81.60	81.60	81.60	0.00	0.00
		PSH	87.00	87.00	87.00	0.00	0.00
3526020. JOSHANDA HAMDARD	DOZEN	QTA	81.00	81.00	81.00	0.00	0.00
		LAH	180.00	180.00	180.00	0.00	0.00
		RAW	183.50	183.50	183.50	0.00	0.00
		MUL	173.40	173.40	173.40	0.00	0.00
		KAR	174.00	174.00	174.00	0.00	0.00
3526021. COTTON BANDAGE 2" SIZE	06 NO.S	PSH	154.30	154.30	154.80	0.00	-0.32
		QTA	156.00	156.00	156.00	0.00	0.00
		LAH	240.00	240.00	276.00	0.00	-13.04
		MUL	216.00	216.00	216.00	0.00	0.00
		KAR	264.00	264.00	264.00	0.00	0.00
084. Soaps & Detergents	DOZ.	MPK	123.84	123.84	123.84	0.00	0.00
		PSH	82.00	82.00	82.00	0.00	0.00
		QTA	221.00	221.00	221.00	0.00	0.00
		LAH	39.00	39.00	39.00	0.00	0.00
		RAW	48.00	48.00	48.00	0.00	0.00
3532101. LIFE BOUY SOAP (125 GM.)	DOZ.	MUL	24.00	24.00	24.00	0.00	0.00
		KAR	30.00	30.00	30.00	0.00	0.00
		MPK	54.00	54.00	54.00	0.00	0.00
		PSH	42.50	42.50	22.00	0.00	93.18
		LAH	416.00	416.00	401.00	0.00	3.74
3532102. LUX-STD. (70 GM.)	DOZ.	RAW	372.50	372.50	377.50	0.00	-1.32
		KSR	416.00	416.00	401.00	0.00	3.74
		KAR	402.50	402.50	396.00	0.00	1.64
		PSH	396.00	396.00	420.00	0.00	-5.71
		QTA	370.00	370.00	370.00	0.00	0.00
3532201. SUPER ACTIVE SURF (130 GM.)	DOZ.	LAH	325.00	325.00	383.00	0.00	-15.14
		RAW	327.50	342.50	361.00	-4.38	-9.28
		KAR	354.00	354.00	384.00	0.00	-7.81
		PSH	336.00	336.00	380.00	0.00	-11.58
		QTA	360.00	360.00	360.00	0.00	0.00
3532201. SUPER ACTIVE SURF (130 GM.)	DOZ.	LAH	230.00	230.00	230.00	0.00	0.00
		MUL	229.16	229.16	229.16	0.00	0.00
		KAR	228.00	228.00	232.00	0.00	-1.72
		SKR	335.00	264.00	248.88	26.89	34.60

Contd.

7.10 Intercity Wholesale Prices of Selected Commodities

Group/Commodity/Item Specification	Unit	City	Prices (Rs.)			% Change in Mar., 2016 Over	
			Mar.,2016	Feb., 2016	Mar., 2015	Feb., 2016	Mar., 2015
			3532202. ARIEL (100 GM)	DOZ.	LAH	230.00	230.00
		GUJ	228.00	228.00	228.00	0.00	0.00
		KAR	228.00	228.00	163.00	0.00	39.88
		MPK	180.00	180.00	180.00	0.00	0.00
3532203. VIM DETERGENT POLY BAG (1000 G.)	DOZ.	LAH	810.00	750.00	750.00	8.00	8.00
		RAW	765.00	765.00	715.00	0.00	6.99
		KAR	828.00	828.00	640.00	0.00	29.38
		SKR	720.00	720.00	720.00	0.00	0.00
		PSH	680.00	680.00	680.00	0.00	0.00
		MNG	516.00	516.00	516.00	0.00	0.00
		QTA	624.00	624.00	624.00	0.00	0.00
3532204. MAXIMUM POWER BRITE POLYBAG(400GM)	DOZ.	LAH	1404.00	1404.00	1404.00	0.00	0.00
		RAW	862.50	862.50	862.50	0.00	0.00
		KAR	1224.00	1224.00	1060.00	0.00	15.47
		MPK	1416.00	1416.00	1416.00	0.00	0.00
		PSH	1325.00	1325.00	1325.00	0.00	0.00
3532205. EXPRESS DETERGENT(1000GM)	DOZ.	KAR	2100.00	2100.00	1440.00	0.00	45.83
3532206. WASHING SOAP BETA/SUF/GUY	DOZ.	LAH	5580.00	5580.00	5720.00	0.00	-2.45
		RAW	3775.00	3775.00	3825.00	0.00	-1.31
		KSR	5560.00	5560.00	5580.00	0.00	-0.36
		SKR	3440.00	3440.00	3440.00	0.00	0.00
		PSH	5840.00	5840.00	5840.00	0.00	0.00
3532207. WASHING SOAP NYLON 101 CAKE	DOZ.	LAH	269.00	269.00	269.00	0.00	0.00
		RAW	237.50	237.50	237.50	0.00	0.00
		SAR	289.00	289.00	320.00	0.00	-9.69
		BNU	190.00	190.00	190.00	0.00	0.00
		QTA	300.00	300.00	300.00	0.00	0.00
3532301. TOOTHPASTE MACLEAN'S (LARGE SIZE)	DOZ.	RAW	575.00	575.00	575.00	0.00	0.00
		KAR	1080.00	1080.00	1080.00	0.00	0.00
3532302. TOOTHPASTE FARHAN'S (STD. SIZE)	DOZ.	KAR	492.00	492.00	492.00	0.00	0.00
3532303. TALC SAMSOL/SWISS MISS (STD.SIZE)	DOZ.	RAW	565.00	565.00	565.00	0.00	0.00
		KAR	1092.00	1092.00	1092.00	0.00	0.00
3532304. PONDS COLD CREAM (MED SIZE.)	DOZ.	LAH	1270.00	1270.00	1200.00	0.00	5.83
		RAW	1075.00	1182.50	1127.50	-9.09	-4.66
		KAR	1194.00	1194.00	1194.00	0.00	0.00
3532305. PONDS VANISHING CREAM (MED SIZE)	DOZ.	LAH	2450.00	2450.00	2450.00	0.00	0.00
		RAW	1075.00	1182.50	1127.50	-9.09	-4.66
		KAR	1009.00	1009.00	1009.00	0.00	0.00
3532306. ADMIRAL SHAVING CREAM (MED.SIZE)	DOZ.	LAH	720.00	720.00	660.00	0.00	9.09
		RAW	625.00	625.00	625.00	0.00	0.00
		KAR	684.00	684.00	648.00	0.00	5.56
3532307. HAIR BRYL CREAM (MED. SIZE).	DOZ.	RAW	1125.00	1125.00	1125.00	0.00	0.00
		KAR	1140.00	1140.00	984.00	0.00	15.85
3532308. JOHNSON'S BABY POWDER/MOTHER CARE	DOZ.	KAR	1380.00	1380.00	798.00	0.00	72.93
3532309. SUN SILK SHAMPOO LOCAL 10 ML.	DOZ.	RAW	51.00	51.00	51.00	0.00	0.00
		KAR	55.00	55.00	55.00	0.00	0.00
085. Auto Tyres							
3611101. AUTO TYRE GEN/SUZ/ALTO/MEHRAN	EACH	LAH	2700.00	2700.00	2700.00	0.00	0.00
		RAW	2525.00	2675.00	3075.00	-5.61	-17.89
		KAR	2850.00	2850.00	2850.00	0.00	0.00
3611201. MOTOR CYCLE TYRE YAMAHA-100	EACH	LAH	1210.00	1210.00	1280.00	0.00	-5.47
		RAW	962.50	962.50	962.50	0.00	0.00
		KAR	990.00	990.00	1200.00	0.00	-17.50
3611202. MOTOR CYCLE TYRE HONDA CD-70	EACH	LAH	860.00	860.00	860.00	0.00	0.00
		RAW	962.50	962.50	962.50	0.00	0.00
		KAR	1010.00	1010.00	1200.00	0.00	-15.83
3611203. MOTOR CYCLE TYRE SUZUKI 80 CC.	EACH	LAH	960.00	960.00	960.00	0.00	0.00
		RAW	937.50	937.50	937.50	0.00	0.00
		KAR	1125.00	1125.00	1200.00	0.00	-6.25
3611204. CYCLE TYRE SERVIS (28x1/2")	EACH	LAH	250.00	250.00	250.00	0.00	0.00

Contd.

7.10 Intercity Wholesale Prices of Selected Commodities

Group/Commodity/Item Specification	Unit	City	Prices (Rs.)			% Change in Mar., 2016 Over	
			Mar.,2016	Feb., 2016	Mar., 2015	Feb., 2016	Mar., 2015
3611205. CYCLE TYRE DIAMOND (28x1/2")	EACH	KAR	210.00	210.00	225.00	0.00	-6.67
		LAH	275.00	300.00	300.00	-8.33	-8.33
		RAW	287.50	287.50	287.50	0.00	0.00
3611401. AUTO TUBE GEN/SUZ/ALTO/MEHRAN	EACH	KAR	212.50	212.50	215.00	0.00	-1.16
		LAH	270.00	270.00	270.00	0.00	0.00
		RAW	295.00	295.00	295.00	0.00	0.00
3611402. MOTOR CYCLE TUBE YAMAHA-100	EACH	KAR	317.50	317.50	322.50	0.00	-1.55
		LAH	185.00	185.00	185.00	0.00	0.00
		RAW	192.50	192.50	192.50	0.00	0.00
3611403. MOTOR CYCLE TUBE HONDA CD-70	EACH	KAR	187.50	187.50	257.50	0.00	-27.18
		LAH	175.00	175.00	175.00	0.00	0.00
		RAW	192.50	192.50	192.50	0.00	0.00
3611404. MOTOR CYCLE TUBE SUZUKI 80 CC.	EACH	KAR	177.50	177.50	257.50	0.00	-31.07
		LAH	195.00	195.00	195.00	0.00	0.00
		KAR	245.00	245.00	257.50	0.00	-4.85
3611405. CYCLE TUBES SERVIS (28x1/2)	EACH	LAH	105.00	105.00	105.00	0.00	0.00
		KAR	132.50	132.50	132.50	0.00	0.00
		LAH	110.00	115.00	115.00	-4.35	-4.35
3611406. CYCLE TUBES DIAMOND (28x1/2)	EACH	RAW	92.50	92.50	92.50	0.00	0.00
		KAR	126.50	126.50	127.50	0.00	-0.78
086. Plastic Products							
3694001. WATER COOLER 9 LTR.	EACH	LAH	575.00	575.00	400.00	0.00	43.75
		KAR	465.00	465.00	465.00	0.00	0.00
		PSH	380.00	380.00	450.00	0.00	-15.56
		QTA	410.00	410.00	410.00	0.00	0.00
3694002. BUCKET MED. SIZE	EACH	LAH	300.00	300.00	300.00	0.00	0.00
		GUJ	225.00	225.00	225.00	0.00	0.00
		GJT	220.00	220.00	220.00	0.00	0.00
		KAR	312.50	312.50	270.00	0.00	15.74
		PSH	350.00	350.00	355.00	0.00	-1.41
3694003. DINNER SET PLASTIC 42/48/52 PIECES	EACH	QTA	235.00	235.00	235.00	0.00	0.00
		LAH	1975.00	1975.00	1975.00	0.00	0.00
		RAW	4900.00	4900.00	4600.00	0.00	6.52
		MUL	3000.00	3000.00	2450.00	0.00	22.45
		KAR	2400.00	2400.00	2100.00	0.00	14.29
		PSH	2100.00	2100.00	2100.00	0.00	0.00
3694004. HOT POT PLASTIC 3 PIECES	EACH	MNG	3000.00	3000.00	3000.00	0.00	0.00
		LAH	1225.00	1225.00	1225.00	0.00	0.00
		SKT	1000.00	1000.00	1000.00	0.00	0.00
		KAR	975.00	975.00	975.00	0.00	0.00
		PSH	1350.00	1350.00	1350.00	0.00	0.00
3694005. THERMOS STARVAC 1 LTR.	EACH	QTA	1050.00	1050.00	1050.00	0.00	0.00
		LAH	450.00	450.00	450.00	0.00	0.00
		GUJ	400.00	400.00	500.00	0.00	-20.00
		KAR	525.00	525.00	437.50	0.00	20.00
QTA	300.00	300.00	300.00	0.00	0.00		
087. Glass sheets							
3711401. PL. GLASS SHEET 3 MM ABOVE 1 SQ.M	SQ.MTR.	LAH	335.00	335.00	335.00	0.00	0.00
		RAW	335.00	335.00	325.00	0.00	3.08
		KAR	465.00	465.00	455.00	0.00	2.20
		PSH	425.00	425.00	425.00	0.00	0.00
3711402. FIG.GLASS SHEET ABOVE 1 SQ.M	SQ.MTR.	LAH	247.50	247.50	247.50	0.00	0.00
		RAW	295.00	295.00	285.00	0.00	3.51
		KAR	745.00	745.00	732.50	0.00	1.71
		PSH	968.00	968.00	968.00	0.00	0.00
088. Other Glass Articles							
3719101. JAR 4 LTR. LOCAL/FANCY/SILKY	DOZ.	RAW	887.50	887.50	887.50	0.00	0.00
		KAR	750.00	750.00	750.00	0.00	0.00
3719301. TUMBLER 200 ML. FANCY (OMROC)	DOZ.	RAW	310.00	310.00	310.00	0.00	0.00
		KAR	637.50	637.50	637.50	0.00	0.00

Contd.

7.10 Intercity Wholesale Prices of Selected Commodities

Group/Commodity/Item Specification	Unit	City	Prices (Rs.)			% Change in Mar., 2016 Over	
			Mar., 2016	Feb., 2016	Mar., 2015	Feb., 2016	Mar., 2015
			3719302. JUG DIAMOND 1.2 LTR. FANCY (OMROC)	DOZ.	LAH	1775.00	1775.00
		RAW	1337.50	1337.50	1337.50	0.00	0.00
		KAR	2450.00	2450.00	2450.00	0.00	0.00
3719303. TEA CUP SAUCER WHITE	DOZ.	LAH	725.00	725.00	725.00	0.00	0.00
		RAW	887.50	887.50	887.50	0.00	0.00
		KAR	690.00	690.00	690.00	0.00	0.00
089. Ceramics & Sanitary Fixture							
3721001. EUROPEAN W/C (02/03) STD WHITE	EACH	LAH	1600.00	1600.00	1400.00	0.00	14.29
		RAW	1225.00	1225.00	1175.00	0.00	4.26
		GJT	1400.00	1400.00	1400.00	0.00	0.00
		KAR	1600.00	1600.00	1600.00	0.00	0.00
		PSH	4100.00	4100.00	4100.00	0.00	0.00
3721002. EUROPEAN W.C. (02/03)STD COLOUR	EACH	LAH	1700.00	1700.00	1500.00	0.00	13.33
		RAW	1325.00	1325.00	1275.00	0.00	3.92
		GJT	1600.00	1600.00	1600.00	0.00	0.00
		KAR	1700.00	1700.00	1650.00	0.00	3.03
3721003. ASIAN W.C. WHITE 18/22"	EACH	LAH	1850.00	1850.00	1700.00	0.00	8.82
		RAW	1325.00	1325.00	1275.00	0.00	3.92
		GJT	1200.00	1200.00	1250.00	0.00	-4.00
		KAR	1025.00	1025.00	950.00	0.00	7.89
		PSH	1050.00	1050.00	1050.00	0.00	0.00
3721004. ASIAN W.C. WHITE 15/22"	EACH	LAH	1250.00	1250.00	1150.00	0.00	8.70
		RAW	1225.00	1225.00	1187.50	0.00	3.16
		GJT	1000.00	1000.00	1050.00	0.00	-4.76
		KAR	1025.00	1025.00	900.00	0.00	13.89
		PSH	910.00	910.00	900.00	0.00	1.11
3721005. ASIAN W.C. COLOURED 18/22"	EACH	LAH	1850.00	1850.00	1700.00	0.00	8.82
		RAW	1525.00	1525.00	1475.00	0.00	3.39
		GUJ	1800.00	1800.00	1800.00	0.00	0.00
		GJT	1450.00	1450.00	1450.00	0.00	0.00
		KAR	1075.00	1075.00	1025.00	0.00	4.88
		PSH	980.00	980.00	980.00	0.00	0.00
3721006. ASIAN W.C. COLOURED 15/22"	EACH	LAH	1350.00	1350.00	1250.00	0.00	8.00
		RAW	1325.00	1325.00	1275.00	0.00	3.92
		GUJ	1700.00	1700.00	1700.00	0.00	0.00
		GJT	1250.00	1250.00	1250.00	0.00	0.00
		KAR	1025.00	1025.00	1000.00	0.00	2.50
		PSH	870.00	870.00	870.00	0.00	0.00
3721007. WASH BASIN 50 CM WHITE STD.	EACH	LAH	1450.00	1450.00	1300.00	0.00	11.54
		RAW	1325.00	1325.00	1275.00	0.00	3.92
		GJT	1350.00	1350.00	1350.00	0.00	0.00
		KAR	1200.00	1200.00	1175.00	0.00	2.13
		PSH	1850.00	1850.00	1750.00	0.00	5.71
3721008. WASH BASIN 50 CM LIGHT COLOUR	EACH	LAH	1450.00	1450.00	1300.00	0.00	11.54
		RAW	1425.00	1425.00	1375.00	0.00	3.64
		GJT	1150.00	1150.00	1150.00	0.00	0.00
		KAR	1350.00	1350.00	1325.00	0.00	1.89
		PSH	1750.00	1750.00	1550.00	0.00	12.90
3721009. SINK STAINLESS STEEL(KIT.)MED.SIZE	EACH	LAH	1850.00	1850.00	1600.00	0.00	15.63
		RAW	2475.00	2475.00	2475.00	0.00	0.00
		GUJ	1400.00	1400.00	1400.00	0.00	0.00
		KAR	1725.00	1725.00	1450.00	0.00	18.97
		PSH	1700.00	1700.00	1700.00	0.00	0.00
090. Bricks, Blocks & Tiles							
3732001. BRICKS	1000	LAH	8050.00	7750.00	7600.00	3.87	5.92
		RAW	7450.00	7450.00	7450.00	0.00	0.00
		GJT	8000.00	8000.00	8000.00	0.00	0.00
		KSR	7950.00	7450.00	7500.00	6.71	6.00
		HYD	4800.00	4800.00	4800.00	0.00	0.00
		SKR	5000.00	5000.00	5000.00	0.00	0.00

Contd.

7.10 Intercity Wholesale Prices of Selected Commodities

Group/Commodity/Item Specification	Unit	City	Prices (Rs.)			% Change in Mar., 2016 Over	
			Mar., 2016	Feb., 2016	Mar., 2015	Feb., 2016	Mar., 2015
		PSH	8000.00	8000.00	7100.00	0.00	12.68
		BNU	5875.00	5875.00	6000.00	0.00	-2.08
		QTA	6250.00	6250.00	6250.00	0.00	0.00
3732002. CEMENT BLOCKS	1000	KAR	20500.00	20500.00	20500.00	0.00	0.00
3732003. TILES PLAIN WHITE 8 X 10"	SQ.MTR	LAH	675.00	675.00	525.00	0.00	28.57
		RAW	490.00	490.00	490.00	0.00	0.00
		MUL	800.00	800.00	800.00	0.00	0.00
		KAR	580.00	580.00	580.00	0.00	0.00
3732004. TILES PLAIN COLOURED 8 X 10"	SQ.MTR	LAH	775.00	775.00	555.00	0.00	39.64
		RAW	590.00	590.00	590.00	0.00	0.00
		MUL	850.00	850.00	825.00	0.00	3.03
		KAR	640.00	640.00	640.00	0.00	0.00
091. Cement							
3744001. CEMENT JAVEDAN (EX-FACTORY)	MT.	KAR	8460.00	8460.00	8460.00	0.00	0.00
3744002. CEMENT WHITE	MT.	LAH	18350.00	18350.00	18350.00	0.00	0.00
		RAW	19100.00	19100.00	19100.00	0.00	0.00
		KAR	18800.00	18800.00	18500.00	0.00	1.62
		SKR	20000.00	20000.00	20000.00	0.00	0.00
3744003. SULP. RESISTING CEMENT(JAVEDAN)	MT.	KAR	9158.00	9158.00	9158.00	0.00	0.00
3744004. D.G. CEMENT (EX-FACTORY)	MT	LAH	8893.00	8893.00	8943.00	0.00	-0.56
3744005. LUCKY CEMENT (EX-FACTORY)	MT	KAR	10110.00	10110.00	10110.00	0.00	0.00
3744006. FAUJI CEMENT(EX-FACTORY)	MT	RAW	8650.00	8720.00	8690.00	-0.80	-0.46
092. Bed Foam							
3815001. BED FOAM	EACH	LAH	4300.00	4300.00	4000.00	0.00	7.50
		RAW	4325.00	4325.00	4325.00	0.00	0.00
		GUJ	3000.00	3000.00	3000.00	0.00	0.00
		KAR	4300.00	4300.00	2750.00	0.00	56.36
		QTA	3200.00	3200.00	3200.00	0.00	0.00
3815002. BED FOAM COMMANDER 6.5" X 6" X5"	EACH	LAH	6100.00	6100.00	5800.00	0.00	5.17
		FAS	6900.00	6900.00	6900.00	0.00	0.00
		RAW	6325.00	6325.00	6325.00	0.00	0.00
		GJT	7600.00	7600.00	7600.00	0.00	0.00
		KAR	6400.00	6400.00	6400.00	0.00	0.00
		HYD	5950.00	5950.00	5950.00	0.00	0.00
093. Matches							
3899801. MATCHES (70-75 STICKS) 10 BOXES	PACKET	LAH	9.60	9.60	9.60	0.00	0.00
		RAW	9.40	9.40	9.40	0.00	0.00
		KAR	15.00	15.00	15.00	0.00	0.00
		SKR	15.00	15.00	15.00	0.00	0.00
		PSH	18.00	18.00	10.00	0.00	80.00
5. Metal Product, Machinery & Equipment							
094. Pig Iron							
4111101. PIG IRON	MT.	KAR	40000.00	40000.00	40000.00	0.00	0.00
095. Steel Bar & Sheets							
4126101. M.S. ROUND BAR 1/4"	MT.	LAH	67500.00	67500.00	73000.00	0.00	-7.53
		RAW	63750.00	62750.00	77000.00	1.59	-17.21
		KAR	60500.00	60500.00	78000.00	0.00	-22.44
		HYD	65000.00	61000.00	76000.00	6.56	-14.47
		PSH	60000.00	60000.00	72000.00	0.00	-16.67
		QTA	57000.00	64000.00	73000.00	-10.94	-21.92
4126102. M.S. ROUND BAR 3/8"	MT.	LAH	68000.00	68000.00	73250.00	0.00	-7.17
		RAW	63750.00	62750.00	77000.00	1.59	-17.21
		KAR	61000.00	61000.00	76000.00	0.00	-19.74
		HYD	65000.00	61000.00	76000.00	6.56	-14.47
		PSH	65000.00	65000.00	72500.00	0.00	-10.34
		QTA	61000.00	68000.00	77000.00	-10.29	-20.78
4126103. M.S.ROUND BAR 1/2"	MT.	LAH	66000.00	66000.00	72250.00	0.00	-8.65
		RAW	64250.00	63250.00	77750.00	1.58	-17.36
		KAR	60200.00	60200.00	75000.00	0.00	-19.73
		HYD	65000.00	61000.00	76000.00	6.56	-14.47

Contd.

7.10 Intercity Wholesale Prices of Selected Commodities

Group/Commodity/Item Specification	Unit	City	Prices (Rs.)			% Change in Mar., 2016 Over			
			Mar., 2016	Feb., 2016	Mar., 2015	Feb., 2016	Mar., 2015		
4126104. M.S. ROUND BAR 1"	MT.	PSH	60000.00	57900.00	69500.00	3.63	-13.67		
		QTA	60000.00	67000.00	76000.00	-10.45	-21.05		
		LAH	68000.00	68000.00	74500.00	0.00	-8.72		
		RAW	64250.00	63250.00	77750.00	1.58	-17.36		
		KAR	62000.00	62000.00	77000.00	0.00	-19.48		
		PSH	65000.00	65000.00	72500.00	0.00	-10.34		
		4126105. M.S.RIBBED BAR 1/2" TO 1"	MT.	LAH	69750.00	69750.00	74750.00	0.00	-6.69
				RAW	63250.00	62250.00	76750.00	1.61	-17.59
				KAR	72500.00	72500.00	78000.00	0.00	-7.05
		4126106. M.S.RIBBED BAR 3/8"	MT.	LAH	69750.00	69750.00	74750.00	0.00	-6.69
				RAW	62250.00	61250.00	75750.00	1.63	-17.82
				KAR	72500.00	72500.00	79000.00	0.00	-8.23
4126107. G.P.SHEET CUTTING JAPAN 24-30 BG	MT.	LAH	120000.00	120000.00	120000.00	0.00	0.00		
		RAW	82250.00	81500.00	85500.00	0.92	-3.80		
		KAR	86800.00	86800.00	89000.00	0.00	-2.47		
		PSH	90000.00	90000.00	102000.00	0.00	-11.76		
4126108. G.S.SHEET 24 G.GALV.	MT.	LAH	130000.00	130000.00	130000.00	0.00	0.00		
		RAW	82250.00	81500.00	85500.00	0.92	-3.80		
		KAR	89400.00	89400.00	90000.00	0.00	-0.67		
		PSH	90000.00	90000.00	105000.00	0.00	-14.29		
096. Pipe Fittings	4129201. TEE 1/2"	DOZ.	LAH	425.00	425.00	410.00	0.00	3.66	
			RAW	387.50	387.50	387.50	0.00	0.00	
			KAR	384.00	384.00	372.00	0.00	3.23	
	4129202. TEE 3/4"	DOZ.	QTA	180.00	180.00	180.00	0.00	0.00	
			LAH	490.00	490.00	475.00	0.00	3.16	
			RAW	512.50	512.50	512.50	0.00	0.00	
	4129203. SOCKET 1/2"	DOZ.	KAR	558.00	558.00	516.00	0.00	8.14	
			QTA	360.00	360.00	360.00	0.00	0.00	
			LAH	275.00	275.00	275.00	0.00	0.00	
	4129204. SOCKET 3/4"	DOZ.	RAW	337.50	337.50	337.50	0.00	0.00	
			KAR	246.00	246.00	234.00	0.00	5.13	
			QTA	120.00	120.00	120.00	0.00	0.00	
	4129205. UNION 1/2"	DOZ.	LAH	365.00	365.00	365.00	0.00	0.00	
			RAW	412.50	412.50	412.50	0.00	0.00	
			KAR	290.00	290.00	348.00	0.00	-16.67	
	4129206. UNION 3/4"	DOZ.	QTA	165.00	165.00	165.00	0.00	0.00	
			LAH	690.00	690.00	660.00	0.00	4.55	
			RAW	712.50	712.50	712.50	0.00	0.00	
	4129207. BAND 1/2"	DOZ.	KAR	812.00	812.00	804.00	0.00	1.00	
			QTA	360.00	360.00	360.00	0.00	0.00	
			LAH	785.00	785.00	755.00	0.00	3.97	
4129208. BAND 3/4"	DOZ.	RAW	787.50	787.50	787.50	0.00	0.00		
		KAR	1032.50	1032.50	1020.00	0.00	1.23		
		LAH	470.00	470.00	455.00	0.00	3.30		
4129209. ELBOW GALV CHINA 1/2"	DOZ.	RAW	687.50	687.50	687.50	0.00	0.00		
		KAR	641.00	641.00	636.00	0.00	0.79		
		QTA	300.00	300.00	300.00	0.00	0.00		
4129210. ELBOW GALV CHINA 3/4"	DOZ.	LAH	590.00	590.00	560.00	0.00	5.36		
		RAW	712.50	712.50	712.50	0.00	0.00		
		KAR	981.00	981.00	972.00	0.00	0.93		
4129209. ELBOW GALV CHINA 1/2"	DOZ.	QTA	480.00	480.00	480.00	0.00	0.00		
		LAH	310.00	310.00	310.00	0.00	0.00		
		RAW	412.50	412.50	412.50	0.00	0.00		
4129210. ELBOW GALV CHINA 3/4"	DOZ.	KAR	265.00	265.00	258.00	0.00	2.71		
		QTA	165.00	165.00	165.00	0.00	0.00		
		LAH	380.00	380.00	365.00	0.00	4.11		
		RAW	462.50	462.50	462.50	0.00	0.00		
		KAR	381.00	381.00	372.00	0.00	2.42		
		QTA	192.00	192.00	192.00	0.00	0.00		

Contd.

7.10 Intercity Wholesale Prices of Selected Commodities

Group/Commodity/Item Specification	Unit	City	Prices (Rs.)			% Change in Mar., 2016 Over	
			Mar.,2016	Feb., 2016	Mar., 2015	Feb., 2016	Mar., 2015
			097. Steel Products				
4291201. STAINLESS STEEL DEGCHI MED. SIZE	EACH	LAH	600.00	600.00	600.00	0.00	0.00
		GJT	450.00	455.00	455.00	-1.10	-1.10
		KAR	625.00	625.00	625.00	0.00	0.00
4291202. STAINLESS STEEL TABLE SPOON SUP.	EACH	LAH	350.00	350.00	350.00	0.00	0.00
		GJT	175.00	175.00	175.00	0.00	0.00
		KAR	260.00	260.00	260.00	0.00	0.00
4291203. STAINLESS STEEL PLATE LIGHT	DOZ.	LAH	700.00	700.00	700.00	0.00	0.00
		GJT	500.00	500.00	500.00	0.00	0.00
		KAR	780.00	780.00	780.00	0.00	0.00
4291204. PRESSURE COOKER 4 LTR.	EACH	LAH	1380.00	1380.00	1380.00	0.00	0.00
		GUJ	1025.00	1025.00	1000.00	0.00	2.50
		SKT	1200.00	1200.00	1200.00	0.00	0.00
		KAR	1625.00	1625.00	1625.00	0.00	0.00
4291401. NEW TREET BLADE ORDINARY	1000	RAW	2575.00	2575.00	2375.00	0.00	8.42
		KAR	2900.00	2900.00	2900.00	0.00	0.00
4291402. TREET SAFETY RAZOR	DOZ.	LAH	180.00	180.00	1550.00	0.00	-88.39
		KAR	1185.00	1185.00	1185.00	0.00	0.00
4291403. GILLET SAFETY RAZOR	DOZ.	LAH	430.00	430.00	342.00	0.00	25.73
		RAW	427.50	427.50	405.00	0.00	5.56
		KAR	370.00	370.00	280.00	0.00	32.14
098. Engines & Motors							
4321901. HOLLOW S.MOTOR 326 UP-4.40 HP 46	EACH	LAH	144750.00	144750.00	144500.00	0.00	0.17
099. Vacuum Pumps							
4323001. MULTISTAGE C.PUMPS(PCM 80-3 15 H)	EACH	LAH	77000.00	77500.00	77500.00	-0.65	-0.65
4323002. MULTISTAGE C.PUMPS PCM 80-5 25 H)	EACH	LAH	109000.00	109000.00	109000.00	0.00	0.00
100. Air Conditioners							
4391201. PEL AIR CONDITONER 1.5 TON	EACH	LAH	39000.00	38000.00	38000.00	2.63	2.63
		RAW	36250.00	36250.00	36250.00	0.00	0.00
		KAR	42000.00	42000.00	42000.00	0.00	0.00
4391202. WAVES AIR CONDITIONER 1.5 TON.	EACH	LAH	44000.00	44000.00	44000.00	0.00	0.00
		RAW	37750.00	37750.00	37750.00	0.00	0.00
		GJT	45000.00	45000.00	35000.00	0.00	28.57
		KAR	41000.00	41000.00	41000.00	0.00	0.00
		HYD	41900.00	41900.00	40000.00	0.00	4.75
		QTA	39200.00	39200.00	39200.00	0.00	0.00
101. Cultivators							
4411201. CULTIVATOR (ORDINARY) 9 TIMES	EACH	GUJ	45000.00	45000.00	45000.00	0.00	0.00
4411202. CULTIVATOR (SPECIAL) 11 TIMES	EACH	GUJ	55000.00	55000.00	55000.00	0.00	0.00
102. Chuff Cutter							
4412301. CHUFF CUTTER	EACH	FAS	7000.00	7000.00	7000.00	0.00	0.00
103. Tractors							
4414101. TRACTOR MF-240	EACH	LAH	725450.00	725450.00	754000.00	0.00	-3.79
4414102. TRACTOR MF-385	EACH	LAH	1160500.00	1160500.00	1223800.00	0.00	-5.17
104. Lathe Machines							
4421301. LATHE MACHINE 3' (PAK MADINA)	EACH	LAH	72500.00	72500.00	72500.00	0.00	0.00
4421302. LATHE MACHINE 4.5' (PAK MADINA)	EACH	LAH	100000.00	100000.00	100000.00	0.00	0.00
4421303. LATHE MACHINE 6.5' (PAK MADINA)	EACH	LAH	119000.00	119000.00	119000.00	0.00	0.00
4421304. LATHE MACHINE 10' (PAK MADINA)	EACH	LAH	222500.00	222500.00	222500.00	0.00	0.00
105. Concrete Mixture							
4444001. CONC.MIXER 7 NTR. 12HP. STAR.ENG	EACH	LAH	140000.00	140000.00	140000.00	0.00	0.00
4444002. CONC.MIXER 17 NTR. 24HP. STAR.ENG	EACH	LAH	210000.00	210000.00	210000.00	0.00	0.00
106. Fridge,WashM,SewM,Fans,Iron							
4481101. DAWLANCE 10 CFT. DOUBLE DOOR	EACH	LAH	28000.00	28000.00	28000.00	0.00	0.00
		RAW	23750.00	23750.00	23750.00	0.00	0.00
		KAR	31100.00	31100.00	31100.00	0.00	0.00
4481201. WASHING MACHINE NAT. PAK S.F.	EACH	LAH	7000.00	7000.00	6000.00	0.00	16.67
		GUJ	5000.00	5550.00	5550.00	-9.91	-9.91
		KAR	5000.00	5000.00	5000.00	0.00	0.00
		QTA	5550.00	5550.00	5500.00	0.00	0.91

Contd.

7.10 Intercity Wholesale Prices of Selected Commodities

Group/Commodity/Item Specification	Unit	City	Prices (Rs.)			% Change in Mar., 2016 Over	
			Mar., 2016	Feb., 2016	Mar., 2015	Feb., 2016	Mar., 2015
			4481202. WASHING MACHINE SINGER S.F.	EACH	LAH	9500.00	9500.00
		RAW	9550.00	9550.00	9550.00	0.00	0.00
		KAR	10600.00	10600.00	10600.00	0.00	0.00
4481203. WASHING MACHINE DAWLANCE	EACH	LAH	9500.00	9500.00	9500.00	0.00	0.00
		FAS	8700.00	8700.00	8700.00	0.00	0.00
		GUJ	9400.00	9400.00	9400.00	0.00	0.00
		GJT	9400.00	9400.00	9400.00	0.00	0.00
		KAR	5400.00	5400.00	5400.00	0.00	0.00
		HYD	9000.00	9000.00	9000.00	0.00	0.00
4481204. WASHING MACHINE SUPER ASIA	EACH	LAH	9000.00	9000.00	9000.00	0.00	0.00
		FAS	8800.00	8800.00	8800.00	0.00	0.00
		KAR	5000.00	5000.00	5000.00	0.00	0.00
		HYD	6500.00	6500.00	6500.00	0.00	0.00
4481401. SEWING MACHINE SINGER B.B. H.O	EACH	LAH	5900.00	5900.00	5710.00	0.00	3.33
		KAR	6200.00	6200.00	6200.00	0.00	0.00
4481402. SINGER ZIG ZAG MACHINE	EACH	LAH	13700.00	13700.00	13500.00	0.00	1.48
		KAR	11900.00	11900.00	11900.00	0.00	0.00
4481403. SEWING MACHINE SALIKA	EACH	LAH	4500.00	4500.00	4500.00	0.00	0.00
		KAR	5600.00	5600.00	5600.00	0.00	0.00
4481501. CEILING FAN MILLAT 48"	EACH	LAH	2300.00	2300.00	2300.00	0.00	0.00
		KAR	2400.00	2400.00	2400.00	0.00	0.00
4481502. CEILING FAN PAK 48"	EACH	LAH	2200.00	2200.00	2200.00	0.00	0.00
		GUJ	2400.00	2400.00	2400.00	0.00	0.00
		KAR	2400.00	2400.00	2400.00	0.00	0.00
4481503. CEILING FAN NATIONAL 56"	EACH	LAH	2200.00	2200.00	2200.00	0.00	0.00
		GUJ	2150.00	2150.00	2150.00	0.00	0.00
		GJT	2300.00	2300.00	2300.00	0.00	0.00
		KAR	2300.00	2300.00	2300.00	0.00	0.00
		HYD	2200.00	2200.00	2100.00	0.00	4.76
4481504. CEILING FAN YOUNIS 56"	EACH	LAH	2300.00	2300.00	2300.00	0.00	0.00
		FAS	2350.00	2350.00	2350.00	0.00	0.00
		GUJ	2350.00	2350.00	2350.00	0.00	0.00
		KAR	2400.00	2400.00	2400.00	0.00	0.00
		PSH	2650.00	2650.00	2550.00	0.00	3.92
		QTA	2750.00	2750.00	2750.00	0.00	0.00
4481505. PADESTAL FAN MILLAT 20"	EACH	KAR	3200.00	3200.00	3200.00	0.00	0.00
4481506. PADESTAL FAN PAK 20"	EACH	LAH	3500.00	3500.00	3300.00	0.00	6.06
		GJT	3800.00	3800.00	3800.00	0.00	0.00
		KAR	3200.00	3200.00	3200.00	0.00	0.00
		PSH	3800.00	3800.00	3800.00	0.00	0.00
4481507. EXHAUST FAN CLIMAX 12"	EACH	LAH	1600.00	1600.00	1600.00	0.00	0.00
		GUJ	1400.00	1400.00	1700.00	0.00	-17.65
4481508. EXHAUST FAN MILLAT 12"	EACH	KAR	1600.00	1600.00	1600.00	0.00	0.00
4481509. EXHAUST FAN PAK. NATIONAL 12"	EACH	LAH	1500.00	1500.00	1500.00	0.00	0.00
		GUJ	1350.00	1350.00	1900.00	0.00	-28.95
		GJT	1800.00	1800.00	1800.00	0.00	0.00
		KAR	1600.00	1600.00	1600.00	0.00	0.00
4481601. IRON NATIONAL PAK AUTOMATIC	EACH	LAH	500.00	500.00	400.00	0.00	25.00
		GUJ	850.00	850.00	850.00	0.00	0.00
		KAR	525.00	525.00	525.00	0.00	0.00
		PSH	800.00	800.00	800.00	0.00	0.00
4481602. IRON PHILIPS HD 1120/R	EACH	LAH	1250.00	1250.00	1250.00	0.00	0.00
		GUJ	2080.00	2080.00	2100.00	0.00	-0.95
		KAR	1360.00	1360.00	1360.00	0.00	0.00
107. Electric Wires							
4634001. FLEXIBLE WIRE 2999-14 0076	90 MTR.	LAH	575.00	575.00	525.00	0.00	9.52
		MUL	1100.00	1100.00	1100.00	0.00	0.00
		KAR	990.00	990.00	890.00	0.00	11.24
		PSH	800.00	800.00	800.00	0.00	0.00
		QTA	505.00	505.00	505.00	0.00	0.00

Contd.

7.10 Intercity Wholesale Prices of Selected Commodities

Group/Commodity/Item Specification	Unit	City	Prices (Rs.)			% Change in Mar., 2016 Over	
			Mar., 2016	Feb., 2016	Mar., 2015	Feb., 2016	Mar., 2015
			4634002. PVC WIRE SINGLE CORE	90 MTR.	LAH	925.00	925.00
		MUL	1280.00	1280.00	1400.00	0.00	-8.57
		KAR	990.00	990.00	890.00	0.00	11.24
		PSH	900.00	900.00	950.00	0.00	-5.26
		QTA	600.00	600.00	600.00	0.00	0.00
108. Lighting Equipments							
4653101. PHILIPS TL. LAMP 40 W.	EACH	GUJ	92.00	92.00	96.00	0.00	-4.17
		GJT	96.00	96.00	96.00	0.00	0.00
		KAR	85.00	85.00	85.00	0.00	0.00
		PSH	97.50	97.50	97.50	0.00	0.00
		QTA	90.00	90.00	90.00	0.00	0.00
4653102. PHILIPS ELECTRIC BULB 100W(GLS)	100 BUL	LAH	2000.00	2000.00	2000.00	0.00	0.00
		RAW	2950.00	2950.00	2950.00	0.00	0.00
		KAR	2800.00	2800.00	2800.00	0.00	0.00
		PSH	2900.00	2900.00	2900.00	0.00	0.00
4653103. PHILIPS ENERGY SAVER 14 W (GLS)	EACH	LAH	150.00	150.00	150.00	0.00	0.00
		RAW	139.00	139.00	139.00	0.00	0.00
		KAR	155.00	155.00	155.00	0.00	0.00
		PSH	170.00	170.00	170.00	0.00	0.00
		QTA	172.00	172.00	172.00	0.00	0.00
109. Radio & Television							
4731201. RADIO 3-5 BAND (CHINA BRAND)	EACH	LAH	175.00	175.00	175.00	0.00	0.00
		RAW	287.50	287.50	287.50	0.00	0.00
		KAR	325.00	325.00	325.00	0.00	0.00
4731301. PHILIPS COLOUR TV. 14"	EACH	LAH	8150.00	8150.00	8150.00	0.00	0.00
		RAW	8250.00	8250.00	8250.00	0.00	0.00
		KAR	8400.00	8400.00	8400.00	0.00	0.00
4731302. L.G.COLOUR TV. 14"	EACH	LAH	8100.00	8100.00	8100.00	0.00	0.00
		RAW	7900.00	7900.00	7900.00	0.00	0.00
		KAR	8150.00	8150.00	8150.00	0.00	0.00
4731303. SONY COLOUR TV 14"	EACH	LAH	13000.00	13000.00	13000.00	0.00	0.00
		RAW	10250.00	10250.00	10250.00	0.00	0.00
		KAR	8000.00	8000.00	8000.00	0.00	0.00
4731304. PANASONIC COLOUR TV 14"	EACH	RAW	9250.00	9250.00	9250.00	0.00	0.00
		KAR	7750.00	7750.00	7750.00	0.00	0.00
4731305. PHILIPS COLOUR TV. 20"	EACH	LAH	11000.00	11000.00	11000.00	0.00	0.00
		RAW	13900.00	13900.00	13900.00	0.00	0.00
		KAR	12750.00	12750.00	12750.00	0.00	0.00
4731306. L.G.COLOUR TV. 20"	EACH	LAH	13400.00	13400.00	13400.00	0.00	0.00
		RAW	12250.00	12250.00	12250.00	0.00	0.00
		KAR	13000.00	13000.00	13000.00	0.00	0.00
4731307. L.G. COLOUR TV. 21"	EACH	LAH	14700.00	14700.00	14700.00	0.00	0.00
		RAW	12250.00	12250.00	12250.00	0.00	0.00
		KAR	16100.00	16100.00	16100.00	0.00	0.00
4731308. SONY COLOUR TV 20"	EACH	LAH	18800.00	18800.00	18800.00	0.00	0.00
		RAW	17100.00	17100.00	17100.00	0.00	0.00
		KAR	17200.00	17200.00	17200.00	0.00	0.00
110. Motor Vehicles							
4911301. CAR SUZUKI MEHRAN 800CC SB308R VX	EACH	KAR	630000.00	630000.00	625000.00	0.00	0.80
4911302. SUZUKI CULTUS 1000CC SF410 VXR M PE	EACH	KAR	1044000.00	1044000.00	1039000.00	0.00	0.48
4911303. SUZUKI RAVI 800 CC PICKUP(ST 308R)	EACH	KAR	642000.00	642000.00	637000.00	0.00	0.78
4911304. CAR TOYOTA 1300 CC XLI	EACH	KAR	1639000.00	1639000.00	1539000.00	0.00	6.50
4911305. CAR HONDA CIVIC 1800CC (IVTEC MANUAL)	EACH	LAH	2039000.00	2039000.00	2021000.00	0.00	0.89
4911306. ISUZU BUS CHASIS MT 112 K	EACH	KAR	3325000.00	3325000.00	3325000.00	0.00	0.00
4911401. ISUZU TRUCK CHASIS FTR 12 K	EACH	KAR	3850000.00	3850000.00	3850000.00	0.00	0.00
111. Motorcycles							
4991201. MOTOR CYCLE YB-100ROYAL YAMAHA	EACH	KAR	75375.00	75375.00	75375.00	0.00	0.00
4991202. MOTOR CYCLE CD-70 HONDA	EACH	KAR	63500.00	63500.00	69900.00	0.00	-9.16
4991203. MOTOR CYCLE PAK HERO 70 CC.	EACH	LAH	42000.00	42000.00	42000.00	0.00	0.00
		MUL	42000.00	42000.00	42000.00	0.00	0.00
		KAR	46000.00	46000.00	46000.00	0.00	0.00
4991204. MOTOR CYCLE SUPER ASIA 70 CC.	EACH	LAH	42500.00	42500.00	42500.00	0.00	0.00
		MUL	45000.00	45000.00	45000.00	0.00	0.00
		KAR	42500.00	42500.00	42500.00	0.00	0.00
		HYD	42000.00	42000.00	42000.00	0.00	0.00
4991205. MOTOR CYCLE SUZUKI STD 110CC.	EACH	KAR	71300.00	71300.00	71300.00	0.00	0.00
112. Bicycles							
4992101. BICYCLE PECO FOR GENTS POPULAR	EACH	LAH	5000.00	5000.00	5000.00	0.00	0.00
4992102. BICYCLE PECO FOR BMX SHAHEEN	EACH	LAH	3500.00	3500.00	3500.00	0.00	0.00
4992103. BICYCLE SOHRAB SUPER	EACH	LAH	6450.00	6450.00	6450.00	0.00	0.00
		KAR	6450.00	6450.00	6450.00	0.00	0.00
4992104. BICYCLE SOHRAB VIP STUDENT	EACH	LAH	6300.00	6300.00	6300.00	0.00	0.00
		KAR	5700.00	5700.00	5700.00	0.00	0.00

7.11 Intercity Consumer Prices March, 2016

Description	Unit	Rawalpindi	Islamabad	Attock	Jehlum	Lahore	Sahiwal	Gujran-wala
WHEAT	10 KG.	370.00	370.00	338.75	367.50	361.25	343.75	377.50
WHEAT FLOUR FINE/SUPERIOR.	KG.	57.25	59.75	42.50	49.00	50.00	43.50	42.00
WHEAT FLOUR AVG. QLTY	KG.	39.04	39.75	37.63	39.50	40.00	38.00	40.00
WHEAT FLOUR BAG	10 KG.	390.42	397.50	376.25	395.00	390.00	382.50	387.50
MAIDA	KG.	58.67	60.50	51.00	60.00	56.25	50.00	50.00
SUJI	KG.	58.83	60.50	51.00	60.00	60.00	50.00	50.00
BESAN AV. QLTY.	KG.	122.92	135.00	130.00	132.50	124.11	115.00	115.00
RICE BASMATI SUP. QLTY.	KG.	140.00	145.31	115.00	125.00	113.93	110.00	80.00
RICE BASMATI 385/386	KG.	121.25	128.75	77.50	95.00	82.86	70.00	47.50
RICE BASMATI BROKEN AV.QLTY	KG.	71.25	76.25	67.50	50.00	56.96	55.00	50.00
RICE IRRI-6 (SINDH/PUNJAB)	KG.	52.71	60.00	47.50	60.00	49.07	40.00	47.50
VERMICELLI	KG.	96.25	99.38	92.50	80.00	107.50	70.00	77.50
BREAD PLAIN MEDIUM SIZE	EACH	40.00	40.00	40.00	37.50	40.00	40.00	40.00
RUSK (PAPAY)	KG.	240.00	261.25	175.00	230.00	205.00	235.00	160.00
BISCUITS-PACKED	PKT	35.00	35.00	35.00	35.00	35.00	35.00	35.00
BISCUIT-BAKERY (LOOSE)	250 GM	100.42	110.00	72.50	95.00	92.50	110.00	110.00
CORNFLAKS FAUJI 225 GM.	PKT	189.00	189.00	180.00	189.00	176.40	176.40	180.00
SAMOSA (VEGATABLE)	EACH	13.25	14.25	12.00	12.50	16.96	15.00	15.00
PASTRY AV.QLTY.	EACH	32.92	33.44	37.50	30.00	30.18	30.00	35.00
PATTIES (VEGATABLES)	EACH	27.50	28.25	21.00	25.00	31.96	30.00	20.00
NIMCO	250 GM	82.50	84.38	67.50	70.00	65.00	90.00	50.00
CHIPS	250 GM	93.33	95.00	78.75	82.50	77.32	90.00	65.00
BEEF WITH BONE AV.QLTY.	KG	337.50	338.75	260.00	302.50	344.29	250.00	290.00
MUTTON AV.QLTY.	KG	708.33	725.63	625.00	625.00	733.93	500.00	625.00
CHICKEN FARM BROILER (LIVE)	KG	130.83	146.50	150.00	143.50	132.43	130.00	132.00
FISH-RAHU MEDIUM SIZE	KG	299.17	336.25	265.00	290.00	289.29	265.00	250.00
MILK FRESH (UNBOILED)	LTR.	88.75	96.25	72.50	75.00	73.21	60.00	80.00
CURD	KG.	97.50	105.63	77.50	77.50	83.04	70.00	90.00
MILK TETRA PACK 1/2 LTR.	PKT.	60.00	60.00	60.00	60.00	60.00	60.00	60.00
LACTOGEN 400 GRAMS	PKT.	435.00	435.00	435.00	435.00	435.00	445.00	435.00
POWDER MILK NIDO 400GM.	PKT	380.00	380.00	360.00	380.00	380.00	380.00	380.00
MILK POWDER LOOSE/PACKED	KG.	527.50	552.50	510.00	500.00	504.29	430.00	380.00
BUTTER LOCAL PACKED	50 GM.	25.00	25.00	27.00	35.00	32.00	25.00	35.00
EGGS FARM	DOZ	73.50	81.88	80.00	76.00	72.43	75.00	72.00
MUSTARD OIL AV.QLTY.	KG.	220.00	240.00	245.00	210.00	183.93	157.50	145.00
COOKING OIL (DALDA)	2.5LTR	445.00	445.00	445.00	445.00	465.00	443.00	467.00
COOKING OIL (PAKWAN) OTHER BRAND SPECIFY	2.5 LTR	355.00	362.50	355.00	362.50	420.00	370.00	420.00
VEGETABLE GHEE TIN	2.5KG.	440.00	440.00	440.00	440.00	440.00	440.00	452.00
VEGETABLE GHEE (LOOSE)	KG.	140.83	143.75	135.00	135.00	135.07	165.00	132.00
DATES AV.QLTY.	KG.	190.00	208.75	210.00	205.00	179.29	120.00	150.00
PISTACHIO AV.QLTY.	50 GM.	116.67	122.50	117.50	125.00	107.86	135.00	120.00
ALMONDS WHOLE AV.QLTY.	KG.	605.83	630.00	610.00	612.50	672.14	675.00	525.00
COCONUT DRY AV.QLTY.	KG.	334.58	367.50	315.00	325.00	315.18	281.75	240.00
RAISINS AV.QLTY.	50 GM.	23.50	26.50	23.50	22.50	31.93	19.25	20.00
GROUNDNUTS (WITH SHELL)	KG.	213.33	228.75	170.00	240.00	259.29	200.00	200.00
MALTA/MOSAMBI	DOZ	151.67	187.50	150.00	135.00	116.43	166.25	120.00
KINNU	DOZ	125.83	151.25	125.00	85.00	120.36	146.25	85.00
APPLE	KG	115.00	135.00	110.00	105.00	116.43	75.00	100.00
ALOO BUKHARA	KG	0.00	0.00	0.00	0.00	0.00	0.00	0.00
POMEGRANATE (ANNAR)	KG	361.67	401.25	190.00	245.00	317.86	266.25	200.00
GRAPES	KG	0.00	0.00	0.00	0.00	0.00	0.00	0.00
BANANAS	DOZ	104.58	135.00	90.00	75.00	81.07	75.00	72.50
MANGO KALMI	KG	0.00	0.00	0.00	0.00	0.00	0.00	0.00
GUAVA	KG	110.00	137.50	95.00	85.00	77.86	85.00	80.00
WATERMELON (TURBOOZ)	KG	0.00	0.00	0.00	0.00	0.00	0.00	0.00
MUSKMELON (KHARBOOZA)	KG	0.00	0.00	0.00	0.00	0.00	0.00	0.00
SWEETMELON (GARMA)	KG	0.00	0.00	0.00	0.00	0.00	0.00	0.00
PULSE MASOOR (WHOLE)	KG.	145.83	158.75	132.50	135.00	150.54	126.25	140.00
PULSE MASOOR (WASHED)	KG.	154.17	163.13	147.50	145.00	156.96	156.25	160.00
PULSE MOONG (WASHED)	KG.	168.75	175.31	147.50	170.00	161.07	145.00	160.00
PULSE MASH (WASHED)	KG.	260.83	266.25	255.00	270.00	257.14	257.50	255.00

Contd.

7.11 Intercity Consumer Prices March, 2016

Description	Unit	Rawalpindi	Islamabad	Attock	Jehlum	Lahore	Sahiwal	Gujran-wala
PULSE GRAM	KG.	128.33	138.75	117.50	130.00	114.11	110.00	115.00
GRAM WHOLE BLACK AV.QLTY.	KG.	126.04	132.50	112.50	127.50	109.11	110.00	110.00
GRAM WHOLE YELLOW AV.QLTY	KG.	126.67	138.75	122.50	125.00	123.39	120.00	100.00
BEANS (LAL LOBIA)	KG.	164.58	172.50	135.00	160.00	161.61	156.25	130.00
POTATOES	KG	25.00	33.13	20.00	20.00	18.25	14.50	15.00
ONION	KG	50.83	55.63	40.00	40.00	42.14	39.00	40.00
TURNIP	KG	39.17	46.25	22.50	19.00	25.71	20.00	20.00
RADISH	KG	27.08	30.63	20.00	19.00	20.00	18.25	15.00
TOMATOES	KG	33.75	46.25	25.00	32.50	31.61	35.00	30.00
CABBAGE	KG	35.83	46.25	20.00	25.00	28.75	17.00	20.00
CAULIFLOWER	KG	42.50	48.75	32.50	27.50	22.86	17.00	20.00
BRINJAL	KG	0.00	0.00	0.00	0.00	0.00	0.00	0.00
PUMPKIN	KG	0.00	0.00	0.00	0.00	0.00	0.00	0.00
BOTTLEGOURD	KG	0.00	0.00	0.00	0.00	0.00	0.00	0.00
LADY FINGER	KG	0.00	0.00	0.00	0.00	0.00	0.00	0.00
PEAS	KG	58.33	71.25	50.00	45.00	50.18	43.75	50.00
SPINACH	KG	27.92	31.25	19.00	17.50	20.00	20.00	20.00
TINDA	KG	0.00	0.00	0.00	0.00	0.00	0.00	0.00
TURAI	KG	0.00	0.00	0.00	0.00	0.00	0.00	0.00
KARAILA	KG	0.00	0.00	0.00	0.00	0.00	0.00	0.00
ARVI	KG	0.00	0.00	0.00	0.00	0.00	0.00	0.00
CHILLIES GREEN	KG	140.00	135.00	115.00	105.00	81.43	85.00	100.00
CARROT	KG	42.50	49.38	32.50	25.00	29.64	15.00	20.00
COCUMBER (KHEERA)	KG	39.17	46.25	31.00	35.00	26.07	20.00	30.00
LEMON	250GM	32.50	35.00	27.50	17.50	21.00	22.50	20.00
SUGAR REFINED	KG.	64.50	67.25	62.50	64.50	64.54	62.00	62.50
GUR AV.QLTY	KG.	96.67	110.00	92.50	100.00	87.86	75.00	80.00
HONEY LANGANESE 500 GM.	BOTTLE	924.58	937.50	875.00	905.00	860.00	820.00	840.00
MILLO 200 GM.	BOTTLE	215.00	215.00	215.00	222.50	216.00	220.00	173.00
CUSTARD POWDER RAFHAN 300 GM.	PKT	80.00	80.00	80.00	80.00	75.00	80.00	80.00
TOFFEE (HILAL)	EACH	2.00	2.00	1.00	2.00	1.00	1.50	1.00
CHOWKELATE CANDY (SMALL SIZE)	EACH	5.00	5.00	5.00	5.00	5.00	5.00	5.00
SWEETMEAT (MIXED)	KG	374.17	398.75	290.00	350.00	290.00	372.50	360.00
ICE CREAM WALLS	CUP.	40.00	40.00	40.00	40.00	40.00	40.00	40.00
ICE	KG	20.00	20.00	15.00	20.00	15.00	10.00	5.00
JAM AHMED/MITCHELLES	BOTTLE	140.00	140.00	150.00	140.00	135.00	140.00	125.00
SQUASH-MITCHELLES	BOTTLE	160.00	160.00	160.00	160.00	150.00	160.00	145.00
ROOH AFZA	BOTTLE	160.00	160.00	160.00	160.00	150.00	150.00	160.00
JAM-E-SHIREEN	BOTTLE	170.00	170.00	170.00	170.00	170.00	160.00	170.00
SAUNF	50 GM	20.00	20.00	17.00	17.50	20.00	18.00	20.00
CINAMON LOOSE AV. QLTY	50 GM.	24.75	25.00	24.50	35.00	26.71	30.00	25.00
CUMINSEED WHITE NATIONAL	50 GM.	52.00	52.00	52.00	52.00	52.00	52.00	52.00
PEPPER BLACK NATIONAL	50 GM.	100.00	100.00	100.00	100.00	100.00	100.00	100.00
CLOVES LOOSE AV.QLTY	50 GM.	100.00	101.88	105.00	95.00	89.29	115.00	100.00
CARDAMOM LARGE LOOSE AV.QLTY	50 GM.	157.92	160.00	177.50	195.00	179.64	186.25	140.00
CARDAMOM SMALL AV.QLTY	50 GM.	107.08	120.63	97.50	107.50	78.04	122.50	90.00
SALT-POWDERED (LAHORI) LOOSE	KG.	12.00	12.00	9.00	12.50	10.00	10.00	10.00
SALT POWDERED (NATIONAL/SHAN)	PKT	25.00	25.00	25.00	25.00	25.00	25.00	25.00
CHILLIES POWD.NATIONAL 200GM	PKT	105.00	105.00	105.00	105.00	105.00	105.00	105.00
CHILLIES POWDER LOOS	KG.	313.33	326.25	270.00	290.00	252.14	245.00	260.00
CORRIANDER SEED POWD.NATIONAL	PKT	104.00	104.00	104.00	104.00	104.00	104.00	110.00
CORRIANDER SEED (LOOSE)	KG.	298.33	300.00	265.00	280.00	287.14	277.50	190.00
TURMERIC POWD.NATIONAL 50GM	PKT.	35.00	35.00	35.00	35.00	35.00	35.00	35.00
CURRY POWD. NATIONAL 200 GM	PKT.	87.00	87.00	87.00	87.00	88.00	78.81	87.00
TOMATO KETCHUP AHMED/MITCHL	BOTTLE	97.50	97.50	105.00	95.00	95.00	85.00	100.00
PICKLES AHMED/MITCHELLES	BOTTLE	105.00	105.00	80.00	105.00	105.00	95.00	100.00
VINEGAR SYNTHETIC (SIRKA)	BOTTLE	100.00	100.00	77.50	95.00	80.00	80.00	70.00
GARLIC	KG	257.50	288.75	370.00	315.00	297.86	300.00	300.00
GINGER	KG	162.50	190.00	100.00	110.00	118.93	95.00	100.00
TAPAL DANEDAR TEA 200GM PACKET	PKT	138.95	138.95	157.84	138.95	157.89	183.15	157.89
TEA LIPTON YELLOW LABEL 200GM.	PKT.	157.89	157.89	157.84	157.89	157.89	157.89	157.89

Contd.

7.11 Intercity Consumer Prices March, 2016

Description	Unit	Rawalpindi	Islamabad	Attock	Jehlum	Lahore	Sahiwal	Gujran-wala
TEA LOOSE KENYA AV.QLTY 250GM.	PKT.	175.00	175.00	175.00	185.00	116.07	186.25	160.00
COFFEE-NESCAFE 75 GM. **	BOTTLE	355.00	355.00	355.00	340.00	360.00	350.00	350.00
COLD DRINK (STANDARD SIZ)	BOTTLE	25.00	25.00	25.00	25.00	20.00	25.00	25.00
FRUIT JUICE TETRA PACK	PKT.	20.00	20.00	15.00	17.50	20.00	18.00	25.00
MINERAL WATER NESTLE 1.5 LTR	BOTTLE	50.00	50.00	50.00	50.00	45.00	50.00	45.00
CIGARETTES K-2 10'S **	PKT	60.00	60.00	60.00	60.00	60.00	60.00	60.00
CIGARETTES CAPSTAN 10'S **	PKT	65.00	65.00	65.00	65.00	65.00	65.00	65.00
CIGARETTES GOLD LEAF 20'S	PKT	120.00	120.00	120.00	120.00	120.00	120.00	122.50
CIGARETTES MORVEN GOLD 20'S	PKT	65.00	65.00	65.00	65.00	65.00	65.00	65.00
BETEL LEAVES	50GM.	89.17	94.38	82.50	70.00	72.50	72.50	60.00
BETEL NUTS	KG.	623.33	652.50	625.00	365.00	355.00	337.50	350.00
LONG CLOTH 57" GUL AHMED/AL-KARAM	METER	195.00	205.00	175.00	260.00	247.14	240.00	137.50
SHIRTING AV.QLTY.	METER	175.00	182.50	165.00	175.00	118.57	290.00	175.00
PANT CLOTH W & WEAR AV.QLTY	METER	412.92	396.25	412.50	385.00	332.14	500.00	335.00
LAWN PRINTED GUL AHMED/AL-KARAM	METER	270.00	287.50	267.50	265.00	261.07	375.00	205.00
GEORGETTE AV.QLTY	METER	152.50	155.00	152.50	145.00	110.54	110.00	132.50
LINEN AV.QLTY ***	METER	163.33	170.00	155.00	165.00	160.18	225.00	112.50
HEAVY WT SUITING LAWERNCPUR AVG QLTY	METER	1475.00	1475.00	1475.00	1475.00	1375.00	1100.00	1050.00
HEAVY WT SUITING LAWERNCPUR SUP QLTY	METER	1925.00	1925.00	1925.00	1925.00	1975.00	1250.00	2350.00
TROPICAL SUITING LAW.PUR	METER	1425.00	1425.00	1425.00	1425.00	1042.86	1100.00	925.00
PANT BOY 24"/26" LENGTH.	EACH	525.00	550.00	537.50	575.00	350.71	562.50	725.00
SHIRT BOY 24"/26" LENGTH	EACH	359.58	375.00	362.50	425.00	331.79	475.00	450.00
SCHOOL UNI. PANT,SHIRT BOYS	SUIT	510.00	545.63	525.00	560.00	633.93	725.00	975.00
SCHOOL UNI. KAMEEZ,SHAL.BOYS	SUIT	507.92	550.00	512.50	482.50	448.21	525.00	925.00
SCHOOL UNI. KAMEEZ,SHAL.GIRL	SUIT	475.00	471.88	485.00	455.00	539.29	475.00	925.00
FROCK W/WEAR GIRLS	EACH	1937.50	1968.75	1950.00	1275.00	1078.57	1100.00	925.00
AWAMI-SUIT W & W(BOY) 24"/26	SUIT	1887.50	1925.00	1925.00	1337.50	939.29	1550.00	1125.00
AWAMI-SUIT W&W (GENTS)AV.QLTY	SUIT	1958.33	1993.75	2100.00	1675.00	1060.71	1550.00	1125.00
PULLOVER GENTS OXFORD/BON.	EACH	3050.00	3050.00	3050.00	3050.00	2890.00	2950.00	3050.00
PULLOVER LADIES OXFORD/BON.	EACH	3050.00	3050.00	3050.00	3050.00	2970.00	2850.00	2950.00
PULLOVER (GENTS) OTHERS A.QTY	EACH	1187.50	1200.00	1100.00	950.00	967.86	1000.00	550.00
SECOND-HAND COAT FOR MEN	EACH	583.33	500.00	475.00	475.00	625.00	350.00	600.00
SECONDHAND SWEETER FOR MEN DUP QLTY	EACH	347.92	0.00	275.00	180.00	467.86	275.00	600.00
SECONDHAND WINTER JACKET	EACH	625.00	0.00	475.00	475.00	685.71	375.00	650.00
UNDERWEAR AV.QLTY MEDIUM SIZE	EACH	210.83	215.00	175.00	182.50	140.18	170.00	125.00
VEST FOR MEN AV.QLTY.	EACH	215.83	215.00	175.00	182.50	148.57	160.00	125.00
VEST/SHAMEEZ (WOMEN) AVG. QLTY	EACH	213.33	220.00	205.00	145.00	223.21	175.00	142.50
SOCKS NYLON (PAKISTANI)	PAIR	89.58	102.50	77.50	87.50	105.00	115.00	110.00
BRASSIER AV.QLTY.	EACH	234.17	240.00	190.00	105.00	145.00	210.00	172.50
BRASSIER SUP QLTY	EACH	536.25	579.38	500.00	305.00	825.00	542.50	335.00
DOPATTA GEORGETTE AV.QLTY.	EACH	350.00	362.50	327.50	325.00	317.86	275.00	275.00
DOPATTA COTTON AV GLTY	EACH	316.25	337.50	290.00	225.00	205.36	190.00	185.00
CHADDAR (W/WEAR) (2x2.5 MTR)	EACH	392.92	418.75	387.50	412.50	423.21	375.00	375.00
LUNGI/DHOTI(COTTON) AVG. QLTY	EACH	431.67	450.00	415.00	205.00	250.71	375.00	250.00
HANDKERCHIEF AVG. QLTY PAK	EACH	33.75	37.50	32.50	22.50	28.21	50.00	50.00
HANDKERCHIEF SUP. QLTY PAK	EACH	50.42	60.00	45.00	32.50	50.00	75.00	75.00
GLOVES AV QLTY	PAIR	155.00	157.50	155.00	155.00	78.93	120.00	105.00
AZARBAND COTTON AVG. QLTY	EACH	22.50	22.50	17.50	22.50	21.96	20.00	25.00
SEWING THREAD/REEL(ASLI PARI)	EACH	9.00	9.00	7.50	9.00	7.00	6.00	6.00
WASHING CHARGES PAINT & SHIRT	SUIT	90.00	90.00	110.00	175.00	71.07	145.00	175.00
DRY CLEANING SUIT COAT PANT	SUIT	595.83	662.50	335.00	475.00	370.89	375.00	400.00
WASHING CH. (KAMIZ-SHALWAR)	PAIR	89.17	90.00	75.00	90.00	60.00	90.00	120.00
TAILORING SHIRT	EACH	541.67	575.00	387.50	525.00	375.00	500.00	350.00
TAILORING CHARGES PANT (MEN)	EACH	958.33	1025.00	750.00	850.00	525.00	875.00	450.00
TAILORING COAT-PANT SUIT	SUIT	3800.00	4287.50	4100.00	3500.00	4464.29	4950.00	3100.00
TAILORING AWAMI-SUIT (MALE)	SUIT	675.00	756.25	637.50	600.00	550.00	675.00	525.00
TAILORING SUIT FEMALE	SUIT	583.33	675.00	575.00	550.00	469.64	475.00	475.00
GENTS SHOES PAUL BATA	PAIR	1199.00	1199.00	1199.00	1199.00	1299.00	1199.00	1199.00
GENTS SANDAL BATA	PAIR	699.00	699.00	699.00	699.00	699.00	699.00	699.00
GENTS SPOUNG CHAPPAL BATA	PAIR	179.00	179.00	179.00	179.00	179.00	179.00	179.00
LADIES SANDAL BATA	PAIR	499.00	499.00	499.00	499.00	499.00	499.00	499.00

Contd.

7.11 Intercity Consumer Prices March, 2016

Description	Unit	Rawalpindi	Islamabad	Attock	Jehlum	Lahore	Sahiwal	Gujran-wala
LADIES SPOUNG CHAPPAL BATA	PAIR	179.00	179.00	179.00	179.00	179.00	179.00	179.00
CHILD SHOE POWER LITE BATA	PAIR	599.00	599.00	599.00	599.00	599.00	599.00	599.00
GENTS SHOE, ART 1109 SERVICE	PAIR	999.00	999.00	999.00	999.00	999.00	999.00	999.00
NYLON JOGGER 27 SIZE 2-5 ***	PAIR	1299.00	1299.00	1299.00	1299.00	1299.00	1299.00	1299.00
CHINA FOOT WEAR AV. QLTY (MALE) *	PAIR	925.00	975.00	825.00	825.00	744.64	450.00	450.00
CHINA FOOT WEAR AV. QLTY (FEMALE) *	PAIR	825.00	875.00	825.00	675.00	637.50	500.00	350.00
CHINA FOOT WEAR AV. QLTY (CHILDREN) *	PAIR	783.33	825.00	625.00	675.00	483.93	450.00	320.00
SHOE REPAIR HALF SOLE	PAIR	132.50	144.38	115.00	135.00	105.00	100.00	95.00
SHOES POLISH CHARGES AVERAGE SHOP	PAIR	20.00	20.00	27.50	20.00	20.00	20.00	15.00
HOUSE RENT (combined)	MONTH	13932.00	45897.00	4153.00	6115.00	12504.00	7809.00	5390.00
rent 2	pm	13932.00	45897.00	4153.00	6115.00	12504.00	7809.00	0.00
RENT3	PM	13932.00	45897.00	4153.00	6115.00	12504.00	7809.00	5390.00
RENT4	PM	13932.00	45897.00	4153.00	6115.00	12504.00	7809.00	5390.00
RENT5	PM	13932.00	45897.00	4153.00	6115.00	12504.00	7809.00	5390.00
RENT6	PM	13932.00	45897.00	4153.00	6115.00	12504.00	7809.00	5390.00
SYNTHETIC ENEMAL ROBIALAC BALTI 3.64 LTR.	EACH	1750.00	1750.00	1830.00	1805.00	2190.00	1700.00	1700.00
SYNTHETIC ENEMAL ICI BALTI 3.64 LTR.	EACH	1790.00	1790.00	1850.00	1880.00	2190.00	2138.00	2138.00
CEMENT (LOCAL) SPECIFY BRAND NAME	BAG	500.00	502.50	487.50	510.00	507.50	495.00	510.00
BRICKS (NEW) IST CLASS	P/1000	8900.00	8900.00	8750.00	7900.00	8828.57	6650.00	8500.00
CEMENT BLOCKS (6"x8"x12")	P/100	0.00	0.00	0.00	0.00	0.00	0.00	0.00
BAJREE	100CFT	3750.00	3750.00	3900.00	3450.00	5600.00	5500.00	5300.00
SAND (BLACK PIT SAND)	K100CFT	2950.00	2950.00	1475.00	2295.00	2328.57	3150.00	2250.00
TIMBER SHESHAM LOG IST QUALITY	cubmt.	71512.00	71512.00	66215.00	64890.50	87402.00	74151.00	50323.50
IRON BAR (M.S. BAR) 1/2"	P/TON	63500.00	63500.00	62750.00	61500.00	70000.00	58000.00	63000.00
CARPANTER WAGE RATE	P/DAY	1200.00	1200.00	775.00	800.00	830.36	675.00	825.00
MASON (RAJ) WAGE RATE	P/DAY	1200.00	1200.00	825.00	800.00	1232.14	725.00	1050.00
UNSKILLED LABOUR WAGE RATE	P/DAY	700.00	700.00	500.00	500.00	600.00	475.00	650.00
PLUMBER WAGE RSTE	P/DAY	1200.00	1200.00	775.00	800.00	826.79	0.00	800.00
ELECTICIAN WAGE RATE PER DAY **	P/DAY	0.00	0.00	0.00	0.00	828.57	0.00	700.00
ELECTICIAN WAGE RATE PER POINT **	P/PNT	195.00	202.50	135.00	170.00	152.50	137.50	137.50
WATER CHARGES PER HOUSE	P/MONTH	161.50	96.00	120.00	100.00	325.00	30.00	100.00
ELECT.CHARGES UPTO 50 UNITS	P/UNIT	2.00	2.00	2.00	2.00	2.00	2.00	2.00
ELECT.CHARGES 01 - 100 UNIT	P/UNIT	6.18	6.18	6.18	6.18	6.18	6.18	6.18
ELECT.CHARGES 101 - 300 UNIT	P/UNIT	9.54	9.54	9.54	9.54	9.54	9.54	9.54
ELECT.CHARGES 301 - 1000 UNIT	P/UNIT	16.39	16.39	16.39	16.39	16.39	16.39	16.39
ELECT.CHARGES ABOVE 1000 UNIT	P/UNIT	18.39	18.39	18.39	18.39	18.39	18.39	18.39
ELEC	PM	10.50	10.50	10.50	10.50	10.50	10.50	10.50
GAS CHRGR upto 3.3719 MMBUT	MMBTU	128.70	128.70	128.70	128.70	128.70	128.70	128.70
GAS CHRGR 3.3719 - 6.7438 MMBUT	MMBTU	257.40	257.40	257.40	257.40	257.40	257.40	257.40
GAS CHRGR 6.7438 - 10.1157 MMBUT	MMBTU	257.40	257.40	257.40	257.40	257.40	257.40	257.40
GAS CHRGR10.1157 - 13.4876 MMBUT	MMBTU	702.00	702.00	702.00	702.00	702.00	702.00	702.00
GAS	PM	702.00	702.00	702.00	702.00	702.00	702.00	702.00
GAS	PM	409.50	409.50	409.50	409.50	409.50	409.50	409.50
KEROSENE OIL	LTR	90.00	90.00	82.50	85.00	85.00	95.00	73.00
FIREWOOD WHOLE	40 KG.	741.67	785.00	510.00	625.00	802.50	475.00	700.00
CHAIR SHESHAM WOOD WITH ARMS **	EACH	3458.33	3587.50	3100.00	3250.00	2314.29	3000.00	2250.00
CHAIR PLASTIC (CHAIRMAN) AVERAGE QUALITY	EACH	725.00	725.00	725.00	825.00	825.00	775.00	525.00
TABLE SHESHAM WOOD (4X2X5") ***	EACH	5750.00	5750.00	5750.00	4250.00	11571.43	6500.00	10250.00
SOFASET WOODEN WITH FOAM SEAT **	SET	20500.00	21812.50	20500.00	16250.00	21642.86	23000.00	17750.00
COT IRON (WITH NIWAR)AV.QLTY.	EACH	1966.67	2087.50	1800.00	1650.00	2500.00	2400.00	1900.00
ALMIRAH (STEEL) 6'X3' 20 GUAGE	EACH	8558.33	8750.00	8200.00	7750.00	9964.29	12000.00	9300.00
DINNING TABLE 6 CHAIRS A.QLTY	SET	21666.67	24000.00	21000.00	21250.00	23071.43	30000.00	25000.00
SINGLE BED WITHOUT FOAM MED.	EACH	4900.00	4900.00	4750.00	5250.00	8964.29	10500.00	10500.00
MATRESS SINGLE(4"THICK)	EACH	4900.00	4900.00	4900.00	4800.00	5500.00	5700.00	5000.00
FARSHI DARI 12'X9' AV.QLTY	EACH	1954.17	2000.00	1750.00	1075.00	1607.14	1200.00	925.00
DARI COTTON (6'x2 1/2') AV.QL	EACH	925.00	915.63	875.00	412.50	459.64	1000.00	450.00
CARPET PLAIN AV. QLTY	SQFT.	28.92	29.00	25.50	32.50	37.50	35.00	37.50
QUILT (LIHAF) 3 KG. COTTON	EACH	1129.17	1193.75	975.00	625.00	1400.00	1200.00	1075.00
BLANKET (90" x 54")	EACH	4000.00	4075.00	3100.00	2950.00	5000.00	3800.00	2900.00
BEDSHEET SINGLE BED SUP.QLTY	EACH	614.58	646.88	575.00	487.50	546.43	550.00	475.00
BED SHEET DOUBLE WITH TWO PILLOW COVERS SUP QLTY	SET	1295.83	1375.00	1325.00	1050.00	932.14	1000.00	1150.00

Contd.

7.11 Intercity Consumer Prices March, 2016

Description	Unit	Rawalpindi	Islamabad	Attock	Jehlum	Lahore	Sahiwal	Gujran-wala
TOWEL(3'x2') AV. QALTY	EACH	389.58	405.00	355.00	287.50	290.00	350.00	185.00
CEILING FAN 48" SUPER QLTY **	EACH	3175.00	3175.00	3275.00	2800.00	2750.00	3495.00	2700.00
PEDESTAL FAN 22" SUPER QLTY	EACH	3475.00	3475.00	3700.00	3600.00	4200.00	5260.00	4100.00
REFG. DAWLENCE 10 CFT. D.DOOR	EACH	30500.00	30500.00	30500.00	31000.00	36000.00	30400.00	31000.00
D-FREEZER WAVES 8 CFT.	EACH	30400.00	30400.00	30400.00	30400.00	28000.00	30400.00	31000.00
AIRCONDITIONER 1.5 TON PEL	EACH	41000.00	41000.00	41000.00	42400.00	45000.00	42000.00	48000.00
SPLIT AIR CONDITIONER 1.5 TON (SPECIFY BRAND NAME)	EACH	41500.00	41500.00	41500.00	44800.00	48000.00	46000.00	46000.00
AIRCOOLER SUPER ASIA	EACH	9000.00	9000.00	11600.00	13250.00	14500.00	10000.00	12500.00
WASHING MACHINE SINGER	EACH	15880.00	15880.00	15600.00	15880.00	15880.00	15880.00	15600.00
SEWING MACHINE(SINGER)	EACH	5995.00	5995.00	6095.00	5995.00	6495.00	6995.00	5860.00
GIZER LARGE SIZE 30 GALLON CAPACITY SUP QLTY	EACH	22900.00	22900.00	25050.00	14750.00	22900.00	21400.00	13200.00
GAS BURNER DOUBLE SPFY.BRAND	EACH	1920.83	2050.00	1750.00	1850.00	1750.00	1450.00	1250.00
ELECT. IRON PHILIPS MDL.1120	EACH	2100.00	2100.00	1900.00	1975.00	1300.00	2750.00	2200.00
ELECTRIC JUICER FOR APPLE	EACH	7550.00	7550.00	7100.00	7375.00	13000.00	9250.00	4500.00
S.STEEL DEGHCHI MEDIUM SIZE ***	EACH	741.67	756.25	610.00	612.50	733.93	475.00	1185.00
ALUMINIUM COOKING PAN (DEGCHI) MED SIZE	EACH	679.17	706.25	525.00	575.00	664.29	500.00	928.00
NON STICK COOKING PAN (DEGCHI) SUP. QLTY	EACH	1129.17	1156.25	875.00	975.00	1085.71	1100.00	1550.00
FRYING PAN STEEL AVG. QLTY MED. SIZE	EACH	512.50	512.50	475.00	375.00	630.36	500.00	575.00
TAWA IORN (MEDIUM SIZE) AVG. QLTY	EACH	315.83	346.25	310.00	255.00	482.14	475.00	412.50
S.STEEL PLATE A.QLTY.(M.SIZE)	EACH	90.83	87.50	87.50	57.50	78.93	67.50	110.00
TABLE SPOON S.STEEL SUP.QLTY.	DOZEN	411.67	411.88	375.00	375.00	366.07	475.00	575.00
WATER SET JUG+6 GLASSES (OMROC)	SET	432.08	432.50	410.00	410.00	730.36	470.00	350.00
TEA SET PAK. CHINAWARE 21 PCS.	SET	2229.17	2250.00	1900.00	1950.00	1557.14	2200.00	1800.00
DINNER SET PLASTIC 72 PIECES SUPERIOR QLTY	SET	7408.33	7650.00	6650.00	4750.00	5785.71	6450.00	5900.00
HOTPOT SET PLASTIC 3 PCS.	SET	1708.33	1725.00	1625.00	1425.00	1510.71	1250.00	1150.00
BUCKET(BALTI) PLASTIC MED.SIZ	EACH	257.50	273.75	245.00	340.00	478.57	300.00	300.00
LOTA PLASTIC (MED SIZE) AVERAGE QUALITY	EACH	62.92	73.13	42.50	45.00	50.00	75.00	40.00
PRESURE COOKER 4 LTR.	EACH	1775.00	1775.00	1575.00	1675.00	1540.00	1075.00	1750.00
WATER COOLER 9/10 LTR.PLASTIC ***	EACH	605.42	625.00	475.00	512.50	575.00	650.00	650.00
THERMOS STARVAC 1 LTR	EACH	487.50	525.00	475.00	437.50	525.00	450.00	600.00
BULB PHILIPS 100-WATTS	EACH	35.00	35.00	27.50	35.00	35.00	33.50	30.00
TUBE LIGHT PHILIPS 40 WATTS	EACH	100.00	100.00	110.00	110.00	100.00	95.00	95.00
ELECTRIC BLUBS "0" WATTE LOCAL	EACH	27.50	27.50	27.50	25.00	20.00	25.00	18.00
ELECTRIC BLUB ENERGY SAVER 14 WATTS	EACH	167.50	167.50	165.00	167.50	170.00	160.00	155.00
WASHING SOAP 250 GMS SPECIFY BRAND NAME	EACH	40.00	40.00	40.00	40.00	40.00	40.00	38.00
SURF EXCEL 400 GMS POLY BAG	EACH	100.00	100.00	100.00	100.00	125.00	100.00	125.00
WASHING POWDER 1000 GRM	EACH	185.00	185.00	185.00	185.00	150.00	150.00	185.00
WASHING POWDER (WHEEL/ BONUS) 100 GRAMS	EACH	125.00	125.00	97.50	125.00	90.00	95.00	90.00
CLEANSER POWDER VIM 1000 GM	PKT.	83.33	83.33	83.33	83.33	83.00	78.00	77.77
FINIS 500 ML	BOTTLE	250.00	250.00	250.00	250.00	229.41	196.87	193.75
PHNYLE TYPHONE/FINIS/CARRANITE 3 LITRES	BOTTLE	180.00	180.00	169.09	180.00	145.00	150.00	140.00
HARPIC	BOTTLE	150.00	150.00	150.00	150.00	150.00	145.00	145.00
BOOT POLISH CHERRY/KIWI 50ML	EACH	125.00	125.00	125.00	125.00	105.00	111.11	111.11
ROBIN BLUE (35 GRAMS)	PKT.	50.00	50.00	50.00	50.00	50.00	50.00	50.00
TISSU PAPER PERFUMED 100 PCS.	PKT	110.00	110.00	110.00	110.00	130.00	95.00	105.00
TOILET PAPER ROLL (R.PETEL)	P/ROLL	40.00	40.00	40.00	40.00	40.00	40.00	38.00
BOOT POLISH LIQUID CHEERY BLOSSOM KIWI 75 ML	BOTTLE	150.00	150.00	140.00	150.00	150.00	150.00	140.00
MATCH BOX SMALL	EACH	2.00	2.00	9.50	2.00	1.00	2.00	2.00
DRY CELL 1.5 VOLT(LOCAL)	EACH	30.00	30.00	30.00	27.50	40.00	30.00	20.00
HAND STITCHING NEEDLE M.SIZE	PACKET	10.00	10.00	7.75	9.00	7.50	10.00	5.00
SEWING MACHINE NEEDLE (SINGER)	EACH	5.00	5.00	5.00	5.00	10.00	5.00	6.00
HOUSEHOLD SERVANT FEMALE P/T	P/MNTH	1858.33	2000.00	1300.00	1700.00	1878.57	1500.00	1550.00
MARRIAGE HALL WITH FURNITURE	P/HEAD	146.25	155.00	125.00	125.00	147.50	150.00	115.00
SEPTRAN TABLETS	10TAB.	16.00	16.00	16.00	16.00	16.10	16.50	16.00
BRUFEN TABS 200-MG.	10TAB.	8.90	8.90	8.91	9.18	8.90	8.90	8.92
PANADOL TAB. EXTRA/PLAIN	10TAB.	12.00	12.00	12.00	12.00	12.00	12.00	13.00
DISPRIN TAB.	10TAB.	12.40	12.40	12.40	12.40	12.00	12.40	14.00
TRISIL TAB.	10 TAB	10.00	10.00	10.00	10.00	10.00	10.00	10.00
FLAGYL TAB. 200 MG.	10TAB.	10.00	10.00	10.00	10.00	10.00	10.00	10.00
VENTOLIN TAB. 2MG.	10TAB.	9.92	9.92	9.92	9.92	12.00	10.00	10.00
DAONIL TAB. 5 MG.	10TAB.	16.94	16.94	16.83	16.94	16.92	16.90	17.00

Contd.

7.11 Intercity Consumer Prices March, 2016

Description	Unit	Rawalpindi	Islamabad	Attock	Jehlum	Lahore	Sahiwal	Gujran-wala
ENTOX TAB.	10TAB.	10.00	10.00	10.00	10.00	10.00	10.00	10.00
RENITEC TAB. 5 MG.	10TAB.	58.50	58.50	59.00	58.50	58.50	59.00	59.00
CAC. 1000 TAB	BOTTLE	122.00	122.00	122.00	122.00	122.00	122.00	122.00
AMOXIL CAPSOLE 250 MG.S	10CAP.	35.70	35.70	35.60	35.70	35.70	36.50	35.00
CALCIUM SYRUP SANDOZ	BOTTLE	64.00	64.00	64.00	64.00	64.00	64.00	64.00
LEDERPLEX SYRUP	BOTTLE	35.00	35.00	35.00	35.00	35.00	35.00	35.00
SANCOS SYRUP (50 ML.)	BOTTLE	27.50	27.50	27.50	27.50	30.00	30.00	30.00
PHENERGAN SYRUP 120 ML.	BOTTLE	33.00	33.00	33.00	33.00	33.00	33.00	33.00
CALPOL SYRUP 60 ML.	BOTTLE	28.00	28.00	28.00	28.00	28.00	28.00	28.00
HYDRYLIN SYRUP 120 ML.	BOTTLE	65.00	65.00	65.00	65.00	65.00	65.00	65.00
POLYFAX EYE OINTMENT	TUBE	21.00	21.00	21.00	21.00	21.00	21.00	21.00
BETNESOL EYE DROPS	BOTTLE	33.89	33.89	33.89	33.89	33.89	33.89	33.89
EAR DROPS (CARDISPORINE) ***	BOTTLE	21.00	21.00	21.00	21.00	21.00	21.00	21.00
BETNOVATE-N OINTMENT 5 GMS	TUBE	15.06	15.06	15.06	0.00	16.00	16.00	16.00
BURNOL CREAM 30 GRM	TUBE	16.00	16.00	16.00	16.00	16.00	16.00	16.00
VICKS VAPORUB/BALM	BOTTLE	36.00	36.00	36.00	36.00	36.00	36.00	36.00
GLYCRINE SMALL BOTTLE	BOTTLE	28.00	28.00	27.50	25.00	35.00	25.00	17.00
JOUHAR JOSHANDA	PKT.	8.00	8.00	8.00	8.00	8.00	8.00	8.00
GALXOS-D (450 GRMS)	PKT.	157.50	157.50	157.50	168.75	157.50	157.50	157.50
GRIPE-WATER WOODWARDS	BOTTLE	55.00	55.00	55.00	55.00	55.00	55.00	55.00
SANIPLAST ONE PUTTY	EACH	2.00	2.00	2.00	2.00	2.00	2.00	1.50
O.R.S. (NIMCOL)	PKT.	17.00	17.00	17.00	17.00	17.00	15.00	17.00
DETTOL (MEDIUM)	BOTTLE	46.80	46.80	46.80	46.80	46.80	46.80	46.80
COTTON BANDAGE 2" - 4"	EACH	9.00	9.00	8.00	9.00	8.00	9.00	7.00
THERMOMETER CHINA	EACH	45.00	45.00	50.00	47.50	42.50	45.00	35.00
DOCTOR (MBBS) CLINIC FEE	P/PAT.	166.67	175.00	110.00	125.00	100.00	250.00	75.00
URINE TEST (DR) CHARGES	P/TEST	204.17	225.00	80.00	100.00	155.00	100.00	100.00
BLOOD TEST (CP) CHARGES	P/TEST	379.17	387.50	200.00	300.00	575.00	225.00	300.00
SUGAR TEST (RANDOM/FASTING BOTH) CHARGES	P/TEST	272.92	362.50	170.00	197.50	150.00	110.00	200.00
ECG CHARGES	P/TEST	264.58	312.50	150.00	250.00	300.00	225.00	200.00
X-RAY (CHEST) CHARGES	P/X-RAY	383.33	425.00	275.00	375.00	375.00	300.00	400.00
CAR SUZUKI 800 CC (W/O. A/C)	EACH	659800.00	659800.00	659800.00	659800.00	645000.00	634000.00	645000.00
CAR SUZUKI 1000 CC	EACH	1081300.00	1081300.00	1081300.00	1081300.00	1070000.00	1044000.00	1060000.00
CAR TOYOTA 1300 CC	EACH	1697000.00	1697000.00	1692000.00	1697000.00	1810500.00	1767000.00	1767000.00
CAR HONDA CIVIC	EACH	2163500.00	2163500.00	2145500.00	2145500.00	2165000.00	2053000.00	2053000.00
MOTORCYCLE HONDA CD-70.	EACH	63500.00	63500.00	63500.00	63500.00	63500.00	63500.00	63500.00
MOTORCYCLE YAMAHA 100CC.	EACH	79300.00	79300.00	79300.00	79300.00	79300.00	79300.00	79300.00
MOTOR CYCLE HERO 70 CC	EACH	41250.00	41250.00	41250.00	43500.00	49000.00	43000.00	43500.00
BICYCLE WITH TYRES & TUBES	EACH	7900.00	7900.00	7900.00	7350.00	7500.00	6900.00	7200.00
TYRE CAR WITH TUBE GENERAL	EACH	2975.00	2975.00	2975.00	3050.00	3000.00	2400.00	3300.00
TYRE MOTOR CYCLE WITHOUT TUBE	EACH	1137.50	1137.50	1250.00	1050.00	1200.00	875.00	1250.00
TYRE CYCLE SPECIFY BRAND NAME	EACH	345.83	355.00	370.00	350.00	330.00	300.00	330.00
TYRE CAR W/O TUBE	EACH	2850.00	2850.00	3275.00	3075.00	2700.00	2200.00	3000.00
PETROL SUPER	LITRE	62.77	62.77	62.77	62.77	62.77	62.77	62.77
HIGH SPEED DIESEL HSD	LITRE	71.12	71.12	71.12	71.12	71.12	71.12	71.12
CNG	K.G.	75.82	75.82	75.82	0.00	67.50	67.50	67.50
GAS CYLINDER STAND. SIZE	EACH	1018.33	1050.00	1040.00	995.00	770.00	775.00	715.00
MOTOR CYCLE SERVICE CHARGES	EACH	325.00	325.00	290.00	250.00	200.00	187.50	280.00
CAR SERVICE CHARGES	EACH	337.50	375.00	325.00	275.00	300.00	300.00	250.00
TYRE PUNCTURE CHARGES	EACH	75.00	75.00	45.00	70.00	80.00	70.00	50.00
CYCLE OVERHAULING CHARGES	EACH	783.33	825.00	290.00	375.00	319.64	325.00	160.00
CAR TAX FOR 800CC TO 1300CC	YEARLY	2650.00	432.00	2650.00	2650.00	2650.00	2650.00	2650.00
TRAIN FARE ECO. 1-100 KM.	P/KM.	0.68	0.68	0.68	0.68	0.68	0.68	0.68
TRAIN FARE ECO. 101-500 KM.	P/KM.	0.98	0.98	0.98	0.98	0.98	0.98	0.98
TRAIN FARE ECO. > 500 KM.	P/KM.	0.89	0.89	0.89	0.89	0.89	0.89	0.89
TRAIN FARE IST SLP. 1-100KM	P/KM.	2.10	2.10	2.10	2.10	2.10	2.30	2.10
TRAIN FARE IST SLP.101-500 KM	P/KM.	2.59	2.59	2.59	2.59	2.59	2.59	2.59
TRAIN FARE IST SLP. > 500 KM	P/KM.	1.99	1.99	1.99	1.99	1.99	1.99	1.99
TRAIN FARE A/C SLP. 1-100KM.	P/KM	5.76	5.76	5.76	5.76	5.76	5.76	5.76
TRAIN FARE A/C SLP.101-500KM	P/KM.	4.59	4.59	4.59	4.59	4.59	4.59	4.59
TRAIN FARE A/C SLP > 500KM.	P/KM	4.16	4.16	4.16	4.16	4.16	4.16	4.16

Contd.

7.11 Intercity Consumer Prices March, 2016

Description	Unit	Rawalpindi	Islamabad	Attock	Jehlum	Lahore	Sahiwal	Gujran-wala
PLATEFORM TICKET	EACH	10.00	10.00	10.00	10.00	10.00	10.00	10.00
AUTO RICKSHAW FARES	KM/MIN	65.00	0.00	35.00	65.00	50.00	70.00	60.00
FULL TONGA CHARGES	KM/MIN	0.00	0.00	0.00	0.00	80.00	90.00	50.00
TAXI 4 SEATER FARE	KM/MIN	100.00	100.00	75.00	0.00	100.00	100.00	100.00
BUS FARE MIN (WITHIN CITY)	TICKET	9.00	9.00	0.00	9.00	9.00	0.00	9.00
BUS FARE MAX (WITHIN CIT	TICKET	21.00	21.00	0.00	21.00	21.00	0.00	21.00
BUS FARE OUTSIDE CITY	P/KM.	0.86	0.86	0.86	0.86	0.86	0.86	0.86
A/C BUS FARE OUTSIDE CITY	P/KM.	1.55	1.55	1.53	1.55	2.00	1.55	1.45
MINIBUS FARE MIN.WITH IN CITY	TICKET	11.00	11.00	0.00	0.00	11.00	0.00	10.00
MINIBUS FARE MAX.WITH IN CITY	TICKET	22.50	22.25	0.00	0.00	24.00	0.00	20.00
SUZUKI FARE MIN.WITH IN CITY	TICKET	11.00	11.00	10.00	0.00	12.00	0.00	10.00
SUZUKI FARE MAXIMUM W.IN CITY	TICKET	17.00	17.00	10.00	10.00	22.00	0.00	20.00
AIR FARE ECONOMY CLASS.	P/KM.	19.26	19.26	0.00	0.00	19.26	0.00	0.00
POSTAL ENVELOPE DOMESTIC	EACH	8.00	8.00	8.00	8.00	8.00	8.00	8.00
ENVELOPE FOR SAUDI ARABIA	EACH	50.00	50.00	50.00	50.00	50.00	50.00	50.00
POSTAL REGISTRATION CHARGES	EACH	38.00	38.00	38.00	38.00	38.00	38.00	28.00
U.M.S. REG CHARGES MIN.	EACH	59.00	59.00	59.00	59.00	59.00	59.00	59.00
T.C.S. CH. MIN.WITH IN ZONE	EACH	150.00	150.00	150.00	150.00	150.00	150.00	150.00
TELEPHONE CHARGES LOCAL CALL	P/CALL	3.94	3.94	3.94	3.94	3.94	3.94	3.94
TEL CHARGES OUT SIDE CITY	P/CALL	3.94	3.94	3.94	3.94	3.94	3.94	3.94
INTERNET CHARGES	P/HOUR	27.50	27.50	27.50	50.00	15.00	12.00	20.00
MOBILE CELL CHARGES	P/UNIT	3.00	3.00	3.00	3.00	2.50	3.00	3.00
FAX CHARGES (LOCAL)	P/PAGE	12.50	12.50	12.50	12.50	10.00	20.00	30.00
TELEPHONE SET AV. QLTY	EACH	625.00	725.00	550.00	825.00	775.00	650.00	450.00
MOBILE SET NOKIA/SONY/ERICSON/SAMSUNG WITHOUT CAMERA	EACH	2133.33	2175.00	2125.00	2525.00	2700.00	2200.00	2825.00
T.V. 20" COLORED WEGA H-A21.	EACH	18108.33	18200.00	18100.00	18100.00	20500.00	18900.00	15000.00
T.V 20" COLOR CHINA/KORIA)	EACH	14250.00	14250.00	14250.00	14250.00	6500.00	13500.00	7000.00
V.C.P. PANASONIC/LG/NAT	EACH	5900.00	5900.00	5550.00	5750.00	4200.00	0.00	0.00
DVD/VCD PLAYER PANASONIC/LG	EACH	3750.00	3750.00	3550.00	3750.00	6557.14	4500.00	4600.00
RADIO WITH C.PLAYER NATIONAL	EACH	2150.00	2150.00	2150.00	2050.00	1821.43	1800.00	2250.00
PERSONNEL COMPUTER (BRANDED)	EACH	69250.00	69250.00	69250.00	69500.00	53000.00	50000.00	37400.00
VID. CASSETTE BLK. TDK/SONY	EACH	144.17	145.00	135.00	175.00	122.14	155.00	0.00
COM. C.D. (TDK/IMATION)	EACH	56.67	59.38	75.00	75.00	36.79	60.00	35.00
TAPE RECORDER CASSETTE BLANK	EACH	42.50	47.50	42.50	47.50	40.00	65.00	35.00
VIDEO GAME SEGA 16 BYTE	EACH	1150.00	1150.00	1175.00	1050.00	1200.00	1650.00	1050.00
CINEMA A/C. HIGH CLASS	TICKET	150.00	0.00	0.00	0.00	275.00	0.00	80.00
CINEMA NON-A/C HIGH CLASS	TICKET	80.00	0.00	0.00	0.00	150.00	50.00	60.00
CABLE CHARGES	PER MONT	325.00	325.00	275.00	300.00	275.00	200.00	300.00
TV.LICENCE FEE DOMESTIC	YEARLY	420.00	420.00	420.00	420.00	420.00	420.00	420.00
ENGLISH BOOK CLASS V1	EACH	78.00	78.00	78.00	78.00	78.00	78.00	78.00
ENGLISH BOOK CLASS IX OR X	EACH	130.00	130.00	130.00	130.00	130.00	130.00	130.00
ENG. BOOK IST.YR COMPLETE SET	EACH	84.00	84.00	84.00	84.00	84.00	84.00	84.00
ENGLISH BOOK BA/B.SC	EACH	178.00	178.00	178.00	178.00	178.00	178.00	178.00
URDU BOOK CLASS V (T.B.BORD)	EACH	71.00	71.00	71.00	71.00	71.00	71.00	71.00
URDU BOOK CLASS IX/X(T.B.B)	EACH	137.00	137.00	137.00	137.00	137.00	137.00	137.00
URDU BOOK IST.YEAR/INTER	EACH	53.00	53.00	53.00	53.00	53.00	53.00	53.00
URDU BOOK BA/B.SC	EACH	140.00	140.00	140.00	140.00	140.00	140.00	140.00
MATHS BOOK CALSS V (T.B.B)	EACH	84.00	84.00	84.00	84.00	84.00	84.00	84.00
MATHS BOOK CLASS IX OR X	EACH	270.00	270.00	270.00	270.00	270.00	270.00	270.00
MATHS BOOK IST.YEAR (T.B.B)	EACH	156.00	156.00	150.00	156.00	156.00	156.00	156.00
PAKISTAN STUDIES BOOK BA/B.SC	EACH	125.00	125.00	125.00	125.00	125.00	125.00	125.00
DAILY "DAWN"	P/COPY	19.00	19.00	19.00	19.00	19.00	19.00	19.00
DAILY "JANG"	P/COPY	12.00	12.00	12.00	12.00	12.00	12.00	12.00
DAILY "NAWA-E-WAQT"	P/COPY	12.00	12.00	12.00	12.00	12.00	12.00	12.00
WEEKLY "AKHBAR-E-JAHAN"	P/COPY	55.00	55.00	55.00	55.00	55.00	55.00	55.00
WEEKLY "MAG"	P/COPY	45.00	45.00	45.00	45.00	45.00	45.00	45.00
MONTHLY "NAUNEHAL DIGEST"	P/COPY	35.00	35.00	35.00	35.00	35.00	35.00	35.00
PAPER FOOLSCAPE (27"x17")	QUIRE	57.50	57.50	57.50	55.00	25.00	25.00	30.00
EXERCISE.BOOK LINED 80/100 PGS	EACH	62.50	67.50	62.50	57.50	30.00	35.00	32.50
PENCILGOLDFISH/DEER	EACH	8.00	8.00	8.00	8.00	6.00	6.00	7.00
PEN INK DOLLOR 57 ML BOTTLE	EACH	25.00	25.00	25.00	20.00	20.00	20.00	20.00

Contd.

7.11 Intercity Consumer Prices March, 2016

Description	Unit	Rawalpindi	Islamabad	Attock	Jehlum	Lahore	Sahiwal	Gujran-wala
PHOTOSTATE PAPER 70 GM	PRT	365.00	365.00	365.00	315.00	350.00	330.00	380.00
BALL PEN (local)	EACH	8.00	10.00	10.00	10.00	6.00	6.00	5.00
FOUNTAIN PEN HERO/WINGS/CHINA	EACH	47.50	47.50	47.50	46.25	60.00	50.00	40.00
PRIVATE SCHOOL FEE ENGLISH MEDIUM AVERAGE STANDARD (CLASS I)	PER MONTH	3245.83	3090.63	1112.50	1972.50	1571.43	2087.50	1550.00
PRIVATE SCHOOL FEE ENGLISH MEDIUM AVERAGE STANDARD (CLASS V)	PER MONTH	3229.17	3184.38	1300.00	1950.00	1742.86	2087.50	1650.00
PRIVATE SCHOOL FEE ENGLISH MEDIUM AVERAGE STANDARD (CLASS VI)	PER MONTH	3287.50	3378.13	1312.50	1997.50	1969.64	2112.50	1800.00
PRIVATE SCHOOL FEE ENGLISH MEDIUM AVERAGE STANDARD (CLASS X)	PER MONTH	3575.00	3681.25	1725.00	2205.00	2478.57	2275.00	2200.00
PRIVATE MEDICL COLLEGE FEE MBBS (1ST YEAR)	PER MONTH	50468.75	50468.75	50468.75	0.00	28832.80	0.00	0.00
PRIVATE ENGINEERING COLLEGE FEE (ISTR YEAR)	PER MONTH	14975.25	14975.25	11011.50	0.00	18098.00	0.00	0.00
GOVT. COLLEGE FEE 1ST. YEAR	MONTH	50.00	195.00	50.00	50.00	60.00	50.00	50.00
GOVT. COLLEGE FEE 4TH. YEAR	MONTH	60.00	225.00	60.00	60.00	70.00	60.00	60.00
GOVT. UNIVERSITY FEE MSC.	MONTH	77.50	1000.00	77.50	80.00	97.79	80.00	115.00
GOVT. MED. COLLEGE FEE MBBS	MONTH	873.00	873.00	873.00	0.00	1250.00	1250.00	0.00
GOVT. ENGG. COLL. FEE I YEAR	MONTH	600.00	600.00	600.00	0.00	750.00	500.00	0.00
COACHING FEE FOR CLASS IX/X	PER MONTH	2750.00	2987.50	1550.00	3000.00	1828.57	1400.00	600.00
COACHING CHARGES FOR CLASS 1ST YEAR/INTER (SCIENCE)	PER MONTH	3250.00	3450.00	2200.00	3500.00	2821.43	2300.00	1200.00
COACHING CHARGES FOR CLASS 1ST YEAR/INTER (COMMERCE)	PER MONTH	2691.67	3062.50	1900.00	3500.00	2792.86	1300.00	1200.00
I.T. TUITION FEES	PER MONTH	2100.00	2100.00	1450.00	3606.25	6066.80	1500.00	4500.00
MBA TUITION FEES	PER MONTH	13955.00	13955.00	7667.00	4500.00	15687.50	0.00	7000.00
BREAD TANDOORI ST. SIZE	EACH	7.50	7.50	6.50	6.00	6.00	5.50	6.00
COOKED MUTTON (AV. HOTEL)	PLATE	172.50	171.25	190.00	155.00	200.71	150.00	120.00
COOKED BEEF (AV. HOTEL)	PLATE	92.50	93.75	75.00	85.00	83.04	80.00	60.00
COOKED DAL (AV. HOTEL)	PLATE	63.33	68.75	57.50	55.00	61.07	40.00	40.00
CHICKEN BIRYANI FULL/DOUBLE	PLATE	125.00	135.00	165.00	110.00	131.96	130.00	110.00
TEA PREPARED (ORDINARY)	CUP	20.00	20.00	20.00	20.00	19.21	20.00	20.00
HAIRCUT CHARGES FOR MEN	P/CUT	86.25	102.50	75.00	60.00	112.86	100.00	60.00
BEAUTY PORL HAIR STYL CHARGE	P/STY.	391.67	475.00	275.00	475.00	339.29	250.00	350.00
SHAVING CHARGES	PER SHV	49.58	60.00	55.00	45.00	55.71	40.00	40.00
LIPSTICK S.MISS/MEDORA	EACH	110.00	110.00	115.00	110.00	120.00	110.00	110.00
NAIL POLISH S.MISS/MEDORA	EACH	115.00	115.00	105.00	115.00	110.00	95.00	60.00
PERFUME MED.SIZE MEDORA/BROACH	EACH	200.00	200.00	200.00	200.00	180.00	170.00	120.00
HAIR-OIL AMLA/CHAMBELI	BOTTLE	100.00	100.00	115.00	110.00	130.00	120.00	110.00
TOILET SOAP LUX 95 GRAMS	EACH	31.00	31.00	33.00	31.00	33.00	33.00	33.00
TOILET SOAP LIFEBOUY 140 GRM	EACH	37.00	37.00	37.00	37.00	37.00	37.00	37.00
TOILET SOAP SAFEGUARD BATH SIZE	EACH	46.00	46.00	46.00	46.00	46.00	46.00	46.00
TOOTHPASTE MACKLINES 70 GRM	EACH	50.00	50.00	50.00	50.00	50.00	50.00	50.00
TOOTHPAST MED SIZE CLGATE 70 GMS	EACH	75.00	75.00	75.00	75.00	61.00	65.00	60.00
TOOTHBRUSH SHEILD A/PLAUQUE	EACH	25.00	25.00	25.00	25.00	35.00	60.00	50.00
TOOTHPOWDER DENTONIC 90 GRM	EACH	28.00	28.00	32.00	28.00	32.00	28.00	25.00
HAIR-COLOUR BEGIN (6 GMS)	EACH	105.00	105.00	105.00	105.00	105.00	105.00	100.00
HAIR COLOUR (KALAKOLA)	BOTTLE	130.00	130.00	130.00	130.00	130.00	120.00	140.00
FACECREAM PONDS (MEDIUM)	EACH	110.00	110.00	120.00	120.00	120.00	110.00	120.00
TALC POWDER VICE ROAY,B.CAT	EACH	145.00	145.00	145.00	145.00	130.00	150.00	135.00
BLADE TREET ORDINARY 10'S	PKT.	40.00	40.00	40.00	35.00	35.00	32.00	40.00
BLADE 7-O-CLOCK STAIN. 5'S	PKT.	35.00	35.00	35.00	35.00	35.00	30.00	35.00
SHAMPOO SUNSILK/PAINTIN 100 ML	BOTTLE	110.00	110.00	110.00	110.00	110.00	99.00	110.00
BEAUTY CREAM (FAIR & LOVELY)	EACH	75.00	75.00	70.00	75.00	99.00	175.00	185.00
HAIR REMOVING CREAM (EU-CREAM)	TUBE	65.00	65.00	65.00	65.00	65.00	65.00	65.00
GEL MEDIUM SIZE	BOTTLE	103.00	107.50	100.00	127.50	65.00	120.00	65.00
DISPOSABLE RAZOR GILLET-II	EACH	42.50	42.50	42.50	40.00	45.00	45.00	43.00
SHAVING CREAM TOUCH-ME/ADM.	EACH	65.00	65.00	65.00	65.00	65.00	60.00	65.00
GOLD TEZABI 24 CT	10 GM.	42400.00	42400.00	41840.00	41920.00	42560.00	41667.00	41925.00
SILVER TEZABI 24 CT	10 GM.	595.00	595.00	590.00	610.00	575.00	600.00	585.00
ARTIFICIAL JEWELLARY SET	SET	1285.00	1325.00	850.00	687.50	1289.29	500.00	800.00
WRIST WATCH GENTS CITIZEN (ORIGINAL) ***	EACH	5100.00	5250.00	4900.00	4250.00	7785.71	4000.00	2500.00
WRIST WATCH LADIES CITIZEN (ORIGINAL) ***	EACH	5100.00	5250.00	4900.00	4250.00	8410.71	4000.00	2500.00
WALL CLOCK QUARTZ AV.QLTY	EACH	520.00	550.00	550.00	310.00	864.29	600.00	487.50
SUITCASE REXIN (24"x16"x6")	EACH	1775.00	1775.00	1650.00	850.00	989.29	1050.00	700.00
TRUNK MEDIUM SIZE ***	EACH	2250.00	2243.75	2250.00	1950.00	2303.57	2000.00	1525.00
PURSE LADIES (LEATHER) AVERAGE QUALITY	EACH	530.00	612.50	525.00	437.50	1400.00	712.50	700.00

7.11 Intercity Consumer Prices March, 2016

Description	Unit	Wazira- bad	Sialkot	Faisalabad	Jhang	Multan	Muzaffar- garh	D.G. Khan
WHEAT	10 KG.	375.00	380.00	340.00	350.00	342.50	335.00	337.50
WHEAT FLOUR FINE/SUPERIOR.	KG.	42.00	50.00	45.00	40.00	42.00	41.00	40.00
WHEAT FLOUR AVG. QLTY	KG.	40.00	39.75	36.50	39.00	38.50	38.00	37.50
WHEAT FLOUR BAG	10 KG.	385.00	397.50	385.00	380.00	386.67	380.00	375.00
MAIDA	KG.	50.00	50.00	52.50	50.00	46.33	49.00	50.00
SUJI	KG.	50.00	60.00	53.75	50.00	47.00	49.00	50.00
BESAN AV. QLTY.	KG.	115.00	120.00	110.00	121.25	112.50	117.50	120.00
RICE BASMATI SUP. QLTY.	KG.	80.00	77.50	105.00	110.00	108.33	105.00	90.00
RICE BASMATI 385/386	KG.	50.00	70.00	65.00	60.00	72.50	67.50	70.00
RICE BASMATI BROKEN AV.QLTY	KG.	50.00	50.00	60.00	65.00	63.33	62.50	60.00
RICE IIRI-6 (SINDH/PUNJAB)	KG.	52.50	47.50	50.00	40.00	35.00	35.00	35.00
VERMICELLI	KG.	80.00	75.00	75.00	80.00	80.00	77.50	80.00
BREAD PLAIN MEDIUM SIZE	EACH	40.00	40.00	40.00	40.00	45.00	45.00	50.00
RUSK (PAPAY)	KG.	160.00	140.00	200.00	200.00	220.00	200.00	200.00
BISCUITS-PACKED	PKT	35.00	35.00	35.00	35.00	35.00	35.00	35.00
BISCUIT-BAKERY (LOOSE)	250 GM	100.00	80.00	75.00	75.00	90.00	70.00	80.00
CORNFLAKS FAUJI 225 GM.	PKT	180.00	176.40	195.00	210.00	180.00	175.50	198.00
SAMOSAS (VEGATABLE)	EACH	10.00	15.00	19.00	15.00	14.67	13.50	10.00
PASTRY AV.QLTY.	EACH	30.00	25.00	23.75	30.00	35.83	22.50	30.00
PATTIES (VEGATABLES)	EACH	15.00	20.00	22.50	25.00	29.17	25.00	20.00
NIMCO	250 GM	50.00	50.00	67.50	100.00	72.50	70.00	70.00
CHIPS	250 GM	60.00	65.00	66.25	100.00	83.33	82.50	65.00
BEEF WITH BONE AV.QLTY.	KG	290.00	300.00	300.00	300.00	320.00	310.00	300.00
MUTTON AV.QLTY.	KG	550.00	650.00	700.00	650.00	675.00	575.00	650.00
CHICKEN FARM BROILER (LIVE)	KG	132.00	133.00	135.00	124.00	145.83	142.50	135.00
FISH-RAHU MEDIUM SIZE	KG	250.00	250.00	295.00	330.00	273.33	275.00	260.00
MILK FRESH (UNBOILED)	LTR.	80.00	70.00	70.00	70.00	75.00	70.00	70.00
CURD	KG.	90.00	80.00	80.00	80.00	90.00	80.00	85.00
MILK TETRA PACK 1/2 LTR.	PKT.	60.00	60.00	60.00	60.00	60.00	60.00	60.00
LACTOGEN 400 GRAMS	PKT.	435.00	435.00	435.00	425.00	435.00	435.00	435.00
POWDER MILK NIDO 400GM.	PKT	390.00	380.00	360.00	390.00	380.00	380.00	390.00
MILK POWDER LOOSE/PACKED	KG.	380.00	460.00	525.00	500.00	512.50	525.00	640.00
BUTTER LOCAL PACKED	50 GM.	35.00	25.00	35.00	25.00	27.00	27.00	25.00
EGGS FARM	DOZ	75.00	80.00	81.25	70.00	71.67	82.00	80.00
MUSTARD OIL AV.QLTY.	KG.	160.00	150.00	200.00	180.00	177.50	180.00	170.00
COOKING OIL (DALDA)	2.5LTR	467.00	467.00	440.00	465.00	465.00	465.00	465.00
COOKING OIL (PAKWAN) OTHER BRAND SPECIFY	2.5 LTR	420.00	420.00	375.00	433.00	383.00	375.00	465.00
VEGETABLE GHEE TIN	2.5KG.	452.00	452.00	435.00	440.00	440.00	440.00	440.00
VEGETABLE GHEE (LOOSE)	KG.	130.00	135.00	126.50	150.00	142.00	141.00	140.00
DATES AV.QLTY.	KG.	150.00	170.00	190.00	160.00	171.67	190.00	160.00
PISTACHIO AV.QLTY.	50 GM.	120.00	135.00	78.75	110.00	122.50	132.50	100.00
ALMONDS WHOLE AV.QLTY.	KG.	525.00	600.00	575.00	700.00	521.67	525.00	550.00
COCONUT DRY AV.QLTY.	KG.	240.00	250.00	290.00	220.00	282.50	290.00	250.00
RAISINS AV.QLTY.	50 GM.	20.00	20.00	21.75	15.00	19.67	22.50	15.00
GROUNDNUTS (WITH SHELL)	KG.	210.00	200.00	205.00	160.00	190.00	190.00	145.00
MALTA/MOSAMBI	DOZ	120.00	140.00	82.50	120.00	160.00	145.00	150.00
KINNU	DOZ	80.00	105.00	90.00	120.00	158.33	145.00	140.00
APPLE	KG	100.00	120.00	120.00	120.00	151.67	145.00	70.00
ALOO BUKHARA	KG	0.00	0.00	0.00	0.00	0.00	0.00	0.00
POMEGRANATE (ANNAR)	KG	200.00	250.00	165.00	280.00	242.00	215.00	300.00
GRAPES	KG	0.00	0.00	0.00	0.00	0.00	0.00	0.00
BANANAS	DOZ	77.50	80.00	63.75	70.00	84.17	85.00	75.00
MANGO KALMI	KG	0.00	0.00	0.00	0.00	0.00	0.00	0.00
GUAVA	KG	80.00	80.00	75.00	80.00	81.00	85.00	80.00
WATERMELON (TURBOOZ)	KG	0.00	0.00	0.00	0.00	0.00	0.00	0.00
MUSKMELON (KHARBOOZA)	KG	0.00	0.00	0.00	0.00	0.00	0.00	0.00
SWEETMELON (GARMA)	KG	0.00	0.00	0.00	0.00	0.00	0.00	0.00
PULSE MASOOR (WHOLE)	KG.	130.00	140.00	135.00	110.00	124.17	137.50	140.00
PULSE MASOOR (WASHED)	KG.	160.00	160.00	160.00	140.00	135.83	145.00	140.00
PULSE MOONG (WASHED)	KG.	150.00	165.00	160.00	150.00	144.17	142.50	150.00
PULSE MASH (WASHED)	KG.	260.00	250.00	240.00	250.00	256.67	255.00	240.00
PULSE GRAM	KG.	110.00	120.00	115.00	110.00	112.50	117.50	120.00
GRAM WHOLE BLACK AV QLTY.	KG.	110.00	110.00	120.00	110.00	111.67	110.00	120.00

7.11 Intercity Consumer Prices March, 2016

Description	Unit	Wazira- bad	Sialkot	Faisalabad	Jhang	Multan	Muzaffar- garh	D.G. Khan	Contd.
GRAM WHOLE YELLOW AV.QLTY	KG.	100.00	125.00	110.00	120.00	117.50	120.00	115.00	
BEANS (LAL LOBIA)	KG.	130.00	165.00	155.00	130.00	155.00	155.00	180.00	
POTATOES	KG	15.00	20.00	18.75	14.00	17.50	17.50	20.00	
ONION	KG	40.00	40.00	43.75	40.00	37.50	37.50	40.00	
TURNIP	KG	15.00	25.00	22.50	25.00	19.17	17.50	30.00	
RADISH	KG	20.00	20.00	20.00	15.00	19.17	22.50	30.00	
TOMATOES	KG	30.00	30.00	28.75	25.00	27.50	22.50	30.00	
CABBAGE	KG	20.00	30.00	18.75	30.00	22.50	22.50	20.00	
CAULIFLOWER	KG	25.00	40.00	23.75	20.00	19.17	17.50	20.00	
BRINJAL	KG	0.00	0.00	0.00	0.00	0.00	0.00	0.00	
PUMPKIN	KG	0.00	0.00	0.00	0.00	0.00	0.00	0.00	
BOTTLEGOURD	KG	0.00	0.00	0.00	0.00	0.00	0.00	0.00	
LADY FINGER	KG	0.00	0.00	0.00	0.00	0.00	0.00	0.00	
PEAS	KG	50.00	55.00	52.50	30.00	42.50	45.00	50.00	
SPINACH	KG	20.00	40.00	18.75	15.00	17.50	17.50	20.00	
TINDA	KG	0.00	0.00	0.00	0.00	0.00	0.00	0.00	
TURAI	KG	0.00	0.00	0.00	0.00	0.00	0.00	0.00	
KARAILA	KG	0.00	0.00	0.00	0.00	0.00	0.00	0.00	
ARVI	KG	0.00	0.00	0.00	0.00	0.00	0.00	0.00	
CHILLIES GREEN	KG	100.00	120.00	90.00	80.00	80.00	90.00	120.00	
CARROT	KG	20.00	25.00	28.75	20.00	21.67	12.50	30.00	
COCUMBER (KHEERA)	KG	30.00	35.00	23.75	30.00	27.50	22.50	30.00	
LEMON	250GM	20.00	15.00	22.50	25.00	20.00	22.50	30.00	
SUGAR REFINED	KG.	64.00	62.00	62.00	64.00	62.00	61.50	63.00	
GUR AV.QLTY	KG.	80.00	90.00	82.50	80.00	72.50	72.50	80.00	
HONEY LANGANESE 500 GM.	BOTTLE	840.00	692.00	820.00	800.00	850.00	850.00	925.00	
MILO 200 GM.	BOTTLE	173.33	222.00	225.00	195.00	200.00	200.00	250.00	
CUSTARD POWDER RAFHAN 300 GM.	PKT	80.00	75.00	80.00	80.00	80.00	80.00	75.00	
TOFFEE (HILAL)	EACH	1.00	1.00	2.00	2.00	1.00	1.00	1.00	
CHOWKELATE CANDY (SMALL SIZE)	EACH	5.00	5.00	5.00	5.00	5.00	5.00	5.00	
SWEETMEAT (MIXED)	KG	280.00	260.00	255.00	240.00	291.67	280.00	280.00	
ICE CREAM WALLS	CUP.	40.00	40.00	40.00	40.00	40.00	40.00	40.00	
ICE	KG	5.00	10.00	10.00	3.00	3.50	3.50	6.00	
JAM AHMED/MITCHELLES	BOTTLE	125.00	125.00	140.00	130.00	130.00	130.00	140.00	
SQUASH-MITCHELLES	BOTTLE	145.00	135.00	150.00	150.00	160.00	160.00	150.00	
ROOH AFZA	BOTTLE	160.00	150.00	150.00	150.00	150.00	150.00	160.00	
JAM-E-SHIREEN	BOTTLE	170.00	160.00	160.00	150.00	170.00	170.00	170.00	
SAUNF	50 GM	20.00	20.00	17.50	15.00	16.67	19.00	12.00	
CINAMON LOOSE AV. QLTY	50 GM.	25.00	20.00	22.50	30.00	24.00	27.50	20.00	
CUMINSEED WHITE NATIONAL	50 GM.	52.00	52.00	54.00	55.00	52.00	52.00	52.00	
PEPPER BLACK NATIONAL	50 GM.	100.00	96.00	100.00	96.00	100.00	100.00	100.00	
CLOVES LOOSE AV.QLTY	50 GM.	100.00	95.00	98.25	70.00	90.83	82.50	80.00	
CARDAMOM LARGE LOOSE AV.QLTY	50 GM.	140.00	110.00	102.50	140.00	167.50	177.50	150.00	
CARDAMOM SMALL AV.QLTY	50 GM.	90.00	100.00	77.50	100.00	82.50	92.50	70.00	
SALT-POWDERED (LAHORI) LOOSE	KG.	10.00	10.00	10.00	10.00	10.00	10.00	10.00	
SALT POWDERED (NATIONAL/SHAN)	PKT	25.00	25.00	25.00	25.00	25.00	25.00	25.00	
CHILLIES POWD.NATIONAL 200GM	PKT	105.00	105.00	105.00	105.00	105.00	105.00	105.00	
CHILLIES POWDER LOOS	KG.	260.00	245.00	250.00	280.00	238.33	245.00	240.00	
CORRIANDER SEED POWD.NATIONAL	PKT	110.00	110.00	104.00	96.00	104.00	104.00	0.00	
CORRIANDER SEED (LOOSE)	KG.	180.00	300.00	290.00	240.00	253.33	270.00	220.00	
TURMERIC POWD.NATIONAL 50GM	PKT.	35.00	35.00	35.00	35.00	35.00	35.00	35.00	
CURRY POWD. NATIONAL 200 GM	PKT.	87.00	87.00	87.00	87.00	87.00	87.00	0.00	
TOMATO KETCHUP AHMED/MITCHL	BOTTLE	100.00	85.00	100.00	90.00	95.00	95.00	85.00	
PICKLES AHMED/MITCHELLES	BOTTLE	100.00	100.00	120.00	105.89	110.00	110.00	115.00	
VINEGAR SYNTHETIC (SIRKA)	BOTTLE	70.00	80.00	100.00	80.00	82.00	85.00	80.00	
GARLIC	KG	300.00	280.00	365.00	320.00	291.67	290.00	260.00	
GINGER	KG	100.00	120.00	115.00	160.00	106.67	122.50	120.00	
TAPAL DANEDAR TEA 200GM PACKET	PKT	157.89	157.89	170.52	157.89	166.31	157.89	0.00	
TEA LIPTON YELLOW LABEL 200GM.	PKT.	157.89	157.89	173.68	157.89	157.89	157.89	0.00	
TEA LOOSE KENYA AV.QLTY 250GM.	PKT.	160.00	150.00	155.00	160.00	125.83	140.00	110.00	
COFFEE-NESCAFE 75 GM. **	BOTTLE	350.00	350.00	310.00	320.00	350.00	350.00	350.00	
COLD DRINK (STANDARD SIZ)	BOTTLE	25.00	25.00	25.00	22.00	20.00	20.00	25.00	

7.11 Intercity Consumer Prices March, 2016

Description	Unit	Wazira- bad	Sialkot	Faisalabad	Jhang	Multan	Muzaffar- garh	D.G. Khan	Contd.
CHINA FOOT WEAR AV. QLTY (MALE) *	PAIR	650.00	475.00	525.00	900.00	516.67	525.00	450.00	
CHINA FOOT WEAR AV. QLTY (FEMALE) *	PAIR	500.00	325.00	325.00	800.00	325.00	325.00	325.00	
CHINA FOOT WEAR AV. QLTY (CHILDREN) *	PAIR	400.00	325.00	250.00	500.00	275.00	225.00	275.00	
SHOE REPAIR HALF SOLE	PAIR	120.00	60.00	130.00	125.00	126.67	72.50	75.00	
SHOES POLISH CHARGES AVERAGE SHOP	PAIR	15.00	10.00	17.50	30.00	17.50	17.50	20.00	
HOUSE RENT (combined)	MONTH	3184.00	6202.00	6003.00	4424.00	6548.00	4619.00	4132.00	
rent 2	pm	3184.00	6202.00	6003.00	4424.00	6548.00	4619.00	4132.00	
RENT3	PM	3184.00	6202.00	6003.00	4424.00	6548.00	4619.00	4132.00	
RENT4	PM	3184.00	6202.00	6003.00	4424.00	6548.00	4619.00	4132.00	
RENT5	PM	3184.00	6202.00	6003.00	4424.00	6548.00	4619.00	4132.00	
RENT6	PM	3184.00	6202.00	6003.00	4424.00	6548.00	4619.00	4132.00	
SYNTHETIC ENEMAL ROBIALAC BALTI 3.64 LTR.	EACH	1700.00	2093.00	1840.00	1900.00	2258.00	2258.00	1686.00	
SYNTHETIC ENEMAL ICI BALTI 3.64 LTR.	EACH	2138.00	2080.00	1860.00	1900.00	2185.00	2185.00	1783.00	
CEMENT (LOCAL) SPECIFY BRAND NAME	BAG	500.00	510.00	500.00	515.00	491.82	495.00	500.00	
BRICKS (NEW) 1ST CLASS	P/1000	8000.00	8400.00	6800.00	7200.00	6716.67	6000.00	5800.00	
CEMENT BLOCKS (6"x8"x12")	P/100	0.00	0.00	0.00	0.00	0.00	0.00	0.00	
BAJREE	100CFT	5000.00	5900.00	5250.00	4000.00	5000.00	3500.00	2600.00	
SAND (BLACK PIT SAND)	K100CFT	1800.00	3100.00	3250.00	2000.00	2000.00	1600.00	1800.00	
TIMBER SHESHAM LOG 1ST QUALITY	cu bmt.	52111.00	63000.00	63558.00	52942.00	86500.00	70620.00	52900.00	
IRON BAR (M.S. BAR) 1/2"	P/TON	63000.00	65500.00	65000.00	60.00	62000.00	60000.00	58000.00	
CARPENTER WAGE RATE	P/DAY	750.00	825.00	600.00	800.00	800.00	725.00	950.00	
MASON (RAJ) WAGE RATE	P/DAY	850.00	1050.00	900.00	800.00	800.00	700.00	950.00	
UNSKILLED LABOUR WAGE RATE	P/DAY	500.00	650.00	500.00	400.00	500.00	425.00	500.00	
PLUMBER WAGE RSTE	P/DAY	750.00	0.00	625.00	800.00	800.00	700.00	950.00	
ELECTICIAN WAGE RATE PER DAY **	P/DAY	700.00	0.00	0.00	800.00	0.00	0.00	0.00	
ELECTICIAN WAGE RATE PER POINT **	P/PNT	150.00	137.50	115.00	115.00	95.00	80.00	70.00	
WATER CHARGES PER HOUSE	P/MONTH	70.00	100.00	128.75	70.00	100.00	0.00	75.00	
ELECT.CHARGES UPTO 50 UNITS	P/UNIT	2.00	2.00	2.00	2.00	2.00	2.00	2.00	
ELECT.CHARGES 01 - 100 UNIT	P/UNIT	6.18	6.18	6.18	6.18	6.18	6.18	6.18	
ELECT.CHARGES 101 - 300 UNIT	P/UNIT	9.54	9.54	9.54	9.54	9.54	9.54	9.54	
ELECT.CHARGES 301 - 1000 UNIT	P/UNIT	16.39	16.39	16.39	16.39	16.39	16.39	16.39	
ELECT.CHARGES ABOVE 1000 UNIT	P/UNIT	18.39	18.39	18.39	18.39	18.39	18.39	18.39	
ELEC	PM	10.50	10.50	10.50	10.50	10.50	10.50	10.50	
GAS CHRGR upto 3.3719 MMBUT	MMBTU	128.70	128.70	128.70	128.70	128.70	128.70	128.70	
GAS CHRGR 3.3719 - 6.7438 MMBUT	MMBTU	257.40	257.40	257.40	257.40	257.40	257.40	257.40	
GAS CHRGR 6.7438 - 10.1157 MMBUT	MMBTU	257.40	257.40	257.40	257.40	257.40	257.40	257.40	
GAS CHRGR 10.1157 - 13.4876 MMBUT	MMBTU	702.00	702.00	702.00	702.00	702.00	702.00	702.00	
GAS	PM	702.00	702.00	702.00	702.00	702.00	702.00	702.00	
GAS	PM	409.50	409.50	409.50	409.50	409.50	409.50	409.50	
KEROSENE OIL	LTR	73.00	77.00	69.00	75.00	67.50	75.00	85.00	
FIREWOOD WHOLE	40 KG.	625.00	675.00	600.00	500.00	606.67	575.00	500.00	
CHAIR SHESHAM WOOD WITH ARMS **	EACH	2200.00	1950.00	1450.00	2000.00	2000.00	1550.00	1500.00	
CHAIR PLASTIC (CHAIRMAN) AVERAGE QUALITY	EACH	500.00	600.00	725.00	850.00	650.00	650.00	575.00	
TABLE SHESHAM WOOD (4X2X5") ***	EACH	10250.00	6500.00	4750.00	4275.00	4800.00	4500.00	3000.00	
SOFASET WOODEN WITH FOAM SEAT **	SET	20000.00	13500.00	17500.00	20000.00	13875.00	12250.00	16000.00	
COT IRON (WITH NIWAR)AV.QLTY.	EACH	1850.00	2000.00	2250.00	2500.00	1850.00	1750.00	1700.00	
ALMIRAH (STEEL) 6'X3' 20 GUAGE	EACH	9000.00	8650.00	9750.00	8000.00	7210.00	7200.00	9000.00	
DINNING TABLE 6 CHAIRS A.QLTY	SET	24000.00	14500.00	17500.00	30000.00	19100.00	17500.00	21000.00	
SINGLE BED WITHOUT FOAM MED.	EACH	9000.00	5500.00	4750.00	8000.00	6125.00	4900.00	4750.00	
MATRESS SINGLE(4"THICK)	EACH	5200.00	3900.00	4970.00	5700.00	5200.00	5200.00	5500.00	
FARSHI DARI 12'X9' AV.QLTY	EACH	925.00	975.00	1125.00	2500.00	1200.00	1300.00	1000.00	
DARI COTTON (6'x2 1/2') AV.QL	EACH	450.00	400.00	512.50	550.00	450.00	600.00	400.00	
CARPET PLAIN AV. QLTY	SQFT.	41.00	35.00	57.50	35.00	62.50	25.00	25.00	
QUILT (LIHAF) 3 KG. COTTON	EACH	1050.00	775.00	1000.00	1200.00	956.25	725.00	500.00	
BLANKET (90" x 54")	EACH	2500.00	3500.00	4750.00	4200.00	3750.00	3750.00	2650.00	
BEDSHEET SINGLE BED SUP.QLTY	EACH	375.00	425.00	825.00	700.00	633.33	525.00	650.00	
BED SHEET DOUBLE WITH TWO PILLOW COVERS SUP QLTY	SET	800.00	1100.00	1625.00	1800.00	1258.33	1150.00	1100.00	
TOWEL(3'x2') AV. QALTY	EACH	175.00	125.00	180.00	300.00	242.00	245.00	200.00	
CEILING FAN 48" SUPER QLTY **	EACH	2400.00	2400.00	2900.00	3000.00	3495.00	3095.00	3095.00	
PEDESTAL FAN 22" SUPER QLTY	EACH	3500.00	3300.00	4500.00	4800.00	5550.00	4750.00	4600.00	
REFG. DAWLENCE 10 CFT. D.DOOR	EACH	31000.00	36200.00	29400.00	30500.00	30300.00	30300.00	31500.00	
D-FREEZER WAVES 8 CFT.	EACH	31000.00	29400.00	28500.00	32000.00	30400.00	30400.00	31000.00	

7.11 Intercity Consumer Prices March, 2016

Description	Unit	Wazira- bad	Sialkot	Faisalabad	Jhang	Multan	Muzaffar- garh	D.G. Khan	Contd.
A/C BUS FARE OUTSIDE CITY	P/KM.	1.45	1.11	1.74	1.56	1.40	1.40	1.40	
MINIBUS FARE MIN.WITH IN CITY	TICKET	10.00	0.00	0.00	0.00	11.00	0.00	0.00	
MINIBUS FARE MAX.WITH IN CITY	TICKET	10.00	0.00	0.00	0.00	24.00	0.00	0.00	
SUZUKI FARE MIN.WITH IN CITY	TICKET	0.00	15.00	15.00	15.00	11.00	0.00	8.00	
SUZUKI FARE MAXIMUM W.IN CITY	TICKET	0.00	20.00	27.50	20.00	23.00	0.00	8.00	
AIR FARE ECONOMY CLASS.	P/KM.	0.00	0.00	19.26	0.00	19.26	0.00	0.00	
POSTAL ENVELOPE DOMESTIC	EACH	8.00	8.00	8.00	8.00	8.00	8.00	8.00	
ENVELOPE FOR SAUDI ARABIA	EACH	50.00	50.00	50.00	50.00	50.00	50.00	50.00	
POSTAL REGISTRATION CHARGES	EACH	28.00	28.00	38.00	38.00	38.00	38.00	38.00	
U.M.S. REG CHARGES MIN.	EACH	59.00	59.00	59.00	59.00	59.00	59.00	59.00	
T.C.S. CH. MIN.WITH IN ZONE	EACH	150.00	110.00	150.00	150.00	150.00	150.00	150.00	
TELEPHONE CHARGES LOCAL CALL	P/CALL	3.94	3.94	3.94	3.94	3.94	3.94	3.94	
TEL CHARGES OUT SIDE CITY	P/CALL	3.94	3.94	3.94	3.94	3.94	3.94	3.94	
INTERNET CHARGES	P/HOUR	20.00	25.00	22.50	50.00	20.00	22.50	20.00	
MOBILE CELL CHARGES	P/UNIT	3.00	3.06	3.00	3.00	3.00	4.00	3.00	
FAX CHARGES (LOCAL)	P/PAGE	30.00	10.00	12.50	40.00	10.00	20.00	15.00	
TELEPHONE SET AV. QLTY	EACH	450.00	300.00	475.00	900.00	775.00	475.00	900.00	
MOBILE SET NOKIA/SONY/ERICSON/SAMSUNG WITHOUT CAMERA	EACH	4250.00	2600.00	2200.00	3650.00	2950.00	2950.00	2600.00	
T.V. 20" COLORED WEGA H-A21.	EACH	18500.00	20000.00	24500.00	17500.00	23500.00	23500.00	23500.00	
T.V 20" COLOR CHINA/KORIA)	EACH	7000.00	13500.00	16900.00	12000.00	15500.00	15500.00	14900.00	
V.C.P. PANASONIC/LG/NAT	EACH	0.00	5450.00	5750.00	0.00	5000.00	0.00	5000.00	
DVD/VCD PLAYER PANASONIC/LG	EACH	4100.00	4500.00	4500.00	6000.00	4500.00	4200.00	4000.00	
RADIO WITH C.PLAYER NATIONAL	EACH	2500.00	2250.00	2175.00	1250.00	3500.00	0.00	3000.00	
PERSONNEL COMPUTER (BRANDED)	EACH	37500.00	35000.00	38870.00	50000.00	48200.00	48200.00	35000.00	
VID. CASSETTE BLK. TDK/SONY	EACH	0.00	100.00	150.00	100.00	180.00	170.00	150.00	
COM. C.D. (TDK/IMATION)	EACH	35.00	42.50	67.50	55.00	60.00	60.00	60.00	
TAPE RECORDER CASSETTE BLANK	EACH	35.00	30.00	70.00	60.00	50.00	42.50	40.00	
VIDEO GAME SEGA 16 BYTE	EACH	0.00	1250.00	1500.00	1150.00	1300.00	0.00	1600.00	
CINEMA A/C. HIGH CLASS	TICKET	0.00	40.00	150.00	0.00	250.00	0.00	0.00	
CINEMA NON-A/C HIGH CLASS	TICKET	0.00	40.00	100.00	30.00	100.00	40.00	35.00	
CABLE CHARGES	PER MONT	300.00	250.00	300.00	300.00	300.00	275.00	350.00	
TV.LICENCE FEE DOMESTIC	YEARLY	420.00	420.00	420.00	420.00	420.00	420.00	420.00	
ENGLISH BOOK CLASS V1	EACH	78.00	78.00	78.00	78.00	78.00	78.00	78.00	
ENGLISH BOOK CLASS IX OR X	EACH	130.00	130.00	130.00	130.00	130.00	130.00	130.00	
ENG. BOOK IST.YR COMPLETE SET	EACH	84.00	84.00	84.00	84.00	84.00	84.00	84.00	
ENGLISH BOOK BA/B.SC	EACH	178.00	178.00	178.00	178.00	178.00	178.00	178.00	
URDU BOOK CLASS V (T.B.BORD)	EACH	71.00	71.00	71.00	71.00	71.00	71.00	71.00	
URDU BOOK CLASS IX/X(T.B.B)	EACH	137.00	137.00	137.00	137.00	137.00	137.00	137.00	
URDU BOOK IST.YEAR/INTER	EACH	53.00	53.00	53.00	53.00	53.00	53.00	53.00	
URDU BOOK BA/B.SC	EACH	140.00	140.00	140.00	140.00	140.00	140.00	140.00	
MATHS BOOK CALSS V (T.B.B)	EACH	84.00	84.00	84.00	84.00	84.00	84.00	84.00	
MATHS BOOK CLASS IX OR X	EACH	270.00	270.00	270.00	270.00	270.00	270.00	270.00	
MATHS BOOK IST.YEAR (T.B.B)	EACH	156.00	156.00	156.00	156.00	156.00	156.00	156.00	
PAKISTAN STUDIES BOOK BA/B.SC	EACH	125.00	125.00	125.00	125.00	125.00	125.00	125.00	
DAILY "DAWN"	P/COPY	19.00	19.00	19.00	19.00	19.00	19.00	19.00	
DAILY "JANG"	P/COPY	12.00	12.00	12.00	12.00	12.00	12.00	12.00	
DAILY "NAWA-E-WAQT"	P/COPY	12.00	12.00	12.00	12.00	12.00	12.00	12.00	
WEEKLY "AKHBAR-E-JAHAN"	P/COPY	55.00	55.00	55.00	55.00	55.00	55.00	55.00	
WEEKLY "MAG"	P/COPY	45.00	45.00	45.00	45.00	45.00	45.00	45.00	
MONTHLY "NAUNEHAL DIGEST"	P/COPY	35.00	35.00	35.00	35.00	35.00	35.00	35.00	
PAPER FOOLSCAPE (27"x17")	QUIRE	30.00	30.00	45.00	55.00	37.50	33.75	27.50	
EXERCISE.BOOK LINED 80/100 PGS	EACH	40.00	80.00	60.00	70.00	32.50	27.50	27.50	
PENCILGOLDFISH/DEER	EACH	7.00	7.00	6.00	7.00	6.50	6.00	6.00	
PEN INK DOLLOR 57 ML BOTTLE	EACH	20.00	25.00	20.00	25.00	20.00	20.00	20.00	
PHOTOSTATE PAPER 70 GM	PRT	380.00	275.00	345.00	360.00	290.00	330.00	360.00	
BALL PEN (local)	EACH	5.00	5.00	5.00	8.00	5.83	6.00	6.00	
FOUNTAIN PEN HERO/WINGS/CHINA	EACH	40.00	40.00	50.00	50.00	45.00	50.00	35.00	
PRIVATE SCHOOL FEE ENGLISH MEDIUM AVERAGE STANDARD (CLASS I)	PER MONTH	1100.00	900.00	1800.00	1400.00	2016.67	766.67	1300.00	
PRIVATE SCHOOL FEE ENGLISH MEDIUM AVERAGE STANDARD (CLASS V)	PER MONTH	1300.00	1000.00	2000.00	1400.00	2250.00	833.33	1350.00	
PRIVATE SCHOOL FEE ENGLISH MEDIUM AVERAGE STANDARD (CLASS VI)	PER MONTH	1500.00	1000.00	2000.00	1500.00	2416.67	966.67	1400.00	
PRIVATE SCHOOL FEE ENGLISH MEDIUM AVERAGE STANDARD (CLASS X)	PER MONTH	1700.00	1200.00	2200.00	1700.00	2683.33	1400.00	2000.00	
PRIVATE MEDICLE COLLEGE FEE MBBS (1ST YEAR)	PER MONTH	0.00	0.00	25000.00	0.00	48750.00	0.00	0.00	

7.11 Intercity Consumer Prices March, 2016

Description	Unit	Wazira- bad	Sialkot	Faisalabad	Jhang	Multan	Muzaffar- garh	D.G. Khan	Contd.
PRIVATE ENGINEERING COLLEGE FEE (ISTR YEAR)	PER MONTH	0.00	0.00	3200.00	0.00	0.00	0.00	0.00	
GOVT. COLLEGE FEE IST. YEAR	MONTH	50.00	50.00	50.00	50.00	50.00	50.00	50.00	
GOVT. COLLEGE FEE 4TH. YEAR	MONTH	60.00	60.00	60.00	60.00	60.00	60.00	60.00	
GOVT. UNIVERSITY FEE MSC.	MONTH	77.50	0.00	70.00	115.00	217.00	217.00	330.00	
GOVT. MED. COLLEGE FEE MBBS	MONTH	873.00	0.00	1250.00	0.00	1250.00	873.00	1250.00	
GOVT. ENGG. COLL. FEE 1 YEAR	MONTH	1558.00	0.00	3200.00	0.00	1666.67	500.00	0.00	
COACHING FEE FOR CLASS IX/X	PER MONTH	500.00	550.00	1200.00	1200.00	800.00	500.00	500.00	
COACHING CHARGES FOR CLASS IST YEAR/INTER (SCIENCE)	PER MONTH	1000.00	1900.00	1700.00	2000.00	1200.00	900.00	1500.00	
COACHING CHARGES FOR CLASS IST YEAR/INTER (COMMERCE)	PER MONTH	1000.00	2400.00	1375.00	2000.00	1133.33	900.00	1000.00	
I.T. TUITION FEES	PER MONTH	3900.00	0.00	1550.00	2000.00	1133.00	0.00	2000.00	
MBA TUITION FEES	PER MONTH	2000.00	0.00	15000.00	0.00	6666.67	0.00	2000.00	
BREAD TANDOORI ST. SIZE	EACH	6.00	7.00	6.00	6.00	6.00	5.50	5.00	
COOKED MUTTON (AV. HOTEL)	PLATE	120.00	125.00	135.00	150.00	105.00	135.00	100.00	
COOKED BEEF (AV. HOTEL)	PLATE	65.00	62.50	72.50	90.00	80.00	80.00	60.00	
COOKED DAL (AV. HOTEL)	PLATE	40.00	32.50	42.50	70.00	40.00	45.00	35.00	
CHICKEN BIRYANI FULL/DOUBLE	PLATE	120.00	120.00	120.00	200.00	131.67	100.00	80.00	
TEA PREPARED (ORDINARY)	CUP	20.00	17.50	20.00	20.00	20.00	17.50	20.00	
HAIRCUT CHARGES FOR MEN	P/CUT	60.00	60.00	62.50	60.00	65.00	55.00	55.00	
BEAUTY PORL HAIR STYL CHARGE	P/STY.	300.00	187.50	212.50	300.00	225.00	190.00	200.00	
SHAVING CHARGES	PER SHV	40.00	40.00	32.50	30.00	30.00	27.50	35.00	
LIPSTICK S.MISS/MEDORA	EACH	110.00	90.00	110.00	120.00	120.00	140.00	110.00	
NAIL POLISH S.MISS/MEDORA	EACH	60.00	52.50	105.00	115.00	100.00	100.00	55.00	
PERFUME MED.SIZE MEDORA/BROACH	EACH	120.00	180.00	200.00	200.00	120.00	120.00	180.00	
HAIR-OIL AMLA/CHAMBELI	BOTTLE	110.00	100.00	120.00	120.00	123.33	120.00	110.00	
TOILET SOAP LUX 95 GRAMS	EACH	33.70	33.04	38.00	33.00	32.00	33.00	33.00	
TOILET SOAP LIFEBOUY 140 GRM	EACH	37.00	37.00	37.00	37.00	35.00	35.00	37.00	
TOILET SOAP SAFEGUARD BATH SIZE	EACH	46.00	46.00	46.00	46.00	46.00	46.00	46.00	
TOOTHPASTE MACKLINES 70 GRM	EACH	50.00	50.00	50.00	50.00	50.00	50.00	50.00	
TOOTHPAST MED SIZE CLGATE 70 GMS	EACH	60.66	70.00	82.50	75.00	75.00	75.00	85.00	
TOOTHBRUSH SHEILD A/PLAUQUE	EACH	45.00	40.00	75.00	60.00	30.00	25.00	35.00	
TOOTHPOWDER DENTONIC 90 GRM	EACH	25.00	25.00	32.00	30.00	30.00	30.00	28.00	
HAIR-COLOUR BEGIN (6 GMS)	EACH	100.00	100.00	100.00	100.00	105.00	105.00	105.00	
HAIR COLOUR (KALAKOLA)	BOTTLE	140.00	120.00	120.00	130.00	130.00	130.00	130.00	
FACECREAM PONDS (MEDIUM)	EACH	120.00	105.00	110.00	120.00	120.00	120.00	110.00	
TALC POWDER VICE ROAY,B.CAT	EACH	135.00	120.00	150.00	150.00	145.00	145.00	145.00	
BLADE TREET ORDINARY 10'S	PKT.	40.00	32.50	30.00	30.00	30.00	30.00	35.00	
BLADE 7-O-CLOCK STAIN. 5'S	PKT.	35.00	30.00	30.00	35.00	35.00	35.00	35.00	
SHAMPOO SUNSILK/PAINTIN 100 ML	BOTTLE	110.00	110.00	110.00	110.00	110.00	110.00	110.00	
BEAUTY CREAM (FAIR & LOVELY)	EACH	185.00	99.00	70.00	185.00	185.00	185.00	115.00	
HAIR REMOVING CREAM (EU-CREAM)	TUBE	65.00	65.00	60.00	65.00	60.00	65.00	65.00	
GEL MEDIUM SIZE	BOTTLE	60.00	65.00	95.00	90.00	100.00	100.00	155.00	
DISPOSABLE RAZOR GILLET-II	EACH	40.00	40.00	37.50	42.00	40.00	40.00	40.00	
SHAVING CREAM TOUCH-ME/ADM.	EACH	65.00	60.00	55.00	65.00	65.00	65.00	65.00	
GOLD TEZABI 24 CT	10 GM.	41925.00	41840.00	42220.00	41752.00	41580.00	41580.00	42440.00	
SILVER TEZABI 24 CT	10 GM.	585.00	625.00	660.00	574.00	574.00	570.00	574.00	
ARTIFICIAL JEWELLARY SET	SET	800.00	200.00	575.00	400.00	656.25	575.00	450.00	
WRIST WATCH GENTS CITIZEN (ORIGINAL) ***	EACH	2500.00	2450.00	5250.00	5000.00	2500.00	2600.00	2500.00	
WRIST WATCH LADIES CITIZEN (ORIGINAL) ***	EACH	2400.00	2450.00	5250.00	5000.00	2500.00	2500.00	2500.00	
WALL CLOCK QUARTZ AV.QLTY	EACH	425.00	310.00	550.00	1000.00	400.00	325.00	550.00	
SUITCASE REXIN (24"x16"x6")	EACH	900.00	692.50	1150.00	1500.00	775.00	725.00	1200.00	
TRUNK MEDIUM SIZE ***	EACH	1500.00	1325.00	1450.00	1400.00	1191.67	1325.00	1500.00	
PURSE LADIES (LEATHER) AVERAGE QUALITY	EACH	750.00	450.00	475.00	900.00	1266.67	1300.00	450.00	

7.11 Intercity Consumer Prices March, 2016

Description	Unit	Vehari	Sargodha	Mianwali	Bahawal-pur	Bahawal-nagar	R.Y. Khan
WHEAT	10 KG.	338.00	335.00	330.00	343.75	331.88	350.00
WHEAT FLOUR FINE/SUPERIOR.	KG.	40.00	42.00	43.00	40.00	42.50	40.00
WHEAT FLOUR AVG. QLTY	KG.	39.50	37.00	38.00	39.00	38.00	39.00
WHEAT FLOUR BAG	10 KG.	386.25	370.00	380.00	390.00	380.00	377.50
MAIDA	KG.	50.00	55.00	50.00	48.00	50.00	50.00
SUJI	KG.	50.00	55.00	52.00	50.00	50.00	50.00
BESAN AV. QLTY.	KG.	122.50	120.00	130.00	130.00	120.00	121.25
RICE BASMATI SUP. QLTY.	KG.	116.25	100.00	120.00	125.00	95.00	110.00
RICE BASMATI 385/386	KG.	47.50	60.00	80.00	95.00	60.00	60.00
RICE BASMATI BROKEN AV.QLTY	KG.	61.25	52.50	60.00	55.00	50.00	65.00
RICE IRRI-6 (SINDH/PUNJAB)	KG.	40.00	52.50	45.00	47.50	40.00	35.00
VERMICELLI	KG.	80.00	70.00	90.00	85.00	80.00	80.00
BREAD PLAIN MEDIUM SIZE	EACH	60.00	40.00	40.00	45.00	40.00	35.00
RUSK (PAPAY)	KG.	200.00	195.00	200.00	220.00	190.00	200.00
BISCUITS-PACKED	PKT	35.00	35.00	35.00	35.00	35.00	35.00
BISCUIT-BAKERY (LOOSE)	250 GM	82.50	80.00	80.00	90.00	70.00	75.00
CORNFLAKS FAUJI 225 GM.	PKT	171.00	196.00	200.00	180.00	180.00	176.40
SAMOSAS (VEGATABLE)	EACH	15.00	17.50	20.00	10.00	20.00	15.00
PASTRY AV.QLTY.	EACH	30.00	30.00	30.00	35.00	25.00	30.00
PATTIES (VEGATABLES)	EACH	15.00	30.00	30.00	20.00	20.00	25.00
NIMCO	250 GM	70.00	60.00	80.00	60.00	80.00	100.00
CHIPS	250 GM	63.75	100.00	40.00	70.00	60.00	128.00
BEEF WITH BONE AV.QLTY.	KG	270.00	290.00	300.00	300.00	280.00	260.00
MUTTON AV.QLTY.	KG	500.00	600.00	500.00	600.00	550.00	500.00
CHICKEN FARM BROILER (LIVE)	KG	180.00	132.50	130.00	134.00	132.00	132.00
FISH-RAHU MEDIUM SIZE	KG	290.00	235.00	350.00	290.00	255.00	280.00
MILK FRESH (UNBOILED)	LTR.	67.50	65.00	60.00	62.50	65.00	60.00
CURD	KG.	77.50	80.00	80.00	80.00	80.00	80.00
MILK TETRA PACK 1/2 LTR.	PKT.	60.00	60.00	60.00	60.00	60.00	60.00
LACTOGEN 400 GRAMS	PKT.	437.50	432.50	435.00	435.00	435.00	435.00
POWDER MILK NIDO 400GM.	PKT	380.00	380.00	380.00	380.00	380.00	375.00
MILK POWDER LOOSE/PACKED	KG.	450.00	525.00	450.00	475.00	550.00	480.00
BUTTER LOCAL PACKED	50 GM.	30.00	30.00	40.00	40.00	21.42	25.00
EGGS FARM	DOZ	67.50	75.00	75.00	72.00	70.00	70.00
MUSTARD OIL AV.QLTY.	KG.	152.50	175.00	180.00	160.00	180.00	180.00
COOKING OIL (DALDA)	2.5LTR	445.00	445.00	445.00	445.00	445.00	465.00
COOKING OIL (PAKWAN) OTHER BRAND SPECIFY	2.5 LTR	410.00	340.00	400.00	395.00	429.16	355.00
VEGETABLE GHEE TIN	2.5KG.	441.25	440.00	440.00	440.00	440.00	460.00
VEGETABLE GHEE (LOOSE)	KG.	162.50	128.00	110.00	145.00	130.00	142.00
DATES AV.QLTY.	KG.	180.00	145.00	200.00	190.00	200.00	160.00
PISTACHIO AV.QLTY.	50 GM.	127.50	120.00	90.00	105.00	120.00	110.00
ALMONDS WHOLE AV.QLTY.	KG.	775.00	500.00	450.00	425.00	700.00	650.00
COCONUT DRY AV.QLTY.	KG.	285.00	270.00	240.00	272.50	240.00	260.00
RAISINS AV.QLTY.	50 GM.	22.50	20.00	20.00	23.00	20.00	18.00
GROUNDNUTS (WITH SHELL)	KG.	160.00	210.00	180.00	230.00	160.00	180.00
MALTA/MOSAMBI	DOZ	150.00	80.00	100.00	170.00	190.00	120.00
KINNU	DOZ	120.00	60.00	80.00	130.00	110.00	120.00
APPLE	KG	145.00	75.00	120.00	115.00	132.50	100.00
ALOO BUKHARA	KG	0.00	0.00	0.00	0.00	0.00	0.00
POMEGRANATE (ANNAR)	KG	290.00	265.00	300.00	290.00	300.00	400.00
GRAPES	KG	0.00	0.00	0.00	0.00	0.00	0.00
BANANAS	DOZ	75.00	60.00	70.00	60.00	55.00	60.00
MANGO KALMI	KG	0.00	0.00	0.00	0.00	0.00	0.00
GUAVA	KG	75.00	80.00	70.00	95.00	55.00	50.00
WATERMELON (TURBOOZ)	KG	0.00	0.00	0.00	0.00	0.00	0.00
MUSKMELON (KHARBOOZA)	KG	0.00	0.00	0.00	0.00	0.00	0.00
SWEETMELON (GARMA)	KG	0.00	0.00	0.00	0.00	0.00	0.00
PULSE MASOOR (WHOLE)	KG.	135.00	135.00	175.00	130.00	132.50	120.00
PULSE MASOOR (WASHED)	KG.	145.00	155.00	180.00	140.00	120.00	140.00
PULSE MOONG (WASHED)	KG.	160.00	145.00	160.00	155.00	155.00	150.00
PULSE MASH (WASHED)	KG.	280.00	265.00	260.00	275.00	262.50	260.00
PULSE GRAM	KG.	132.50	105.00	130.00	120.00	120.00	115.00
GRAM WHOLE BLACK AV QLTY.	KG.	125.00	105.00	110.00	107.50	110.00	110.00

Contd.

7.11 Intercity Consumer Prices March, 2016

Description	Unit	Vehari	Sargodha	Mianwali	Bahawal-pur	Bahawal-nagar	R.Y. Khan
WHEAT	10 KG.	338.00	335.00	330.00	343.75	331.88	350.00
GRAM WHOLE YELLOW AV.QLTY	KG.	140.00	120.00	120.00	120.00	130.00	125.00
BEANS (LAL LOBIA)	KG.	165.00	145.00	160.00	150.00	150.00	140.00
POTATOES	KG	12.50	13.50	16.00	16.50	15.00	15.00
ONION	KG	37.50	35.00	40.00	42.50	40.00	35.00
TURNIP	KG	17.50	27.50	17.50	20.00	20.00	20.00
RADISH	KG	17.50	20.00	20.00	20.00	17.50	20.00
TOMATOES	KG	35.00	20.00	30.00	30.00	30.00	30.00
CABBAGE	KG	17.50	27.50	30.00	22.50	22.50	20.00
CAULIFLOWER	KG	27.50	35.00	30.00	22.50	27.50	20.00
BRINJAL	KG	0.00	0.00	0.00	0.00	0.00	0.00
PUMPKIN	KG	0.00	0.00	0.00	0.00	0.00	0.00
BOTTLEGOURD	KG	0.00	0.00	0.00	0.00	0.00	0.00
LADY FINGER	KG	0.00	0.00	0.00	0.00	0.00	0.00
PEAS	KG	40.00	60.00	60.00	47.50	55.00	40.00
SPINACH	KG	12.50	20.00	20.00	17.50	20.00	20.00
TINDA	KG	0.00	0.00	0.00	0.00	0.00	0.00
TURAI	KG	0.00	0.00	0.00	0.00	0.00	0.00
KARAILA	KG	0.00	0.00	0.00	0.00	0.00	0.00
ARVI	KG	0.00	0.00	0.00	0.00	0.00	0.00
CHILLIES GREEN	KG	100.00	120.00	80.00	75.00	90.00	80.00
CARROT	KG	20.00	27.50	20.00	17.50	10.00	20.00
CUCUMBER (KHEERA)	KG	30.00	20.00	35.00	22.50	20.00	20.00
LEMON	250GM	27.50	22.50	30.00	22.50	22.50	30.00
SUGAR REFINED	KG.	62.00	62.00	62.00	65.00	62.00	60.00
GUR AV.QLTY	KG.	80.00	80.00	100.00	72.50	80.00	80.00
HONEY LANGANESE 500 GM.	BOTTLE	910.00	890.00	850.00	850.00	850.00	800.00
MILO 200 GM.	BOTTLE	251.25	220.00	240.00	220.00	218.18	195.00
CUSTARD POWDER RAFHAN 300 GM.	PKT	80.00	80.00	75.00	80.00	75.00	100.00
TOFFEE (HILAL)	EACH	2.00	2.00	1.00	1.00	2.00	2.00
CHOWKELATE CANDY (SMALL SIZE)	EACH	5.00	5.00	6.00	5.00	5.00	5.00
SWEETMEAT (MIXED)	KG	320.00	270.00	300.00	335.00	280.00	340.00
ICE CREAM WALLS	CUP.	40.00	40.00	40.00	40.00	40.00	40.00
ICE	KG	5.50	10.00	5.00	7.50	10.00	8.00
JAM AHMED/MITCHELLES	BOTTLE	140.00	135.00	140.00	140.00	140.00	140.00
SQUASH-MITCHELLES	BOTTLE	147.50	150.00	160.00	160.00	150.00	130.00
ROOH AFZA	BOTTLE	150.00	160.00	160.00	150.00	160.00	150.00
JAM-E-SHIREEN	BOTTLE	160.00	165.00	160.00	170.00	170.00	160.00
SAUNF	50 GM	17.50	15.00	20.00	22.00	20.00	15.00
CINAMON LOOSE AV. QLTY	50 GM.	20.00	30.00	20.00	20.00	30.00	25.00
CUMINSEED WHITE NATIONAL	50 GM.	54.00	52.00	52.00	52.00	55.00	54.00
PEPPER BLACK NATIONAL	50 GM.	100.00	100.00	100.00	100.00	100.00	100.00
CLOVES LOOSE AV.QLTY	50 GM.	100.00	120.00	100.00	105.00	80.00	80.00
CARDAMOM LARGE LOOSE AV.QLTY	50 GM.	165.00	190.00	120.00	137.50	130.00	170.00
CARDAMOM SMALL AV.QLTY	50 GM.	125.00	100.00	120.00	115.00	100.00	100.00
SALT-POWDERED (LAHORI) LOOSE	KG.	11.00	10.00	10.00	12.00	10.00	10.00
SALT POWDERED (NATIONAL/SHAN)	PKT	25.00	25.00	25.00	25.00	25.00	25.00
CHILLIES POWD.NATIONAL 200GM	PKT	105.00	105.00	105.00	105.00	105.00	105.00
CHILLIES POWDER LOOS	KG.	260.00	290.00	330.00	225.00	240.00	280.00
CORRIANDER SEED POWD.NATIONAL	PKT	104.00	58.00	104.00	104.00	78.00	78.00
CORRIANDER SEED (LOOSE)	KG.	290.00	290.00	320.00	312.50	200.00	280.00
TURMERIC POWD.NATIONAL 50GM	PKT.	35.00	35.00	35.00	35.00	35.00	35.00
CURRY POWD. NATIONAL 200 GM	PKT.	87.00	87.00	87.00	87.00	86.00	86.00
TOMATO KETCHUP AHMED/MITCHL	BOTTLE	100.00	95.00	90.00	70.00	120.00	120.00
PICKLES AHMED/MITCHELLES	BOTTLE	130.00	105.00	110.00	105.00	120.00	120.00
VINEGAR SYNTHETIC (SIRKA)	BOTTLE	85.00	50.00	70.00	50.00	90.00	85.00
GARLIC	KG	235.00	280.00	240.00	280.00	320.00	300.00
GINGER	KG	100.00	100.00	200.00	135.00	110.00	120.00
TAPAL DANEDAR TEA 200GM PACKET	PKT	174.00	157.89	158.00	157.89	157.89	158.00
TEA LIPTON YELLOW LABEL 200GM.	PKT.	150.00	157.89	168.00	157.89	157.89	158.00
TEA LOOSE KENYA AV.QLTY 250GM.	PKT.	180.00	145.00	150.00	132.50	140.00	120.00
COFFEE-NESCAFE 75 GM. **	BOTTLE	345.00	315.00	320.00	330.00	360.00	330.00
COLD DRINK (STANDARD SIZ)	BOTTLE	22.00	25.00	25.00	25.00	25.00	25.00

Contd.

7.11 Intercity Consumer Prices March, 2016

Description	Unit	Vehari	Sargodha	Mianwali	Bahawal-pur	Bahawal-nagar	R.Y. Khan
WHEAT	10 KG.	338.00	335.00	330.00	343.75	331.88	350.00
FRUIT JUICE TETRA PACK	PKT.	20.00	22.50	20.00	15.00	20.00	15.00
MINERAL WATER NESTLE 1.5 LTR	BOTTLE	50.00	50.00	50.00	50.00	50.00	50.00
CIGARETTES K-2 10'S **	PKT	60.00	60.00	0.00	57.00	55.00	60.00
CIGARETTES CAPSTAN 10'S **	PKT	65.00	65.00	65.00	65.00	60.00	65.00
CIGARETTES GOLD LEAF 20'S	PKT	120.00	122.50	120.00	120.00	120.00	125.00
CIGARETTES MORVEN GOLD 20'S	PKT	65.00	65.00	65.00	65.00	60.00	65.00
BETEL LEAVES	50GM.	90.00	75.00	75.00	105.00	80.00	60.00
BETEL NUTS	KG.	360.00	310.00	290.00	355.00	340.00	320.00
LONG CLOTH 57" GUL AHMED/AL-KARAM	METER	195.00	235.00	200.00	180.00	270.00	270.00
SHIRTING AV.QLTY.	METER	190.00	140.00	150.00	115.00	200.00	220.00
PANT CLOTH W & WEAR AV.QLTY	METER	550.00	550.00	400.00	525.00	550.00	500.00
LAWN PRINTED GUL AHMED/AL-KARAM	METER	280.00	360.00	200.00	366.00	360.00	360.00
GEORGETTE AV.QLTY	METER	285.00	162.50	105.00	110.00	250.00	225.00
LINEN AV.QLTY ***	METER	247.50	145.00	140.00	125.00	260.00	260.00
HEAVY WT SUITING LAWERNCPUR AVG QLTY	METER	1200.00	950.00	950.00	1600.00	1500.00	1300.00
HEAVY WT SUITING LAWERNCPUR SUP QLTY	METER	1950.00	1350.00	1200.00	2255.00	2000.00	1600.00
TROPICAL SUITING LAW.PUR	METER	1000.00	1100.00	950.00	1470.00	1400.00	1100.00
PANT BOY 24"/26" LENGTH.	EACH	662.50	450.00	350.00	462.50	550.00	500.00
SHIRT BOY 24"/26" LENGTH	EACH	425.00	300.00	275.00	387.50	490.00	490.00
SCHOOL UNI. PANT,SHIRT BOYS	SUIT	462.50	500.00	600.00	725.00	925.00	925.00
SCHOOL UNI. KAMEEZ,SHAL.BOYS	SUIT	500.00	550.00	600.00	725.00	900.00	700.00
SCHOOL UNI. KAMEEZ,SHAL.GIRL	SUIT	450.00	550.00	700.00	687.50	900.00	800.00
FROCK W/WEAR GIRLS	EACH	825.00	1000.00	1000.00	2700.00	1500.00	995.00
AWAMI-SUIT W & W(BOY) 24"/26	SUIT	875.00	750.00	1400.00	775.00	1562.50	1550.00
AWAMI-SUIT W&W (GENTS)AV.QLTY	SUIT	1250.00	1900.00	1400.00	1150.00	1800.00	1585.00
PULLOVER GENTS OXFORD/BON.	EACH	3000.00	3300.00	2300.00	2890.00	3190.00	3190.00
PULLOVER LADIES OXFORD/BON.	EACH	3000.00	2300.00	2300.00	2500.00	3090.00	2890.00
PULLOVER (GENTS) OTHERS A.QTY	EACH	650.00	925.00	800.00	950.00	1400.00	800.00
SECOND-HAND COAT FOR MEN	EACH	175.00	250.00	420.00	1150.00	700.00	425.00
SECONDHAND SWEETER FOR MEN DUP QLTY	EACH	100.00	225.00	150.00	425.00	400.00	175.00
SECONDHAND WINTER JACKET	EACH	225.00	325.00	300.00	650.00	500.00	325.00
UNDERWEAR AV.QLTY MEDIUM SIZE	EACH	87.50	130.00	150.00	110.00	225.00	225.00
VEST FOR MEN AV.QLTY.	EACH	115.00	110.00	170.00	187.50	220.00	230.00
VEST/SHAMEEZ (WOMEN) AVG. QLTY	EACH	137.50	100.00	150.00	175.00	200.00	175.00
SOCKS NYLON (PAKISTANI)	PAIR	77.50	110.00	100.00	115.00	120.00	125.00
BRASSIER AV.QLTY.	EACH	97.50	110.00	200.00	160.00	240.00	245.00
BRASSIER SUP QLTY	EACH	250.00	425.00	600.00	387.50	650.00	650.00
DOPATTA GEORGETTE AV.QLTY.	EACH	375.00	260.00	200.00	337.50	450.00	412.50
DOPATTA COTTON AV GLTY	EACH	245.00	250.00	180.00	337.50	400.00	250.00
CHADDAR (W/WEAR) (2x2.5 MTR)	EACH	462.50	350.00	300.00	425.00	650.00	450.00
LUNGI/DHOTI(COTTON) AVG. QLTY	EACH	340.00	275.00	295.00	287.50	400.00	300.00
HANDKERCHIEF AVG. QLTY PAK	EACH	40.00	35.00	50.00	32.50	60.00	35.00
HANDKERCHIEF SUP. QLTY PAK	EACH	60.00	65.00	60.00	95.00	70.00	60.00
GLOVES AV QLTY	PAIR	72.50	110.00	115.00	115.00	150.00	175.00
AZARBAND COTTON AVG. QLTY	EACH	17.50	17.50	15.00	15.00	15.00	15.00
SEWING THREAD/REEL(ASLI PARI)	EACH	10.00	6.50	6.00	5.00	6.00	6.00
WASHING CHARGES PAINT & SHIRT	SUIT	100.00	155.00	150.00	125.00	70.00	70.00
DRY CLEANING SUIT COAT PANT	SUIT	337.50	375.00	392.50	487.50	350.00	400.00
WASHING CH. (KAMIZ-SHALWAR)	PAIR	80.00	90.00	70.00	95.00	60.00	70.00
TAILORING SHIRT	EACH	425.00	375.00	300.00	475.00	300.00	500.00
TAILORING CHARGES PANT (MEN)	EACH	675.00	750.00	500.00	650.00	500.00	500.00
TAILORING COAT-PANT SUIT	SUIT	5750.00	3750.00	3050.00	5750.00	4000.00	4000.00
TAILORING AWAMI-SUIT (MALE)	SUIT	425.00	550.00	500.00	600.00	500.00	650.00
TAILORING SUIT FEMALE	SUIT	400.00	550.00	300.00	525.00	400.00	500.00
GENTS SHOES PAUL BATA	PAIR	1199.00	1199.00	1199.00	1199.00	1199.00	1199.00
GENTS SANDAL BATA	PAIR	699.00	699.00	699.00	699.00	699.00	699.00
GENTS SPOUNG CHAPPAL BATA	PAIR	179.00	179.00	179.00	179.00	179.00	179.00
LADIES SANDAL BATA	PAIR	499.00	499.00	499.00	499.00	499.00	499.00
LADIES SPOUNG CHAPPAL BATA	PAIR	179.00	179.00	179.00	179.00	179.00	179.00
CHILD SHOE POWER LITE BATA	PAIR	599.00	599.00	599.00	599.00	599.00	599.00
GENTS SHOE, ART 1109 SERVICE	PAIR	999.00	999.00	999.00	999.00	999.00	999.00
NYLON JOGGER 27 SIZE 2-5 ***	PAIR	1299.00	1299.00	1299.00	1299.00	1299.00	1299.00

Contd.

7.11 Intercity Consumer Prices March, 2016

Description	Unit	Vehari	Sargodha	Mianwali	Bahawal-pur	Bahawal-nagar	R.Y. Khan
WHEAT	10 KG.	338.00	335.00	330.00	343.75	331.88	350.00
CHINA FOOT WEAR AV. QLTY (MALE) *	PAIR	675.00	575.00	400.00	1150.00	500.00	500.00
CHINA FOOT WEAR AV. QLTY (FEMALE) *	PAIR	387.50	550.00	400.00	1150.00	400.00	400.00
CHINA FOOT WEAR AV. QLTY (CHILDREN) *	PAIR	325.00	400.00	400.00	875.00	400.00	400.00
SHOE REPAIR HALF SOLE	PAIR	65.00	150.00	80.00	110.00	100.00	100.00
SHOES POLISH CHARGES AVERAGE SHOP	PAIR	20.00	20.00	15.00	20.00	20.00	25.00
HOUSE RENT (combined)	MONTH	4910.00	6423.00	3825.00	7498.00	4441.00	4256.00
rent 2	pm	4910.00	6423.00	3825.00	7498.00	4441.00	4256.00
RENT3	PM	4910.00	6423.00	3825.00	7498.00	4441.00	4256.00
RENT4	PM	4910.00	6423.00	3825.00	7498.00	4441.00	4256.00
RENT5	PM	4910.00	6423.00	3825.00	7498.00	4441.00	4256.00
RENT6	PM	4910.00	6423.00	3825.00	7498.00	4441.00	4256.00
SYNTHETIC ENEMAL ROBIALAC BALTI 3.64 LTR.	EACH	2258.00	1947.74	1700.00	2258.00	2258.00	2191.87
SYNTHETIC ENEMAL ICI BALTI 3.64 LTR.	EACH	2185.00	1938.84	1975.00	2184.00	2191.00	2185.00
CEMENT (LOCAL) SPECIFY BRAND NAME	BAG	495.00	487.50	500.00	500.00	490.00	480.00
BRICKS (NEW) IST CLASS	P/1000	5250.00	7000.00	4900.00	5000.00	4700.00	6000.00
CEMENT BLOCKS (6"x8"x12")	P/100	0.00	0.00	0.00	0.00	0.00	0.00
BAJREE	100CFT	5050.00	3700.00	2500.00	5000.00	5500.00	5500.00
SAND (BLACK PIT SAND)	K100CFT	1600.00	1450.00	2500.00	2150.00	2000.00	2500.00
TIMBER SHESHAM LOG IST QUALITY	cbmt.	47674.00	63566.00	44000.00	49440.50	56501.00	56494.00
IRON BAR (M.S. BAR) 1/2"	P/TON	73250.00	62000.00	72000.00	69500.00	60000.00	58000.00
CARPANTER WAGE RATE	P/DAY	575.00	800.00	900.00	675.00	700.00	800.00
MASON (RAJ) WAGE RATE	P/DAY	687.50	950.00	900.00	775.00	700.00	800.00
UNSKILLED LABOUR WAGE RATE	P/DAY	350.00	600.00	450.00	450.00	400.00	400.00
PLUMBER WAGE RSTE	P/DAY	700.00	1000.00	900.00	675.00	700.00	800.00
ELECTICIAN WAGE RATE PER DAY **	P/DAY	650.00	900.00	900.00	0.00	700.00	0.00
ELECTICIAN WAGE RATE PER POINT **	P/PNT	70.00	110.00	75.00	100.00	100.00	100.00
WATER CHARGES PER HOUSE	P/MONTH	50.00	125.00	65.00	60.00	100.00	70.00
ELECT.CHARGES UPTO 50 UNITS	P/UNIT	2.00	2.00	0.00	2.00	2.00	1.87
ELECT.CHARGES 01 - 100 UNIT	P/UNIT	6.18	6.18	6.18	6.18	6.18	6.18
ELECT.CHARGES 101 - 300 UNIT	P/UNIT	9.54	9.54	9.54	9.54	9.54	9.54
ELECT.CHARGES 301 - 1000 UNIT	P/UNIT	16.39	16.39	16.39	16.39	16.39	16.39
ELECT.CHARGES ABOVE 1000 UNIT	P/UNIT	18.39	18.39	18.39	18.39	18.39	18.39
ELEC	PM	10.50	10.50	10.50	10.50	10.50	10.50
GAS CHRg upto 3.3719 MMBTU	MMBTU	0.00	128.70	0.00	128.70	0.00	128.70
GAS CHRg 3.3719 - 6.7438 MMBTU	MMBTU	0.00	257.40	0.00	257.40	0.00	257.40
GAS CHRg 6.7438 - 10.1157 MMBTU	MMBTU	0.00	257.40	0.00	257.40	0.00	257.40
GAS CHRg10.1157 - 13.4876 MMBTU	MMBTU	0.00	702.00	0.00	702.00	0.00	702.00
GAS	PM	0.00	702.00	0.00	702.00	0.00	702.00
GAS	PM	0.00	409.50	0.00	409.50	0.00	409.50
KEROSENE OIL	LTR	70.00	75.00	90.00	66.00	80.00	80.00
FIREWOOD WHOLE	40 KG.	470.00	500.00	350.00	625.00	550.00	500.00
CHAIR SHESHAM WOOD WITH ARMS **	EACH	2025.00	2800.00	1800.00	2900.00	3000.00	1400.00
CHAIR PLASTIC (CHAIRMAN) AVERAGE QUALITY	EACH	650.00	950.00	800.00	1450.00	850.00	850.00
TABLE SHESHAM WOOD (4X2X5") ***	EACH	3000.00	4000.00	3600.00	7800.00	10000.00	6000.00
SOFASET WOODEN WITH FOAM SEAT **	SET	15000.00	18000.00	15000.00	28500.00	18000.00	20000.00
COT IRON (WITH NIWAR)AV.QLTY.	EACH	1450.00	2000.00	2000.00	3900.00	2300.00	2500.00
ALMIRAH (STEEL) 6'X3' 20 GUAGE	EACH	12000.00	11000.00	8500.00	14500.00	12000.00	8000.00
DINNING TABLE 6 CHAIRS A.QLTY	SET	25000.00	24500.00	12000.00	33000.00	25000.00	30000.00
SINGLE BED WITHOUT FOAM MED.	EACH	5750.00	5750.00	4000.00	9250.00	7000.00	6500.00
MATRESS SINGLE(4"THICK)	EACH	5250.00	5000.00	4500.00	5700.00	5700.00	5700.00
FARSHI DARI 12'X9' AV.QLTY	EACH	1275.00	1350.00	1500.00	1950.00	1500.00	1300.00
DARI COTTON (6'x2 1/2') AV.QL	EACH	375.00	550.00	725.00	1550.00	1200.00	450.00
CARPET PLAIN AV. QLTY	SQFT.	25.00	37.50	55.00	27.50	42.00	35.00
QUILT (LIHAF) 3 KG. COTTON	EACH	950.00	1650.00	1000.00	1350.00	1200.00	800.00
BLANKET (90" x 54")	EACH	4750.00	4750.00	3200.00	4900.00	4400.00	4000.00
BEDSHEET SINGLE BED SUP.QLTY	EACH	625.00	750.00	500.00	1450.00	800.00	500.00
BED SHEET DOUBLE WITH TWO PILLOW COVERS SUP QLTY	SET	1225.00	1350.00	850.00	2250.00	2500.00	1800.00
TOWEL(3'x2') AV. QALTY	EACH	285.00	190.00	280.00	187.50	450.00	300.00
CELING FAN 48" SUPER QLTY **	EACH	3095.00	3500.00	3350.00	2600.00	3295.00	3000.00
PEDESTAL FAN 22" SUPER QLTY	EACH	4750.00	4100.00	3500.00	4000.00	4850.00	4200.00
REFG. DAWLENCE 10 CFT. D.DOOR	EACH	30400.00	33000.00	28500.00	30500.00	32100.00	30500.00
D-FREEZER WAVES 8 CFT.	EACH	30200.00	29750.00	25000.00	31000.00	30400.00	31000.00

Contd.

7.11 Intercity Consumer Prices March, 2016

Description	Unit	Vehari	Sargodha	Mianwali	Bahawal-pur	Bahawal-nagar	R.Y. Khan
WHEAT	10 KG.	338.00	335.00	330.00	343.75	331.88	350.00
AIRCONDITIONER 1.5 TON PEL	EACH	35000.00	35000.00	41000.00	38500.00	38500.00	41000.00
SPLIT AIR CONDITIONER 1.5 TON (SPECIFY BRAND NAME)	EACH	43875.00	43000.00	41000.00	46000.00	49000.00	43000.00
AIRCOOLER SUPER ASIA	EACH	14500.00	13500.00	10000.00	14600.00	15500.00	11375.00
WASHING MACHINE SINGER	EACH	15600.00	15900.00	15000.00	15900.00	15600.00	14700.00
SEWING MACHINE(SINGER)	EACH	6210.00	5810.00	5210.00	6095.00	6200.00	6260.00
GIZER LARGE SIZE 30 GALLON CAPACITY SUP QLTY	EACH	23000.00	19500.00	14800.00	18000.00	17500.00	20900.00
GAS BURNER DOUBLE SPFY.BRAND	EACH	1650.00	1800.00	1550.00	1750.00	2200.00	2000.00
ELECT. IRON PHILIPS MDL.1120	EACH	2250.00	2500.00	1600.00	1400.00	2100.00	2200.00
ELECTRIC JUICER FOR APPLE	EACH	8250.00	4250.00	6375.00	4800.00	6000.00	4500.00
S.STEEL DEGHCHI MEDIUM SIZE ***	EACH	743.75	475.00	525.00	1150.00	570.00	570.00
ALUMINIUM COOKING PAN (DEGCHI) MED SIZE	EACH	595.00	475.00	500.00	1050.00	1500.00	1500.00
NON STICK COOKING PAN (DEGCHI) SUP. QLTY	EACH	772.50	825.00	800.00	2100.00	1600.00	1600.00
FRYING PAN STEEL AVG. QLTY MED. SIZE	EACH	270.00	225.00	350.00	700.00	570.00	570.00
TAWA IORN (MEDIUM SIZE) AVG. QLTY	EACH	242.50	237.50	350.00	350.00	350.00	235.00
S.STEEL PLATE A.QLTY.(M.SIZE)	EACH	72.50	65.00	90.00	95.00	75.00	75.00
TABLE SPOON S.STEEL SUP.QLTY.	DOZEN	437.50	525.00	300.00	587.50	450.00	360.00
WATER SET JUG+6 GLASSES (OMROC)	SET	520.00	800.00	600.00	675.00	450.00	456.00
TEA SET PAK. CHINAWARE 21 PCS.	SET	2100.00	1900.00	1500.00	2300.00	2000.00	1950.00
DINNER SET PLASTIC 72 PIECES SUPERIOR QLTY	SET	5550.00	5250.00	7000.00	7250.00	7800.00	7800.00
HOTPOT SET PLASTIC 3 PCS.	SET	1500.00	1350.00	1200.00	2050.00	1250.00	1250.00
BUCKET(BALTI) PLASTIC MED.SIZ	EACH	325.00	375.00	300.00	462.50	370.00	220.00
LOTA PLASTIC (MED SIZE) AVERAGE QUALITY	EACH	55.00	50.00	70.00	75.00	80.00	50.00
PRESURE COOKER 4 LTR.	EACH	1637.50	1300.00	1225.00	2100.00	1580.00	1580.00
WATER COOLER 9/10 LTR.PLASTIC ***	EACH	637.50	675.00	800.00	975.00	600.00	480.00
THERMOS STARVAC 1 LTR	EACH	475.00	450.00	400.00	600.00	450.00	450.00
BULB PHILIPS 100-WATTS	EACH	31.25	30.00	25.00	30.00	30.00	30.00
TUBE LIGHT PHILIPS 40 WATTS	EACH	100.00	100.00	110.00	100.00	100.00	100.00
ELECTRIC BLUBS "0" WATTE LOCAL	EACH	20.00	27.50	20.00	20.00	20.00	25.00
ELECTRIC BLUB ENERGY SAVER 14 WATTS	EACH	160.00	175.00	150.00	167.50	170.00	175.00
WASHING SOAP 250 GMS SPECIFY BRAND NAME	EACH	40.00	40.00	35.00	40.00	40.00	40.00
SURF EXCEL 400 GMS POLY BAG	EACH	125.00	100.00	125.00	100.00	100.00	125.00
WASHING POWDER 1000 GRM	EACH	185.00	185.00	185.00	185.00	185.00	185.00
WASHING POWDER (WHEEL/ BONUS) 100 GRAMS	EACH	90.00	90.00	90.00	90.00	95.00	90.00
CLEANSER POWDER VIM 1000 GM	PKT.	75.00	77.77	72.00	83.33	83.33	83.30
FINIS 500 ML	BOTTLE	160.00	218.75	155.00	237.50	180.00	180.00
PHNYLE TYPHONE/FINIS/CARRANITE 3 LITRES	BOTTLE	145.00	150.00	170.00	165.00	150.00	160.00
HARPIC	BOTTLE	146.25	210.00	145.00	150.00	150.00	150.00
BOOT POLISH CHERRY/KIWI 50ML	EACH	119.40	105.00	100.00	119.05	100.00	100.00
ROBIN BLUE (35 GRAMS)	PKT.	50.00	50.00	50.00	50.00	50.00	50.00
TISSU PAPER PERFUMED 100 PCS.	PKT	105.00	105.00	125.00	110.00	120.00	105.00
TOILET PAPER ROLL (R.PETEL)	P/ROLL	40.00	37.50	40.00	40.00	40.00	40.00
BOOT POLISH LIQUID CHEERY BLOSSOM KIWI 75 ML	BOTTLE	150.00	150.00	150.00	150.00	150.00	150.00
MATCH BOX SMALL	EACH	3.00	2.50	2.00	2.50	2.00	2.00
DRY CELL 1.5 VOLT(LOCAL)	EACH	25.00	22.50	25.00	20.00	30.00	25.00
HAND STITCHING NEEDLE M.SIZE	PACKET	10.00	10.00	9.00	10.00	6.00	6.00
SEWING MACHINE NEEDLE (SINGER)	EACH	5.00	5.00	5.00	5.00	8.50	8.50
HOUSEHOLD SERVANT FEMALE P/T	P/MNTH	1500.00	3750.00	2500.00	2000.00	2000.00	1200.00
MARRIAGE HALL WITH FURNITURE	P/HEAD	110.00	170.00	60.00	95.00	105.00	90.00
SEPTRAN TABLETS	10TAB.	16.10	15.00	16.07	16.00	16.30	16.00
BRUFEN TABS 200-MG.	10TAB.	8.60	10.00	10.00	10.00	10.00	10.00
PANADOL TAB. EXTRA/PLAIN	10TAB.	12.00	10.00	12.00	12.00	12.00	12.00
DISPRIN TAB.	10TAB.	12.20	12.00	12.00	13.00	12.40	12.40
TRISIL TAB.	10 TAB	10.00	10.00	10.00	10.00	10.00	10.00
FLAGYL TAB. 200 MG.	10TAB.	10.00	10.00	10.00	10.00	10.00	10.00
VENTOLIN TAB. 2MG.	10TAB.	9.90	10.00	10.00	10.00	10.00	10.00
DAONIL TAB. 5 MG.	10TAB.	16.92	17.00	17.00	16.92	17.00	16.66
ENTOX TAB.	10TAB.	10.00	10.00	10.00	10.00	10.00	10.00
RENITEC TAB. 5 MG.	10TAB.	58.50	58.50	58.50	58.50	58.50	58.50
CAC. 1000 TAB	BOTTLE	122.00	122.00	122.00	122.00	122.00	122.00
AMOXIL CAPSOLE 250 MG.S	10CAP.	35.70	36.00	35.60	35.60	35.70	35.70
CALCIUM SYRUP SANDOZ	BOTTLE	64.00	64.00	64.00	64.00	64.00	64.00
LEDERPLEX SYRUP	BOTTLE	35.00	35.00	35.00	35.00	35.00	35.00

Contd.

7.11 Intercity Consumer Prices March, 2016

Description	Unit	Vehari	Sargodha	Mianwali	Bahawal-pur	Bahawal-nagar	R.Y. Khan
WHEAT	10 KG.	338.00	335.00	330.00	343.75	331.88	350.00
SANCOS SYRUP (50 ML.)	BOTTLE	30.00	30.00	30.00	30.00	30.00	30.00
PHENERGAN SYRUP 120 ML.	BOTTLE	33.00	33.00	33.00	33.00	33.00	33.00
CALPOL SYRUP 60 ML.	BOTTLE	28.00	28.00	28.00	28.00	28.00	28.00
HYDRYLLIN SYRUP 120 ML.	BOTTLE	65.00	65.00	65.00	65.00	65.00	65.00
POLYFAX EYE OINTMENT	TUBE	21.00	21.00	21.00	21.00	21.00	21.00
BETNESOL EYE DROPS	BOTTLE	33.89	33.89	33.89	33.89	33.89	33.89
EAR DROPS (CARDISPORINE) ***	BOTTLE	21.00	21.00	21.00	21.00	21.00	21.00
BETNOVATE-N OINTMENT 5 GMS	TUBE	16.00	17.00	16.00	16.00	16.00	16.00
BURNOL CREAM 30 GRM	TUBE	16.00	16.00	16.00	16.00	16.00	16.00
VICKS VAPORUB/BALM	BOTTLE	36.00	36.00	36.00	36.00	36.00	36.00
GLYCRINE SMALL BOTTLE	BOTTLE	20.00	20.00	25.00	20.00	25.00	20.00
JOUHAR JOSHANDA	PKT.	8.00	8.00	8.00	8.00	8.00	8.00
GALXOS-D (450 GRMS)	PKT.	163.12	157.50	140.00	157.50	157.50	157.50
GRIPE-WATER WOODWARDS	BOTTLE	55.00	55.00	55.00	55.00	55.00	55.00
SANIPLAST ONE PUTTY	EACH	2.00	2.00	2.00	2.00	1.50	1.50
O.R.S. (NIMCOL)	PKT.	17.00	17.00	17.00	17.00	17.00	15.00
DETTOL (MEDIUM)	BOTTLE	46.80	46.80	46.80	46.80	46.80	46.80
COTTON BANDAGE 2" - 4"	EACH	8.00	5.00	10.00	7.00	10.00	8.00
THERMOMETER CHINA	EACH	45.00	50.00	50.00	50.00	40.00	40.00
DOCTOR (MBBS) CLINIC FEE	P/PAT.	100.00	175.00	300.00	200.00	300.00	300.00
URINE TEST (DR) CHARGES	P/TEST	50.00	50.00	60.00	90.00	50.00	60.00
BLOOD TEST (CP) CHARGES	P/TEST	225.00	275.00	250.00	225.00	120.00	100.00
SUGAR TEST (RANDOM/FASTING BOTH) CHARGES	P/TEST	60.00	90.00	140.00	120.00	100.00	150.00
ECG CHARGES	P/TEST	200.00	225.00	225.00	200.00	150.00	150.00
X-RAY (CHEST) CHARGES	P/X-RAY	325.00	350.00	350.00	225.00	200.00	250.00
CAR SUZUKI 800 CC (W/O. A/C)	EACH	651800.00	636500.00	636500.00	650800.00	645000.00	640000.00
CAR SUZUKI 1000 CC	EACH	1094000.00	1050000.00	1050000.00	1075800.00	1044000.00	1070000.00
CAR TOYOTA 1300 CC	EACH	0.00	1767500.00	1767500.00	1767500.00	1767500.00	1767500.00
CAR HONDA CIVIC	EACH	0.00	2142000.00	0.00	0.00	2125000.00	2150000.00
MOTORCYCLE HONDA CD-70.	EACH	63500.00	63500.00	63500.00	63500.00	63500.00	63500.00
MOTORCYCLE YAMAHA 100CC.	EACH	79500.00	79500.00	79500.00	80500.00	84500.00	85000.00
MOTOR CYCLE HERO 70 CC	EACH	43000.00	42500.00	44500.00	47500.00	50000.00	50000.00
BICYCLE WITH TYRES & TUBES	EACH	7500.00	7600.00	7500.00	7350.00	7800.00	7800.00
TYRE CAR WITH TUBE GENERAL	EACH	3700.00	3100.00	3200.00	3800.00	3000.00	2950.00
TYRE MOTOR CYCLE WITHOUT TUBE	EACH	1025.00	1200.00	1250.00	1125.00	1300.00	1050.00
TYRE CYCLE SPECIFY BRAND NAME	EACH	335.00	400.00	350.00	350.00	350.00	350.00
TYRE CAR W/O TUBE	EACH	2650.00	3250.00	2800.00	3500.00	2500.00	2500.00
PETROL SUPER	LITRE	62.77	62.77	62.77	62.77	62.77	62.77
HIGH SPEED DIESEL HSD	LITRE	71.12	71.12	71.12	72.12	71.12	71.12
CNG	K.G.	0.00	0.00	0.00	0.00	0.00	67.50
GAS CYLINDER STAND. SIZE	EACH	700.00	850.00	1052.00	770.00	770.00	775.00
MOTOR CYCLE SERVICE CHARGES	EACH	175.00	275.00	300.00	360.00	250.00	250.00
CAR SERVICE CHARGES	EACH	275.00	325.00	400.00	350.00	250.00	300.00
TYRE PUNCTURE CHARGES	EACH	50.00	55.00	50.00	70.00	90.00	60.00
CYCLE OVERHAULING CHARGES	EACH	195.00	325.00	350.00	200.00	300.00	150.00
CAR TAX FOR 800CC TO 1300CC	YEARLY	2650.00	2650.00	2650.00	2650.00	2650.00	2650.00
TRAIN FARE ECO. 1-100 KM.	P/KM.	0.68	0.68	0.68	0.68	0.00	0.68
TRAIN FARE ECO. 101-500 KM.	P/KM.	0.98	0.98	0.98	0.98	0.00	0.98
TRAIN FARE ECO. > 500 KM.	P/KM.	0.89	0.89	0.89	0.89	0.00	0.89
TRAIN FARE IST SLP. 1-100KM	P/KM.	2.10	2.10	2.10	2.10	0.00	2.10
TRAIN FARE IST SLP.101-500 KM	P/KM.	2.59	2.59	2.59	2.59	0.00	2.59
TRAIN FARE IST SLP. > 500 KM	P/KM.	1.99	1.99	1.99	1.99	0.00	1.99
TRAIN FARE A/C SLP. 1-100KM.	P/KM	5.76	5.76	5.76	5.76	0.00	5.76
TRAIN FARE A/C SLP.101-500KM	P/KM.	4.59	4.59	4.59	4.59	0.00	4.59
TRAIN FARE A/C SLP > 500KM.	P/KM.	4.16	4.16	4.16	4.16	0.00	4.16
PLATFORM TICKET	EACH	10.00	10.00	10.00	10.00	0.00	10.00
AUTO RICKSHAW FARES	KM/MIN	35.00	50.00	60.00	80.00	50.00	40.00
FULL TONGA CHARGES	KM/MIN	0.00	0.00	75.00	70.00	0.00	0.00
TAXI 4 SEATER FARE	KM/MIN	50.00	50.00	50.00	60.00	100.00	90.00
BUS FARE MIN (WITHIN CITY)	TICKET	0.00	9.00	0.00	0.00	0.00	0.00
BUS FARE MAX (WITHIN CIT	TICKET	0.00	21.00	0.00	0.00	0.00	21.00
BUS FARE OUTSIDE CITY	P/KM.	0.86	0.86	0.86	0.86	0.86	0.86

Contd.

7.11 Intercity Consumer Prices March, 2016

Description	Unit	Vehari	Sargodha	Mianwali	Bahawal-pur	Bahawal-nagar	R.Y. Khan
WHEAT	10 KG.	338.00	335.00	330.00	343.75	331.88	350.00
A/C BUS FARE OUTSIDE CITY	P/KM.	1.37	2.00	1.20	1.51	1.00	1.33
MINIBUS FARE MIN.WITH IN CITY	TICKET	0.00	0.00	0.00	0.00	0.00	0.00
MINIBUS FARE MAX.WITH IN CITY	TICKET	0.00	0.00	0.00	0.00	0.00	0.00
SUZUKI FARE MIN.WITH IN CITY	TICKET	0.00	13.75	15.00	12.00	10.00	0.00
SUZUKI FARE MAXIMUM W.IN CITY	TICKET	0.00	15.00	25.00	21.00	25.00	0.00
AIR FARE ECONOMY CLASS.	P/KM.	0.00	0.00	0.00	0.00	0.00	0.00
POSTAL ENVELOPE DOMESTIC	EACH	8.00	8.00	8.00	8.00	8.00	8.00
ENVELOPE FOR SAUDI ARABIA	EACH	50.00	50.00	50.00	50.00	50.00	50.00
POSTAL REGISTRATION CHARGES	EACH	38.00	38.00	28.00	38.00	28.00	28.00
U.M.S. REG CHARGES MIN.	EACH	59.00	59.00	59.00	59.00	59.00	59.00
T.C.S. CH. MIN.WITH IN ZONE	EACH	150.00	150.00	150.00	150.00	150.00	150.00
TELEPHONE CHARGES LOCAL CALL	P/CALL	3.94	3.94	3.94	3.94	3.94	3.94
TEL CHARGES OUT SIDE CITY	P/CALL	3.94	3.94	3.94	3.94	3.94	3.94
INTERNET CHARGES	P/HOUR	52.50	42.50	45.00	50.00	27.50	27.50
MOBILE CELL CHARGES	P/UNIT	3.00	3.00	3.00	4.50	2.50	3.06
FAX CHARGES (LOCAL)	P/PAGE	20.00	25.00	15.00	15.00	17.50	10.00
TELEPHONE SET AV. QLTY	EACH	1275.00	900.00	525.00	1150.00	800.00	650.00
MOBILE SET NOKIA/SONY/ERICSON/SAMSUNG WITHOUT CAMERA	EACH	3200.00	2550.00	3200.00	5200.00	3650.00	3650.00
T.V. 20" COLORED WEGA H-A21.	EACH	19000.00	22000.00	23250.00	23800.00	18000.00	17500.00
T.V 20" COLOR CHINA/KORIA)	EACH	6650.00	6850.00	14250.00	15300.00	13000.00	12000.00
V.C.P. PANASONIC/LG/NAT	EACH	0.00	0.00	6500.00	5500.00	5000.00	0.00
DVD/VCD PLAYER PANASONIC/LG	EACH	4100.00	5750.00	4500.00	4950.00	5000.00	5500.00
RADIO WITH C.PLAYER NATIONAL	EACH	1500.00	4500.00	3000.00	2100.00	1800.00	1250.00
PERSONNEL COMPUTER (BRANDED)	EACH	45000.00	25000.00	43250.00	35000.00	65000.00	50000.00
VID. CASSETTE BLK. TDK/SONY	EACH	190.00	165.00	150.00	200.00	180.00	100.00
COM. C.D. (TDK/IMATION)	EACH	77.50	65.00	30.00	45.00	50.00	35.00
TAPE RECORDER CASSETTE BLANK	EACH	75.00	50.00	50.00	55.00	50.00	40.00
VIDEO GAME SEGA 16 BYTE	EACH	1200.00	0.00	1500.00	1650.00	1150.00	1150.00
CINEMA A/C. HIGH CLASS	TICKET	0.00	110.00	0.00	0.00	0.00	0.00
CINEMA NON-A/C HIGH CLASS	TICKET	0.00	0.00	0.00	35.00	0.00	30.00
CABLE CHARGES	PER MONT	300.00	250.00	250.00	275.00	300.00	250.00
TV.LICENCE FEE DOMESTIC	YEARLY	420.00	420.00	420.00	420.00	420.00	420.00
ENGLISH BOOK CLASS V1	EACH	78.00	78.00	78.00	78.00	78.00	78.00
ENGLISH BOOK CLASS IX OR X	EACH	130.00	130.00	130.00	130.00	130.00	130.00
ENG. BOOK IST.YR COMPLETE SET	EACH	84.00	84.00	84.00	84.00	84.00	84.00
ENGLISH BOOK BA/B.SC	EACH	178.00	178.00	178.00	178.00	178.00	178.00
URDU BOOK CLASS V (T.B.BORD)	EACH	71.00	71.00	71.00	71.00	71.00	71.00
URDU BOOK CLASS IX/X(T.B.B)	EACH	137.00	137.00	137.00	137.00	137.00	137.00
URDU BOOK IST.YEAR/INTER	EACH	53.00	53.00	53.00	53.00	53.00	53.00
URDU BOOK BA/B.SC	EACH	140.00	140.00	140.00	140.00	140.00	140.00
MATHS BOOK CALSS V (T.B.B)	EACH	84.00	84.00	84.00	84.00	84.00	84.00
MATHS BOOK CLASS IX OR X	EACH	270.00	270.00	270.00	270.00	270.00	270.00
MATHS BOOK IST.YEAR (T.B.B)	EACH	156.00	156.00	156.00	156.00	156.00	156.00
PAKISTAN STUDIES BOOK BA/B.SC	EACH	125.00	125.00	125.00	125.00	125.00	125.00
DAILY "DAWN"	P/COPY	19.00	19.00	19.00	19.00	19.00	19.00
DAILY "JANG"	P/COPY	12.00	12.00	12.00	12.00	12.00	12.00
DAILY "NAWA-E-WAQT"	P/COPY	12.00	12.00	12.00	12.00	12.00	12.00
WEEKLY "AKHBAR-E-JAHAN"	P/COPY	55.00	55.00	55.00	55.00	55.00	55.00
WEEKLY "MAG"	P/COPY	45.00	45.00	45.00	45.00	50.00	45.00
MONTHLY "NAUNEHAL DIGEST"	P/COPY	35.00	35.00	35.00	35.00	35.00	35.00
PAPER FOOLSCAPE (27"x17")	QUIRE	50.00	60.00	45.00	27.50	50.00	50.00
EXERCISE.BOOK LINED 80/100 PGS	EACH	50.00	60.00	45.00	70.00	70.00	70.00
PENCILGOLDFISH/DEER	EACH	6.50	6.50	6.00	5.00	7.00	7.00
PEN INK DOLLOR 57 ML BOTTLE	EACH	20.00	20.00	20.00	20.00	25.00	25.00
PHOTOSTATE PAPER 70 GM	PRT	310.00	400.00	360.00	280.00	350.00	360.00
BALL PEN (local)	EACH	5.00	7.00	6.00	5.00	8.00	8.00
FOUNTAIN PEN HERO/WINGS/CHINA	EACH	50.00	47.50	45.00	45.00	50.00	50.00
PRIVATE SCHOOL FEE ENGLISH MEDIUM AVERAGE STANDARD (CLASS I)	PER MONTH	1175.00	1100.00	1200.00	3087.50	875.00	1000.00
PRIVATE SCHOOL FEE ENGLISH MEDIUM AVERAGE STANDARD (CLASS V)	PER MONTH	1175.00	1500.00	1600.00	3112.50	1262.50	1400.00
PRIVATE SCHOOL FEE ENGLISH MEDIUM AVERAGE STANDARD (CLASS VI)	PER MONTH	1412.50	1650.00	2000.00	3162.50	1350.00	1500.00
PRIVATE SCHOOL FEE ENGLISH MEDIUM AVERAGE STANDARD (CLASS X)	PER MONTH	1450.00	1950.00	2420.00	3337.50	1850.00	1700.00
PRIVATE MEDICLE COLLEGE FEE MBBS (IST YEAR)	PER MONTH	0.00	0.00	0.00	0.00	0.00	0.00

Contd.

7.11 Intercity Consumer Prices March, 2016

Description	Unit	Vehari	Sargodha	Mianwali	Bahawal-pur	Bahawal-nagar	R.Y. Khan
WHEAT	10 KG.	338.00	335.00	330.00	343.75	331.88	350.00
PRIVATE ENGINEERING COLLEGE FEE (ISTR YEAR)	PER MONTH	0.00	0.00	0.00	0.00	0.00	0.00
GOVT. COLLEGE FEE IST. YEAR	MONTH	50.00	50.00	50.00	50.00	50.00	50.00
GOVT. COLLEGE FEE 4TH. YEAR	MONTH	60.00	60.00	60.00	60.00	60.00	60.00
GOVT. UNIVERSITY FEE MSC.	MONTH	183.33	80.00	100.00	110.00	110.00	110.00
GOVT. MED. COLLEGE FEE MBBS	MONTH	0.00	0.00	0.00	1289.00	0.00	1050.00
GOVT. ENGG. COLL. FEE I YEAR	MONTH	0.00	600.00	0.00	2000.00	0.00	500.00
COACHING FEE FOR CLASS IX/X	PER MONTH	1200.00	450.00	1500.00	1500.00	1100.00	500.00
COACHING CHARGES FOR CLASS IST YEAR/INTER (SCIENCE)	PER MONTH	1800.00	900.00	2500.00	1750.00	1500.00	700.00
COACHING CHARGES FOR CLASS IST YEAR/INTER (COMMERCE)	PER MONTH	1500.00	600.00	1000.00	1500.00	1500.00	600.00
I.T. TUITION FEES	PER MONTH	3150.00	1166.00	0.00	2417.00	0.00	2000.00
MBA TUITION FEES	PER MONTH	3150.00	0.00	0.00	2750.00	0.00	4585.00
BREAD TANDOORI ST. SIZE	EACH	5.00	6.50	6.00	5.00	7.00	6.00
COOKED MUTTON (AV. HOTEL)	PLATE	150.00	300.00	140.00	125.00	150.00	150.00
COOKED BEEF (AV. HOTEL)	PLATE	115.00	110.00	100.00	70.00	120.00	70.00
COOKED DAL (AV. HOTEL)	PLATE	50.00	40.00	50.00	50.00	40.00	52.50
CHICKEN BIRYANI FULL/DOUBLE	PLATE	152.50	120.00	170.00	125.00	150.00	120.00
TEA PREPARED (ORDINARY)	CUP	20.00	20.00	20.00	15.00	20.00	20.00
HAIRCUT CHARGES FOR MEN	P/CUT	90.00	80.00	50.00	95.00	60.00	60.00
BEAUTY PORL HAIR STYL CHARGE	P/STY.	262.50	275.00	250.00	390.00	300.00	300.00
SHAVING CHARGES	PER SHV	40.00	55.00	40.00	50.00	30.00	30.00
LIPSTICK S.MISS/MEDORA	EACH	110.00	115.00	110.00	90.00	120.00	120.00
NAIL POLISH S.MISS/MEDORA	EACH	60.00	110.00	95.00	95.00	60.00	60.00
PERFUME MED.SIZE MEDORA/BROACH	EACH	200.00	200.00	120.00	200.00	220.00	200.00
HAIR-OIL AMLA/CHAMBELI	BOTTLE	120.00	120.00	110.00	110.00	120.00	120.00
TOILET SOAP LUX 95 GRAMS	EACH	33.00	33.00	32.00	33.04	33.00	33.00
TOILET SOAP LIFEBOUY 140 GRM	EACH	37.00	37.00	37.00	35.00	37.00	37.00
TOILET SOAP SAFEGUARD BATH SIZE	EACH	46.00	46.00	46.00	46.00	46.00	46.00
TOOTHPASTE MACKLINES 70 GRM	EACH	50.00	50.00	50.00	50.00	50.00	50.00
TOOTHPAST MED SIZE CLGATE 70 GMS	EACH	65.00	65.00	60.67	60.67	65.00	65.00
TOOTHBRUSH SHEILD A/PLAUQUE	EACH	51.25	40.00	50.00	25.00	30.00	25.00
TOOTHPOWDER DENTONIC 90 GRM	EACH	28.00	28.00	25.00	32.00	28.00	28.00
HAIR-COLOUR BEGIN (6 GMS)	EACH	101.25	105.00	100.00	105.00	105.00	105.00
HAIR COLOUR (KALAKOLA)	BOTTLE	130.00	130.00	120.00	130.00	130.00	130.00
FACECREAM PONDS (MEDIUM)	EACH	120.00	110.00	120.00	120.00	110.00	120.00
TALC POWDER VICE ROAY,B.CAT	EACH	152.50	150.00	145.00	145.00	145.00	150.00
BLADE TREET ORDINARY 10'S	PKT.	35.00	40.00	40.00	30.00	35.00	30.00
BLADE 7-O-CLOCK STAIN. 5'S	PKT.	30.00	30.00	35.00	35.00	35.00	30.00
SHAMPOO SUNSILK/PAINTIN 100 ML	BOTTLE	110.00	110.00	110.00	110.00	110.00	110.00
BEAUTY CREAM (FAIR & LOVELY)	EACH	185.00	175.00	175.00	185.00	185.00	185.00
HAIR REMOVING CREAM (EU-CREAM)	TUBE	67.50	60.00	70.00	60.00	65.00	60.00
GEL MEDIUM SIZE	BOTTLE	60.00	115.00	85.00	100.00	130.00	100.00
DISPOSABLE RAZOR GILLET-II	EACH	45.00	40.00	45.00	40.00	45.00	42.00
SHAVING CREAM TOUCH-ME/ADM.	EACH	65.00	60.00	65.00	65.00	65.00	65.00
GOLD TEZABI 24 CT	10 GM.	41495.00	42181.00	42300.00	41842.00	41667.00	42079.00
SILVER TEZABI 24 CT	10 GM.	580.00	600.00	670.00	566.00	575.00	582.00
ARTIFICIAL JEWELLARY SET	SET	637.50	600.00	1000.00	725.00	1000.00	300.00
WRIST WATCH GENTS CITIZEN (ORIGINAL) ***	EACH	3500.00	7000.00	4100.00	7000.00	3200.00	3200.00
WRIST WATCH LADIES CITIZEN (ORIGINAL) ***	EACH	3500.00	7000.00	4100.00	6900.00	3200.00	3200.00
WALL CLOCK QUARTZ AV.QLTY	EACH	662.50	600.00	600.00	1100.00	600.00	500.00
SUITCASE REXIN (24"x16"x6")	EACH	945.00	1800.00	1700.00	1600.00	1800.00	1500.00
TRUNK MEDIUM SIZE ***	EACH	962.50	1800.00	1990.00	1800.00	1400.00	1400.00
PURSE LADIES (LEATHER) AVERAGE QUALITY	EACH	660.00	650.00	700.00	1100.00	1300.00	1200.00

7.11 Intercity Consumer Prices March, 2016

Description	Unit	Karachi	Hyder- abad	Nawab- shah	Mirpur- khas	Mithi	Sukkar	Larkana	Dadu
WHEAT	10 KG.	360.00	312.50	350.00	325.00	325.00	340.00	347.50	340.00
WHEAT FLOUR FINE/SUPERIOR.	KG.	48.27	48.00	46.25	49.00	49.00	40.00	40.00	40.00
WHEAT FLOUR AVG. QLTY	KG.	42.62	42.00	41.25	39.00	39.00	39.00	37.75	38.00
WHEAT FLOUR BAG	10 KG.	419.81	420.00	369.00	387.50	400.00	385.00	380.00	400.00
MAIDA	KG.	51.54	50.00	43.75	48.00	50.00	60.00	45.00	45.00
SUJI	KG.	51.73	50.00	45.50	49.00	48.00	60.00	47.50	50.00
BESAN AV. QLTY.	KG.	124.81	120.00	105.00	123.75	132.50	140.00	105.00	120.00
RICE BASMATI SUP. QLTY.	KG.	152.88	130.00	82.50	105.00	105.00	130.00	105.00	120.00
RICE BASMATI 385/386	KG.	86.15	70.00	67.50	50.00	55.00	80.00	70.00	60.00
RICE BASMATI BROKEN AV.QLTY	KG.	70.58	65.00	70.00	40.00	40.00	65.00	60.00	40.00
RICE IRRI-6 (SINDH/PUNJAB)	KG.	44.15	40.00	52.50	35.50	36.00	52.50	27.50	30.00
VERMICELLI	KG.	83.08	80.00	80.00	85.00	85.00	80.00	70.00	70.00
BREAD PLAIN MEDIUM SIZE	EACH	45.00	44.00	48.00	45.00	45.00	50.00	40.00	45.00
RUSK (PAPAY)	KG.	188.27	175.00	202.50	140.00	150.00	230.00	200.00	240.00
BISCUITS-PACKED	PKT	35.00	35.00	35.00	35.00	35.00	35.00	35.00	35.00
BISCUIT-BAKERY (LOOSE)	250 GM	87.12	77.50	90.00	50.00	50.00	60.00	100.00	60.00
CORNFLAKS FAUJI 225 GM.	PKT	171.00	166.50	225.00	180.00	180.00	176.40	180.00	166.50
SAMOSA (VEGATABLE)	EACH	12.87	10.00	7.25	12.00	9.00	11.00	12.00	15.00
PASTRY AV.QLTY.	EACH	20.62	19.00	20.00	15.00	11.00	12.50	37.50	20.00
PATTIES (VEGATABLES)	EACH	16.62	10.50	10.00	15.00	11.00	12.50	20.00	10.00
NIMCO	250 GM	88.46	60.00	90.00	60.00	60.00	70.00	77.50	50.00
CHIPS	250 GM	97.31	70.00	90.00	60.00	60.00	75.00	87.50	60.00
BEEF WITH BONE AV.QLTY.	KG	346.73	310.00	350.00	240.00	0.00	310.00	300.00	300.00
MUTTON AV.QLTY.	KG	666.35	600.00	595.00	600.00	565.00	590.00	600.00	600.00
CHICKEN FARM BROILER (LIVE)	KG	140.08	130.00	160.00	100.00	120.00	134.00	135.00	160.00
FISH-RAHU MEDIUM SIZE	KG	313.27	253.13	312.50	300.00	325.00	290.00	275.00	300.00
MILK FRESH (UNBOILED)	LTR.	84.00	80.00	80.00	75.00	65.00	75.00	80.00	80.00
CURD	KG.	120.00	106.00	100.00	90.00	80.00	90.00	95.00	100.00
MILK TETRA PACK 1/2 LTR.	PKT.	60.00	50.00	60.00	60.00	60.00	60.00	60.00	60.00
LACTOGEN 400 GRAMS	PKT.	425.00	425.00	420.00	425.00	430.00	430.00	425.00	430.00
POWDER MILK NIDO 400GM.	PKT	380.00	380.00	370.00	360.00	360.00	400.00	370.00	380.00
MILK POWDER LOOSE/PACKED	KG.	506.54	562.50	557.50	480.00	480.00	480.00	712.50	370.00
BUTTER LOCAL PACKED	50 GM.	25.92	25.00	52.00	32.50	25.00	27.50	27.00	30.00
EGGS FARM	DOZ	71.96	80.00	107.50	65.00	85.00	82.00	75.00	80.00
MUSTARD OIL AV.QLTY.	KG.	166.83	140.00	157.50	122.50	125.00	132.50	200.00	160.00
COOKING OIL (DALDA)	2.5LTR	468.00	469.00	442.50	470.00	470.00	468.00	455.00	450.00
COOKING OIL (PAKWAN) OTHER BRAND SPECIFY	2.5 LTR	435.00	345.00	350.00	440.00	440.00	468.00	380.00	400.00
VEGETABLE GHEE TIN	2.5KG.	453.00	452.00	460.00	450.00	450.00	453.00	440.00	450.00
VEGETABLE GHEE (LOOSE)	KG.	141.15	150.00	153.75	150.00	150.00	140.00	110.00	110.00
DATES AV.QLTY.	KG.	204.62	147.50	220.00	135.00	150.00	175.00	180.00	220.00
PISTACHIO AV.QLTY.	50 GM.	145.00	150.00	100.00	80.00	85.00	150.00	115.00	120.00
ALMONDS WHOLE AV.QLTY.	KG.	1173.08	600.00	650.00	750.00	765.00	850.00	1350.00	700.00
COCONUT DRY AV.QLTY.	KG.	368.27	226.25	240.00	240.00	250.00	300.00	255.00	280.00
RAISINS AV.QLTY.	50 GM.	26.92	20.00	26.25	20.00	20.00	25.00	20.00	20.00
GROUNDNUTS (WITH SHELL)	KG.	263.85	145.00	140.00	140.00	150.00	240.00	155.00	130.00
MALTA/MOSAMBI	DOZ	139.04	140.00	240.00	165.00	170.00	72.00	150.00	280.00
KINNU	DOZ	124.23	80.00	160.00	110.00	120.00	90.00	120.00	160.00
APPLE	KG	102.88	71.88	80.00	80.00	90.00	100.00	100.00	120.00
ALOO BUKHARA	KG	0.00	0.00	0.00	0.00	0.00	0.00	0.00	0.00
POMEGRANATE (ANNAR)	KG	229.62	305.00	180.00	285.00	350.00	200.00	0.00	400.00
GRAPES	KG	0.00	0.00	0.00	0.00	0.00	0.00	0.00	0.00
BANANAS	DOZ	59.81	70.63	60.00	45.00	37.50	65.00	55.00	30.00
MANGO KALMI	KG	0.00	0.00	0.00	0.00	0.00	0.00	0.00	0.00
GUAVA	KG	61.35	50.00	60.00	55.00	60.00	50.00	35.00	40.00
WATERMELON (TURBOOZ)	KG	0.00	0.00	0.00	0.00	0.00	0.00	0.00	0.00
MUSKMELON (KHARBOOZA)	KG	0.00	0.00	0.00	0.00	0.00	0.00	0.00	0.00
SWEETMELON (GARMA)	KG	0.00	0.00	0.00	0.00	0.00	0.00	0.00	0.00
PULSE MASOOR (WHOLE)	KG.	135.77	102.50	132.50	115.00	125.00	130.00	110.00	120.00
PULSE MASOOR (WASHED)	KG.	142.50	132.50	120.00	130.00	135.00	140.00	125.00	140.00
PULSE MOONG (WASHED)	KG.	160.38	155.63	141.25	167.50	172.00	155.00	150.00	160.00
PULSE MASH (WASHED)	KG.	262.88	259.38	162.50	252.50	262.50	270.00	260.00	240.00

Contd.

7.11 Intercity Consumer Prices March, 2016

Description	Unit	Karachi	Hyder- abad	Nawab- shah	Mirpur- khas	Mithi	Sukkar	Larkana	Dadu
WHEAT	10 KG.	360.00	312.50	350.00	325.00	325.00	340.00	347.50	340.00
PULSE GRAM	KG.	121.54	118.75	82.50	120.00	130.00	125.00	115.00	120.00
GRAM WHOLE BLACK AV.QLTY.	KG.	120.77	75.00	68.75	100.00	105.00	120.00	110.00	100.00
GRAM WHOLE YELLOW AV.QLTY	KG.	128.75	115.00	117.50	120.00	130.00	125.00	115.00	120.00
BEANS (LAL LOBIA)	KG.	141.92	115.63	100.00	102.50	112.50	155.00	150.00	140.00
POTATOES	KG	19.96	20.00	16.25	12.50	17.50	20.00	15.00	15.00
ONION	KG	37.88	32.50	28.75	27.50	32.50	37.50	37.50	30.00
TURNIP	KG	33.85	41.25	26.25	35.00	27.50	30.00	10.00	15.00
RADISH	KG	24.90	37.67	16.25	22.50	15.00	25.00	12.50	30.00
TOMATOES	KG	25.87	20.00	21.25	17.50	13.50	25.00	20.00	15.00
CABBAGE	KG	35.58	36.25	26.25	22.50	17.50	30.00	30.00	20.00
CAULIFLOWER	KG	46.54	35.00	31.25	37.50	32.50	30.00	17.50	20.00
BRINJAL	KG	0.00	0.00	0.00	0.00	0.00	0.00	0.00	0.00
PUMPKIN	KG	0.00	0.00	0.00	0.00	0.00	0.00	0.00	0.00
BOTTLEGOURD	KG	0.00	0.00	0.00	0.00	0.00	0.00	0.00	0.00
LADY FINGER	KG	0.00	0.00	0.00	0.00	0.00	0.00	0.00	0.00
PEAS	KG	62.12	48.75	57.50	55.00	65.00	60.00	55.00	50.00
SPINACH	KG	24.42	25.00	28.75	45.00	37.50	20.00	10.00	20.00
TINDA	KG	0.00	0.00	0.00	0.00	0.00	0.00	0.00	0.00
TURAI	KG	0.00	0.00	0.00	0.00	0.00	0.00	0.00	0.00
KARAILA	KG	0.00	0.00	0.00	0.00	0.00	0.00	0.00	0.00
ARVI	KG	0.00	0.00	0.00	0.00	0.00	0.00	0.00	0.00
CHILLIES GREEN	KG	66.54	80.00	47.50	65.00	52.50	80.00	60.00	60.00
CARROT	KG	37.69	30.00	16.25	22.50	17.50	30.00	30.00	20.00
COCUMBER (KHEERA)	KG	33.46	36.56	67.50	52.50	62.50	30.00	35.00	30.00
LEMON	250GM	41.54	33.75	41.25	27.50	27.50	40.00	25.00	30.00
SUGAR REFINED	KG.	62.27	60.00	58.75	60.00	60.00	60.00	60.00	60.00
GUR AV.QLTY	KG.	90.48	90.00	71.25	82.50	82.50	80.00	75.00	74.00
HONEY LANGANESE 500 GM.	BOTTLE	808.65	800.00	800.00	740.00	740.00	750.00	820.00	800.00
MILO 200 GM.	BOTTLE	210.00	215.00	180.00	209.00	190.00	206.00	220.00	200.00
CUSTARD POWDER RAFHAN 300 GM.	PKT	75.00	75.00	75.00	85.00	85.00	75.00	70.00	80.00
TOFFEE (HILAL)	EACH	1.00	1.00	1.00	1.00	1.00	1.00	2.00	1.00
CHOWKELATE CANDY (SMALL SIZE)	EACH	5.00	5.00	5.00	5.00	5.00	5.00	5.00	5.00
SWEETMEAT (MIXED)	KG	491.35	380.00	362.50	325.00	300.00	380.00	450.00	350.00
ICE CREAM WALLS	CUP.	40.00	40.00	41.25	40.00	40.00	40.00	40.00	40.00
ICE	KG	10.00	10.00	20.00	10.00	10.00	9.00	15.00	10.00
JAM AHMED/MITCHELLES	BOTTLE	131.54	130.00	130.00	120.00	120.00	130.00	120.00	125.00
SQUASH-MITCHELLES	BOTTLE	150.00	160.00	140.00	160.00	160.00	150.00	150.00	150.00
ROOH AFZA	BOTTLE	150.00	160.00	157.50	150.00	150.00	155.00	150.00	160.00
JAM-E-SHIREEN	BOTTLE	160.00	160.00	150.00	160.00	160.00	155.00	150.00	160.00
SAUNF	50 GM	22.58	20.00	21.25	10.00	12.00	20.00	20.00	20.00
CINAMON LOOSE AV. QLTY	50 GM.	32.50	25.00	36.25	30.00	20.00	30.00	20.00	20.00
CUMINSEED WHITE NATIONAL	50 GM.	52.00	52.00	55.00	50.00	50.00	52.00	50.00	54.00
PEPPER BLACK NATIONAL	50 GM.	96.00	96.00	96.00	92.00	92.00	96.00	96.00	100.00
CLOVES LOOSE AV.QLTY	50 GM.	78.37	90.00	87.50	65.00	67.50	100.00	90.00	80.00
CARDAMOM LARGE LOOSE AV.QLTY	50 GM.	175.00	140.00	97.50	140.00	150.00	160.00	130.00	80.00
CARDAMOM SMALL AV.QLTY	50 GM.	84.04	90.00	100.00	60.00	65.00	80.00	100.00	80.00
SALT-POWDERED (LAHORI) LOOSE	KG.	12.00	10.00	8.00	10.00	10.00	10.00	10.00	12.00
SALT POWDERED (NATIONAL/SHAN)	PKT	25.00	25.00	25.00	20.00	20.00	28.00	25.00	25.00
CHILLIES POWD.NATIONAL 200GM	PKT	105.00	105.00	105.00	105.00	105.00	105.00	105.00	105.00
CHILLIES POWDER LOOS	KG.	321.15	282.50	300.00	235.00	235.00	265.00	240.00	260.00
CORRIANDER SEED POWD.NATIONAL	PKT	104.00	104.00	104.00	104.00	104.00	104.00	78.00	104.00
CORRIANDER SEED (LOOSE)	KG.	253.65	215.00	242.50	170.00	175.00	220.00	240.00	240.00
TURMERIC POWD.NATIONAL 50GM	PKT.	35.00	35.00	35.00	35.00	35.00	35.00	35.00	35.00
CURRY POWD. NATIONAL 200 GM	PKT.	86.00	87.00	86.00	86.00	86.00	87.00	86.00	86.00
TOMATO KETCHUP AHMED/MITCHL	BOTTLE	80.00	75.00	70.00	85.00	85.00	73.50	102.50	90.00
PICKLES AHMED/MITCHELLES	BOTTLE	100.00	105.00	104.00	90.00	90.00	110.00	120.00	125.00
VINEGAR SYNTHETIC (SIRKA)	BOTTLE	60.00	50.00	90.00	65.00	65.00	65.00	90.00	85.00
GARLIC	KG	292.69	283.75	205.00	230.00	235.00	260.00	245.00	260.00
GINGER	KG	138.46	120.00	150.00	110.00	115.00	115.00	120.00	120.00
TAPAL DANEDAR TEA 200GM PACKET	PKT	157.89	157.89	176.00	150.00	150.00	158.00	155.78	183.00

Contd.

7.11 Intercity Consumer Prices March, 2016

Description	Unit	Karachi	Hyder- abad	Nawab- shah	Mirpur- khas	Mithi	Sukkar	Larkana	Dadu
WHEAT	10 KG.	360.00	312.50	350.00	325.00	325.00	340.00	347.50	340.00
TEA LIPTON YELLOW LABEL 200GM.	PKT.	157.89	157.89	180.00	150.00	150.00	158.00	157.89	158.00
TEA LOOSE KENYA AV.QLTY 250GM.	PKT.	149.23	130.00	135.00	150.00	175.00	130.00	125.00	135.00
COFFEE-NESCAFE 75 GM. **	BOTTLE	350.00	300.00	320.00	300.00	300.00	320.00	320.00	360.00
COLD DRINK (STANDARD SIZ)	BOTTLE	25.00	25.00	25.00	25.00	25.00	25.00	25.00	25.00
FRUIT JUICE TETRA PACK	PKT.	18.23	20.00	20.00	15.00	15.00	15.00	20.00	15.00
MINERAL WATER NESTLE 1.5 LTR	BOTTLE	50.00	50.00	50.00	50.00	50.00	47.50	45.00	50.00
CIGARETTES K-2 10'S **	PKT	60.00	60.00	50.00	55.00	55.00	60.00	60.00	60.00
CIGARETTES CAPSTAN 10'S **	PKT	65.00	65.00	70.00	60.00	60.00	65.00	65.00	65.00
CIGARETTES GOLD LEAF 20'S	PKT	125.00	125.00	130.00	130.00	130.00	120.00	122.50	120.00
CIGARETTES MORVEN GOLD 20'S	PKT	65.00	65.00	50.00	60.00	60.00	65.00	65.00	65.00
BETEL LEAVES	50GM.	89.62	70.00	70.00	60.00	105.00	90.00	80.00	100.00
BETEL NUTS	KG.	292.31	275.00	240.00	310.00	320.00	400.00	280.00	440.00
LONG CLOTH 57" GUL AHMED/AL-KARAM	METER	180.00	210.00	300.00	170.00	170.00	230.00	195.00	230.00
SHIRTING AV.QLTY.	METER	162.31	140.00	205.00	100.00	95.00	120.00	150.00	130.00
PANT CLOTH W & WEAR AV.QLTY	METER	383.08	387.50	450.00	300.00	300.00	450.00	350.00	300.00
LAWN PRINTED GUL AHMED/AL-KARAM	METER	380.00	240.00	400.00	270.00	275.00	375.00	333.00	230.00
GEORGETTE AV.QLTY	METER	114.71	110.00	225.00	135.00	142.50	150.00	130.00	100.00
LINEN AV.QLTY ***	METER	159.23	130.00	150.00	140.00	150.00	140.00	175.00	110.00
HEAVY WT SUITING LAWERNCPUR AVG QLTY	METER	2200.00	1250.00	1400.00	1400.00	1400.00	1250.00	1100.00	900.00
HEAVY WT SUITING LAWERNCPUR SUP QLTY	METER	2700.00	2250.00	2300.00	1500.00	1500.00	1500.00	1300.00	1300.00
TROPICAL SUITING LAW.PUR	METER	1475.00	1100.00	925.00	900.00	900.00	1000.00	900.00	750.00
PANT BOY 24"/26" LENGTH.	EACH	521.15	420.00	900.00	400.00	350.00	400.00	380.00	590.00
SHIRT BOY 24"/26" LENGTH	EACH	419.23	375.00	800.00	300.00	300.00	400.00	360.00	450.00
SCHOOL UNI. PANT,SHIRT BOYS	SUIT	726.92	683.33	975.00	700.00	700.00	600.00	580.00	590.00
SCHOOL UNI. KAMEEZ,SHAL.BOYS	SUIT	565.38	633.33	837.50	600.00	600.00	600.00	700.00	475.00
SCHOOL UNI. KAMEEZ,SHAL.GIRL	SUIT	630.77	562.50	875.00	700.00	725.00	600.00	675.00	560.00
FROCK W/WEAR GIRLS	EACH	1061.54	1200.00	900.00	600.00	500.00	900.00	525.00	800.00
AWAMI-SUIT W & W(BOY) 24"/26	SUIT	926.92	700.00	1025.00	800.00	750.00	900.00	700.00	685.00
AWAMI-SUIT W&W (GENTS)AV.QLTY	SUIT	1603.85	1200.00	1600.00	1200.00	1000.00	1000.00	875.00	960.00
PULLOVER GENTS OXFORD/BON.	EACH	3100.00	2410.00	3200.00	2000.00	2000.00	2200.00	1300.00	2750.00
PULLOVER LADIES OXFORD/BON.	EACH	3060.00	2310.00	3000.00	1800.00	1800.00	2000.00	1800.00	2300.00
PULLOVER (GENTS) OTHERS A.QTY	EACH	917.31	900.00	1800.00	600.00	700.00	800.00	700.00	600.00
SECOND-HAND COAT FOR MEN	EACH	410.58	300.00	250.00	425.00	525.00	400.00	375.00	300.00
SECONDHAND SWEETER FOR MEN DUP QLTY	EACH	265.96	140.00	400.00	325.00	325.00	225.00	275.00	200.00
SECONDHAND WINTER JACKET	EACH	457.69	225.00	450.00	280.00	265.00	400.00	375.00	250.00
UNDERWEAR AV.QLTY MEDIUM SIZE	EACH	177.69	76.88	180.00	80.00	81.25	110.00	150.00	60.00
VEST FOR MEN AV.QLTY.	EACH	184.62	95.00	120.00	80.00	70.00	100.00	105.00	100.00
VEST/SHAMEEZ (WOMEN) AVG. QLTY	EACH	146.54	150.00	350.00	75.00	72.50	120.00	140.00	140.00
SOCKS NYLON (PAKISTANI)	PAIR	76.54	60.00	100.00	80.00	52.50	90.00	85.00	50.00
BRASSIER AV.QLTY.	EACH	180.00	111.25	250.00	137.50	82.50	135.00	180.00	100.00
BRASSIER SUP QLTY	EACH	335.00	200.00	400.00	365.00	365.00	300.00	280.00	200.00
DOPATTA GEORGETTE AV.QLTY.	EACH	243.08	200.00	350.00	325.00	310.00	225.00	300.00	250.00
DOPATTA COTTON AV GLTY	EACH	265.38	150.00	300.00	225.00	260.00	175.00	250.00	200.00
CHADDAR (W/WEAR) (2x2.5 MTR)	EACH	515.38	312.50	1000.00	350.00	350.00	275.00	520.00	350.00
LUNG/DHOT(COTTON) AVG. QLTY	EACH	318.27	287.50	300.00	350.00	310.00	250.00	480.00	250.00
HANDKERCHIEF AVG. QLTY PAK	EACH	53.08	30.00	60.00	42.50	45.00	50.00	50.00	50.00
HANDKERCHIEF SUP. QLTY PAK	EACH	86.15	60.00	120.00	65.00	60.00	77.50	75.00	120.00
GLOVES AV QLTY	PAIR	57.69	60.00	80.00	75.00	65.00	90.00	55.00	100.00
AZARBAND COTTON AVG. QLTY	EACH	15.00	11.00	25.00	11.00	9.00	20.00	27.50	15.00
SEWING THREAD/REEL(ASLI PARI)	EACH	7.00	6.00	7.00	10.00	10.00	7.00	7.00	8.00
WASHING CHARGES PAINT & SHIRT	SUIT	73.08	105.00	50.00	60.00	50.00	55.00	100.00	40.00
DRY CLEANING SUIT COAT PANT	SUIT	319.23	263.33	150.00	200.00	200.00	250.00	280.00	160.00
WASHING CH. (KAMIZ-SHALWAR)	PAIR	73.46	75.00	80.00	50.00	50.00	50.00	62.50	30.00
TAILORING SHIRT	EACH	415.38	337.50	450.00	200.00	250.00	400.00	375.00	350.00
TAILORING CHARGES PANT (MEN)	EACH	700.00	662.50	500.00	250.00	250.00	600.00	550.00	600.00
TAILORING COAT-PANT SUIT	SUIT	5192.31	3450.00	4000.00	3000.00	3000.00	4000.00	3300.00	3200.00
TAILORING AWAMI-SUIT (MALE)	SUIT	595.19	621.88	600.00	400.00	300.00	550.00	650.00	500.00
TAILORING SUIT FEMALE	SUIT	662.50	431.25	500.00	400.00	300.00	550.00	650.00	250.00
GENTS SHOES PAUL BATA	PAIR	1199.00	1199.00	1199.00	1199.00	1199.00	1199.00	1199.00	1199.00
GENTS SANDAL BATA	PAIR	699.00	699.00	699.00	699.00	699.00	699.00	699.00	699.00

Contd.

7.11 Intercity Consumer Prices March, 2016

Description	Unit	Karachi	Hyder- abad	Nawab- shah	Mirpur- khas	Mithi	Sukkar	Larkana	Dadu
WHEAT	10 KG.	360.00	312.50	350.00	325.00	325.00	340.00	347.50	340.00
GENTS SPOUNG CHAPPAL BATA	PAIR	179.00	179.00	179.00	179.00	179.00	179.00	179.00	179.00
LADIES SANDAL BATA	PAIR	499.00	499.00	499.00	499.00	499.00	499.00	499.00	499.00
LADIES SPOUNG CHAPPAL BATA	PAIR	179.00	179.00	179.00	179.00	179.00	179.00	179.00	179.00
CHILD SHOE POWER LITE BATA	PAIR	599.00	599.00	599.00	599.00	599.00	599.00	599.00	599.00
GENTS SHOE, ART 1109 SERVICE	PAIR	999.00	999.00	999.00	999.00	999.00	999.00	999.00	999.00
NYLON JOGGER 27 SIZE 2-5 ***	PAIR	1299.00	1299.00	1299.00	1299.00	1299.00	1299.00	1299.00	1299.00
CHINA FOOT WEAR AV. QLTY (MALE) *	PAIR	780.77	550.00	600.00	450.00	400.00	500.00	750.00	800.00
CHINA FOOT WEAR AV. QLTY (FEMALE) *	PAIR	763.46	400.00	400.00	250.00	240.00	425.00	300.00	450.00
CHINA FOOT WEAR AV. QLTY (CHILDREN) *	PAIR	630.77	400.00	380.00	200.00	220.00	425.00	300.00	591.00
SHOE REPAIR HALF SOLE	PAIR	135.38	80.00	80.00	70.00	50.00	65.00	170.00	50.00
SHOES POLISH CHARGES AVERAGE SHOP	PAIR	22.12	20.00	20.00	12.50	10.00	15.00	20.00	10.00
HOUSE RENT (combined)	MONTH	10510.00	5589.00	3556.00	4717.00	3323.00	5474.00	4004.00	3284.00
rent 2	pm	10510.00	5589.00	3556.00	4717.00	3323.00	5474.00	4004.00	3284.00
RENT3	PM	10510.00	5589.00	3556.00	4717.00	3323.00	5474.00	4004.00	3284.00
RENT4	PM	10510.00	5589.00	3556.00	4717.00	3323.00	5474.00	4004.00	3284.00
RENT5	PM	10510.00	5589.00	3556.00	4717.00	3323.00	5474.00	4004.00	3284.00
RENT6	PM	10510.00	5589.00	3556.00	4717.00	3323.00	5474.00	4004.00	3284.00
SYNTHETIC ENEMAL ROBIALAC BALTI 3.64 LTR.	EACH	1880.00	1609.50	1580.00	1850.00	1850.00	1900.00	2100.00	1700.00
SYNTHETIC ENEMAL ICI BALTI 3.64 LTR.	EACH	1880.00	2070.00	1890.00	1850.00	1850.00	1900.00	2050.00	1700.00
CEMENT (LOCAL) SPECIFY BRAND NAME	BAG	523.08	535.00	540.00	530.00	530.00	550.00	525.00	525.00
BRICKS (NEW) IST CLASS	P/1000	0.00	5000.00	6000.00	3850.00	4900.00	5000.00	4600.00	4000.00
CEMENT BLOCKS (6"x8"x12")	P/100	3046.15	0.00	0.00	0.00	0.00	0.00	0.00	0.00
BAJREE	100CFT	4769.23	2862.50	2800.00	2750.00	4450.00	3500.00	3650.00	2500.00
SAND (BLACK PIT SAND)	K100CFT	0.00	0.00	2500.00	0.00	2000.00	1500.00	1000.00	2000.00
TIMBER SHESHAM LOG IST QUALITY	cubmt.	56000.00	38860.00	0.00	0.00	0.00	37000.00	44143.00	55500.00
IRON BAR (M.S. BAR) 1/2"	P/TON	62057.69	65000.00	76000.00	61000.00	61500.00	58000.00	62000.00	58000.00
CARPANTER WAGE RATE	P/DAY	861.54	900.00	900.00	700.00	600.00	750.00	800.00	600.00
MASON (RAJ) WAGE RATE	P/DAY	1061.54	900.00	1000.00	700.00	600.00	750.00	800.00	1000.00
UNSKILLED LABOUR WAGE RATE	P/DAY	630.77	550.00	450.00	400.00	400.00	400.00	400.00	400.00
PLUMBER WAGE RSTE	P/DAY	861.54	900.00	800.00	700.00	600.00	750.00	600.00	450.00
ELECTICIAN WAGE RATE PER DAY **	P/DAY	700.00	900.00	700.00	0.00	0.00	0.00	600.00	400.00
ELECTICIAN WAGE RATE PER POINT **	P/PNT	159.23	100.00	200.00	100.00	75.00	87.50	120.00	60.00
WATER CHARGES PER HOUSE	P/MONTH	117.50	230.00	40.00	40.00	200.00	57.50	150.00	35.00
ELECT.CHARGES UPTO 50 UNITS	P/UNIT	2.00	2.00	2.00	2.00	2.00	2.00	2.00	2.00
ELECT.CHARGES 01 - 100 UNIT	P/UNIT	6.18	6.18	6.18	6.18	6.18	6.18	6.18	6.18
ELECT.CHARGES 101 - 300 UNIT	P/UNIT	9.54	8.11	9.54	9.54	9.54	9.54	9.54	9.54
ELECT.CHARGES 301 - 1000 UNIT	P/UNIT	16.39	16.39	16.39	16.39	16.39	16.39	16.39	16.39
ELECT.CHARGES ABOVE 1000 UNIT	P/UNIT	18.39	18.39	18.39	18.39	18.39	18.39	18.39	18.39
ELEC	PM	10.50	10.50	10.50	10.50	10.50	10.50	10.50	10.50
GAS CHRg upto 3.3719 MMBUT	MMBTU	128.70	128.70	128.70	128.70	0.00	128.70	128.70	128.70
GAS CHRg 3.3719 - 6.7438 MMBUT	MMBTU	257.40	257.40	257.40	257.40	0.00	257.40	257.40	257.40
GAS CHRg 6.7438 - 10.1157 MMBUT	MMBTU	257.40	257.40	257.40	257.40	0.00	257.40	257.40	257.40
GAS CHRg10.1157 - 13.4876 MMBUT	MMBTU	702.00	702.00	702.00	702.00	0.00	702.00	702.00	702.00
GAS	PM	702.00	702.00	702.00	702.00	0.00	702.00	702.00	702.00
GAS	PM	409.50	409.50	409.50	409.50	0.00	409.50	409.50	409.50
KEROSENE OIL	LTR	87.23	78.00	87.50	83.00	88.00	67.50	85.00	100.00
FIREWOOD WHOLE	40 KG.	615.38	550.00	450.00	460.00	410.00	400.00	400.00	450.00
CHAIR SHESHAM WOOD WITH ARMS **	EACH	1861.54	900.00	2000.00	1000.00	1100.00	1750.00	2600.00	1300.00
CHAIR PLASTIC (CHAIRMAN) AVERAGE QUALITY	EACH	880.77	650.00	800.00	500.00	650.00	700.00	850.00	800.00
TABLE SHESHAM WOOD (4X2X5") ***	EACH	6653.85	3616.67	6000.00	2700.00	2900.00	4500.00	7900.00	5500.00
SOFASET WOODEN WITH FOAM SEAT **	SET	19384.62	11166.67	18000.00	13500.00	12500.00	12500.00	15500.00	20000.00
COT IRON (WITH NIWAR)AV.QLTY.	EACH	2544.23	1500.00	2500.00	2000.00	2000.00	2250.00	3550.00	2600.00
ALMIRAH (STEEL) 6'X3' 20 GUAGE	EACH	9826.92	6416.67	10000.00	6750.00	7150.00	12000.00	10000.00	14000.00
DINNING TABLE 6 CHAIRS A.QLTY	SET	15615.38	13500.00	21000.00	11000.00	11000.00	19500.00	17250.00	25000.00
SINGLE BED WITHOUT FOAM MED.	EACH	6153.85	5533.33	6800.00	3500.00	3800.00	8000.00	5000.00	6500.00
MATRESS SINGLE(4"THICK)	EACH	5200.00	4750.00	4850.00	6100.00	6100.00	4500.00	5000.00	6100.00
FARSHI DARI 12'X9' AV.QLTY	EACH	1492.31	866.67	1450.00	850.00	850.00	900.00	1350.00	800.00
DARI COTTON (6'x2 1/2') AV.QL	EACH	565.38	323.33	700.00	400.00	500.00	350.00	575.00	300.00
CARPET PLAIN AV. QLTY	SQFT.	66.73	36.00	45.00	35.00	40.00	32.50	90.00	20.00
QUILT (LIHAF) 3 KG. COTTON	EACH	1619.23	512.50	900.00	600.00	700.00	1000.00	875.00	580.00

Contd.

7.11 Intercity Consumer Prices March, 2016

Description	Unit	Karachi	Hyder- abad	Nawab- shah	Mirpur- khas	Mithi	Sukkar	Larkana	Dadu
WHEAT	10 KG.	360.00	312.50	350.00	325.00	325.00	340.00	347.50	340.00
BLANKET (90" x 54")	EACH	2907.69	2500.00	4125.00	2000.00	2200.00	3750.00	3100.00	3500.00
BEDSHEET SINGLE BED SUP.QLTY	EACH	832.69	333.33	700.00	400.00	400.00	500.00	850.00	600.00
BED SHEET DOUBLE WITH TWO PILLOW COVERS SUP QLTY	SET	1592.31	575.00	1300.00	600.00	600.00	900.00	1500.00	1100.00
TOWEL(3'x2') AV. QALTY	EACH	266.35	180.00	300.00	140.00	150.00	225.00	220.00	150.00
CEILING FAN 48" SUPER QLTY **	EACH	3500.00	2800.00	3000.00	2900.00	2900.00	2850.00	3600.00	2500.00
PEDESTAL FAN 22" SUPER QLTY	EACH	4425.00	4000.00	3800.00	4000.00	4000.00	3850.00	4600.00	3800.00
REFG. DAWLENCE 10 CFT. D.DOOR	EACH	31100.00	30900.00	28000.00	30000.00	30000.00	33500.00	32000.00	28500.00
D-FREEZER WAVES 8 CFT.	EACH	28100.00	27900.00	28000.00	28900.00	29000.00	30000.00	33000.00	25000.00
AIRCONDITIONER 1.5 TON PEL	EACH	40000.00	41800.00	41000.00	41800.00	41800.00	52000.00	47000.00	55000.00
SPLIT AIR CONDITIONER 1.5 TON (SPECIFY BRAND NAME)	EACH	44500.00	42500.00	44500.00	46000.00	46500.00	45000.00	48500.00	44000.00
AIRCOOLER SUPER ASIA	EACH	10000.00	8500.00	9000.00	8800.00	9000.00	12300.00	12500.00	11000.00
WASHING MACHINE SINGER	EACH	15600.00	15600.00	14700.00	15600.00	15600.00	15900.00	15600.00	14700.00
SEWING MACHINE(SINGER)	EACH	6795.00	6095.00	5200.00	5860.00	5860.00	6500.00	5860.00	5200.00
GIZER LARGE SIZE 30 GALLON CAPACITY SUP QLTY	EACH	21000.00	22650.00	20000.00	16000.00	16000.00	17000.00	17000.00	17000.00
GAS BURNER DOUBLE SPFY.BRAND	EACH	2198.08	1500.00	1800.00	1600.00	1700.00	1900.00	1850.00	2000.00
ELECT. IRON PHILIPS MDL.1120	EACH	1600.00	1700.00	2000.00	1200.00	1500.00	1700.00	2500.00	2000.00
ELECTRIC JUICER FOR APPLE	EACH	5163.46	3600.00	6000.00	3000.00	3000.00	1700.00	5000.00	3500.00
S.STEEL DEGHCHI MEDIUM SIZE ***	EACH	715.38	500.00	700.00	480.00	490.00	600.00	500.00	500.00
ALUMINIUM COOKING PAN (DEGCHI) MED SIZE	EACH	715.38	450.00	360.00	370.00	380.00	450.00	460.00	450.00
NON STICK COOKING PAN (DEGCHI) SUP. QLTY	EACH	915.38	550.00	1000.00	550.00	560.00	550.00	560.00	900.00
FRYING PAN STEEL AVG. QLTY MED. SIZE	EACH	381.73	200.00	350.00	260.00	260.00	300.00	460.00	190.00
TAWA IORN (MEDIUM SIZE) AVG. QLTY	EACH	365.38	218.75	350.00	250.00	250.00	300.00	375.00	180.00
S.STEEL PLATE A.QLTY.(M.SIZE)	EACH	93.27	40.63	80.00	55.00	60.00	70.00	120.00	80.00
TABLE SPOON S.STEEL SUP.QLTY.	DOZEN	270.00	300.00	320.00	250.00	280.00	350.00	1080.00	250.00
WATER SET JUG+6 GLASSES (OMROC)	SET	615.38	400.00	600.00	350.00	370.00	550.00	475.00	600.00
TEA SET PAK. CHINAWARE 21 PCS.	SET	1624.62	950.00	1700.00	1250.00	1450.00	1750.00	1450.00	2500.00
DINNER SET PLASTIC 72 PIECES SUPERIOR QLTY	SET	7153.85	3000.00	5000.00	2600.00	2200.00	6250.00	2900.00	6200.00
HOTPOT SET PLASTIC 3 PCS.	SET	1330.77	1012.50	1200.00	1000.00	1000.00	1500.00	1550.00	1200.00
BUCKET(BALTI) PLASTIC MED.SIZ	EACH	415.38	270.00	700.00	300.00	290.00	300.00	450.00	300.00
LOTA PLASTIC (MED SIZE) AVERAGE QUALITY	EACH	83.46	50.00	60.00	50.00	50.00	70.00	55.00	50.00
PRESURE COOKER 4 LTR.	EACH	1861.54	1000.00	1800.00	850.00	900.00	1250.00	1800.00	1300.00
WATER COOLER 9/10 LTR.PLASTIC ***	EACH	615.38	400.00	925.00	600.00	630.00	600.00	500.00	500.00
THERMOS STARVAC 1 LTR	EACH	394.71	300.00	550.00	350.00	350.00	650.00	460.00	500.00
BULB PHILIPS 100-WATTS	EACH	35.00	30.00	32.00	30.00	30.00	30.00	30.00	38.75
TUBE LIGHT PHILIPS 40 WATTS	EACH	100.00	100.00	110.00	110.00	110.00	97.50	95.00	120.00
ELECTRIC BLUBS "0" WATTE LOCAL	EACH	25.00	25.00	25.00	20.00	20.00	22.00	20.00	20.00
ELECTRIC BLUB ENERGY SAVER 14 WATTS	EACH	170.00	180.00	160.00	110.00	110.00	153.75	170.00	120.00
WASHING SOAP 250 GMS SPECIFY BRAND NAME	EACH	14.00	30.00	35.00	25.00	25.00	30.00	20.00	30.00
SURF EXCEL 400 GMS POLY BAG	EACH	125.00	125.00	125.00	125.00	125.00	110.00	125.00	125.00
WASHING POWDER 1000 GRM	EACH	185.00	185.00	180.00	175.00	175.00	185.00	185.00	185.00
WASHING POWDER (WHEEL/ BONUS) 100 GRAMS	EACH	95.00	95.00	95.00	85.00	85.00	95.00	85.00	125.00
CLEANSER POWDER VIM 1000 GM	PKT.	70.00	77.77	75.00	66.67	66.67	70.00	66.67	70.00
FINIS 500 ML	BOTTLE	180.00	225.00	200.00	125.00	125.00	180.00	165.00	250.00
PHNYLE TYPHONE/FINIS/CARRANITE 3 LITRES	BOTTLE	120.00	120.00	187.50	110.00	110.00	135.00	120.00	130.00
HARPIC	BOTTLE	145.00	145.00	145.00	125.00	125.00	145.00	142.50	145.00
BOOT POLISH CHERRY/KIWI 50ML	EACH	100.00	122.22	100.00	100.00	100.00	100.00	100.00	100.00
ROBIN BLUE (35 GRAMS)	PKT.	35.00	25.67	35.00	30.00	30.00	30.00	30.00	45.00
TISSU PAPER PERFUMED 100 PCS.	PKT	123.08	110.00	100.00	90.00	90.00	100.00	130.00	100.00
TOILET PAPER ROLL (R.PETEL)	P/ROLL	42.00	32.00	35.00	35.00	35.00	35.00	35.00	30.00
BOOT POLISH LIQUID CHEERY BLOSSOM KIWI 75 ML	BOTTLE	140.00	135.00	150.00	120.00	120.00	140.00	120.00	150.00
MATCH BOX SMALL	EACH	2.00	2.00	3.00	3.00	3.00	2.00	2.50	2.00
DRY CELL 1.5 VOLT(LOCAL)	EACH	15.00	15.00	25.00	20.00	20.00	25.00	20.00	25.00
HAND STITCHING NEEDLE M.SIZE	PACKET	8.00	6.00	8.00	5.00	5.00	10.00	9.00	6.00
SEWING MACHINE NEEDLE (SINGER)	EACH	5.00	6.00	8.00	5.00	5.00	8.00	7.00	5.00
HOUSEHOLD SERVANT FEMALE P/T	P/MNTH	2653.85	1025.00	2000.00	600.00	800.00	1500.00	2000.00	1500.00
MARRIAGE HALL WITH FURNITURE	P/HEAD	301.54	95.63	70.00	90.00	60.00	150.00	150.00	80.00
SEPTRAN TABLETS	10TAB.	15.00	15.00	15.00	16.00	15.75	15.00	15.00	15.00
BRUFEN TABS 200-MG.	10TAB.	10.00	10.00	10.00	10.00	10.00	10.00	10.00	10.00
PANADOL TAB. EXTRA/PLAIN	10TAB.	12.00	12.00	10.00	12.00	12.00	12.00	12.00	12.00
DISPRIN TAB.	10TAB.	13.00	12.00	10.00	13.00	12.00	12.50	10.00	10.00

Contd.

7.11 Intercity Consumer Prices March, 2016

Description	Unit	Karachi	Hyder- abad	Nawab- shah	Mirpur- khas	Mithi	Sukkar	Larkana	Dadu
WHEAT	10 KG.	360.00	312.50	350.00	325.00	325.00	340.00	347.50	340.00
TRISIL TAB.	10 TAB	10.00	10.00	10.00	10.00	10.00	10.00	10.00	10.00
FLAGYL TAB. 200 MG.	10TAB.	10.00	10.00	10.00	10.00	10.00	10.00	10.00	10.00
VENTOLIN TAB. 2MG.	10TAB.	10.00	9.00	10.00	10.00	10.00	10.00	10.00	10.00
DAONIL TAB. 5 MG.	10TAB.	17.00	17.00	17.00	17.00	17.00	17.00	17.00	17.00
ENTOX TAB.	10TAB.	10.00	10.00	10.00	10.00	10.00	10.00	10.00	10.00
RENITEC TAB. 5 MG.	10TAB.	58.50	58.50	60.00	58.00	58.00	60.00	55.00	58.50
CAC. 1000 TAB	BOTTLE	122.00	122.00	122.00	122.00	122.00	122.00	122.00	122.00
AMOXIL CAPSOLE 250 MG.S	10CAP.	35.70	35.66	36.00	35.00	35.00	36.00	36.00	35.60
CALCIUM SYRUP SANDOZ	BOTTLE	64.00	64.00	64.00	64.00	64.00	64.00	64.00	64.00
LEDERPLEX SYRUP	BOTTLE	35.00	35.00	35.00	35.00	35.00	35.00	35.00	35.00
SANCOS SYRUP (50 ML.)	BOTTLE	30.00	30.00	30.00	30.00	30.00	30.00	30.00	30.00
PHENERGAN SYRUP 120 ML.	BOTTLE	33.00	33.00	33.00	33.00	33.00	33.00	33.00	33.00
CALPOL SYRUP 60 ML.	BOTTLE	28.00	28.00	28.00	28.00	28.00	28.00	28.00	28.00
HYDRYLLIN SYRUP 120 ML.	BOTTLE	65.00	65.00	65.00	65.00	65.00	65.00	65.00	65.00
POLYFAX EYE OINTMENT	TUBE	21.00	21.00	21.00	21.00	21.00	21.00	21.00	21.00
BETNESOL EYE DROPS	BOTTLE	33.89	33.89	33.89	33.89	33.89	33.89	33.89	33.89
EAR DROPS (CARDISPORINE) ***	BOTTLE	21.00	21.00	21.00	21.00	21.00	21.00	21.00	21.00
BETNOVATE-N OINTMENT 5 GMS	TUBE	16.00	16.00	16.00	16.00	16.00	16.00	16.00	16.00
BURNOL CREAM 30 GRM	TUBE	16.00	16.00	16.00	16.00	16.00	16.00	16.00	16.00
VICKS VAPORUB/BALM	BOTTLE	36.00	36.00	36.00	36.00	36.00	36.00	36.00	36.00
GLYCRINE SMALL BOTTLE	BOTTLE	20.00	25.00	25.00	20.00	15.00	15.00	15.00	27.50
JOUHAR JOSHANDA	PKT.	8.00	8.00	6.00	6.00	8.00	8.00	6.00	6.00
GALXOS-D (450 GRMS)	PKT.	157.50	157.50	140.00	150.00	150.00	157.50	140.00	140.00
GRIPE-WATER WOODWARDS	BOTTLE	55.00	55.00	50.00	55.00	55.00	55.00	50.00	55.00
SANIPLAST ONE PUTTY	EACH	2.00	2.00	2.00	1.00	1.00	2.00	2.00	2.00
O.R.S. (NIMCOL)	PKT.	17.00	17.00	15.00	17.00	17.00	15.00	17.00	15.00
DETTOL (MEDIUM)	BOTTLE	46.80	46.80	46.80	46.80	46.80	46.80	46.80	46.80
COTTON BANDAGE 2" - 4"	EACH	8.62	8.00	8.00	15.00	15.00	12.50	15.00	10.00
THERMOMETER CHINA	EACH	45.00	30.00	40.00	40.00	35.00	40.00	40.00	50.00
DOCTOR (MBBS) CLINIC FEE	P/PAT.	100.00	100.00	200.00	100.00	100.00	100.00	300.00	150.00
URINE TEST (DR) CHARGES	P/TEST	129.23	90.00	140.00	70.00	70.00	170.00	100.00	50.00
BLOOD TEST (CP) CHARGES	P/TEST	265.38	212.50	300.00	200.00	200.00	290.00	200.00	200.00
SUGAR TEST (RANDOM/FASTING BOTH) CHARGES	P/TEST	315.38	160.00	240.00	200.00	200.00	200.00	240.00	120.00
ECG CHARGES	P/TEST	361.54	213.13	350.00	200.00	200.00	350.00	200.00	200.00
X-RAY (CHEST) CHARGES	P/X-RAY	330.77	209.38	400.00	200.00	200.00	300.00	350.00	200.00
CAR SUZUKI 800 CC (W/O. A/C)	EACH	630000.00	630000.00	630000.00	630000.00	0.00	630000.00	632000.00	0.00
CAR SUZUKI 1000 CC	EACH	1044000.00	1044000.00	1044000.00	1044000.00	0.00	0.00	0.00	0.00
CAR TOYOTA 1300 CC	EACH	1767500.00	1767500.00	1767500.00	0.00	0.00	0.00	0.00	0.00
CAR HONDA CIVIC	EACH	2053000.00	0.00	2053000.00	0.00	0.00	0.00	0.00	0.00
MOTORCYCLE HONDA CD-70.	EACH	63500.00	63500.00	64000.00	63500.00	63500.00	64000.00	63500.00	63500.00
MOTORCYCLE YAMAHA 100CC.	EACH	78600.00	79300.00	0.00	0.00	0.00	78500.00	79300.00	0.00
MOTOR CYCLE HERO 70 CC	EACH	46000.00	43000.00	44000.00	44500.00	0.00	43000.00	43000.00	0.00
BICYCLE WITH TYRES & TUBES	EACH	6303.85	7600.00	9300.00	7500.00	7900.00	7600.00	7850.00	5425.00
TYRE CAR WITH TUBE GENERAL	EACH	3500.00	2800.00	3800.00	3000.00	3200.00	3200.00	3600.00	3650.00
TYRE MOTOR CYCLE WITHOUT TUBE	EACH	1100.00	900.00	1210.00	1200.00	1225.00	1200.00	1100.00	950.00
TYRE CYCLE SPECIFY BRAND NAME	EACH	365.38	350.00	400.00	380.00	390.00	350.00	380.00	420.00
TYRE CAR W/O TUBE	EACH	3061.54	2700.00	3200.00	3100.00	3150.00	2700.00	2700.00	3600.00
PETROL SUPER	LITRE	62.77	62.77	62.77	62.77	62.77	62.77	62.77	62.77
HIGH SPEED DIESEL HSD	LITRE	71.12	71.12	71.12	71.12	73.21	71.20	72.38	71.12
CNG	K.G.	67.50	67.50	0.00	67.50	0.00	67.50	67.50	67.50
GAS CYLINDER STAND. SIZE	EACH	770.00	770.00	900.00	800.00	850.00	990.00	913.00	880.00
MOTOR CYCLE SERVICE CHARGES	EACH	371.15	300.00	250.00	250.00	250.00	250.00	400.00	250.00
CAR SERVICE CHARGES	EACH	438.46	450.00	500.00	300.00	300.00	350.00	600.00	400.00
TYRE PUNCTURE CHARGES	EACH	50.00	60.00	70.00	70.00	50.00	75.00	80.00	80.00
CYCLE OVERHAULING CHARGES	EACH	203.85	300.00	275.00	200.00	200.00	200.00	300.00	200.00
CAR TAX FOR 800CC TO 1300CC	YEARLY	1750.00	1750.00	1750.00	1750.00	1750.00	1750.00	1750.00	1750.00
TRAIN FARE ECO. 1-100 KM.	P/KM.	0.68	0.68	0.68	0.68	0.00	0.68	0.68	0.68
TRAIN FARE ECO. 101-500 KM.	P/KM.	0.98	0.98	0.98	0.98	0.00	0.98	0.98	0.98
TRAIN FARE ECO. > 500 KM.	P/KM.	0.89	0.89	0.89	0.89	0.00	0.89	0.89	0.89
TRAIN FARE IST SLP. 1-100KM	P/KM.	2.10	2.10	2.10	2.10	0.00	2.10	2.10	2.10

Contd.

7.11 Intercity Consumer Prices March, 2016

Description	Unit	Karachi	Hyder- abad	Nawab- shah	Mirpur- khas	Mithi	Sukkar	Larkana	Dadu
WHEAT	10 KG.	360.00	312.50	350.00	325.00	325.00	340.00	347.50	340.00
TRAIN FARE IST SLP.101-500 KM	P/KM.	2.59	2.59	2.59	2.59	0.00	2.59	2.59	2.59
TRAIN FARE IST SLP. > 500 KM	P/KM.	1.99	1.99	1.99	1.99	0.00	1.99	1.99	1.99
TRAIN FARE A/C SLP. 1-100KM.	P/KM	5.76	5.76	5.76	5.76	0.00	5.76	5.76	5.76
TRAIN FARE A/C SLP.101-500KM	P/KM.	4.59	4.59	4.73	4.59	0.00	4.59	4.59	4.59
TRAIN FARE A/C SLP > 500KM.	P/KM	4.16	4.16	4.16	4.16	0.00	4.16	4.16	4.16
PLATEFORM TICKET	EACH	10.00	10.00	10.00	10.00	0.00	10.00	10.00	10.00
AUTO RICKSHAW FARES	KM/MIN	60.00	40.00	80.00	60.00	90.00	80.00	60.00	40.00
FULL TONGA CHARGES	KM/MIN	70.00	80.00	35.00	60.00	0.00	80.00	65.00	0.00
TAXI 4 SEATER FARE	KM/MIN	70.00	60.00	100.00	90.00	90.00	80.00	200.00	60.00
BUS FARE MIN (WITHIN CITY)	TICKET	10.00	10.00	0.00	10.00	0.00	0.00	0.00	0.00
BUS FARE MAX (WITHIN CIT	TICKET	15.00	15.00	0.00	10.00	0.00	0.00	0.00	0.00
BUS FARE OUTSIDE CITY	P/KM.	0.75	0.75	0.75	0.75	0.75	0.75	0.75	0.75
A/C BUS FARE OUTSIDE CITY	P/KM.	1.35	1.35	1.35	1.35	1.35	1.35	1.35	1.35
MINIBUS FARE MIN.WITH IN CITY	TICKET	10.00	10.00	0.00	0.00	0.00	0.00	0.00	0.00
MINIBUS FARE MAX.WITH IN CITY	TICKET	16.00	16.00	0.00	0.00	0.00	0.00	0.00	0.00
SUZUKI FARE MIN.WITH IN CITY	TICKET	10.00	10.00	0.00	10.00	0.00	10.00	10.00	0.00
SUZUKI FARE MAXIMUM W.IN CITY	TICKET	16.54	15.00	0.00	10.00	0.00	15.00	10.00	0.00
AIR FARE ECONOMY CLASS.	P/KM.	19.26	19.26	19.26	0.00	0.00	19.26	19.26	0.00
POSTAL ENVELOPE DOMESTIC	EACH	8.00	8.00	8.00	8.00	8.00	8.00	8.00	8.00
ENVELOPE FOR SAUDI ARABIA	EACH	50.00	50.00	50.00	50.00	50.00	50.00	50.00	45.00
POSTAL REGISTRATION CHARGES	EACH	38.00	28.00	28.00	28.00	28.00	28.00	38.00	28.00
U.M.S. REG CHARGES MIN.	EACH	59.00	59.00	59.00	59.00	59.00	59.00	59.00	59.00
T.C.S. CH. MIN.WITH IN ZONE	EACH	120.00	150.00	150.00	110.00	110.00	110.00	110.00	110.00
TELEPHONE CHARGES LOCAL CALL	P/CALL	3.94	3.94	3.94	3.94	3.94	3.94	3.94	3.94
TEL CHARGES OUT SIDE CITY	P/CALL	3.94	3.94	3.94	3.94	3.94	3.94	3.94	3.94
INTERNET CHARGES	P/HOUR	20.00	25.00	30.00	20.00	20.00	30.00	20.00	30.00
MOBILE CELL CHARGES	P/UNIT	3.00	3.00	3.06	3.00	3.00	3.00	3.50	3.06
FAX CHARGES (LOCAL)	P/PAGE	15.00	20.00	15.00	15.00	20.00	20.00	20.00	20.00
TELEPHONE SET AV. QLTY	EACH	819.23	500.00	500.00	600.00	650.00	550.00	900.00	550.00
MOBILE SET NOKIA/SONY/ERICSON/SAMSUNG WITHOUT CAMERA	EACH	2600.00	2200.00	3200.00	2250.00	2300.00	2700.00	3200.00	2400.00
T.V. 20" COLORED WEGA H-A21.	EACH	19500.00	17300.00	3500.00	18000.00	18000.00	17500.00	20500.00	14000.00
T.V 20" COLOR CHINA/KORIA)	EACH	14000.00	10750.00	4000.00	10000.00	10000.00	12000.00	9000.00	11000.00
V.C.P. PANASONIC/LG/NAT	EACH	4000.00	5000.00	5000.00	6000.00	6000.00	5600.00	4800.00	4500.00
DVD/VCD PLAYER PANASONIC/LG	EACH	4500.00	3500.00	1800.00	3500.00	3000.00	4500.00	3000.00	2200.00
RADIO WITH C.PLAYER NATIONAL	EACH	2009.62	3500.00	3500.00	1500.00	1500.00	2000.00	2900.00	2000.00
PERSONNEL COMPUTER (BRANDED)	EACH	43384.62	31200.00	58000.00	46000.00	46000.00	45000.00	45000.00	27000.00
VID. CASSETTE BLK. TDK/SONY	EACH	140.00	120.00	200.00	120.00	120.00	140.00	170.00	160.00
COM. C.D. (TDK/IMATION)	EACH	50.00	80.00	60.00	50.00	55.00	50.00	55.00	50.00
TAPE RECORDER CASSETTE BLANK	EACH	50.00	60.00	50.00	50.00	55.00	50.00	55.00	50.00
VIDEO GAME SEGA 16 BYTE	EACH	1400.00	1000.00	1100.00	1800.00	0.00	1500.00	1500.00	1150.00
CINEMA A/C. HIGH CLASS	TICKET	150.00	60.00	0.00	30.00	0.00	0.00	0.00	0.00
CINEMA NON-A/C HIGH CLASS	TICKET	120.00	40.00	50.00	20.00	0.00	0.00	60.00	35.00
CABLE CHARGES	PER MONT	400.00	300.00	250.00	300.00	200.00	300.00	375.00	300.00
TV.LICENCE FEE DOMESTIC	YEARLY	420.00	420.00	420.00	420.00	420.00	420.00	420.00	420.00
ENGLISH BOOK CLASS V1	EACH	56.65	56.65	56.65	56.65	56.65	56.65	56.65	56.65
ENGLISH BOOK CLASS IX OR X	EACH	43.15	43.15	43.15	43.15	43.15	43.15	43.15	43.15
ENG. BOOK IST.YR COMPLETE SET	EACH	118.15	118.15	118.15	118.15	118.15	118.15	118.15	118.15
ENGLISH BOOK BA/B.SC	EACH	150.00	150.00	150.00	150.00	150.00	150.00	150.00	150.00
URDU BOOK CLASS V (T.B.BORD)	EACH	64.80	64.80	64.80	64.80	64.80	64.80	64.80	64.80
URDU BOOK CLASS IX/X(T.B.B)	EACH	53.35	53.35	53.35	53.35	53.35	53.35	53.35	53.35
URDU BOOK IST.YEAR/INTER	EACH	46.10	46.10	46.10	46.10	46.10	46.10	46.10	46.10
URDU BOOK BA/B.SC	EACH	120.00	120.00	120.00	120.00	120.00	120.00	120.00	120.00
MATHS BOOK CALSS V (T.B.B)	EACH	54.75	54.75	54.75	54.75	54.75	54.75	54.75	54.75
MATHS BOOK CLASS IX OR X	EACH	191.85	191.85	191.85	191.85	191.85	191.85	191.85	191.85
MATHS BOOK IST.YEAR (T.B.B)	EACH	115.90	115.90	115.90	115.90	115.90	115.90	115.90	115.90
PAKISTAN STUDIES BOOK BA/B.SC	EACH	125.00	125.00	125.00	125.00	125.00	125.00	125.00	125.00
DAILY "DAWN"	P/COPY	19.00	19.00	19.00	19.00	19.00	19.00	19.00	19.00
DAILY "JANG"	P/COPY	12.00	12.00	12.00	12.00	12.00	12.00	12.00	12.00
DAILY "NAWA-E-WAQT"	P/COPY	12.00	12.00	12.00	12.00	12.00	12.00	12.00	12.00
WEEKLY "AKHBAR-E-JAHAN"	P/COPY	55.00	55.00	55.00	55.00	55.00	55.00	55.00	55.00

Contd.

7.11 Intercity Consumer Prices March, 2016

Description	Unit	Karachi	Hyder- abad	Nawab- shah	Mirpur- khas	Mithi	Sukkar	Larkana	Dadu
WHEAT	10 KG.	360.00	312.50	350.00	325.00	325.00	340.00	347.50	340.00
WEEKLY "MAG"	P/COPY	45.00	45.00	45.00	45.00	45.00	45.00	45.00	45.00
MONTHLY "NAUNEHAL DIGEST"	P/COPY	35.00	35.00	35.00	35.00	35.00	35.00	35.00	35.00
PAPER FOOLSCAPE (27"x17")	QUIRE	46.54	30.00	27.00	30.00	25.00	45.00	50.00	35.00
EXERCISE BOOK LINED 80/100 PGS	EACH	36.54	18.00	30.00	20.00	15.00	40.00	20.00	20.00
PENCILGOLDFISH/DEER	EACH	7.00	6.00	6.00	7.00	7.00	6.00	6.00	5.00
PEN INK DOLLOR 57 ML BOTTLE	EACH	25.00	20.00	20.00	25.00	25.00	25.00	25.00	20.00
PHOTOSTATE PAPER 70 GM	PRT	480.00	225.00	360.00	320.00	350.00	400.00	340.00	340.00
BALL PEN (local)	EACH	8.00	6.00	7.00	10.00	10.00	7.00	7.00	8.00
FOUNTAIN PEN HERO/WINGS/CHINA	EACH	40.00	25.00	50.00	20.00	25.00	40.00	42.50	30.00
PRIVATE SCHOOL FEE ENGLISH MEDIUM AVERAGE STANDARD (CLASS I)	PER MONTH	861.54	1081.25	1500.00	700.00	500.00	1300.00	900.00	1695.00
PRIVATE SCHOOL FEE ENGLISH MEDIUM AVERAGE STANDARD (CLASS V)	PER MONTH	961.54	1068.75	2100.00	1000.00	500.00	1300.00	950.00	2185.00
PRIVATE SCHOOL FEE ENGLISH MEDIUM AVERAGE STANDARD (CLASS VI)	PER MONTH	1461.54	1043.75	2700.00	1000.00	700.00	1400.00	1200.00	2185.00
PRIVATE SCHOOL FEE ENGLISH MEDIUM AVERAGE STANDARD (CLASS X)	PER MONTH	1923.08	1406.25	4000.00	1200.00	700.00	1400.00	1300.00	2415.00
PRIVATE MEDICLE COLLEGE FEE MBBS (1ST YEAR)	PER MONTH	54166.66	50000.00	0.00	40000.00	0.00	0.00	0.00	0.00
PRIVATE ENGINEERING COLLEGE FEE (ISTR YEAR)	PER MONTH	8333.33	0.00	0.00	0.00	0.00	0.00	0.00	0.00
GOVT. COLLEGE FEE 1ST. YEAR	MONTH	45.00	35.00	40.00	35.00	35.00	35.00	35.00	35.00
GOVT. COLLEGE FEE 4TH. YEAR	MONTH	75.00	75.00	67.50	67.50	70.00	67.50	75.00	75.00
GOVT. UNIVERSITY FEE MSC.	MONTH	1300.00	385.00	1550.00	354.17	354.17	0.00	0.00	354.17
GOVT. MED. COLLEGE FEE MBBS	MONTH	2417.00	2200.00	2000.00	0.00	2000.00	2000.00	4200.00	2000.00
GOVT. ENGG. COLL. FEE I YEAR	MONTH	1480.00	1000.00	333.33	0.00	0.00	0.00	1500.00	0.00
COACHING FEE FOR CLASS IX/X	PER MONTH	1800.00	500.00	1800.00	700.00	800.00	1000.00	600.00	500.00
COACHING CHARGES FOR CLASS 1ST YEAR/INTER (SCIENCE)	PER MONTH	2000.00	1000.00	2500.00	1000.00	900.00	2000.00	700.00	500.00
COACHING CHARGES FOR CLASS 1ST YEAR/INTER (COMMERCE)	PER MONTH	1800.00	600.00	2000.00	700.00	1000.00	1080.00	600.00	500.00
I.T. TUITION FEES	PER MONTH	3000.00	2000.00	1600.00	0.00	0.00	1500.00	1500.00	600.00
MBA TUITION FEES	PER MONTH	8153.85	2500.00	0.00	0.00	0.00	6300.00	2500.00	0.00
BREAD TANDOORI ST. SIZE	EACH	9.31	10.00	10.00	7.00	7.00	10.00	7.00	6.00
COOKED MUTTON (AV. HOTEL)	PLATE	136.15	137.50	150.00	120.00	130.00	200.00	100.00	70.00
COOKED BEEF (AV. HOTEL)	PLATE	71.92	72.50	70.00	80.00	50.00	125.00	100.00	50.00
COOKED DAL (AV. HOTEL)	PLATE	53.08	46.25	60.00	50.00	50.00	50.00	75.00	50.00
CHICKEN BIRYANI FULL/DOUBLE	PLATE	153.08	100.00	100.00	100.00	100.00	165.00	200.00	120.00
TEA PREPARED (ORDINARY)	CUP	21.54	20.00	25.00	25.00	25.00	20.00	22.50	20.00
HAIRCUT CHARGES FOR MEN	P/CUT	79.23	70.00	100.00	50.00	50.00	70.00	100.00	50.00
BEAUTY PORL HAIR STYL CHARGE	P/STY.	457.69	225.00	250.00	150.00	100.00	175.00	350.00	250.00
SHAVING CHARGES	PER SHV	43.08	40.00	50.00	20.00	20.00	35.00	50.00	30.00
LIPSTICK S.MISS/MEDORA	EACH	120.00	120.00	120.00	110.00	110.00	100.00	110.00	90.00
NAIL POLISH S.MISS/MEDORA	EACH	110.00	70.00	95.00	90.00	90.00	85.00	80.00	50.00
PERFUME MED.SIZE MEDORA/BROACH	EACH	200.38	120.00	200.00	200.00	220.00	120.00	210.00	185.00
HAIR-OIL AMLA/CHAMBELI	BOTTLE	120.00	110.00	130.00	120.00	120.00	120.00	120.00	120.00
TOILET SOAP LUX 95 GRAMS	EACH	38.00	40.00	50.00	35.00	35.00	42.00	36.00	44.00
TOILET SOAP LIFEBOUY 140 GRM	EACH	35.00	36.00	45.00	36.00	36.00	37.00	36.00	37.00
TOILET SOAP SAFEGUARD BATH SIZE	EACH	46.00	45.00	46.00	48.00	48.00	46.00	48.00	46.00
TOOTHPASTE MACKLINES 70 GRM	EACH	50.00	50.00	50.00	50.00	50.00	50.00	50.00	50.00
TOOTHPAST MED SIZE CLGATE 70 GMS	EACH	60.67	65.00	60.67	60.67	60.00	60.67	60.67	65.00
TOOTHBRUSH SHEILD A/PLAQUE	EACH	35.00	35.00	40.00	35.00	40.00	45.00	40.00	35.00
TOOTHPOWDER DENTONIC 90 GRM	EACH	28.00	32.00	25.00	22.00	25.00	28.00	25.00	25.00
HAIR-COLOUR BEGIN (6 GMS)	EACH	100.00	110.00	100.00	100.00	100.00	100.00	100.00	90.00
HAIR COLOUR (KALAKOLA)	BOTTLE	130.00	120.00	130.00	130.00	130.00	130.00	120.00	120.00
FACECREAM PONDS (MEDIUM)	EACH	120.00	120.00	110.00	120.00	120.00	120.00	120.00	120.00
TALC POWDER VICE ROAY,B.CAT	EACH	145.00	130.00	130.00	150.00	160.00	150.00	150.00	140.00
BLADE TREET ORDINARY 10'S	PKT.	40.00	35.00	40.00	35.00	30.00	45.00	45.00	40.00
BLADE 7-O-CLOCK STAIN. 5'S	PKT.	35.00	30.00	40.00	30.00	32.00	38.00	32.50	35.00
SHAMPOO SUNSILK/PAINTIN 100 ML	BOTTLE	110.00	110.00	110.00	110.00	110.00	100.00	110.00	110.00
BEAUTY CREAM (FAIR & LOVELY)	EACH	110.00	175.00	185.00	175.00	175.00	175.00	155.00	185.00
HAIR REMOVING CREAM (EU-CREAM)	TUBE	60.00	60.00	60.00	60.00	60.00	80.00	60.00	60.00
GEL MEDIUM SIZE	BOTTLE	60.00	55.00	67.50	55.00	75.00	70.00	75.00	120.00
DISPOSABLE RAZOR GILLET-II	EACH	40.00	45.00	45.00	35.00	35.00	45.00	40.00	40.00
SHAVING CREAM TOUCH-ME/ADM.	EACH	65.00	55.00	70.00	55.00	60.00	55.00	60.00	60.00
GOLD TEZABI 24 CT	10 GM.	42880.00	42171.00	40300.00	40250.00	42009.00	42300.00	41577.00	42695.00
SILVER TEZABI 24 CT	10 GM.	580.00	565.00	800.00	580.00	590.00	625.00	600.00	770.00
ARTIFICIAL JEWELLARY SET	SET	1267.31	400.00	1700.00	375.00	500.00	600.00	1100.00	250.00
WRIST WATCH GENTS CITIZEN (ORIGINAL) ***	EACH	2861.54	3100.00	3750.00	2500.00	2600.00	2600.00	3050.00	2500.00
WRIST WATCH LADIES CITIZEN (ORIGINAL) ***	EACH	2861.54	3050.00	3750.00	2500.00	2600.00	2500.00	2550.00	2500.00
WALL CLOCK QUARTZ AV.QLTY	EACH	500.96	312.50	500.00	350.00	300.00	475.00	475.00	200.00
SUITCASE REXIN (24"x16"x6")	EACH	1688.46	800.00	1600.00	850.00	900.00	1750.00	975.00	900.00
TRUNK MEDIUM SIZE ***	EACH	1900.00	1075.00	3000.00	1100.00	1000.00	3125.00	1200.00	1200.00
PURSE LADIES (LEATHER) AVERAGE QUALITY	EACH	1709.64	475.00	1500.00	550.00	500.00	600.00	1050.00	400.00

7.11 Intercity Consumer Prices March, 2016

Description	Unit	Peshawar	Mardan	Abbott- abad	Bannu	D.I. Khan	Mingora
WHEAT	10 KG.	343.33	330.00	400.00	355.00	342.50	305.00
WHEAT FLOUR FINE/SUPERIOR.	KG.	46.00	44.00	50.00	42.00	38.75	45.00
WHEAT FLOUR AVG. QLTY	KG.	39.42	40.00	43.00	40.50	37.63	40.00
WHEAT FLOUR BAG	10 KG.	388.33	380.00	440.00	405.00	390.00	390.00
MAIDA	KG.	50.00	50.00	55.00	58.00	49.00	52.50
SUJI	KG.	55.17	50.00	55.00	50.00	48.00	52.50
BESAN AV. QLTY.	KG.	125.83	122.50	125.00	127.50	117.50	82.50
RICE BASMATI SUP. QLTY.	KG.	121.67	105.00	120.00	95.00	88.25	115.00
RICE BASMATI 385/386	KG.	102.50	95.00	87.50	92.50	85.00	60.00
RICE BASMATI BROKEN AV.QLTY	KG.	65.83	65.00	80.00	49.00	59.00	50.00
RICE IRRI-6 (SINDH/PUNJAB)	KG.	41.17	42.50	40.00	52.50	42.50	45.00
VERMICELLI	KG.	78.75	80.00	90.00	72.50	72.50	80.00
BREAD PLAIN MEDIUM SIZE	EACH	35.00	35.00	35.00	35.00	30.00	40.00
RUSK (PAPAY)	KG.	181.67	200.00	150.00	140.00	145.00	300.00
BISCUITS-PACKED	PKT	33.33	35.00	35.00	40.00	35.00	33.75
BISCUIT-BAKERY (LOOSE)	250 GM	69.58	70.00	60.00	55.00	55.00	65.00
CORNFLAKS FAUJI 225 GM.	PKT	207.00	207.00	166.50	120.00	159.00	170.00
SAMOSAS (VEGATABLE)	EACH	7.33	8.00	10.00	17.50	10.00	10.00
PASTRY AV.QLTY.	EACH	23.33	25.00	17.50	20.00	25.00	20.00
PATTIES (VEGATABLES)	EACH	23.33	30.00	20.00	30.00	20.00	15.00
NIMCO	250 GM	52.50	65.00	40.00	50.00	55.00	50.00
CHIPS	250 GM	61.67	60.00	80.00	85.00	55.00	60.00
BEEF WITH BONE AV.QLTY.	KG	307.50	285.00	260.00	290.00	270.00	280.00
MUTTON AV.QLTY.	KG	650.00	550.00	525.00	510.00	575.00	525.00
CHICKEN FARM BROILER (LIVE)	KG	132.67	130.00	123.00	145.00	115.00	147.00
FISH-RAHU MEDIUM SIZE	KG	231.67	240.00	266.52	360.00	280.00	250.00
MILK FRESH (UNBOILED)	LTR.	82.50	80.00	85.00	77.50	70.00	100.00
CURD	KG.	91.67	100.00	87.50	86.25	80.00	100.00
MILK TETRA PACK 1/2 LTR.	PKT.	60.00	60.00	59.00	58.00	58.00	55.00
LACTOGEN 400 GRAMS	PKT.	425.00	435.00	435.00	430.00	427.50	425.00
POWDER MILK NIDO 400GM.	PKT	380.00	380.00	380.00	370.00	380.00	350.00
MILK POWDER LOOSE/PACKED	KG.	500.00	400.00	520.00	550.00	430.00	500.00
BUTTER LOCAL PACKED	50 GM.	25.00	40.00	25.00	42.50	32.50	25.00
EGGS FARM	DOZ	93.33	100.00	90.00	90.00	101.25	100.00
MUSTARD OIL AV.QLTY.	KG.	220.00	240.00	250.00	190.00	190.00	210.00
COOKING OIL (DALDA)	2.5LTR	455.00	455.00	442.50	475.00	436.25	445.00
COOKING OIL (PAKWAN) OTHER BRAND SPECIFY	2.5 LTR	396.67	370.00	330.00	415.00	440.00	300.00
VEGETABLE GHEE TIN	2.5KG.	450.00	450.00	440.00	470.00	460.00	480.00
VEGETABLE GHEE (LOOSE)	KG.	149.17	150.00	130.00	155.00	143.75	150.00
DATES AV.QLTY.	KG.	170.00	170.00	160.00	205.00	157.50	190.00
PISTACHIO AV.QLTY.	50 GM.	75.00	80.00	120.00	85.00	60.00	110.00
ALMONDS WHOLE AV.QLTY.	KG.	750.00	700.00	425.00	650.00	417.50	700.00
COCONUT DRY AV.QLTY.	KG.	260.00	265.00	290.00	300.00	300.00	220.00
RAISINS AV.QLTY.	50 GM.	19.50	20.00	20.00	13.50	14.75	25.00
GROUNDNUTS (WITH SHELL)	KG.	168.33	162.50	190.00	150.00	138.75	140.00
MALTA/MOSAMBI	DOZ	120.00	130.00	150.00	95.00	97.50	140.00
KINNU	DOZ	90.00	90.00	40.00	75.00	82.50	95.00
APPLE	KG	113.33	120.00	100.00	120.00	127.50	110.00
ALOO BUKHARA	KG	0.00	0.00	0.00	0.00	0.00	0.00
POMEGRANATE (ANNAR)	KG	237.50	325.00	230.00	300.00	140.00	240.00
GRAPES	KG	0.00	0.00	0.00	0.00	0.00	0.00
BANANAS	DOZ	70.00	60.00	60.00	76.25	53.75	70.00
MANGO KALMI	KG	0.00	0.00	0.00	0.00	0.00	0.00
GUAVA	KG	96.67	90.00	80.00	70.00	75.00	80.00
WATERMELON (TURBOOZ)	KG	0.00	0.00	0.00	0.00	0.00	0.00
MUSKMELON (KHARBOOZA)	KG	0.00	0.00	0.00	0.00	0.00	0.00
SWEETMELON (GARMA)	KG	0.00	0.00	0.00	0.00	0.00	0.00
PULSE MASOOR (WHOLE)	KG.	133.33	140.00	127.50	140.00	110.00	110.00
PULSE MASOOR (WASHED)	KG.	134.17	140.00	130.00	137.50	130.00	120.00
PULSE MOONG (WASHED)	KG.	142.33	150.00	148.75	145.00	153.75	140.00
PULSE MASH (WASHED)	KG.	248.33	250.00	256.25	240.00	177.50	240.00

Contd.

7.11 Intercity Consumer Prices March, 2016

Description	Unit	Peshawar	Mardan	Abbott- abad	Bannu	D.I. Khan	Mingora
PULSE GRAM	KG.	121.67	130.00	125.00	115.00	117.50	110.00
GRAM WHOLE BLACK AV.QLTY.	KG.	109.17	122.50	126.25	87.50	60.00	110.00
GRAM WHOLE YELLOW AV.QLTY	KG.	116.67	120.00	122.50	111.25	111.25	115.00
BEANS (LAL LOBIA)	KG.	110.83	110.00	127.50	112.50	122.50	125.00
POTATOES	KG	24.17	20.00	18.00	20.00	18.50	20.00
ONION	KG	45.83	40.00	40.00	40.00	37.50	50.00
TURNIP	KG	24.17	20.00	20.00	25.00	20.00	20.00
RADISH	KG	22.50	17.50	20.00	20.00	7.50	25.00
TOMATOES	KG	32.50	27.50	22.50	27.50	24.25	30.00
CABBAGE	KG	30.00	20.00	17.50	32.50	32.50	30.00
CAULIFLOWER	KG	28.33	20.00	22.50	35.00	22.50	27.50
BRINJAL	KG	0.00	0.00	0.00	0.00	0.00	0.00
PUMPKIN	KG	0.00	0.00	0.00	0.00	0.00	0.00
BOTTLEGOURD	KG	0.00	0.00	0.00	0.00	0.00	0.00
LADY FINGER	KG	0.00	0.00	0.00	0.00	0.00	0.00
PEAS	KG	70.00	60.00	60.00	55.00	43.75	70.00
SPINACH	KG	28.33	10.00	15.00	20.00	21.25	40.00
TINDA	KG	0.00	0.00	0.00	0.00	0.00	0.00
TURAI	KG	0.00	0.00	0.00	0.00	0.00	0.00
KARAILA	KG	0.00	0.00	0.00	0.00	0.00	0.00
ARVI	KG	0.00	0.00	0.00	0.00	0.00	0.00
CHILLIES GREEN	KG	100.00	70.00	85.00	130.00	95.00	80.00
CARROT	KG	30.00	20.00	20.00	25.00	32.50	40.00
CUCUMBER (KHEERA)	KG	38.33	30.00	32.50	30.00	47.50	40.00
LEMON	250GM	22.08	20.00	22.50	32.50	22.50	20.00
SUGAR REFINED	KG.	63.33	64.00	64.00	65.00	60.50	68.00
GUR AV.QLTY	KG.	91.33	81.25	100.00	90.00	63.00	87.50
HONEY LANGANESE 500 GM.	BOTTLE	860.00	860.00	900.00	350.00	860.00	500.00
MILO 200 GM.	BOTTLE	200.00	220.00	200.00	200.00	220.00	200.00
CUSTARD POWDER RAFHAN 300 GM.	PKT	76.67	80.00	75.00	85.00	75.00	75.00
TOFFEE (HILAL)	EACH	2.83	2.00	1.00	1.00	1.00	1.00
CHOWKELATE CANDY (SMALL SIZE)	EACH	5.00	5.00	5.00	5.00	5.00	5.00
SWEETMEAT (MIXED)	KG	276.67	260.00	250.00	185.00	247.50	250.00
ICE CREAM WALLS	CUP.	40.00	40.00	40.00	40.00	40.00	40.00
ICE	KG	11.67	10.00	10.00	12.00	10.00	15.00
JAM AHMED/MITCHELLES	BOTTLE	135.00	140.00	140.00	110.00	140.00	127.50
SQUASH-MITCHELLES	BOTTLE	153.33	160.00	160.00	145.00	157.50	160.00
ROOH AFZA	BOTTLE	150.00	150.00	150.00	150.00	150.00	150.00
JAM-E-SHIREEN	BOTTLE	153.33	150.00	150.00	150.00	150.00	150.00
SAUNF	50 GM	20.00	17.50	17.50	15.00	10.00	10.00
CINAMON LOOSE AV. QLTY	50 GM.	22.50	20.00	25.00	30.00	20.00	20.00
CUMINSEED WHITE NATIONAL	50 GM.	52.67	54.00	47.00	50.00	52.00	50.00
PEPPER BLACK NATIONAL	50 GM.	98.67	96.00	100.00	96.00	96.00	96.00
CLOVES LOOSE AV.QLTY	50 GM.	110.00	100.00	125.00	110.00	60.00	85.00
CARDAMOM LARGE LOOSE AV.QLTY	50 GM.	198.33	180.00	140.00	90.00	95.00	85.00
CARDAMOM SMALL AV.QLTY	50 GM.	100.00	110.00	150.00	120.00	77.50	87.50
SALT-POWDERED (LAHORI) LOOSE	KG.	10.00	10.00	10.00	10.00	5.00	15.00
SALT POWDERED (NATIONAL/SHAN)	PKT	25.00	25.00	25.00	20.00	25.00	20.00
CHILLIES POWD.NATIONAL 200GM	PKT	105.00	105.00	105.00	105.00	105.00	105.00
CHILLIES POWDER LOOS	KG.	250.00	250.00	320.00	280.00	230.00	220.00
CORRIANDER SEED POWD.NATIONAL	PKT	104.00	104.00	105.00	104.00	88.00	104.00
CORRIANDER SEED (LOOSE)	KG.	246.67	245.00	290.00	280.00	200.00	230.00
TURMERIC POWD.NATIONAL 50GM	PKT.	35.00	35.00	35.00	35.00	35.00	39.00
CURRY POWD. NATIONAL 200 GM	PKT.	87.00	87.00	87.00	86.00	86.00	87.00
TOMATO KETCHUP AHMED/MITCHL	BOTTLE	101.67	120.00	80.00	70.00	97.50	105.00
PICKLES AHMED/MITCHELLES	BOTTLE	116.67	120.00	100.00	100.00	110.00	102.50
VINEGAR SYNTHETIC (SIRKA)	BOTTLE	80.00	70.00	80.00	40.00	60.00	85.00
GARLIC	KG	240.00	240.00	260.00	247.50	145.00	260.00
GINGER	KG	183.33	120.00	105.00	260.00	210.00	160.00
TAPAL DANEDAR TEA 200GM PACKET	PKT	177.54	166.32	150.00	158.00	175.00	136.84
TEA LIPTON YELLOW LABEL 200GM.	PKT.	189.47	189.47	150.00	157.89	157.00	180.00

Contd.

7.11 Intercity Consumer Prices March, 2016

Description	Unit	Peshawar	Mardan	Abbott- abad	Bannu	D.I. Khan	Mingora
TEA LOOSE KENYA AV.QLTY 250GM.	PKT.	169.33	155.00	165.00	160.00	145.00	150.00
COFFEE-NESCAFE 75 GM. **	BOTTLE	306.67	355.00	350.00	290.00	350.00	330.00
COLD DRINK (STANDARD SIZ)	BOTTLE	25.00	30.00	22.50	25.00	25.00	25.00
FRUIT JUICE TETRA PACK	PKT.	15.00	15.00	20.00	17.50	20.00	30.00
MINERAL WATER NESTLE 1.5 LTR	BOTTLE	45.00	50.00	50.00	50.00	50.00	50.00
CIGARETTES K-2 10'S **	PKT	60.00	55.00	45.00	55.00	50.00	60.00
CIGARETTES CAPSTAN 10'S **	PKT	65.00	70.00	65.00	70.00	65.00	65.00
CIGARETTES GOLD LEAF 20'S	PKT	125.00	130.00	120.00	130.00	120.00	120.00
CIGARETTES MORVEN GOLD 20'S	PKT	68.33	60.00	65.00	70.00	60.00	70.00
BETEL LEAVES	50GM.	76.67	80.00	80.00	80.00	50.00	60.00
BETEL NUTS	KG.	425.00	500.00	400.00	300.00	280.00	400.00
LONG CLOTH 57" GUL AHMED/AL-KARAM	METER	300.00	300.00	200.00	172.50	227.50	185.00
SHIRTING AV.QLTY.	METER	283.33	325.00	225.00	150.00	150.00	175.00
PANT CLOTH W & WEAR AV.QLTY	METER	375.00	362.50	375.00	690.00	265.00	650.00
LAWN PRINTED GUL AHMED/AL-KARAM	METER	360.00	380.00	400.00	192.50	260.00	185.00
GEORGETTE AV.QLTY	METER	110.00	110.00	110.00	100.00	90.00	115.00
LINEN AV.QLTY ***	METER	155.00	175.00	180.00	148.75	80.00	145.00
HEAVY WT SUITING LAWERNCPUR AVG QLTY	METER	2503.33	2250.00	1250.00	900.00	750.00	1562.50
HEAVY WT SUITING LAWERNCPUR SUP QLTY	METER	2726.67	2500.00	2500.00	1050.00	1200.00	1850.00
TROPICAL SUITING LAW.PUR	METER	1553.33	1600.00	1250.00	700.00	750.00	1300.00
PANT BOY 24"/26" LENGTH.	EACH	500.00	550.00	625.00	755.00	450.00	375.00
SHIRT BOY 24"/26" LENGTH	EACH	360.00	335.00	625.00	350.00	250.00	325.00
SCHOOL UNI. PANT,SHIRT BOYS	SUIT	771.67	750.00	647.50	737.50	481.25	705.00
SCHOOL UNI. KAMEEZ,SHAL.BOYS	SUIT	730.00	575.00	830.00	687.50	450.00	475.00
SCHOOL UNI. KAMEEZ,SHAL.GIRL	SUIT	763.33	775.00	750.00	690.00	500.00	650.00
FROCK W/WEAR GIRLS	EACH	1075.00	1150.00	1050.00	925.00	660.00	550.00
AWAMI-SUIT W & W(BOY) 24"/26	SUIT	1013.33	950.00	1150.00	810.00	600.00	615.00
AWAMI-SUIT W&W (GENTS)AV.QLTY	SUIT	1683.33	1550.00	1900.00	1825.00	925.00	1300.00
PULLOVER GENTS OXFORD/BON.	EACH	3190.00	3187.50	3195.00	3400.00	2400.00	2750.00
PULLOVER LADIES OXFORD/BON.	EACH	3190.00	2800.00	3195.00	3200.00	2400.00	2750.00
PULLOVER (GENTS) OTHERS A.QTY	EACH	1066.67	1100.00	1955.00	1500.00	825.00	1925.00
SECOND-HAND COAT FOR MEN	EACH	625.00	650.00	375.00	400.00	225.00	650.00
SECONDHAND SWEETER FOR MEN DUP QLTY	EACH	758.33	1100.00	425.00	300.00	250.00	550.00
SECONDHAND WINTER JACKET	EACH	808.33	1100.00	525.00	275.00	225.00	875.00
UNDERWEAR AV.QLTY MEDIUM SIZE	EACH	115.00	90.00	200.00	93.75	70.00	130.00
VEST FOR MEN AV.QLTY.	EACH	135.00	110.00	150.00	87.50	70.00	110.00
VEST/SHAMEEZ (WOMEN) AVG. QLTY	EACH	165.00	130.00	200.00	137.50	110.00	95.00
SOCKS NYLON (PAKISTANI)	PAIR	94.17	110.00	100.00	65.00	50.00	55.00
BRASSIER AV.QLTY.	EACH	130.00	120.00	85.00	155.00	85.00	110.00
BRASSIER SUP QLTY	EACH	266.67	190.00	190.00	235.00	110.00	165.00
DOPATTA GEORGETTE AV.QLTY.	EACH	275.00	265.00	387.50	260.00	250.00	350.00
DOPATTA COTTON AV GLTY	EACH	225.00	235.00	275.00	272.50	230.00	255.00
CHADDAR (W/WEAR) (2x2.5 MTR)	EACH	1050.00	950.00	600.00	472.50	337.50	800.00
LUNGI/DHOTI(COTTON) AVG. QLTY	EACH	291.67	300.00	350.00	425.00	230.00	210.00
HANDKERCHIEF AVG. QLTY PAK	EACH	27.50	30.00	32.50	20.00	40.00	22.50
HANDKERCHIEF SUP. QLTY PAK	EACH	53.33	45.00	50.00	40.00	50.00	35.00
GLOVES AV QLTY	PAIR	106.67	110.00	100.00	55.00	60.00	55.00
AZARBAND COTTON AVG. QLTY	EACH	30.00	30.00	12.50	17.50	11.00	10.00
SEWING THREAD/REEL(ASLI PARI)	EACH	8.50	8.50	7.00	5.00	5.00	5.00
WASHING CHARGES PAINT & SHIRT	SUIT	220.00	110.00	60.00	70.00	80.00	100.00
DRY CLEANING SUIT COAT PANT	SUIT	450.00	340.00	400.00	250.00	180.00	450.00
WASHING CH. (KAMIZ-SHALWAR)	PAIR	80.83	80.00	50.00	70.00	35.00	60.00
TAILORING SHIRT	EACH	500.00	525.00	400.00	300.00	265.00	500.00
TAILORING CHARGES PANT (MEN)	EACH	1383.33	800.00	775.00	1000.00	550.00	950.00
TAILORING COAT-PANT SUIT	SUIT	5733.33	4800.00	4200.00	2900.00	2500.00	4400.00
TAILORING AWAMI-SUIT (MALE)	SUIT	650.00	625.00	575.00	550.00	525.00	550.00
TAILORING SUIT FEMALE	SUIT	558.33	550.00	425.00	475.00	375.00	650.00
GENTS SHOES PAUL BATA	PAIR	1199.00	1199.00	1199.00	1199.00	1199.00	1199.00
GENTS SANDAL BATA	PAIR	699.00	699.00	699.00	699.00	699.00	699.00
GENTS SPOUNG CHAPPAL BATA	PAIR	179.00	179.00	179.00	179.00	179.00	179.00
LADIES SANDAL BATA	PAIR	499.00	499.00	499.00	499.00	499.00	499.00

Contd.

7.11 Intercity Consumer Prices March, 2016

Description	Unit	Peshawar	Mardan	Abbott- abad	Bannu	D.I. Khan	Mingora
LADIES SPOUNG CHAPPAL BATA	PAIR	179.00	179.00	179.00	179.00	179.00	179.00
CHILD SHOE POWER LITE BATA	PAIR	599.00	599.00	599.00	599.00	599.00	599.00
GENTS SHOE, ART 1109 SERVICE	PAIR	999.00	999.00	999.00	999.00	999.00	999.00
NYLON JOGGER 27 SIZE 2-5 ***	PAIR	1299.00	1299.00	1299.00	1299.00	1299.00	1299.00
CHINA FOOT WEAR AV. QLTY (MALE) *	PAIR	950.00	950.00	1200.00	925.00	750.00	1350.00
CHINA FOOT WEAR AV. QLTY (FEMALE) *	PAIR	850.00	875.00	900.00	800.00	475.00	512.50
CHINA FOOT WEAR AV. QLTY (CHILDREN) *	PAIR	575.00	525.00	500.00	475.00	325.00	475.00
SHOE REPAIR HALF SOLE	PAIR	136.67	110.00	100.00	87.50	95.00	210.00
SHOES POLISH CHARGES AVERAGE SHOP	PAIR	20.00	20.00	20.00	20.00	16.25	20.00
HOUSE RENT (combined)	MONTH	7706.00	3407.00	8576.00	3964.00	5059.00	3638.00
rent 2	pm	7706.00	3407.00	8576.00	3964.00	5059.00	3638.00
RENT3	PM	7706.00	3407.00	8576.00	3964.00	5059.00	3638.00
RENT4	PM	7706.00	3407.00	8576.00	3964.00	5059.00	3638.00
RENT5	PM	7706.00	3407.00	8576.00	3964.00	5059.00	3638.00
RENT6	PM	7706.00	3407.00	8576.00	3964.00	5059.00	3638.00
SYNTHETIC ENEMAL ROBIALAC BALTI 3.64 LTR.	EACH	1833.33	1850.00	1950.00	1925.00	2000.00	2250.00
SYNTHETIC ENEMAL ICI BALTI 3.64 LTR.	EACH	1866.67	1900.00	1950.00	1925.00	1989.00	2160.00
CEMENT (LOCAL) SPECIFY BRAND NAME	BAG	487.50	487.50	510.00	495.00	497.50	500.00
BRICKS (NEW) IST CLASS	P/1000	7333.33	8000.00	9250.00	7000.00	5875.00	10000.00
CEMENT BLOCKS (6"x8"x12")	P/100	0.00	0.00	0.00	0.00	0.00	3475.00
BAJREE	100CFT	3300.00	3000.00	2300.00	1800.00	2875.00	2750.00
SAND (BLACK PIT SAND)	K100CFT	2066.67	1700.00	2500.00	1475.00	1450.00	3100.00
TIMBER SHESHAM LOG IST QUALITY	cubmt.	57286.67	60027.00	0.00	35000.00	32700.00	0.00
IRON BAR (M.S. BAR) 1/2"	P/TON	60000.00	60500.00	59500.00	65000.00	5950.00	59000.00
CARPANTER WAGE RATE	P/DAY	800.00	800.00	800.00	950.00	950.00	1000.00
MASON (RAJ) WAGE RATE	P/DAY	900.00	900.00	800.00	1200.00	950.00	1000.00
UNSKILLED LABOUR WAGE RATE	P/DAY	500.00	500.00	500.00	550.00	500.00	500.00
PLUMBER WAGE RSTE	P/DAY	1200.00	1250.00	0.00	850.00	900.00	1000.00
ELECTICIAN WAGE RATE PER DAY **	P/DAY	933.33	950.00	0.00	700.00	900.00	1000.00
ELECTICIAN WAGE RATE PER POINT **	P/PNT	100.00	100.00	150.00	90.00	70.00	155.00
WATER CHARGES PER HOUSE	P/MONTH	150.00	120.00	175.00	200.00	100.00	130.00
ELECT.CHARGES UPTO 50 UNITS	P/UNIT	2.00	2.00	2.00	2.00	2.00	2.00
ELECT.CHARGES 01 - 100 UNIT	P/UNIT	6.18	6.18	6.18	6.18	6.18	6.18
ELECT.CHARGES 101 - 300 UNIT	P/UNIT	9.54	9.54	9.54	9.54	9.54	9.54
ELECT.CHARGES 301 - 1000 UNIT	P/UNIT	16.39	16.39	16.39	16.39	16.39	16.39
ELECT.CHARGES ABOVE 1000 UNIT	P/UNIT	18.39	18.39	18.39	18.39	18.39	18.39
ELEC	PM	10.50	10.50	10.50	10.50	10.50	10.50
GAS CHRg upto 3.3719 MMBTU	MMBTU	128.70	128.70	128.70	128.70	0.00	128.70
GAS CHRg 3.3719 - 6.7438 MMBTU	MMBTU	257.40	257.40	257.40	257.40	0.00	257.40
GAS CHRg 6.7438 - 10.1157 MMBTU	MMBTU	257.40	257.40	257.40	257.40	0.00	257.40
GAS CHRg10.1157 - 13.4876 MMBTU	MMBTU	702.00	702.00	702.00	702.00	0.00	702.00
GAS	PM	702.00	702.00	702.00	702.00	0.00	702.00
GAS	PM	409.50	409.50	409.50	409.50	0.00	409.50
KEROSENE OIL	LTR	77.50	95.00	80.00	80.00	77.00	95.00
FIREWOOD WHOLE	40 KG.	695.83	525.00	400.00	490.00	350.00	550.00
CHAIR SHESHAM WOOD WITH ARMS **	EACH	1833.33	2000.00	1600.00	1100.00	2550.00	1450.00
CHAIR PLASTIC (CHAIRMAN) AVERAGE QUALITY	EACH	1183.33	1200.00	990.00	667.50	800.00	900.00
TABLE SHESHAM WOOD (4X2X5") ***	EACH	6416.67	6000.00	6800.00	6700.00	4500.00	5000.00
SOFASET WOODEN WITH FOAM SEAT **	SET	22333.33	19000.00	17000.00	14750.00	18000.00	21000.00
COT IRON (WITH NIWAR)AV.QLTY.	EACH	2100.00	2100.00	2100.00	1800.00	2300.00	2000.00
ALMIRAH (STEEL) 6'X3' 20 GUAGE	EACH	9166.67	9000.00	14750.00	9250.00	9300.00	9000.00
DINNING TABLE 6 CHAIRS A.QLTY	SET	27166.67	28500.00	35500.00	11750.00	17000.00	22500.00
SINGLE BED WITHOUT FOAM MED.	EACH	6916.67	6125.00	6500.00	3550.00	5700.00	4750.00
MATRESS SINGLE(4"THICK)	EACH	4708.33	4750.00	5000.00	4550.00	3350.00	5560.00
FARSHI DARI 12'X9' AV.QLTY	EACH	1333.33	1150.00	1300.00	1450.00	1100.00	1550.00
DARI COTTON (6'x2 1/2') AV.QL	EACH	308.33	400.00	300.00	465.00	400.00	1175.00
CARPET PLAIN AV. QLTY	SQFT.	40.00	42.50	47.50	44.50	35.00	42.50
QUILT (LIHAF) 3 KG. COTTON	EACH	1066.67	1050.00	850.00	900.00	600.00	650.00
BLANKET (90" x 54")	EACH	3066.67	2350.00	3500.00	3000.00	2900.00	5250.00
BEDSHEET SINGLE BED SUP.QLTY	EACH	866.67	800.00	750.00	520.00	500.00	700.00
BED SHEET DOUBLE WITH TWO PILLOW COVERS SUP QLTY	SET	1650.00	1500.00	2200.00	1375.00	1075.00	1500.00

Contd.

7.11 Intercity Consumer Prices March, 2016

Description	Unit	Peshawar	Mardan	Abbott- abad	Bannu	D.I. Khan	Mingora
TOWEL(3'x2') AV. QALTY	EACH	333.33	225.00	475.00	300.00	275.00	250.00
CEILING FAN 48" SUPER QLTY **	EACH	3133.33	2900.00	2895.00	3550.00	3250.00	2950.00
PEDESTAL FAN 22" SUPER QLTY	EACH	4700.00	4200.00	4390.00	4575.00	4730.00	3550.00
REFG. DAWLENCE 10 CFT. D.DOOR	EACH	29666.67	28000.00	29250.00	32500.00	33500.00	28750.00
D-FREEZER WAVES 8 CFT.	EACH	29416.67	30000.00	29000.00	43000.00	29000.00	30500.00
AIRCONDITIONER 1.5 TON PEL	EACH	40000.00	41000.00	40000.00	46250.00	44000.00	44000.00
SPLIT AIR CONDITIONER 1.5 TON (SPECIFY BRAND NAME)	EACH	42166.67	44000.00	43000.00	45000.00	43000.00	48000.00
AIRCOOLER SUPER ASIA	EACH	15000.00	15000.00	13750.00	11250.00	14900.00	9750.00
WASHING MACHINE SINGER	EACH	15833.33	15850.00	15600.00	14700.00	14700.00	14700.00
SEWING MACHINE(SINGER)	EACH	6430.00	7595.00	6900.00	5910.00	5000.00	6095.00
GIZER LARGE SIZE 30 GALLON CAPACITY SUP QLTY	EACH	22900.00	22900.00	16500.00	15200.00	18500.00	16500.00
GAS BURNER DOUBLE SPFY.BRAND	EACH	3300.00	2975.00	1750.00	2687.50	2100.00	1412.50
ELECT. IRON PHILIPS MDL.1120	EACH	3433.33	1600.00	1750.00	1500.00	1000.00	1500.00
ELECTRIC JUICER FOR APPLE	EACH	4583.33	4500.00	4000.00	4800.00	3625.00	1700.00
S.STEEL DEGHCHI MEDIUM SIZE ***	EACH	788.33	725.00	550.00	575.00	500.00	600.00
ALUMINIUM COOKING PAN (DEGCHI) MED SIZE	EACH	691.67	625.00	350.00	585.00	425.00	750.00
NON STICK COOKING PAN (DEGCHI) SUP. QLTY	EACH	1141.67	900.00	600.00	567.50	525.00	750.00
FRYING PAN STEEL AVG. QLTY MED. SIZE	EACH	450.00	350.00	325.00	470.00	352.50	275.00
TAWA IORN (MEDIUM SIZE) AVG. QLTY	EACH	383.33	375.00	450.00	595.00	355.00	325.00
S.STEEL PLATE A.QLTY.(M.SIZE)	EACH	72.50	67.50	75.00	65.00	55.00	72.50
TABLE SPOON S.STEEL SUP.QLTY.	DOZEN	483.33	425.00	300.00	485.00	265.00	550.00
WATER SET JUG+6 GLASSES (OMROC)	SET	533.33	475.00	475.00	487.50	512.50	450.00
TEA SET PAK. CHINAWARE 21 PCS.	SET	2566.67	2100.00	2100.00	1500.00	1550.00	2650.00
DINNER SET PLASTIC 72 PIECES SUPERIOR QLTY	SET	8583.33	8000.00	5500.00	4225.00	3250.00	3750.00
HOTPOT SET PLASTIC 3 PCS.	SET	1233.33	1150.00	1750.00	1575.00	1025.00	1775.00
BUCKET(BALTI) PLASTIC MED.SIZ	EACH	358.33	400.00	375.00	465.00	290.00	350.00
LOTA PLASTIC (MED SIZE) AVERAGE QUALITY	EACH	55.00	47.50	55.00	40.00	38.75	65.00
PRESURE COOKER 4 LTR.	EACH	1350.00	1100.00	1050.00	1450.00	1375.00	1450.00
WATER COOLER 9/10 LTR.PLASTIC ***	EACH	483.33	525.00	725.00	450.00	600.00	475.00
THERMOS STARVAC 1 LTR	EACH	483.33	475.00	575.00	490.00	500.00	675.00
BULB PHILIPS 100-WATTS	EACH	40.00	40.00	30.00	30.00	30.00	37.50
TUBE LIGHT PHILIPS 40 WATTS	EACH	100.00	100.00	110.00	95.00	125.00	130.00
ELECTRIC BLUBS "0" WATTE LOCAL	EACH	21.67	25.00	25.00	20.00	22.50	20.00
ELECTRIC BLUB ENERGY SAVER 14 WATTS	EACH	170.00	170.00	162.50	160.00	170.00	175.00
WASHING SOAP 250 GMS SPECIFY BRAND NAME	EACH	40.00	35.00	40.00	37.00	37.50	27.50
SURF EXCEL 400 GMS POLY BAG	EACH	125.00	125.00	125.00	125.00	125.00	115.00
WASHING POWDER 1000 GRM	EACH	185.00	185.00	185.00	175.00	185.00	185.00
WASHING POWDER (WHEEL/ BONUS) 100 GRAMS	EACH	93.33	90.00	90.00	100.00	92.50	90.00
CLEANSER POWDER VIM 1000 GM	PKT.	75.00	70.00	75.00	75.00	72.50	66.67
FINIS 500 ML	BOTTLE	170.00	170.00	180.00	140.00	110.00	110.00
PHNYLE TYPHONE/FINIS/CARRANITE 3 LITRES	BOTTLE	150.00	157.50	165.00	137.50	125.00	130.00
HARPIC	BOTTLE	141.67	145.00	145.00	140.00	142.50	125.00
BOOT POLISH CHERRY/KIWI 50ML	EACH	100.00	100.00	100.00	100.00	90.00	100.00
ROBIN BLUE (35 GRAMS)	PKT.	50.00	50.00	30.00	40.00	28.00	30.00
TISSU PAPER PERFUMED 100 PCS.	PKT	108.33	110.00	110.00	90.00	102.50	90.00
TOILET PAPER ROLL (R.PETEL)	P/ROLL	40.00	38.00	40.00	35.00	35.00	27.50
BOOT POLISH LIQUID CHEERY BLOSSOM KIWI 75 ML	BOTTLE	135.00	135.00	150.00	120.00	135.00	117.00
MATCH BOX SMALL	EACH	2.00	2.00	2.00	2.00	1.00	1.00
DRY CELL 1.5 VOLT(LOCAL)	EACH	28.33	27.50	20.00	23.50	20.00	20.00
HAND STITCHING NEEDLE M.SIZE	PACKET	5.83	6.00	9.00	6.00	6.00	5.00
SEWING MACHINE NEEDLE (SINGER)	EACH	5.83	6.00	7.50	5.00	5.00	5.00
HOUSEHOLD SERVANT FEMALE P/T	P/MNTH	1516.67	1200.00	2500.00	1625.00	2750.00	3500.00
MARRIAGE HALL WITH FURNITURE	P/HEAD	241.67	250.00	105.00	90.00	100.00	60.00
SEPTRAN TABLETS	10TAB.	15.00	15.00	15.00	15.00	16.00	15.00
BRUFEN TABS 200-MG.	10TAB.	10.67	10.00	10.00	10.00	10.00	10.00
PANADOL TAB. EXTRA/PLAIN	10TAB.	12.00	10.00	12.00	12.00	12.00	12.00
DISPRIN TAB.	10TAB.	12.00	10.00	10.00	10.00	10.00	10.00
TRISIL TAB.	10 TAB	10.00	10.00	10.00	10.00	10.00	10.00
FLAGYL TAB. 200 MG.	10TAB.	10.00	10.00	10.00	10.00	10.00	10.00
VENTOLIN TAB. 2MG.	10TAB.	10.00	10.00	10.00	9.00	9.67	10.00
DAONIL TAB. 5 MG.	10TAB.	17.00	17.00	17.00	17.00	17.00	17.00

Contd.

7.11 Intercity Consumer Prices March, 2016

Description	Unit	Peshawar	Mardan	Abbott- abad	Bannu	D.I. Khan	Mingora
ENTOX TAB.	10TAB.	10.00	10.00	10.00	10.00	10.00	10.00
RENITEC TAB. 5 MG.	10TAB.	58.50	58.50	58.00	59.00	50.53	58.50
CAC. 1000 TAB	BOTTLE	122.00	122.00	122.00	122.00	122.00	122.00
AMOXIL CAPSOLE 250 MG.S	10CAP.	35.00	35.00	36.00	35.00	36.00	35.00
CALCIUM SYRUP SANDOZ	BOTTLE	64.00	64.00	64.00	64.00	64.00	64.00
LEDERPLEX SYRUP	BOTTLE	35.00	35.00	35.00	35.00	35.00	35.00
SANCOS SYRUP (50 ML.)	BOTTLE	30.00	30.00	30.00	30.00	30.00	30.00
PHENERGAN SYRUP 120 ML.	BOTTLE	33.00	33.00	33.00	33.00	33.00	33.00
CALPOL SYRUP 60 ML.	BOTTLE	28.00	28.00	28.00	28.00	28.00	28.00
HYDRYLLIN SYRUP 120 ML.	BOTTLE	65.00	65.00	65.00	65.00	65.00	65.00
POLYFAX EYE OINTMENT	TUBE	21.00	21.00	21.00	21.00	21.75	21.00
BETNESOL EYE DROPS	BOTTLE	33.89	33.89	33.89	33.89	33.89	33.89
EAR DROPS (CARDISPORINE) ***	BOTTLE	21.00	21.00	21.00	21.00	21.00	21.00
BETNOVATE-N OINTMENT 5 GMS	TUBE	17.00	16.00	16.00	16.00	16.00	16.00
BURNOL CREAM 30 GRM	TUBE	16.00	16.00	16.00	16.00	16.00	16.00
VICKS VAPORUB/BALM	BOTTLE	36.00	36.00	36.00	36.00	36.00	36.00
GLYCRINE SMALL BOTTLE	BOTTLE	26.67	30.00	35.00	25.00	15.00	30.00
JOUHAR JOSHANDA	PKT.	8.00	8.00	8.00	6.00	8.00	10.00
GALXOS-D (450 GRMS)	PKT.	157.33	157.50	151.88	140.00	140.00	150.00
GRIPE-WATER WOODWARDS	BOTTLE	55.00	55.00	50.00	50.00	50.00	55.00
SANIPLAST ONE PUTTY	EACH	2.00	2.00	2.00	2.00	2.00	2.00
O.R.S. (NIMCOL)	PKT.	17.00	17.00	17.00	17.00	15.00	15.00
DETTOL (MEDIUM)	BOTTLE	46.80	46.80	46.80	46.80	46.80	46.80
COTTON BANDAGE 2" - 4"	EACH	9.00	9.00	10.50	10.00	5.50	6.00
THERMOMETER CHINA	EACH	41.33	42.00	50.00	40.00	45.00	40.00
DOCTOR (MBBS) CLINIC FEE	P/PAT.	266.67	250.00	200.00	175.00	250.00	350.00
URINE TEST (DR) CHARGES	P/TEST	100.00	100.00	100.00	100.00	120.00	100.00
BLOOD TEST (CP) CHARGES	P/TEST	200.00	200.00	287.50	175.00	130.00	250.00
SUGAR TEST (RANDOM/FASTING BOTH) CHARGES	P/TEST	200.00	200.00	140.00	140.00	140.00	100.00
ECG CHARGES	P/TEST	200.00	200.00	250.00	243.75	300.00	150.00
X-RAY (CHEST) CHARGES	P/X-RAY	283.33	300.00	250.00	225.00	300.00	180.00
CAR SUZUKI 800 CC (W/O. A/C)	EACH	693000.00	693000.00	645000.00	0.00	642000.00	0.00
CAR SUZUKI 1000 CC	EACH	1069000.00	1085800.00	1105000.00	0.00	1052000.00	0.00
CAR TOYOTA 1300 CC	EACH	1767500.00	1767500.00	1767500.00	0.00	1767500.00	0.00
CAR HONDA CIVIC	EACH	2039000.00	2039000.00	2180000.00	0.00	0.00	0.00
MOTORCYCLE HONDA CD-70.	EACH	63500.00	63500.00	63500.00	63500.00	63500.00	63500.00
MOTORCYCLE YAMAHA 100CC.	EACH	80000.00	80000.00	79300.00	84000.00	79300.00	0.00
MOTOR CYCLE HERO 70 CC	EACH	44000.00	43000.00	46000.00	43000.00	45000.00	45000.00
BICYCLE WITH TYRES & TUBES	EACH	9000.00	7700.00	9900.00	9300.00	6825.00	6650.00
TYRE CAR WITH TUBE GENERAL	EACH	3726.67	3700.00	3250.00	5150.00	3500.00	3500.00
TYRE MOTOR CYCLE WITHOUT TUBE	EACH	1291.67	1100.00	1175.00	1350.00	1050.00	1250.00
TYRE CYCLE SPECIFY BRAND NAME	EACH	331.67	300.00	550.00	557.50	325.00	500.00
TYRE CAR W/O TUBE	EACH	3586.67	3400.00	3062.50	4600.00	3600.00	3350.00
PETROL SUPER	LITRE	62.77	62.77	62.77	62.77	62.77	62.77
HIGH SPEED DIESEL HSD	LITRE	71.12	71.12	71.12	71.12	71.12	71.12
CNG	K.G.	75.82	0.00	0.00	0.00	0.00	75.82
GAS CYLINDER STAND. SIZE	EACH	990.00	1100.00	850.00	750.00	1125.00	946.00
MOTOR CYCLE SERVICE CHARGES	EACH	300.00	280.00	300.00	325.00	275.00	275.00
CAR SERVICE CHARGES	EACH	300.00	300.00	400.00	0.00	400.00	282.50
TYRE PUNCTURE CHARGES	EACH	60.83	50.00	75.00	80.00	50.00	55.00
CYCLE OVERHAULING CHARGES	EACH	350.00	350.00	275.00	600.00	300.00	250.00
CAR TAX FOR 800CC TO 1300CC	YEARLY	1075.00	1075.00	1075.00	1075.00	1075.00	1075.00
TRAIN FARE ECO. 1-100 KM.	P/KM.	0.68	0.00	0.68	0.68	0.00	0.00
TRAIN FARE ECO. 101-500 KM.	P/KM.	0.98	0.00	0.98	0.98	0.00	0.00
TRAIN FARE ECO. > 500 KM.	P/KM.	0.89	0.00	0.89	0.89	0.00	0.00
TRAIN FARE IST SLP. 1-100KM	P/KM.	2.10	0.00	2.10	2.10	0.00	0.00
TRAIN FARE IST SLP.101-500 KM	P/KM.	2.59	0.00	2.59	2.59	0.00	0.00
TRAIN FARE IST SLP. > 500 KM	P/KM.	1.99	0.00	1.99	1.99	0.00	0.00
TRAIN FARE A/C SLP. 1-100KM.	P/KM.	5.76	0.00	5.76	5.76	0.00	0.00
TRAIN FARE A/C SLP.101-500KM	P/KM.	4.59	0.00	4.59	4.59	0.00	0.00
TRAIN FARE A/C SLP > 500KM.	P/KM.	4.16	0.00	4.16	4.16	0.00	0.00

Contd.

7.11 Intercity Consumer Prices March, 2016

Description	Unit	Peshawar	Mardan	Abbott- abad	Bannu	D.I. Khan	Mingora
PLATEFORM TICKET	EACH	10.00	0.00	10.00	10.00	0.00	0.00
AUTO RICKSHAW FARES	KM/MIN	53.33	60.00	50.00	35.00	50.00	50.00
FULL TONGA CHARGES	KM/MIN	60.00	60.00	60.00	50.00	0.00	0.00
TAXI 4 SEATER FARE	KM/MIN	100.00	100.00	65.00	40.00	150.00	75.00
BUS FARE MIN (WITHIN CITY)	TICKET	10.00	10.00	10.00	10.00	0.00	0.00
BUS FARE MAX (WITHIN CIT	TICKET	20.00	19.00	10.00	20.00	0.00	0.00
BUS FARE OUTSIDE CITY	P/KM.	0.79	0.79	0.79	0.79	0.79	0.79
A/C BUS FARE OUTSIDE CITY	P/KM.	0.90	0.90	0.90	0.90	0.90	0.90
MINIBUS FARE MIN.WITH IN CITY	TICKET	10.00	0.00	0.00	0.00	0.00	0.00
MINIBUS FARE MAX.WITH IN CITY	TICKET	20.00	0.00	0.00	0.00	0.00	0.00
SUZUKI FARE MIN.WITH IN CITY	TICKET	10.00	10.00	10.00	0.00	10.00	10.00
SUZUKI FARE MAXIMUM W.IN CITY	TICKET	20.00	20.00	13.00	0.00	15.00	15.00
AIR FARE ECONOMY CLASS.	P/KM.	19.26	0.00	0.00	0.00	0.00	0.00
POSTAL ENVELOPE DOMESTIC	EACH	8.00	8.00	8.00	8.00	8.00	8.00
ENVELOPE FOR SAUDI ARABIA	EACH	50.00	50.00	50.00	50.00	50.00	50.00
POSTAL REGISTRATION CHARGES	EACH	28.00	28.00	38.00	36.00	28.00	28.00
U.M.S. REG CHARGES MIN.	EACH	59.00	59.00	59.00	59.00	59.00	59.00
T.C.S. CH. MIN.WITH IN ZONE	EACH	150.00	150.00	150.00	110.00	150.00	130.00
TELEPHONE CHARGES LOCAL CALL	P/CALL	3.94	3.94	3.94	3.94	3.94	3.94
TEL CHARGES OUT SIDE CITY	P/CALL	3.94	3.94	3.94	3.94	3.94	3.94
INTERNET CHARGES	P/HOUR	30.00	30.00	30.00	40.00	42.50	40.00
MOBILE CELL CHARGES	P/UNIT	2.88	2.88	4.00	2.88	2.50	2.50
FAX CHARGES (LOCAL)	P/PAGE	20.00	20.00	20.00	15.00	15.00	10.00
TELEPHONE SET AV. QLT Y	EACH	1183.33	1250.00	1650.00	1050.00	1300.00	1200.00
MOBILE SET NOKIA/SONY/ERICSON/SAMSUNG WITHOUT CAMERA	EACH	2883.33	3100.00	3550.00	2500.00	2250.00	2550.00
T.V. 20" COLORED WEGA H-A21.	EACH	25000.00	34000.00	20000.00	23500.00	20000.00	25500.00
T.V 20" COLOR CHINA/KORIA)	EACH	8833.33	10000.00	10500.00	11025.00	9550.00	8500.00
V.C.P. PANASONIC/LG/NAT	EACH	3916.67	0.00	6500.00	6500.00	5000.00	0.00
DVD/VCD PLAYER PANASONIC/LG	EACH	3066.67	4000.00	4600.00	1950.00	5500.00	1925.00
RADIO WITH C.PLAYER NATIONAL	EACH	2633.33	2650.00	2800.00	2175.00	1900.00	1450.00
PERSONNEL COMPUTER (BRANDED)	EACH	50000.00	48800.00	35000.00	52000.00	41500.00	34500.00
VID. CASSETTE BLK. TDK/SONY	EACH	100.00	100.00	150.00	110.00	100.00	125.00
COM. C.D. (TDK/IMATION)	EACH	40.00	40.00	50.00	65.00	50.00	50.00
TAPE RECORDER CASSETTE BLANK	EACH	33.33	30.00	60.00	25.00	42.50	70.00
VIDEO GAME SEGA 16 BYTE	EACH	1250.00	1250.00	1800.00	1500.00	1475.00	0.00
CINEMA A/C. HIGH CLASS	TICKET	85.00	30.00	0.00	0.00	0.00	0.00
CINEMA NON-A/C HIGH CLASS	TICKET	85.00	30.00	30.00	40.00	50.00	100.00
CABLE CHARGES	PER MONT	200.00	300.00	250.00	325.00	300.00	200.00
TV.LICENCE FEE DOMESTIC	YEARLY	420.00	420.00	420.00	420.00	420.00	420.00
ENGLISH BOOK CLASS V1	EACH	75.00	75.00	75.00	75.00	75.00	75.00
ENGLISH BOOK CLASS IX OR X	EACH	68.00	68.00	68.00	68.00	68.00	68.00
ENG. BOOK IST.YR COMPLETE SET	EACH	76.00	76.00	76.00	76.00	76.00	76.00
ENGLISH BOOK BA/B.SC	EACH	120.00	120.00	120.00	120.00	120.00	120.00
URDU BOOK CLASS V (T.B.BORD)	EACH	76.00	76.00	76.00	76.00	76.00	76.00
URDU BOOK CLASS IX/X(T.B.B)	EACH	58.50	58.50	58.50	58.50	58.50	58.50
URDU BOOK IST.YEAR/INTER	EACH	81.00	76.00	76.00	76.00	76.00	76.00
URDU BOOK BA/B.SC	EACH	170.00	160.00	160.00	160.00	160.00	160.00
MATHS BOOK CALSS V (T.B.B)	EACH	105.00	105.00	105.00	105.00	105.00	105.00
MATHS BOOK CLASS IX OR X	EACH	114.00	114.00	114.00	114.00	114.00	114.00
MATHS BOOK IST.YEAR (T.B.B)	EACH	176.00	176.00	176.00	176.00	176.00	176.00
PAKISTAN STUDIES BOOK BA/B.SC	EACH	120.00	120.00	120.00	120.00	120.00	120.00
DAILY "DAWN"	P/COPY	19.00	19.00	19.00	19.00	19.00	19.00
DAILY "JANG"	P/COPY	12.00	12.00	12.00	12.00	12.00	12.00
DAILY "NAWA-E-WAQT"	P/COPY	12.00	12.00	12.00	12.00	12.00	12.00
WEEKLY "AKHBAR-E-JAHAN"	P/COPY	55.00	55.00	55.00	55.00	55.00	55.00
WEEKLY "MAG"	P/COPY	45.00	45.00	45.00	45.00	45.00	45.00
MONTHLY "NAUNEHAL DIGEST"	P/COPY	35.00	35.00	35.00	35.00	35.00	35.00
PAPER FOOLSCAPE (27"x17")	QUIRE	20.00	20.00	37.50	35.00	47.50	25.00
EXERCISE.BOOK LINED 80/100 PGS	EACH	71.67	65.00	65.00	55.00	45.00	65.00
PENCILGOLDFISH/DEER	EACH	5.17	5.00	5.50	6.00	5.00	10.00
PEN INK DOLLOR 57 ML BOTTLE	EACH	20.00	20.00	25.00	20.00	20.00	20.00

Contd.

7.11 Intercity Consumer Prices March, 2016

Description	Unit	Peshawar	Mardan	Abbott- abad	Bannu	D.I. Khan	Mingora
PHOTOSTATE PAPER 70 GM	PRT	323.33	330.00	370.00	300.00	355.00	350.00
BALL PEN (local)	EACH	7.00	7.25	7.00	8.50	5.00	10.00
FOUNTAIN PEN HERO/WINGS/CHINA	EACH	44.17	60.00	55.00	35.00	40.00	50.00
PRIVATE SCHOOL FEE ENGLISH MEDIUM AVERAGE STANDARD (CLASS I)	PER MONTH	1933.33	2000.00	1512.50	575.00	500.00	1000.00
PRIVATE SCHOOL FEE ENGLISH MEDIUM AVERAGE STANDARD (CLASS V)	PER MONTH	2100.00	2300.00	1797.50	700.00	800.00	1000.00
PRIVATE SCHOOL FEE ENGLISH MEDIUM AVERAGE STANDARD (CLASS VI)	PER MONTH	2100.00	2300.00	1847.50	775.00	1000.00	1250.00
PRIVATE SCHOOL FEE ENGLISH MEDIUM AVERAGE STANDARD (CLASS X)	PER MONTH	2150.00	2800.00	2287.50	900.00	1800.00	2000.00
PRIVATE MEDICL COLLEGE FEE MBBS (1ST YEAR)	PER MONTH	50000.00	0.00	50000.00	0.00	0.00	0.00
PRIVATE ENGINEERING COLLEGE FEE (ISTR YEAR)	PER MONTH	15000.00	15000.00	0.00	0.00	0.00	0.00
GOVT. COLLEGE FEE 1ST. YEAR	MONTH	42.09	42.09	42.09	42.09	42.09	42.09
GOVT. COLLEGE FEE 4TH. YEAR	MONTH	54.90	54.79	50.00	50.00	39.59	39.59
GOVT. UNIVERSITY FEE MSC.	MONTH	1487.93	1487.93	539.58	620.00	540.00	540.00
GOVT. MED. COLLEGE FEE MBBS	MONTH	641.67	641.66	641.66	642.00	641.66	641.66
GOVT. ENGG. COLL. FEE I YEAR	MONTH	595.83	595.83	0.00	404.17	595.83	0.00
COACHING FEE FOR CLASS IX/X	PER MONTH	2500.00	2500.00	1200.00	800.00	1000.00	1750.00
COACHING CHARGES FOR CLASS 1ST YEAR/INTER (SCIENCE)	PER MONTH	3000.00	3000.00	1500.00	800.00	1100.00	2750.00
COACHING CHARGES FOR CLASS 1ST YEAR/INTER (COMMERCE)	PER MONTH	3000.00	3000.00	1000.00	750.00	1000.00	950.00
I.T. TUITION FEES	PER MONTH	5000.00	5000.00	4166.00	2800.00	2100.00	0.00
MBA TUITION FEES	PER MONTH	6369.50	6000.00	3000.00	3400.00	2100.00	0.00
BREAD TANDOORI ST. SIZE	EACH	10.00	10.00	10.00	10.00	6.00	10.00
COOKED MUTTON (AV. HOTEL)	PLATE	183.33	150.00	150.00	150.00	140.00	185.00
COOKED BEEF (AV. HOTEL)	PLATE	121.67	100.00	90.00	90.00	100.00	125.00
COOKED DAL (AV. HOTEL)	PLATE	60.00	60.00	57.50	47.50	70.00	65.00
CHICKEN BIRYANI FULL/DOUBLE	PLATE	133.33	140.00	140.00	130.00	145.00	190.00
TEA PREPARED (ORDINARY)	CUP	15.00	20.00	20.00	20.00	15.00	17.50
HAIRCUT CHARGES FOR MEN	P/CUT	141.67	120.00	85.00	77.50	55.00	82.50
BEAUTY PORL HAIR STYL CHARGE	P/STY.	250.00	225.00	600.00	170.00	140.00	450.00
SHAVING CHARGES	PER SHV	76.67	80.00	50.00	37.50	32.50	55.00
LIPSTICK S.MISS/MEDORA	EACH	113.33	120.00	115.00	110.00	100.00	90.00
NAIL POLISH S.MISS/MEDORA	EACH	103.33	100.00	105.00	120.00	100.00	85.00
PERFUME MED.SIZE MEDORA/BROACH	EACH	193.33	200.00	140.00	160.00	180.00	150.00
HAIR-OIL AMLA/CHAMBELI	BOTTLE	120.00	115.00	120.00	130.00	85.00	100.00
TOILET SOAP LUX 95 GRAMS	EACH	40.00	40.00	40.00	44.00	46.00	35.00
TOILET SOAP LIFEBOUY 140 GRM	EACH	36.33	37.00	36.00	36.00	36.00	36.00
TOILET SOAP SAFEGUARD BATH SIZE	EACH	46.00	46.00	47.00	50.00	48.00	50.00
TOOTHPASTE MACKLINES 70 GRM	EACH	50.00	50.00	50.00	50.00	50.00	50.00
TOOTHPAST MED SIZE CLGATE 70 GMS	EACH	65.83	60.67	65.33	60.67	60.00	60.67
TOOTHBRUSH SHEILD A/PLAQUE	EACH	45.00	45.00	45.00	32.50	40.00	46.25
TOOTHPOWDER DENTONIC 90 GRM	EACH	28.00	30.00	25.00	25.00	25.00	25.00
HAIR-COLOUR BEGIN (6 GMS)	EACH	103.33	100.00	103.33	95.00	95.00	100.00
HAIR COLOUR (KALAKOLA)	BOTTLE	130.00	130.00	130.00	120.00	125.00	120.00
FACECREAM PONDS (MEDIUM)	EACH	116.67	120.00	120.00	120.00	110.00	120.00
TALC POWDER VICE ROAY,B.CAT	EACH	136.67	150.00	145.00	130.00	110.00	110.00
BLADE TREET ORDINARY 10'S	PKT.	36.67	35.00	45.00	30.00	30.00	30.00
BLADE 7-O-CLOCK STAIN. 5'S	PKT.	35.00	35.00	30.00	30.00	35.00	37.50
SHAMPOO SUNSILK/PAINTIN 100 ML	BOTTLE	100.00	100.00	100.00	100.00	110.00	110.00
BEAUTY CREAM (FAIR & LOVELY)	EACH	85.00	85.00	175.00	85.00	170.00	115.00
HAIR REMOVING CREAM (EU-CREAM)	TUBE	60.00	60.00	67.50	75.00	55.00	80.00
GEL MEDIUM SIZE	BOTTLE	120.00	120.00	120.00	65.00	85.00	120.00
DISPOSABLE RAZOR GILLET-II	EACH	45.00	45.00	42.50	35.00	45.00	45.00
SHAVING CREAM TOUCH-ME/ADM.	EACH	65.00	75.00	65.00	55.00	55.00	60.00
GOLD TEZABI 24 CT	10 GM.	43000.00	42910.00	41838.00	42800.00	41250.00	42608.00
SILVER TEZABI 24 CT	10 GM.	608.00	667.00	600.00	730.00	541.00	565.00
ARTIFICIAL JEWELLARY SET	SET	983.33	1100.00	750.00	925.00	230.00	2125.00
WRIST WATCH GENTS CITIZEN (ORIGINAL) ***	EACH	4000.00	4500.00	2000.00	2500.00	2500.00	2500.00
WRIST WATCH LADIES CITIZEN (ORIGINAL) ***	EACH	4000.00	4500.00	1800.00	2500.00	2500.00	2750.00
WALL CLOCK QUARTZ AV.QLTY	EACH	1350.00	1350.00	525.00	482.50	255.00	650.00
SUITCASE REXIN (24"x16"x6")	EACH	725.00	700.00	1000.00	775.00	725.00	850.00
TRUNK MEDIUM SIZE ***	EACH	1500.00	1500.00	1150.00	1775.00	1300.00	950.00
PURSE LADIES (LEATHER) AVERAGE QUALITY	EACH	1233.33	975.00	700.00	840.00	500.00	600.00

7.11 Intercity Consumer Prices March, 2016

Description	Unit	Quetta	Turbat	Gawadar	Loralai	Khuzdar	D.M. Jamali
WHEAT	10 KG.	370.00	460.00	450.00	365.00	400.00	310.00
WHEAT FLOUR FINE/SUPERIOR.	KG.	51.00	55.00	55.00	45.00	45.00	40.00
WHEAT FLOUR AVG. QLTY	KG.	49.00	46.00	41.25	44.00	40.00	38.00
WHEAT FLOUR BAG	10 KG.	400.00	450.00	400.00	420.00	400.00	365.00
MAIDA	KG.	50.00	78.00	43.75	60.00	45.00	48.00
SUJI	KG.	60.00	80.00	45.50	70.00	70.00	50.00
BESAN AV. QLTY.	KG.	130.00	150.00	105.00	130.00	120.00	125.00
RICE BASMATI SUP. QLTY.	KG.	140.00	120.00	130.00	145.00	190.00	110.00
RICE BASMATI 385/386	KG.	85.00	60.00	75.00	115.00	50.00	77.50
RICE BASMATI BROKEN AV.QLTY	KG.	70.00	60.00	60.00	85.00	40.00	45.00
RICE IRRI-6 (SINDH/PUNJAB)	KG.	50.00	45.00	45.00	60.00	40.00	37.50
VERMICELLI	KG.	75.00	80.00	80.00	85.00	70.00	75.00
BREAD PLAIN MEDIUM SIZE	EACH	40.00	30.00	30.00	40.00	40.00	37.50
RUSK (PAPAY)	KG.	135.00	160.00	200.00	160.00	160.00	140.00
BISCUITS-PACKED	PKT	35.00	35.00	35.00	35.00	39.50	35.00
BISCUIT-BAKERY (LOOSE)	250 GM	55.00	60.00	60.00	60.00	90.00	70.00
CORNFLAKS FAUJI 225 GM.	PKT	162.00	152.00	154.00	135.00	153.00	180.00
SAMOSA (VEGATABLE)	EACH	12.00	10.00	10.00	15.00	7.00	10.00
PASTRY AV.QLTY.	EACH	22.50	22.00	20.00	22.50	15.00	20.00
PATTIES (VEGATABLES)	EACH	25.00	22.00	20.00	25.00	15.00	17.00
NIMCO	250 GM	45.00	70.00	90.00	75.00	90.00	65.00
CHIPS	250 GM	50.00	75.00	90.00	60.00	90.00	65.00
BEEF WITH BONE AV.QLTY.	KG	365.00	440.00	450.00	300.00	320.00	260.00
MUTTON AV.QLTY.	KG	600.00	775.00	725.00	570.00	530.00	545.00
CHICKEN FARM BROILER (LIVE)	KG	150.00	250.00	250.00	130.00	205.00	140.00
FISH-RAHU MEDIUM SIZE	KG	310.00	400.00	300.00	270.00	230.00	237.50
MILK FRESH (UNBOILED)	LTR.	85.00	110.00	110.00	95.00	80.00	80.00
CURD	KG.	100.00	120.00	120.00	90.00	90.00	120.00
MILK TETRA PACK 1/2 LTR.	PKT.	60.00	64.00	62.00	65.00	50.00	50.00
LACTOGEN 400 GRAMS	PKT.	425.00	435.00	435.00	425.00	435.00	435.00
POWDER MILK NIDO 400GM.	PKT	380.00	380.00	379.00	380.00	380.00	390.00
MILK POWDER LOOSE/PACKED	KG.	400.00	500.00	510.00	440.00	790.00	475.00
BUTTER LOCAL PACKED	50 GM.	24.00	30.00	30.00	0.00	30.00	37.50
EGGS FARM	DOZ	100.00	100.00	100.00	110.00	100.00	105.00
MUSTARD OIL AV.QLTY.	KG.	190.00	180.00	200.00	230.00	170.00	190.00
COOKING OIL (DALDA)	2.5LTR	455.00	440.00	460.00	480.00	455.00	440.00
COOKING OIL (PAKWAN) OTHER BRAND SPECIFY	2.5 LTR	415.00	400.00	460.00	420.00	445.00	430.00
VEGETABLE GHEE TIN	2.5KG.	430.00	440.00	450.00	440.00	440.00	440.00
VEGETABLE GHEE (LOOSE)	KG.	150.00	157.50	162.50	150.00	120.00	150.00
DATES AV.QLTY.	KG.	185.00	75.00	131.25	240.00	80.00	200.00
PISTACHIO AV.QLTY.	50 GM.	60.00	60.00	100.00	60.00	150.00	55.00
ALMONDS WHOLE AV.QLTY.	KG.	700.00	530.00	575.00	550.00	1000.00	825.00
COCONUT DRY AV.QLTY.	KG.	275.00	300.00	255.00	225.00	400.00	250.00
RAISINS AV.QLTY.	50 GM.	22.50	24.00	25.00	20.00	60.00	27.50
GROUNDNUTS (WITH SHELL)	KG.	275.00	160.00	140.00	210.00	200.00	240.00
MALTA/MOSAMBI	DOZ	50.00	140.00	150.00	55.00	90.00	120.00
KINNU	DOZ	50.00	120.00	140.00	55.00	60.00	120.00
APPLE	KG	90.00	120.00	120.00	165.00	70.00	100.00
ALOO BUKHARA	KG	0.00	0.00	0.00	0.00	0.00	0.00
POMEGRANATE (ANNAR)	KG	160.00	190.00	170.00	220.00	120.00	175.00
GRAPES	KG	0.00	0.00	0.00	0.00	0.00	0.00
BANANAS	DOZ	50.00	75.00	80.00	75.00	80.00	50.00
MANGO KALMI	KG	0.00	0.00	0.00	0.00	0.00	0.00
GUAVA	KG	70.00	80.00	80.00	60.00	80.00	50.00
WATERMELON (TURBOOZ)	KG	0.00	0.00	0.00	0.00	0.00	0.00
MUSKMELON (KHARBOOZA)	KG	0.00	0.00	0.00	0.00	0.00	0.00
SWEETMELON (GARMA)	KG	0.00	0.00	0.00	0.00	0.00	0.00
PULSE MASOOR (WHOLE)	KG.	135.00	165.00	130.00	140.00	140.00	130.00
PULSE MASOOR (WASHED)	KG.	140.00	160.00	140.00	135.00	140.00	155.00
PULSE MOONG (WASHED)	KG.	170.00	150.00	150.00	155.00	200.00	180.00
PULSE MASH (WASHED)	KG.	275.00	175.00	160.00	200.00	200.00	185.00
PULSE GRAM	KG.	135.00	140.00	100.00	130.00	130.00	125.00

Contd.

7.11 Intercity Consumer Prices March, 2016

Description	Unit	Quetta	Turbat	Gawadar	Loralai	Khuzdar	D.M. Jamali
GRAM WHOLE BLACK AV.QLTY.	KG.	130.00	120.00	120.00	125.00	150.00	110.00
GRAM WHOLE YELLOW AV.QLTY	KG.	155.00	160.00	160.00	125.00	180.00	150.00
BEANS (LAL LOBIA)	KG.	155.00	90.00	90.00	120.00	170.00	125.00
POTATOES	KG	16.00	30.00	20.00	20.00	20.00	12.50
ONION	KG	40.00	50.00	50.00	55.00	45.00	40.00
TURNIP	KG	19.00	65.00	60.00	20.00	25.00	20.00
RADISH	KG	27.50	50.00	50.00	35.00	30.00	10.00
TOMATOES	KG	20.00	50.00	50.00	30.00	30.00	23.75
CABBAGE	KG	22.50	80.00	80.00	35.00	30.00	30.00
CAULIFLOWER	KG	22.50	75.00	85.00	40.00	25.00	22.50
BRINJAL	KG	0.00	0.00	0.00	0.00	0.00	0.00
PUMPKIN	KG	0.00	0.00	0.00	0.00	0.00	0.00
BOTTLEGOURD	KG	0.00	0.00	0.00	0.00	0.00	0.00
LADY FINGER	KG	0.00	0.00	0.00	0.00	0.00	0.00
PEAS	KG	77.50	60.00	80.00	80.00	60.00	45.00
SPINACH	KG	22.50	30.00	30.00	25.00	10.00	22.50
TINDA	KG	0.00	0.00	0.00	0.00	0.00	0.00
TURAI	KG	0.00	0.00	0.00	0.00	0.00	0.00
KARAILA	KG	0.00	0.00	0.00	0.00	0.00	0.00
ARVI	KG	0.00	0.00	0.00	0.00	0.00	0.00
CHILLIES GREEN	KG	77.50	100.00	66.00	110.00	75.00	45.00
CARROT	KG	19.00	50.00	60.00	30.00	30.00	17.50
CUCUMBER (KHEERA)	KG	27.50	70.00	80.00	55.00	70.00	35.00
LEMON	250GM	20.00	60.00	65.00	30.00	70.00	35.00
SUGAR REFINED	KG.	64.00	68.00	58.75	65.00	60.00	60.00
GUR AV.QLTY	KG.	90.00	90.00	90.00	80.00	90.00	85.00
HONEY LANGANESE 500 GM.	BOTTLE	740.00	650.00	700.00	610.00	500.00	800.00
MILO 200 GM.	BOTTLE	200.00	150.00	150.00	200.00	200.00	220.00
CUSTARD POWDER RAFHAN 300 GM.	PKT	75.00	80.00	80.00	80.00	75.00	75.00
TOFFEE (HILAL)	EACH	1.00	2.00	1.00	1.00	1.00	2.00
CHOWKELATE CANDY (SMALL SIZE)	EACH	5.00	5.00	5.00	5.00	5.00	5.00
SWEETMEAT (MIXED)	KG	250.00	350.00	362.50	250.00	300.00	320.00
ICE CREAM WALLS	CUP.	40.00	40.00	40.00	40.00	40.00	40.00
ICE	KG	15.00	10.00	10.00	10.00	30.00	10.00
JAM AHMED/MITCHELLES	BOTTLE	140.00	115.00	130.00	140.00	190.00	125.00
SQUASH-MITCHELLES	BOTTLE	160.00	142.50	150.00	160.00	190.00	150.00
ROOH AFZA	BOTTLE	170.00	150.00	150.00	150.00	150.00	150.00
JAM-E-SHIREEN	BOTTLE	170.00	150.00	150.00	160.00	160.00	150.00
SAUNF	50 GM	13.50	14.50	14.00	15.00	40.00	15.00
CINAMON LOOSE AV. QLTY	50 GM.	22.50	30.00	40.00	30.00	30.00	22.50
CUMINSEED WHITE NATIONAL	50 GM.	50.00	52.00	50.00	50.00	50.00	54.00
PEPPER BLACK NATIONAL	50 GM.	96.00	80.00	79.00	96.00	90.00	100.00
CLOVES LOOSE AV.QLTY	50 GM.	86.00	30.00	50.00	150.00	110.00	120.00
CARDAMOM LARGE LOOSE AV.QLTY	50 GM.	145.00	60.00	100.00	150.00	210.00	105.00
CARDAMOM SMALL AV.QLTY	50 GM.	180.00	150.00	150.00	100.00	190.00	95.00
SALT-POWDERED (LAHORI) LOOSE	KG.	10.00	11.00	10.00	10.00	10.00	10.00
SALT POWDERED (NATIONAL/SHAN)	PKT	25.00	25.00	25.00	25.00	25.00	25.00
CHILLIES POWD.NATIONAL 200GM	PKT	105.00	105.00	105.00	105.00	105.00	105.00
CHILLIES POWDER LOOS	KG.	310.00	450.00	450.00	360.00	300.00	290.00
CORRIANDER SEED POWD.NATIONAL	PKT	104.00	80.00	80.00	104.00	100.00	104.00
CORRIANDER SEED (LOOSE)	KG.	230.00	165.00	290.00	280.00	300.00	245.00
TURMERIC POWD.NATIONAL 50GM	PKT.	35.00	35.00	35.00	35.00	39.00	35.00
CURRY POWD. NATIONAL 200 GM	PKT.	87.00	90.00	86.00	86.00	86.00	86.00
TOMATO KETCHUP AHMED/MITCHL	BOTTLE	85.00	100.00	90.00	90.00	120.00	95.00
PICKLES AHMED/MITCHELLES	BOTTLE	105.00	105.00	102.50	120.00	120.00	115.00
VINEGAR SYNTHETIC (SIRKA)	BOTTLE	85.00	50.00	60.00	80.00	50.00	72.50
GARLIC	KG	200.00	280.00	280.00	105.00	210.00	240.00
GINGER	KG	190.00	190.00	200.00	200.00	250.00	260.00
TAPAL DANEDAR TEA 200GM PACKET	PKT	183.16	174.00	174.00	160.00	174.00	183.16
TEA LIPTON YELLOW LABEL 200GM.	PKT.	189.47	175.00	175.00	175.00	189.07	189.47
TEA LOOSE KENYA AV.QLTY 250GM.	PKT.	112.50	172.50	170.00	130.00	170.00	180.00
COFFEE-NESCAFE 75 GM. **	BOTTLE	300.00	240.00	280.00	220.00	270.00	275.00

Contd.

7.11 Intercity Consumer Prices March, 2016

Description	Unit	Quetta	Turbat	Gawadar	Loralai	Khuzdar	D.M. Jamali
COLD DRINK (STANDARD SIZ)	BOTTLE	25.00	30.00	30.00	25.00	25.00	25.00
FRUIT JUICE TETRA PACK	PKT.	15.00	20.00	20.00	16.50	20.00	20.00
MINERAL WATER NESTLE 1.5 LTR	BOTTLE	45.00	50.00	50.00	45.00	45.00	50.00
CIGARETTES K-2 10'S **	PKT	60.00	45.00	45.00	50.00	65.00	60.00
CIGARETTES CAPSTAN 10'S **	PKT	65.00	70.00	70.00	60.00	65.00	62.50
CIGARETTES GOLD LEAF 20'S	PKT	130.00	130.00	130.00	120.00	130.00	120.00
CIGARETTES MORVEN GOLD 20'S	PKT	65.00	70.00	70.00	60.00	65.00	64.00
BETEL LEAVES	50GM.	40.00	40.00	40.00	35.00	70.00	55.00
BETEL NUTS	KG.	235.00	240.00	240.00	240.00	350.00	200.00
LONG CLOTH 57" GUL AHMED/AL-KARAM	METER	170.00	195.00	180.00	180.00	200.00	225.00
SHIRTING AV.QLTY.	METER	150.00	150.00	150.00	135.00	200.00	155.00
PANT CLOTH W & WEAR AV.QLTY	METER	300.00	270.00	300.00	370.00	200.00	200.00
LAWN PRINTED GUL AHMED/AL-KARAM	METER	180.00	175.00	160.00	200.00	180.00	205.00
GEORGETTE AV.QLTY	METER	105.00	90.00	100.00	135.00	100.00	70.00
LINEN AV.QLTY ***	METER	80.00	70.00	75.00	130.00	160.00	100.00
HEAVY WT SUITING LAWERNCPUR AVG QLTY	METER	1100.00	1100.00	1100.00	1000.00	1100.00	900.00
HEAVY WT SUITING LAWERNCPUR SUP QLTY	METER	1300.00	1300.00	1300.00	1500.00	1300.00	1300.00
TROPICAL SUITING LAW.PUR	METER	950.00	950.00	950.00	1000.00	950.00	950.00
PANT BOY 24"/26" LENGTH.	EACH	375.00	350.00	360.00	500.00	1000.00	325.00
SHIRT BOY 24"/26" LENGTH	EACH	275.00	320.00	350.00	300.00	1000.00	325.00
SCHOOL UNI. PANT,SHIRT BOYS	SUIT	900.00	900.00	850.00	550.00	1100.00	485.00
SCHOOL UNI. KAMEEZ,SHAL.BOYS	SUIT	1200.00	900.00	850.00	480.00	1000.00	350.00
SCHOOL UNI. KAMEEZ,SHAL.GIRL	SUIT	1300.00	937.50	900.00	470.00	1000.00	500.00
FROCK W/WEAR GIRLS	EACH	450.00	250.00	300.00	475.00	1000.00	350.00
AWAMI-SUIT W & W(BOY) 24"/26	SUIT	475.00	1000.00	1000.00	500.00	500.00	550.00
AWAMI-SUIT W&W (GENTS)AV.QLTY	SUIT	675.00	900.00	850.00	700.00	700.00	1100.00
PULLOVER GENTS OXFORD/BON.	EACH	3250.00	2000.00	2000.00	2800.00	2000.00	2250.00
PULLOVER LADIES OXFORD/BON.	EACH	3350.00	2150.00	2175.00	3000.00	2750.00	2000.00
PULLOVER (GENTS) OTHERS A.QTY	EACH	725.00	600.00	600.00	1100.00	900.00	1800.00
SECOND-HAND COAT FOR MEN	EACH	300.00	250.00	250.00	410.00	300.00	325.00
SECONDHAND SWEETER FOR MEN DUP QLTY	EACH	350.00	200.00	200.00	350.00	220.00	200.00
SECONDHAND WINTER JACKET	EACH	325.00	275.00	250.00	275.00	220.00	275.00
UNDERWEAR AV.QLTY MEDIUM SIZE	EACH	65.00	100.00	100.00	70.00	200.00	65.00
VEST FOR MEN AV.QLTY.	EACH	75.00	130.00	115.00	86.25	200.00	130.00
VEST/SHAMEEZ (WOMEN) AVG. QLTY	EACH	105.00	160.00	170.00	105.00	300.00	100.00
SOCKS NYLON (PAKISTANI)	PAIR	67.50	120.00	120.00	75.00	80.00	55.00
BRASSIER AV.QLTY.	EACH	100.00	120.00	120.00	107.50	300.00	130.00
BRASSIER SUP QLTY	EACH	250.00	190.00	250.00	300.00	400.00	212.50
DOPATTA GEORGETTE AV.QLTY.	EACH	210.00	300.00	300.00	185.00	350.00	190.00
DOPATTA COTTON AV GLTY	EACH	125.00	200.00	215.00	112.50	350.00	140.00
CHADDAR (W/WEAR) (2x2.5 MTR)	EACH	230.00	300.00	300.00	290.00	400.00	525.00
LUNGI/DHOTI(COTTON) AVG. QLTY	EACH	240.00	250.00	275.00	450.00	350.00	200.00
HANDKERCHIEF AVG. QLTY PAK	EACH	30.00	50.00	60.00	32.50	70.00	45.00
HANDKERCHIEF SUP. QLTY PAK	EACH	50.00	65.00	70.00	45.00	90.00	65.00
GLOVES AV QLTY	PAIR	55.00	95.00	85.00	60.00	300.00	45.00
AZARBAND COTTON AVG. QLTY	EACH	12.50	20.00	20.00	13.50	20.00	47.50
SEWING THREAD/REEL(ASLI PARI)	EACH	4.00	7.00	7.00	7.00	6.00	5.50
WASHING CHARGES PAINT & SHIRT	SUIT	65.00	60.00	65.00	75.00	170.00	70.00
DRY CLEANING SUIT COAT PANT	SUIT	150.00	275.00	250.00	150.00	175.00	155.00
WASHING CH. (KAMIZ-SHALWAR)	PAIR	40.00	50.00	80.00	45.00	55.00	65.00
TAILORING SHIRT	EACH	265.00	250.00	250.00	300.00	250.00	275.00
TAILORING CHARGES PANT (MEN)	EACH	425.00	375.00	500.00	400.00	375.00	500.00
TAILORING COAT-PANT SUIT	SUIT	3250.00	3250.00	4000.00	3500.00	3250.00	3500.00
TAILORING AWAMI-SUIT (MALE)	SUIT	600.00	550.00	550.00	500.00	500.00	475.00
TAILORING SUIT FEMALE	SUIT	600.00	400.00	450.00	500.00	400.00	375.00
GENTS SHOES PAUL BATA	PAIR	1199.00	1199.00	1199.00	1199.00	1199.00	1199.00
GENTS SANDAL BATA	PAIR	699.00	699.00	699.00	699.00	699.00	699.00
GENTS SPOUNG CHAPPAL BATA	PAIR	179.00	179.00	179.00	179.00	179.00	179.00
LADIES SANDAL BATA	PAIR	499.00	499.00	499.00	499.00	499.00	499.00
LADIES SPOUNG CHAPPAL BATA	PAIR	179.00	179.00	179.00	179.00	179.00	179.00
CHILD SHOE POWER LITE BATA	PAIR	599.00	599.00	599.00	599.00	599.00	599.00
GENTS SHOE, ART 1109 SERVICE	PAIR	999.00	999.00	999.00	999.00	999.00	999.00

Contd.

7.11 Intercity Consumer Prices March, 2016

Description	Unit	Quetta	Turbat	Gawadar	Loralai	Khuzdar	D.M. Jamali
NYLON JOGGER 27 SIZE 2-5 ***	PAIR	1299.00	1299.00	1299.00	1299.00	1299.00	1299.00
CHINA FOOT WEAR AV. QLTY (MALE) *	PAIR	475.00	850.00	750.00	500.00	250.00	550.00
CHINA FOOT WEAR AV. QLTY (FEMALE) *	PAIR	300.00	600.00	600.00	350.00	250.00	425.00
CHINA FOOT WEAR AV. QLTY (CHILDREN) *	PAIR	285.00	550.00	600.00	300.00	250.00	275.00
SHOE REPAIR HALF SOLE	PAIR	90.00	120.00	150.00	55.00	90.00	85.00
SHOES POLISH CHARGES AVERAGE SHOP	PAIR	20.00	30.00	30.00	17.50	20.00	20.00
HOUSE RENT (combined)	MONTH	10578.00	4757.00	5631.00	4460.00	1997.00	3490.00
rent 2	pm	10578.00	4757.00	5631.00	4460.00	1997.00	3490.00
RENT3	PM	10578.00	4757.00	5631.00	4460.00	1997.00	3490.00
RENT4	PM	10578.00	4757.00	5631.00	4460.00	1997.00	3490.00
RENT5	PM	10578.00	4757.00	5631.00	4460.00	1997.00	3490.00
RENT6	PM	10578.00	4757.00	5631.00	4460.00	1997.00	3490.00
SYNTHETIC ENEMAL ROBIALAC BALTI 3.64 LTR.	EACH	1615.00	1600.00	1600.00	1550.00	1900.00	1700.00
SYNTHETIC ENEMAL ICI BALTI 3.64 LTR.	EACH	1875.00	1700.00	1890.00	1650.00	1900.00	1450.00
CEMENT (LOCAL) SPECIFY BRAND NAME	BAG	550.00	550.00	560.00	470.00	520.00	530.00
BRICKS (NEW) IST CLASS	P/1000	6250.00	0.00	0.00	6500.00	5000.00	5750.00
CEMENT BLOCKS (6"x8"x12")	P/100	0.00	1950.00	2000.00	0.00	1800.00	0.00
BAJREE	100CFT	4250.00	3400.00	3900.00	2775.00	5000.00	1950.00
SAND (BLACK PIT SAND)	K100CFT	3250.00	3000.00	3000.00	2300.00	0.00	2000.00
TIMBER SHESHAM LOG IST QUALITY	cubmt.	55582.00	0.00	0.00	0.00	0.00	0.00
IRON BAR (M.S. BAR) 1/2"	P/TON	60000.00	76500.00	77500.00	74500.00	75000.00	62750.00
CARPANTER WAGE RATE	P/DAY	900.00	1050.00	1000.00	1000.00	1000.00	700.00
MASON (RAJ) WAGE RATE	P/DAY	1100.00	1250.00	1400.00	900.00	950.00	700.00
UNSKILLED LABOUR WAGE RATE	P/DAY	550.00	650.00	650.00	550.00	475.00	375.00
PLUMBER WAGE RSTE	P/DAY	800.00	1100.00	1200.00	1100.00	1000.00	700.00
ELECTICIAN WAGE RATE PER DAY **	P/DAY	750.00	1200.00	1100.00	700.00	0.00	600.00
ELECTICIAN WAGE RATE PER POINT **	P/PNT	150.00	100.00	100.00	175.00	100.00	125.00
WATER CHARGES PER HOUSE	P/MONTH	125.00	150.00	250.00	0.00	190.00	300.00
ELECT.CHARGES UPTO 50 UNITS	P/UNIT	2.00	2.00	2.00	2.00	2.00	2.00
ELECT.CHARGES 01 - 100 UNIT	P/UNIT	6.18	6.18	6.18	6.18	6.18	6.18
ELECT.CHARGES 101 - 300 UNIT	P/UNIT	9.54	9.54	9.54	9.54	9.54	9.54
ELECT.CHARGES 301 - 1000 UNIT	P/UNIT	16.39	16.39	16.39	16.39	16.39	16.39
ELECT.CHARGES ABOVE 1000 UNIT	P/UNIT	18.39	18.39	18.39	18.39	18.39	18.39
ELEC	PM	10.50	10.50	10.50	10.50	10.50	10.50
GAS CHRg upto 3.3719 MMBTU	MMBTU	128.70	0.00	0.00	0.00	0.00	128.70
GAS CHRg 3.3719 - 6.7438 MMBTU	MMBTU	257.40	0.00	0.00	0.00	0.00	257.40
GAS CHRg 6.7438 - 10.1157 MMBTU	MMBTU	257.40	0.00	0.00	0.00	0.00	257.40
GAS CHRg10.1157 - 13.4876 MMBTU	MMBTU	702.00	0.00	0.00	0.00	0.00	702.00
GAS	PM	702.00	0.00	0.00	0.00	0.00	702.00
GAS	PM	409.50	0.00	0.00	0.00	0.00	409.50
KEROSENE OIL	LTR	55.00	125.00	125.00	80.00	45.00	95.00
FIREWOOD WHOLE	40 KG.	600.00	360.00	400.00	400.00	450.00	475.00
CHAIR SHESHAM WOOD WITH ARMS **	EACH	1150.00	2000.00	2150.00	1350.00	1500.00	1550.00
CHAIR PLASTIC (CHAIRMAN) AVERAGE QUALITY	EACH	550.00	775.00	800.00	587.50	1400.00	750.00
TABLE SHESHAM WOOD (4X2X5") ***	EACH	5500.00	3900.00	3750.00	4500.00	5000.00	5625.00
SOFASET WOODEN WITH FOAM SEAT **	SET	30000.00	10000.00	8900.00	10000.00	12000.00	12000.00
COT IRON (WITH NIWAR)AV.QLTY.	EACH	2600.00	2500.00	2500.00	2550.00	2200.00	2800.00
ALMIRAH (STEEL) 6'X3' 20 GUAGE	EACH	9000.00	10000.00	10000.00	6750.00	12000.00	13000.00
DINNING TABLE 6 CHAIRS A.QLTY	SET	13000.00	24000.00	28000.00	11000.00	10500.00	15500.00
SINGLE BED WITHOUT FOAM MED.	EACH	6500.00	3700.00	3600.00	4500.00	8500.00	5750.00
MATRESS SINGLE(4"THICK)	EACH	3750.00	3500.00	2950.00	3900.00	4500.00	5000.00
FARSHI DARI 12'X9' AV.QLTY	EACH	1000.00	500.00	500.00	1000.00	2500.00	2000.00
DARI COTTON (6'x2 1/2') AV.QL	EACH	475.00	383.33	300.00	500.00	1500.00	425.00
CARPET PLAIN AV. QLTY	SQFT.	61.25	100.00	120.00	35.00	35.00	45.00
QUILT (LIHAF) 3 KG. COTTON	EACH	700.00	550.00	500.00	600.00	1200.00	675.00
BLANKET (90" x 54")	EACH	2000.00	2450.00	2500.00	2000.00	3500.00	4250.00
BEDSHEET SINGLE BED SUP.QLTY	EACH	575.00	400.00	405.00	500.00	1200.00	550.00
BED SHEET DOUBLE WITH TWO PILLOW COVERS SUP QLTY	SET	575.00	490.00	1462.50	550.00	1400.00	800.00
TOWEL(3'x2') AV. QALTY	EACH	150.00	200.00	300.00	206.25	400.00	200.00
CELING FAN 48" SUPER QLTY **	EACH	2650.00	3700.00	3600.00	2400.00	3200.00	3500.00
PEDESTAL FAN 22" SUPER QLTY	EACH	3600.00	3900.00	3800.00	3500.00	3500.00	4100.00
REFG. DAWLENCE 10 CFT. D.DOOR	EACH	29500.00	36000.00	28000.00	24500.00	32000.00	32000.00

Contd.

7.11 Intercity Consumer Prices March, 2016

Description	Unit	Quetta	Turbat	Gawadar	Loralai	Khuzdar	D.M. Jamali
D-FREEZER WAVES 8 CFT.	EACH	32800.00	33000.00	33000.00	23500.00	33000.00	0.00
AIRCONDITIONER 1.5 TON PEL	EACH	45000.00	43500.00	43300.00	40000.00	51000.00	49500.00
SPLIT AIR CONDITIONER 1.5 TON (SPECIFY BRAND NAME)	EACH	47000.00	47500.00	47250.00	43500.00	38000.00	47500.00
AIRCOOLER SUPER ASIA	EACH	11500.00	9500.00	9000.00	10500.00	10500.00	10000.00
WASHING MACHINE SINGER	EACH	15200.00	14700.00	14700.00	15000.00	14700.00	14700.00
SEWING MACHINE(SINGER)	EACH	5210.00	5400.00	5250.00	4975.00	5210.00	5210.00
GIZER LARGE SIZE 30 GALLON CAPACITY SUP QLTY	EACH	12500.00	10000.00	16000.00	12000.00	19000.00	14750.00
GAS BURNER DOUBLE SPFY.BRAND	EACH	1250.00	1350.00	1200.00	1700.00	2500.00	1500.00
ELECT. IRON PHILIPS MDL.1120	EACH	1150.00	1350.00	1200.00	1200.00	1300.00	1450.00
ELECTRIC JUICER FOR APPLE	EACH	3800.00	3700.00	3600.00	3500.00	2800.00	4000.00
S.STEEL DEGHCHI MEDIUM SIZE ***	EACH	500.00	950.00	900.00	500.00	900.00	575.00
ALUMINIUM COOKING PAN (DEGCHI) MED SIZE	EACH	425.00	700.00	750.00	400.00	950.00	500.00
NON STICK COOKING PAN (DEGCHI) SUP. QLTY	EACH	350.00	950.00	1000.00	345.00	500.00	650.00
FRYING PAN STEEL AVG. QLTY MED. SIZE	EACH	260.00	250.00	200.00	200.00	800.00	475.00
TAWA IORN (MEDIUM SIZE) AVG. QLTY	EACH	200.00	275.00	275.00	200.00	400.00	300.00
S.STEEL PLATE A.QLTY.(M.SIZE)	EACH	85.00	90.00	80.00	42.50	130.00	65.00
TABLE SPOON S.STEEL SUP.QLTY.	DOZEN	325.00	240.00	250.00	300.00	500.00	420.00
WATER SET JUG+6 GLASSES (OMROC)	SET	340.00	500.00	475.00	750.00	900.00	450.00
TEA SET PAK. CHINAWARE 21 PCS.	SET	1100.00	1200.00	1500.00	2500.00	1300.00	1950.00
DINNER SET PLASTIC 72 PIECES SUPERIOR QLTY	SET	4750.00	3450.00	2850.00	3000.00	2500.00	4450.00
HOTPOT SET PLASTIC 3 PCS.	SET	1050.00	900.00	1200.00	1150.00	1500.00	1900.00
BUCKET(BALTI) PLASTIC MED.SIZ	EACH	285.00	370.00	395.00	350.00	400.00	275.00
LOTA PLASTIC (MED SIZE) AVERAGE QUALITY	EACH	40.00	60.00	60.00	50.00	90.00	60.00
PRESURE COOKER 4 LTR.	EACH	1100.00	950.00	1600.00	1400.00	1600.00	1225.00
WATER COOLER 9/10 LTR.PLASTIC ***	EACH	500.00	500.00	555.00	550.00	600.00	950.00
THERMOS STARVAC 1 LTR	EACH	375.00	670.00	625.00	425.00	700.00	350.00
BULB PHILIPS 100-WATTS	EACH	30.00	30.00	30.00	25.00	30.00	30.00
TUBE LIGHT PHILIPS 40 WATTS	EACH	100.00	135.00	130.00	110.00	100.00	95.00
ELECTRIC BLUBS "0" WATTE LOCAL	EACH	20.00	25.00	25.00	20.00	20.00	25.00
ELECTRIC BLUB ENERGY SAVER 14 WATTS	EACH	180.00	120.00	160.00	140.00	150.00	180.00
WASHING SOAP 250 GMS SPECIFY BRAND NAME	EACH	30.00	24.00	25.00	25.00	40.00	30.00
SURF EXCEL 400 GMS POLY BAG	EACH	115.00	113.00	121.25	110.00	125.00	125.00
WASHING POWDER 1000 GRM	EACH	175.00	192.50	185.00	250.00	175.00	185.00
WASHING POWDER (WHEEL/ BONUS) 100 GRAMS	EACH	85.00	98.00	100.00	90.00	85.00	95.00
CLEANSER POWDER VIM 1000 GM	PKT.	72.00	72.22	72.22	66.67	66.67	80.00
FINIS 500 ML	BOTTLE	187.50	190.00	180.00	187.50	190.00	200.00
PHNYLE TYPHONE/FINIS/CARRANITE 3 LITRES	BOTTLE	120.00	139.00	140.00	140.00	190.00	120.00
HARPIC	BOTTLE	130.00	145.00	145.00	135.00	125.00	130.00
BOOT POLISH CHERRY/KIWI 50ML	EACH	100.00	80.00	100.00	85.00	100.00	105.00
ROBIN BLUE (35 GRAMS)	PKT.	35.00	25.00	36.25	50.00	25.00	25.00
TISSU PAPER PERFUMED 100 PCS.	PKT	100.00	100.00	100.00	118.75	110.00	110.00
TOILET PAPER ROLL (R.PETEL)	P/ROLL	40.00	40.00	40.00	37.50	40.00	40.00
BOOT POLISH LIQUID CHEERY BLOSSOM KIWI 75 ML	BOTTLE	120.00	120.00	120.00	110.00	110.00	140.00
MATCH BOX SMALL	EACH	1.00	2.00	2.00	2.00	1.50	1.50
DRY CELL 1.5 VOLT(LOCAL)	EACH	15.00	15.00	15.00	25.00	30.00	24.50
HAND STITCHING NEEDLE M.SIZE	PACKET	5.00	8.00	8.00	6.00	10.00	5.00
SEWING MACHINE NEEDLE (SINGER)	EACH	5.00	6.00	6.00	5.00	8.00	5.00
HOUSEHOLD SERVANT FEMALE P/T	P/MNTH	1350.00	4000.00	4000.00	1500.00	3500.00	900.00
MARRIAGE HALL WITH FURNITURE	P/HEAD	80.00	50.00	50.00	50.00	50.00	50.00
SEPTRAN TABLETS	10TAB.	16.00	15.00	15.00	16.00	15.00	16.00
BRUFEN TABS 200-MG.	10TAB.	10.00	10.00	10.00	10.00	10.00	10.00
PANADOL TAB. EXTRA/PLAIN	10TAB.	12.00	13.00	10.00	10.00	12.00	12.00
DISPRIN TAB.	10TAB.	12.00	12.00	12.00	10.00	13.00	12.70
TRISIL TAB.	10 TAB	10.00	10.00	10.00	10.00	10.00	10.00
FLAGYL TAB. 200 MG.	10TAB.	10.00	10.00	10.00	10.00	10.00	10.00
VENTOLIN TAB. 2MG.	10TAB.	10.00	10.00	10.00	10.00	10.00	10.00
DAONIL TAB. 5 MG.	10TAB.	17.00	17.00	17.00	17.00	17.00	17.00
ENTOX TAB.	10TAB.	10.00	10.00	10.00	10.00	10.00	10.00
RENITEC TAB. 5 MG.	10TAB.	59.00	58.00	58.00	58.00	59.00	58.50
CAC. 1000 TAB	BOTTLE	122.00	122.00	122.00	122.00	122.00	122.00
AMOXIL CAPSOLE 250 MG.S	10CAP.	36.00	36.00	36.00	36.00	36.00	35.70
CALCIUM SYRUP SANDOZ	BOTTLE	64.00	64.00	64.00	64.00	64.00	64.00

Contd.

7.11 Intercity Consumer Prices March, 2016

Description	Unit	Quetta	Turbat	Gawadar	Loralai	Khuzdar	D.M. Jamali
LEDERPLEX SYRUP	BOTTLE	35.00	35.00	35.00	35.00	35.00	35.00
SANCOS SYRUP (50 ML.)	BOTTLE	30.00	30.00	30.00	30.00	30.00	30.00
PHENERGAN SYRUP 120 ML.	BOTTLE	33.00	33.00	33.00	33.00	33.00	33.00
CALPOL SYRUP 60 ML.	BOTTLE	28.00	28.00	28.00	28.00	28.00	28.00
HYDRYLLIN SYRUP 120 ML.	BOTTLE	65.00	65.00	65.00	65.00	65.00	65.00
POLYFAX EYE OINTMENT	TUBE	21.00	22.33	23.00	21.00	21.00	21.50
BETNESOL EYE DROPS	BOTTLE	33.89	33.89	33.89	33.89	33.89	33.89
EAR DROPS (CARDISPORINE) ***	BOTTLE	21.00	21.00	21.00	21.00	21.00	21.00
BETNOVATE-N OINTMENT 5 GMS	TUBE	16.00	16.00	16.00	16.00	16.00	16.00
BURNOL CREAM 30 GRM	TUBE	16.00	16.00	16.00	16.00	16.00	16.00
VICKS VAPORUB/BALM	BOTTLE	36.00	36.00	37.00	36.00	36.00	36.00
GLYCRINE SMALL BOTTLE	BOTTLE	45.00	25.00	25.00	36.00	25.00	15.00
JOUHAR JOSHANDA	PKT.	8.00	7.00	7.00	8.00	7.00	8.00
GALXOS-D (450 GRMS)	PKT.	151.88	140.00	145.00	151.88	140.00	157.50
GRIPE-WATER WOODWARDS	BOTTLE	50.00	55.00	55.00	55.00	55.00	55.00
SANIPLAST ONE PUTTY	EACH	1.50	3.00	3.00	2.00	2.00	1.45
O.R.S. (NIMCOL)	PKT.	15.00	17.00	17.00	15.00	15.00	15.00
DETTOL (MEDIUM)	BOTTLE	46.80	46.80	46.80	46.80	46.80	46.80
COTTON BANDAGE 2" - 4"	EACH	10.00	15.00	15.00	13.00	12.00	10.00
THERMOMETER CHINA	EACH	35.00	50.00	50.00	35.00	50.00	40.00
DOCTOR (MBBS) CLINIC FEE	P/PAT.	200.00	350.00	300.00	200.00	200.00	90.00
URINE TEST (DR) CHARGES	P/TEST	80.00	300.00	300.00	100.00	100.00	85.00
BLOOD TEST (CP) CHARGES	P/TEST	200.00	350.00	350.00	200.00	125.00	225.00
SUGAR TEST (RANDOM/FASTING BOTH) CHARGES	P/TEST	175.00	300.00	300.00	150.00	150.00	200.00
ECG CHARGES	P/TEST	175.00	400.00	400.00	200.00	300.00	150.00
X-RAY (CHEST) CHARGES	P/X-RAY	300.00	500.00	550.00	250.00	230.00	350.00
CAR SUZUKI 800 CC (W/O. A/C)	EACH	0.00	0.00	0.00	0.00	0.00	0.00
CAR SUZUKI 1000 CC	EACH	1044000.00	0.00	0.00	0.00	0.00	0.00
CAR TOYOTA 1300 CC	EACH	1568000.00	0.00	0.00	0.00	0.00	0.00
CAR HONDA CIVIC	EACH	2053000.00	0.00	0.00	0.00	0.00	0.00
MOTORCYCLE HONDA CD-70.	EACH	63500.00	68000.00	67000.00	63500.00	0.00	63500.00
MOTORCYCLE YAMAHA 100CC.	EACH	80600.00	81000.00	81750.00	81000.00	0.00	0.00
MOTOR CYCLE HERO 70 CC	EACH	45000.00	50000.00	0.00	50000.00	0.00	0.00
BICYCLE WITH TYRES & TUBES	EACH	7062.50	6000.00	6750.00	7000.00	0.00	7000.00
TYRE CAR WITH TUBE GENERAL	EACH	3250.00	4000.00	4000.00	3300.00	4000.00	3300.00
TYRE MOTOR CYCLE WITHOUT TUBE	EACH	1050.00	1350.00	1400.00	1100.00	1300.00	1100.00
TYRE CYCLE SPECIFY BRAND NAME	EACH	350.00	300.00	400.00	300.00	500.00	475.00
TYRE CAR W/O TUBE	EACH	2950.00	3500.00	3500.00	2000.00	4600.00	2800.00
PETROL SUPER	LITRE	62.77	62.77	62.77	62.77	62.77	62.77
HIGH SPEED DIESEL HSD	LITRE	71.12	71.12	71.12	71.12	71.12	71.12
CNG	K.G.	75.82	0.00	0.00	0.00	0.00	75.82
GAS CYLINDER STAND. SIZE	EACH	1225.00	880.00	990.00	1190.00	1075.00	1700.00
MOTOR CYCLE SERVICE CHARGES	EACH	275.00	200.00	250.00	200.00	400.00	200.00
CAR SERVICE CHARGES	EACH	450.00	350.00	500.00	375.00	500.00	300.00
TYRE PUNCTURE CHARGES	EACH	45.00	90.00	85.00	50.00	80.00	65.00
CYCLE OVERHAULING CHARGES	EACH	190.00	150.00	275.00	190.00	300.00	100.00
CAR TAX FOR 800CC TO 1300CC	YEARLY	400.00	400.00	400.00	400.00	400.00	400.00
TRAIN FARE ECO. 1-100 KM.	P/KM.	0.68	0.68	0.68	0.00	0.00	0.68
TRAIN FARE ECO. 101-500 KM.	P/KM.	0.98	0.00	0.98	0.00	0.00	0.98
TRAIN FARE ECO. > 500 KM.	P/KM.	0.89	0.89	0.89	0.00	0.00	0.89
TRAIN FARE IST SLP. 1-100KM	P/KM.	2.10	2.10	2.10	0.00	0.00	2.10
TRAIN FARE IST SLP. 101-500 KM	P/KM.	2.59	2.59	2.59	0.00	0.00	2.59
TRAIN FARE IST SLP. > 500 KM	P/KM.	1.99	1.99	1.99	0.00	0.00	1.99
TRAIN FARE A/C SLP. 1-100KM.	P/KM.	5.76	5.76	5.76	0.00	0.00	5.76
TRAIN FARE A/C SLP. 101-500KM	P/KM.	4.59	4.59	4.59	0.00	0.00	4.59
TRAIN FARE A/C SLP > 500KM.	P/KM.	4.16	4.16	4.16	0.00	0.00	4.16
PLATEFORM TICKET	EACH	10.00	0.00	10.00	0.00	0.00	10.00
AUTO RICKSHAW FARES	KM/MIN	65.00	40.00	55.00	50.00	65.00	50.00
FULL TONGA CHARGES	KM/MIN	80.00	0.00	0.00	50.00	0.00	0.00
TAXI 4 SEATER FARE	KM/MIN	60.00	50.00	60.00	60.00	60.00	60.00
BUS FARE MIN (WITHIN CITY)	TICKET	20.00	0.00	0.00	0.00	0.00	0.00
BUS FARE MAX (WITHIN CIT	TICKET	18.00	0.00	0.00	0.00	0.00	0.00

Contd.

7.11 Intercity Consumer Prices March, 2016

Description	Unit	Quetta	Turbat	Gawadar	Loralai	Khuzdar	D.M. Jamali
BUS FARE OUTSIDE CITY	P/KM.	0.90	0.90	0.90	0.90	0.90	0.90
A/C BUS FARE OUTSIDE CITY	P/KM.	1.32	1.32	1.32	1.32	1.32	1.32
MINIBUS FARE MIN.WITH IN CITY	TICKET	20.00	0.00	35.00	0.00	0.00	0.00
MINIBUS FARE MAX.WITH IN CITY	TICKET	20.00	0.00	0.00	0.00	0.00	0.00
SUZUKI FARE MIN.WITH IN CITY	TICKET	0.00	10.00	10.00	0.00	15.00	0.00
SUZUKI FARE MAXIMUM W.IN CITY	TICKET	0.00	30.00	30.00	0.00	30.00	0.00
AIR FARE ECONOMY CLASS.	P/KM.	19.26	19.26	19.26	0.00	19.26	0.00
POSTAL ENVELOPE DOMESTIC	EACH	8.00	8.00	8.00	8.00	8.00	8.00
ENVELOPE FOR SAUDI ARABIA	EACH	50.00	50.00	50.00	45.00	50.00	45.00
POSTAL REGISTRATION CHARGES	EACH	28.00	38.00	38.00	38.00	28.00	38.00
U.M.S. REG CHARGES MIN.	EACH	59.00	59.00	59.00	59.00	59.00	59.00
T.C.S. CH. MIN.WITH IN ZONE	EACH	110.00	150.00	150.00	150.00	150.00	150.00
TELEPHONE CHARGES LOCAL CALL	P/CALL	3.94	3.94	3.94	3.94	3.94	3.94
TEL CHARGES OUT SIDE CITY	P/CALL	3.94	3.94	3.94	3.94	3.94	3.94
INTERNET CHARGES	P/HOUR	25.00	30.00	30.00	38.75	20.00	30.00
MOBILE CELL CHARGES	P/UNIT	3.00	3.00	3.00	3.00	4.00	3.00
FAX CHARGES (LOCAL)	P/PAGE	15.00	25.00	25.00	20.00	20.00	15.00
TELEPHONE SET AV. QLTY	EACH	575.00	850.00	800.00	675.00	500.00	850.00
MOBILE SET NOKIA/SONY/ERICSON/SAMSUNG WITHOUT CAMERA	EACH	3000.00	2100.00	2400.00	2750.00	3000.00	3750.00
T.V. 20" COLORED WEGA H-A21.	EACH	18000.00	10500.00	3500.00	18000.00	17500.00	20000.00
T.V 20" COLOR CHINA/KORIA)	EACH	13000.00	7000.00	8000.00	12000.00	8500.00	16500.00
V.C.P. PANASONIC/LG/NAT	EACH	6900.00	4500.00	0.00	6000.00	0.00	6500.00
DVD/VCD PLAYER PANASONIC/LG	EACH	5200.00	3000.00	0.00	4800.00	3000.00	4750.00
RADIO WITH C.PLAYER NATIONAL	EACH	1925.00	1600.00	2375.00	2000.00	1900.00	1650.00
PERSONNEL COMPUTER (BRANDED)	EACH	42000.00	28000.00	28000.00	28000.00	28000.00	28000.00
VID. CASSETTE BLK. TDK/SONY	EACH	155.00	150.00	150.00	150.00	0.00	0.00
COM. C.D. (TDK/IMATION)	EACH	72.50	60.00	35.00	70.00	50.00	65.00
TAPE RECORDER CASSETTE BLANK	EACH	40.00	35.00	50.00	35.00	45.00	30.00
VIDEO GAME SEGA 16 BYTE	EACH	1150.00	900.00	900.00	1250.00	1000.00	0.00
CINEMA A/C. HIGH CLASS	TICKET	0.00	0.00	0.00	0.00	0.00	0.00
CINEMA NON-A/C HIGH CLASS	TICKET	150.00	0.00	0.00	20.00	0.00	0.00
CABLE CHARGES	PER MONT	400.00	350.00	300.00	300.00	300.00	300.00
TV.LICENCE FEE DOMESTIC	YEARLY	420.00	420.00	420.00	420.00	420.00	420.00
ENGLISH BOOK CLASS V1	EACH	59.00	59.00	59.00	59.00	59.00	59.00
ENGLISH BOOK CLASS IX OR X	EACH	72.00	72.00	72.00	72.00	72.00	72.00
ENG. BOOK IST.YR COMPLETE SET	EACH	65.00	65.00	65.00	65.00	65.00	65.00
ENGLISH BOOK BA/B.SC	EACH	175.00	175.00	175.00	175.00	175.00	175.00
URDU BOOK CLASS V (T.B.BORD)	EACH	82.00	82.00	82.00	82.00	82.00	82.00
URDU BOOK CLASS IX/X(T.B.B)	EACH	85.00	85.00	85.00	85.00	85.00	85.00
URDU BOOK IST.YEAR/INTER	EACH	85.00	85.00	85.00	85.00	85.00	85.00
URDU BOOK BA/B.SC	EACH	175.00	175.00	175.00	175.00	175.00	175.00
MATHS BOOK CALSS V (T.B.B)	EACH	55.00	55.00	55.00	55.00	55.00	55.00
MATHS BOOK CLASS IX OR X	EACH	130.50	130.50	130.50	130.50	130.50	130.50
MATHS BOOK IST.YEAR (T.B.B)	EACH	138.00	138.00	138.00	138.00	138.00	138.00
PAKISTAN STUDIES BOOK BA/B.SC	EACH	300.00	300.00	300.00	300.00	300.00	300.00
DAILY "DAWN"	P/COPY	19.00	19.00	19.00	19.00	19.00	19.00
DAILY "JANG"	P/COPY	12.00	12.00	12.00	12.00	12.00	12.00
DAILY "NAWA-E-WAQT"	P/COPY	12.00	12.00	12.00	12.00	12.00	12.00
WEEKLY "AKHBAR-E-JAHAN"	P/COPY	55.00	55.00	55.00	55.00	55.00	55.00
WEEKLY "MAG"	P/COPY	45.00	45.00	45.00	45.00	45.00	45.00
MONTHLY "NAUNEHAL DIGEST"	P/COPY	35.00	35.00	35.00	35.00	35.00	35.00
PAPER FOOLSCAPE (27"x17")	QUIRE	27.50	25.00	27.00	35.00	60.00	35.00
EXERCISE.BOOK LINED 80/100 PGS	EACH	37.50	40.00	40.00	50.60	60.00	27.50
PENCILGOLDFISH/DEER	EACH	5.00	5.00	6.00	7.00	10.00	5.00
PEN INK DOLLOR 57 ML BOTTLE	EACH	20.00	20.00	20.00	20.00	20.00	20.00
PHOTOSTATE PAPER 70 GM	PRT	355.00	530.00	550.00	400.00	440.00	350.00
BALL PEN (local)	EACH	5.00	8.00	7.00	5.00	10.00	5.00
FOUNTAIN PEN HERO/WINGS/CHINA	EACH	35.00	40.00	50.00	50.00	45.00	37.50
PRIVATE SCHOOL FEE ENGLISH MEDIUM AVERAGE STANDARD (CLASS I)	PER MONTH	750.00	725.00	800.00	600.00	350.00	475.00
PRIVATE SCHOOL FEE ENGLISH MEDIUM AVERAGE STANDARD (CLASS V)	PER MONTH	1150.00	900.00	900.00	750.00	560.00	550.00
PRIVATE SCHOOL FEE ENGLISH MEDIUM AVERAGE STANDARD (CLASS VI)	PER MONTH	1200.00	1150.00	1150.00	1000.00	675.00	700.00
PRIVATE SCHOOL FEE ENGLISH MEDIUM AVERAGE STANDARD (CLASS X)	PER MONTH	1400.00	1400.00	1350.00	1200.00	635.00	950.00

Contd.

7.11 Intercity Consumer Prices March, 2016

Description	Unit	Quetta	Turbat	Gawadar	Loralai	Khuzdar	D.M. Jamali
PRIVATE MEDICLE COLLEGE FEE MBBS (IST YEAR)	PER MONTH	0.00	0.00	0.00	0.00	0.00	0.00
PRIVATE ENGINEERING COLLEGE FEE (ISTR YEAR)	PER MONTH	5700.00	0.00	0.00	0.00	117.00	0.00
GOVT. COLLEGE FEE IST. YEAR	MONTH	60.00	7.50	7.50	7.50	7.50	7.00
GOVT. COLLEGE FEE 4TH. YEAR	MONTH	80.00	9.00	9.00	9.00	9.00	9.00
GOVT. UNIVERSITY FEE MSC.	MONTH	350.00	350.00	350.00	350.00	350.00	350.00
GOVT. MED. COLLEGE FEE MBBS	MONTH	950.00	0.00	950.00	0.00	0.00	950.00
GOVT. ENGG. COLL. FEE I YEAR	MONTH	850.00	0.00	3850.00	0.00	850.00	850.00
COACHING FEE FOR CLASS IX/X	PER MONTH	500.00	1200.00	1500.00	600.00	600.00	1000.00
COACHING CHARGES FOR CLASS IST YEAR/INTER (SCIENCE)	PER MONTH	1000.00	0.00	1500.00	0.00	0.00	1500.00
COACHING CHARGES FOR CLASS IST YEAR/INTER (COMMERCE)	PER MONTH	1000.00	0.00	1500.00	0.00	0.00	1500.00
I.T. TUITION FEES	PER MONTH	1800.00	0.00	920.00	0.00	0.00	0.00
MBA TUITION FEES	PER MONTH	0.00	0.00	0.00	0.00	0.00	0.00
BREAD TANDOORI ST. SIZE	EACH	10.00	10.00	10.00	10.00	20.00	10.00
COOKED MUTTON (AV. HOTEL)	PLATE	160.00	130.00	160.00	200.00	230.00	115.00
COOKED BEEF (AV. HOTEL)	PLATE	90.00	90.00	130.00	120.00	180.00	80.00
COOKED DAL (AV. HOTEL)	PLATE	65.00	70.00	85.00	50.00	80.00	40.00
CHICKEN BIRYANI FULL/DOUBLE	PLATE	150.00	150.00	145.00	100.00	80.00	90.00
TEA PREPARED (ORDINARY)	CUP	21.00	20.00	20.00	20.00	20.00	20.00
HAIRCUT CHARGES FOR MEN	P/CUT	100.00	100.00	100.00	60.00	80.00	55.00
BEAUTY PORL HAIR STYL CHARGE	P/STY.	350.00	300.00	350.00	250.00	250.00	150.00
SHAVING CHARGES	PER SHV	60.00	40.00	50.00	40.00	40.00	25.00
LIPSTICK S.MISS/MEDORA	EACH	120.00	90.00	100.00	90.00	100.00	105.00
NAIL POLISH S.MISS/MEDORA	EACH	95.00	80.00	80.00	80.00	80.00	80.00
PERFUME MED.SIZE MEDORA/BROACH	EACH	100.00	100.00	100.00	100.00	185.00	180.00
HAIR-OIL AMLA/CHAMBELI	BOTTLE	100.00	90.00	80.00	100.00	100.00	120.00
TOILET SOAP LUX 95 GRAMS	EACH	43.00	35.00	50.00	46.00	40.00	42.00
TOILET SOAP LIFEBOUY 140 GRM	EACH	36.00	36.00	36.00	36.00	36.00	36.00
TOILET SOAP SAFEGUARD BATH SIZE	EACH	50.00	50.00	49.00	48.00	50.00	46.00
TOOTHPASTE MACKLINES 70 GRM	EACH	50.00	50.00	50.00	50.00	50.00	50.00
TOOTHPAST MED SIZE CLGATE 70 GMS	EACH	60.00	56.00	56.00	56.00	56.00	65.00
TOOTHBRUSH SHEILD A/PLAUQUE	EACH	50.00	50.00	50.00	40.00	50.00	47.50
TOOTHPOWDER DENTONIC 90 GRM	EACH	25.00	25.00	25.00	25.00	25.00	30.00
HAIR-COLOUR BEGIN (6 GMS)	EACH	95.00	90.00	90.00	95.00	90.00	105.00
HAIR COLOUR (KALAKOLA)	BOTTLE	120.00	120.00	120.00	120.00	120.00	130.00
FACECREAM PONDS (MEDIUM)	EACH	120.00	100.00	100.00	120.00	170.00	120.00
TALC POWDER VICE ROAY,B.CAT	EACH	135.00	130.00	120.00	120.00	170.00	130.00
BLADE TREET ORDINARY 10'S	PKT.	30.00	30.00	30.00	40.00	50.00	30.00
BLADE 7-O-CLOCK STAIN. 5'S	PKT.	45.00	35.00	35.00	35.00	60.00	30.00
SHAMPOO SUNSILK/PAINTIN 100 ML	BOTTLE	110.00	115.00	110.00	100.00	122.50	100.00
BEAUTY CREAM (FAIR & LOVELY)	EACH	170.00	85.00	115.00	100.00	130.00	185.00
HAIR REMOVING CREAM (EU-CREAM)	TUBE	65.00	55.00	70.00	80.00	55.00	65.00
GEL MEDIUM SIZE	BOTTLE	80.00	60.00	60.00	120.00	180.00	120.00
DISPOSABLE RAZOR GILLET-II	EACH	45.00	45.00	47.50	45.00	50.00	40.00
SHAVING CREAM TOUCH-ME/ADM.	EACH	60.00	50.00	60.00	60.00	70.00	60.00
GOLD TEZABI 24 CT	10 GM.	41300.00	45000.00	45500.00	48000.00	41500.00	42000.00
SILVER TEZABI 24 CT	10 GM.	620.00	1000.00	1100.00	0.00	530.00	580.00
ARTIFICIAL JEWELLARY SET	SET	480.00	500.00	525.00	400.00	450.00	500.00
WRIST WATCH GENTS CITIZEN (ORIGINAL) ***	EACH	2550.00	2550.00	2500.00	2550.00	2500.00	2500.00
WRIST WATCH LADIES CITIZEN (ORIGINAL) ***	EACH	2550.00	2500.00	2500.00	2500.00	2500.00	2500.00
WALL CLOCK QUARTZ AV.QLTY	EACH	475.00	450.00	325.00	500.00	600.00	500.00
SUITCASE REXIN (24"x16"x6")	EACH	1500.00	1000.00	1075.00	1000.00	2200.00	900.00
TRUNK MEDIUM SIZE ***	EACH	675.00	650.00	3000.00	600.00	2200.00	1200.00
PURSE LADIES (LEATHER) AVERAGE QUALITY	EACH	400.00	325.00	1500.00	275.00	450.00	325.00

7.11 Inter-city Consumer Prices March, 2016

Description	Unit	Value in Rupees	
		Average	% Change
WHEAT	10 KG.	353.71	-0.16
WHEAT FLOUR FINE/SUPERIOR.	KG.	45.22	0.22
WHEAT FLOUR AVG. QLTY	KG.	39.78	-0.15
WHEAT FLOUR BAG	10 KG.	392.04	-0.01
MAIDA	KG.	51.74	-0.19
SUJI	KG.	53.62	-0.33
BESAN AV. QLTY.	KG.	121.66	0.10
RICE BASMATI SUP. QLTY.	KG.	114.54	0.14
RICE BASMATI 385/386	KG.	75.10	0.31
RICE BASMATI BROKEN AV.QLTY	KG.	59.02	0.20
RICE IRRI-6 (SINDH/PUNJAB)	KG.	44.28	1.54
VERMICELLI	KG.	80.69	0.16
BREAD PLAIN MEDIUM SIZE	EACH	40.68	0.62
RUSK (PAPAY)	KG.	190.72	0.07
BISCUITS-PACKED	PKT	35.16	0.54
BISCUIT-BAKERY (LOOSE)	250 GM	77.05	0.16
CORNFLAKS FAUJI 225 GM.	PKT	177.73	0.93
SAMOSA (VEGATABLE)	EACH	12.74	-0.47
PASTRY AV.QLTY.	EACH	25.36	-0.98
PATTIES (VEGATABLES)	EACH	21.21	-1.03
NIMCO	250 GM	68.57	0.91
CHIPS	250 GM	74.93	-4.05
BEEF WITH BONE AV.QLTY.	KG	305.83	0.10
MUTTON AV.QLTY.	KG	603.48	0.00
CHICKEN FARM BROILER (LIVE)	KG	143.75	13.92
FISH-RAHU MEDIUM SIZE	KG	284.32	-0.17
MILK FRESH (UNBOILED)	LTR.	77.62	0.12
CURD	KG.	90.75	0.04
MILK TETRA PACK 1/2 LTR.	PKT.	59.28	-0.40
LACTOGEN 400 GRAMS	PKT.	431.94	0.00
POWDER MILK NIDO 400GM.	PKT	377.85	0.32
MILK POWDER LOOSE/PACKED	KG.	501.02	0.82
BUTTER LOCAL PACKED	50 GM.	30.15	1.82
EGGS FARM	DOZ	83.41	-16.56
MUSTARD OIL AV.QLTY.	KG.	182.77	0.24
COOKING OIL (DALDA)	2.5LTR	455.26	0.12
COOKING OIL (PAKWAN) OTHER BRAND SPECIFY	2.5 LTR	398.12	0.62
VEGETABLE GHEE TIN	2.5KG.	446.26	-0.22
VEGETABLE GHEE (LOOSE)	KG.	141.04	0.76
DATES AV.QLTY.	KG.	173.14	-1.11
PISTACHIO AV.QLTY.	50 GM.	106.89	0.03
ALMONDS WHOLE AV.QLTY.	KG.	662.19	-0.14
COCONUT DRY AV.QLTY.	KG.	276.71	-0.59
RAISINS AV.QLTY.	50 GM.	22.36	-0.40
GROUNDNUTS (WITH SHELL)	KG.	186.75	-0.78
MALTA/MOSAMBI	DOZ	136.20	12.52
KINNU	DOZ	106.97	18.25
APPLE	KG	109.28	2.73
ALOO BUKHARA	KG	0.00	
POMEGRANATE (ANNAR)	KG	254.77	7.53
GRAPES	KG	0.00	
BANANAS	DOZ	69.29	7.41
MANGO KALMI	KG	0.00	
GUAVA	KG	74.48	8.67
WATERMELON (TURBOOZ)	KG	0.00	
MUSKMELON (KHARBOOZA)	KG	0.00	
SWEETMELON (GARMA)	KG	0.00	
PULSE MASOOR (WHOLE)	KG.	132.62	-0.08
PULSE MASOOR (WASHED)	KG.	143.26	0.33
PULSE MOONG (WASHED)	KG.	156.52	-0.57
PULSE MASH (WASHED)	KG.	243.82	0.07
PULSE GRAM	KG.	119.83	-0.39
GRAM WHOLE BLACK AV QLTY.	KG.	111.42	-0.60

Contd.

7.11 Inter-city Consumer Prices March, 2016

Description	Unit	Value in Rupees	
		Average	% Change
GRAM WHOLE YELLOW AV.QLTY	KG.	125.42	-0.29
BEANS (LAL LOBIA)	KG.	138.40	-0.86
POTATOES	KG	18.31	1.61
ONION	KG	40.35	0.47
TURNIP	KG	25.66	14.50
RADISH	KG	22.76	16.00
TOMATOES	KG	28.22	-18.67
CABBAGE	KG	28.87	-0.96
CAULIFLOWER	KG	30.38	6.30
BRINJAL	KG	0.00	
PUMPKIN	KG	0.00	
BOTTLEGOURD	KG	0.00	
LADY FINGER	KG	0.00	
PEAS	KG	55.27	13.42
SPINACH	KG	22.49	9.07
TINDA	KG	0.00	
TURAI	KG	0.00	
KARAILA	KG	0.00	
ARVI	KG	0.00	
CHILLIES GREEN	KG	88.29	31.60
CARROT	KG	26.62	15.79
COCUMBER (KHEERA)	KG	36.93	-28.15
LEMON	250GM	29.30	4.01
SUGAR REFINED	KG.	62.52	-0.21
GUR AV.QLTY	KG.	84.40	0.19
HONEY LANGANESE 500 GM.	BOTTLE	791.94	-0.21
MILO 200 GM.	BOTTLE	206.91	0.00
CUSTARD POWDER RAFHAN 300 GM.	PKT	78.67	2.04
TOFFEE (HILAL)	EACH	1.38	-1.43
CHOWKELATE CANDY (SMALL SIZE)	EACH	5.03	0.00
SWEETMEAT (MIXED)	KG	312.69	-0.57
ICE CREAM WALLS	CUP.	40.03	0.08
ICE	KG	10.99	0.00
JAM AHMED/MITCHELLES	BOTTLE	134.10	0.00
SQUASH-MITCHELLES	BOTTLE	153.77	0.00
ROOH AFZA	BOTTLE	153.81	1.23
JAM-E-SHIREEN	BOTTLE	160.33	2.15
SAUNF	50 GM	17.75	-1.22
CINAMON LOOSE AV. QLTY	50 GM.	25.78	0.98
CUMINSEED WHITE NATIONAL	50 GM.	51.97	-1.07
PEPPER BLACK NATIONAL	50 GM.	96.99	0.00
CLOVES LOOSE AV.QLTY	50 GM.	92.55	-1.15
CARDAMOM LARGE LOOSE AV.QLTY	50 GM.	143.18	-0.89
CARDAMOM SMALL AV.QLTY	50 GM.	104.12	-0.37
SALT-POWDERED (LAHORI) LOOSE	KG.	10.29	-0.68
SALT POWDERED (NATIONAL/SHAN)	PKT	24.58	0.00
CHILLIES POWD.NATIONAL 200GM	PKT	105.00	0.00
CHILLIES POWDER LOOS	KG.	279.72	0.09
CORRIANDER SEED POWD.NATIONAL	PKT	99.36	2.30
CORRIANDER SEED (LOOSE)	KG.	252.54	-2.57
TURMERIC POWD.NATIONAL 50GM	PKT.	35.20	0.00
CURRY POWD. NATIONAL 200 GM	PKT.	86.53	-0.20
TOMATO KETCHUP AHMED/MITCHL	BOTTLE	93.38	0.00
PICKLES AHMED/MITCHELLES	BOTTLE	107.66	-0.16
VINEGAR SYNTHETIC (SIRKA)	BOTTLE	74.80	-1.36
GARLIC	KG	265.24	16.76
GINGER	KG	145.06	-3.54
TAPAL DANEDAR TEA 200GM PACKET	PKT	161.70	-7.88
TEA LIPTON YELLOW LABEL 200GM.	PKT.	164.22	-11.46
TEA LOOSE KENYA AV.QLTY 250GM.	PKT.	151.23	-3.87
COFFEE-NESCAFE 75 GM. **	BOTTLE	324.54	-2.50
COLD DRINK (STANDARD SIZ)	BOTTLE	24.79	-0.28
FRUIT JUICE TETRA PACK	PKT.	18.76	1.13

Contd.

7.11 Inter-city Consumer Prices March, 2016

Description	Unit	Value in Rupees	
		Average	% Change
MINERAL WATER NESTLE 1.5 LTR	BOTTLE	48.66	0.00
ALCOHOLIC BEVERAGES & TOBACCO			
CIGARETTES K-2 10'S **	PKT	57.49	0.68
CIGARETTES CAPSTAN 10'S **	PKT	65.06	0.51
CIGARETTES GOLD LEAF 20'S	PKT	123.63	0.31
CIGARETTES MORVEN GOLD 20'S	PKT	64.43	0.00
BETEL LEAVES	50GM.	72.10	2.82
BETEL NUTS	KG.	356.10	1.50
CLOTHING & FOOTWEAR			
LONG CLOTH 57" GUL AHMED/AL-KARAM	METER	217.18	0.29
SHIRTING AV.QLTY.	METER	176.04	1.92
PANT CLOTH W & WEAR AV.QLTY	METER	391.67	0.38
LAWN PRINTED GUL AHMED/AL-KARAM	METER	281.13	1.33
GEORGETTE AV.QLTY	METER	139.64	2.14
LINEN AV.QLTY ***	METER	156.22	1.91
HEAVY WT SUITING LAWERNCPUR AVG QLTY	METER	1319.77	0.09
HEAVY WT SUITING LAWERNCPUR SUP QLTY	METER	1767.04	0.00
TROPICAL SUITING LAW.PUR	METER	1121.65	0.00
PANT BOY 24"/26" LENGTH.	EACH	508.05	0.00
SHIRT BOY 24"/26" LENGTH	EACH	401.35	0.06
SCHOOL UNI. PANT,SHIRT BOYS	SUIT	692.34	1.94
SCHOOL UNI. KAMEEZ,SHAL.BOYS	SUIT	661.89	4.56
SCHOOL UNI. KAMEEZ,SHAL.GIRL	SUIT	687.69	3.74
FROCK W/WEAR GIRLS	EACH	1033.16	0.41
AWAMI-SUIT W & W(BOY) 24"/26	SUIT	1003.71	0.05
AWAMI-SUIT W&W (GENTS)AV.QLTY	SUIT	1322.19	0.12
PULLOVER GENTS OXFORD/BON.	EACH	2805.06	-0.31
PULLOVER LADIES OXFORD/BON.	EACH	2696.88	0.21
PULLOVER (GENTS) OTHERS A.QTY	EACH	979.86	0.10
SECOND-HAND COAT FOR MEN	EACH	428.72	-1.91
SECONDHAND SWEETER FOR MEN DUP QLTY	EACH	318.66	-0.45
SECONDHAND WINTER JACKET	EACH	416.84	-2.66
UNDERWEAR AV.QLTY MEDIUM SIZE	EACH	131.43	0.19
VEST FOR MEN AV.QLTY.	EACH	135.59	0.41
VEST/SHAMEEZ (WOMEN) AVG. QLTY	EACH	157.53	0.00
SOCKS NYLON (PAKISTANI)	PAIR	88.55	1.19
BRASSIER AV.QLTY.	EACH	154.49	0.41
BRASSIER SUP QLTY	EACH	361.22	0.00
DOPATTA GEORGETTE AV.QLTY.	EACH	294.50	0.00
DOPATTA COTTON AV GLTY	EACH	235.83	0.07
CHADDAR (W/WEAR) (2x2.5 MTR)	EACH	451.73	0.73
LUNGI/DHOTI(COTTON) AVG. QLTY	EACH	307.33	0.10
HANDKERCHIEF AVG. QLTY PAK	EACH	41.38	0.93
HANDKERCHIEF SUP. QLTY PAK	EACH	64.14	0.39
GLOVES AV QLTY	PAIR	104.27	0.61
AZARBAND COTTON AVG. QLTY	EACH	18.37	1.94
SEWING THREAD/REEL(ASLI PARI)	EACH	6.90	0.00
WASHING CHARGES PAINT & SHIRT	SUIT	98.98	0.55
DRY CLEANING SUIT COAT PANT	SUIT	323.62	0.68
WASHING CH. (KAMIZ-SHALWAR)	PAIR	70.32	0.36
TAILORING SHIRT	EACH	372.68	2.23
TAILORING CHARGES PANT (MEN)	EACH	629.35	2.34
TAILORING COAT-PANT SUIT	SUIT	3841.52	0.46
TAILORING AWAMI-SUIT (MALE)	SUIT	560.27	0.63
TAILORING SUIT FEMALE	SUIT	474.75	0.44
GENTS SHOES PAUL BATA	PAIR	1201.50	0.00
GENTS SANDAL BATA	PAIR	699.00	0.00
GENTS SPOUNG CHAPPAL BATA	PAIR	179.00	0.00
LADIES SANDAL BATA	PAIR	499.00	0.00
LADIES SPOUNG CHAPPAL BATA	PAIR	179.00	0.00
CHILD SHOE POWER LITE BATA	PAIR	599.00	0.00
GENTS SHOE, ART 1109 SERVICE	PAIR	999.00	0.00
NYLON JOGGER 27 SIZE 2-5 ***	PAIR	1299.00	0.00

Contd.

7.11 Inter-city Consumer Prices March, 2016

Description	Unit	Value in Rupees	
		Average	% Change
CHINA FOOT WEAR AV. QLTY (MALE) *	PAIR	684.18	0.06
CHINA FOOT WEAR AV. QLTY (FEMALE) *	PAIR	526.65	0.04
CHINA FOOT WEAR AV. QLTY (CHILDREN) *	PAIR	437.35	-0.04
SHOE REPAIR HALF SOLE	PAIR	104.27	1.34
SHOES POLISH CHARGES AVERAGE SHOP	PAIR	19.33	0.00
HOUSING, WATER, ELECT,GAS & OTH FUEL			
HOUSE RENT (combined)	MONTH	6649.63	0.00
rent 2	pm	6681.92	0.49
RENT3	PM	6649.63	0.00
RENT4	PM	6649.63	0.00
RENT5	PM	6649.63	0.00
RENT6	PM	6649.63	0.00
SYNTHETIC ENEMAL ROBIALAC BALTI 3.64 LTR.	EACH	1882.91	-0.39
SYNTHETIC ENEMAL ICI BALTI 3.64 LTR.	EACH	1950.29	-0.36
CEMENT (LOCAL) SPECIFY BRAND NAME	BAG	509.81	-0.08
BRICKS (NEW) 1ST CLASS	P/1000	6608.20	-0.87
CEMENT BLOCKS (6"x8"x12")	P/100	2454.23	0.00
BAJREE	100CFT	3858.29	-1.25
SAND (BLACK PIT SAND)	K100CFT	2221.95	-0.13
TIMBER SHESHAM LOG 1ST QUALITY	cbmt.	57247.04	1.87
IRON BAR (M.S. BAR) 1/2"	P/TON	61257.94	-3.67
CARPANTER WAGE RATE	P/DAY	831.67	0.07
MASON (RAJ) WAGE RATE	P/DAY	918.90	0.14
UNSKILLED LABOUR WAGE RATE	P/DAY	504.52	0.00
PLUMBER WAGE RSTE	P/DAY	858.47	0.00
ELECTICIAN WAGE RATE PER DAY **	P/DAY	796.17	0.00
ELECTICIAN WAGE RATE PER POINT **	P/PNT	119.11	0.06
WATER CHARGES PER HOUSE	P/MONTH	123.85	0.00
ELECT.CHARGES UPTO 50 UNITS	P/UNIT	2.00	0.00
ELECT.CHARGES 01 - 100 UNIT	P/UNIT	6.18	0.00
ELECT.CHARGES 101 - 300 UNIT	P/UNIT	9.50	-0.42
ELECT.CHARGES 301 - 1000 UNIT	P/UNIT	16.39	0.00
ELECT.CHARGES ABOVE 1000 UNIT	P/UNIT	18.39	0.00
ELEC	PM	10.50	0.00
GAS CHRg upto 3.3719 MMBTU	MMBTU	128.70	0.00
GAS CHRg 3.3719 - 6.7438 MMBTU	MMBTU	257.40	0.00
GAS CHRg 6.7438 - 10.1157 MMBTU	MMBTU	257.40	0.00
GAS CHRg10.1157 - 13.4876 MMBTU	MMBTU	702.00	0.00
GAS	PM	702.00	0.00
GAS	PM	409.50	0.00
KEROSENE OIL	LTR	82.22	1.22
FIREWOOD WHOLE	40 KG.	528.68	0.16
FURNISHING HOUSE HOLD EQUIPMENTS			
CHAIR SHESHAM WOOD WITH ARMS **	EACH	2007.00	0.77
CHAIR PLASTIC (CHAIRMAN) AVERAGE QUALITY	EACH	791.48	0.21
TABLE SHESHAM WOOD (4X2X5") ***	EACH	5643.97	0.74
SOFASET WOODEN WITH FOAM SEAT **	SET	17165.37	0.56
COT IRON (WITH NIWAR)AV.QLTY.	EACH	2221.21	0.00
ALMIRAH (STEEL) 6'X3' 20 GUAGE	EACH	9667.32	0.00
DINNING TABLE 6 CHAIRS A.QLTY	SET	20934.25	2.50
SINGLE BED WITHOUT FOAM MED.	EACH	6060.45	1.13
MATRESS SINGLE(4"THICK)	EACH	4933.46	0.13
FARSHI DARI 12'X9' AV.QLTY	EACH	1308.84	1.61
DARI COTTON (6'x2 1/2') AV.QL	EACH	589.89	0.07
CARPET PLAIN AV. QLTY	SQFT.	43.56	8.14
QUILT (LIHAF) 3 KG. COTTON	EACH	922.06	0.05
BLANKET (90" x 54")	EACH	3444.36	-0.43
BEDSHEET SINGLE BED SUP.QLTY	EACH	625.91	0.81
BED SHEET DOUBLE WITH TWO PILLOW COVERS SUP QLTY	SET	1242.03	0.30
TOWEL(3'x2') AV. QALTY	EACH	259.19	0.10
CELING FAN 48" SUPER QLTY **	EACH	3059.33	0.00
PEDESTAL FAN 22" SUPER QLTY	EACH	4130.75	0.24
REFG. DAWLENCE 10 CFT. D.DOOR	EACH	30794.17	0.08

Contd.

7.11 Inter-city Consumer Prices March, 2016

Description	Unit	Value in Rupees	
		Average	% Change
D-FREEZER WAVES 8 CFT.	EACH	30183.76	0.44
AIRCONDITIONER 1.5 TON PEL	EACH	42771.25	0.35
SPLIT AIR CONDITIONER 1.5 TON (SPECIFY BRAND NAME)	EACH	45126.29	0.14
AIRCOOLER SUPER ASIA	EACH	11723.75	0.37
WASHING MACHINE SINGER	EACH	15451.08	0.00
SEWING MACHINE(SINGER)	EACH	6037.38	0.49
GIZER LARGE SIZE 30 GALLON CAPACITY SUP QLTY	EACH	18611.25	0.07
GAS BURNER DOUBLE SPFY.BRAND	EACH	1795.47	0.91
ELECT. IRON PHILIPS MDL.1120	EACH	1801.46	0.31
ELECTRIC JUICER FOR APPLE	EACH	5282.42	0.05
S.STEEL DEGHCHI MEDIUM SIZE ***	EACH	634.73	0.02
ALUMINIUM COOKING PAN (DEGCHI) MED SIZE	EACH	598.90	0.31
NON STICK COOKING PAN (DEGCHI) SUP. QLTY	EACH	903.15	1.00
FRYING PAN STEEL AVG. QLTY MED. SIZE	EACH	391.11	0.00
TAWA IORN (MEDIUM SIZE) AVG. QLTY	EACH	312.60	0.28
S.STEEL PLATE A.QLTY.(M.SIZE)	EACH	75.72	0.00
TABLE SPOON S.STEEL SUP.QLTY.	DOZEN	392.34	1.49
WATER SET JUG+6 GLASSES (OMROC)	SET	518.30	0.70
TEA SET PAK. CHINAWARE 21 PCS.	SET	1797.88	0.23
DINNER SET PLASTIC 72 PIECES SUPERIOR QLTY	SET	5319.53	1.82
HOTPOT SET PLASTIC 3 PCS.	SET	1332.39	0.16
BUCKET(BALTI) PLASTIC MED.SIZ	EACH	339.65	0.00
LOTA PLASTIC (MED SIZE) AVERAGE QUALITY	EACH	56.06	0.90
PRESURE COOKER 4 LTR.	EACH	1435.91	0.25
WATER COOLER 9/10 LTR.PLASTIC ***	EACH	608.99	0.00
THERMOS STARVAC 1 LTR	EACH	490.11	0.35
BULB PHILIPS 100-WATTS	EACH	31.14	0.00
TUBE LIGHT PHILIPS 40 WATTS	EACH	104.38	0.02
ELECTRIC BLUBS "0" WATTE LOCAL	EACH	22.30	0.54
ELECTRIC BLUB ENERGY SAVER 14 WATTS	EACH	160.09	0.00
WASHING SOAP 250 GMS SPECIFY BRAND NAME	EACH	32.58	-2.31
SURF EXCEL 400 GMS POLY BAG	EACH	118.36	-0.21
WASHING POWDER 1000 GRM	EACH	181.94	-0.88
WASHING POWDER (WHEEL/ BONUS) 100 GRAMS	EACH	94.97	-0.70
CLEANSER POWDER VIM 1000 GM	PKT.	75.20	0.37
FINIS 500 ML	BOTTLE	192.66	1.02
PHNYLE TYPHONE/FINIS/CARRANITE 3 LITRES	BOTTLE	147.20	1.20
HARPIC	BOTTLE	144.82	1.60
BOOT POLISH CHERRY/KIWI 50ML	EACH	105.05	1.30
ROBIN BLUE (35 GRAMS)	PKT.	42.12	0.00
TISSU PAPER PERFUMED 100 PCS.	PKT	107.19	1.06
TOILET PAPER ROLL (R.PETEL)	P/ROLL	38.14	0.00
BOOT POLISH LIQUID CHEERY BLOSSOM KIWI 75 ML	BOTTLE	138.55	0.57
MATCH BOX SMALL	EACH	2.21	0.00
DRY CELL 1.5 VOLT(LOCAL)	EACH	23.60	3.01
HAND STITCHING NEEDLE M.SIZE	PACKET	7.78	0.00
SEWING MACHINE NEEDLE (SINGER)	EACH	6.20	0.00
HOUSEHOLD SERVANT FEMALE P/T	P/MNTH	1935.19	0.52
MARRIAGE HALL WITH FURNITURE	P/HEAD	112.98	0.00
HEALTH			
SEPTRAN TABLETS	10TAB.	15.63	0.26
BRUFEN TABS 200-MG.	10TAB.	9.63	-0.10
PANADOL TAB. EXTRA/PLAIN	10TAB.	11.83	5.53
DISPRIN TAB.	10TAB.	11.90	5.31
TRISIL TAB.	10 TAB	10.00	0.00
FLAGYL TAB. 200 MG.	10TAB.	10.00	0.00
VENTOLIN TAB. 2MG.	10TAB.	9.97	1.73
DAONIL TAB. 5 MG.	10TAB.	16.96	0.00
ENTOX TAB.	10TAB.	10.00	0.00
RENITEC TAB. 5 MG.	10TAB.	58.31	-0.83
CAC. 1000 TAB	BOTTLE	122.00	0.00
AMOXIL CAPSOLE 250 MG.S	10CAP.	35.65	-0.47
CALCIUM SYRUP SANDOZ	BOTTLE	64.00	0.00

Contd.

7.11 Inter-city Consumer Prices March, 2016

Description	Unit	Value in Rupees	
		Average	% Change
LEDERPLEX SYRUP	BOTTLE	35.00	0.00
SANCOS SYRUP (50 ML.)	BOTTLE	29.75	-0.83
PHENERGAN SYRUP 120 ML.	BOTTLE	33.00	0.00
CALPOL SYRUP 60 ML.	BOTTLE	28.00	0.00
HYDRYLLIN SYRUP 120 ML.	BOTTLE	65.00	0.00
POLYFAX EYE OINTMENT	TUBE	21.11	0.00
BETNESOL EYE DROPS	BOTTLE	33.89	0.00
EAR DROPS (CARDISPORINE) ***	BOTTLE	21.00	0.00
BETNOVATE-N OINTMENT 5 GMS	TUBE	15.98	-0.13
BURNOL CREAM 30 GRM	TUBE	16.00	0.00
VICKS VAPORUB/BALM	BOTTLE	36.03	0.00
GLYCRINE SMALL BOTTLE	BOTTLE	23.94	1.14
JOUHAR JOSHANDA	PKT.	7.73	0.39
GALXOS-D (450 GRMS)	PKT.	153.96	0.25
GRIPE-WATER WOODWARDS	BOTTLE	54.25	0.46
SANIPLAST ONE PUTTY	EACH	1.88	0.00
O.R.S. (NIMCOL)	PKT.	16.40	1.67
DETTOL (MEDIUM)	BOTTLE	46.80	0.00
COTTON BANDAGE 2" - 4"	EACH	9.40	0.00
THERMOMETER CHINA	EACH	43.10	0.42
DOCTOR (MBBS) CLINIC FEE	P/PAT.	183.33	0.69
URINE TEST (DR) CHARGES	P/TEST	108.09	1.24
BLOOD TEST (CP) CHARGES	P/TEST	251.55	2.42
SUGAR TEST (RANDOM/FASTING BOTH) CHARGES	P/TEST	177.15	0.00
ECG CHARGES	P/TEST	233.64	0.27
X-RAY (CHEST) CHARGES	P/X-RAY	307.30	1.65
TRANSPORT			
CAR SUZUKI 800 CC (W/O. A/C)	EACH	646975.00	0.00
CAR SUZUKI 1000 CC	EACH	1066570.37	0.00
CAR TOYOTA 1300 CC	EACH	1749840.00	0.00
CAR HONDA CIVIC	EACH	2101921.05	0.00
MOTORCYCLE HONDA CD-70.	EACH	63730.77	0.00
MOTORCYCLE YAMAHA 100CC.	EACH	80083.33	0.03
MOTOR CYCLE HERO 70 CC	EACH	44977.94	0.00
BICYCLE WITH TYRES & TUBES	EACH	7491.44	0.00
TYRE CAR WITH TUBE GENERAL	EACH	3357.54	-0.92
TYRE MOTOR CYCLE WITHOUT TUBE	EACH	1141.04	-0.07
TYRE CYCLE SPECIFY BRAND NAME	EACH	370.51	-0.42
TYRE CAR W/O TUBE	EACH	3059.25	0.53
PETROL SUPER	LITRE	62.77	-11.90
HIGH SPEED DIESEL HSD	LITRE	71.26	-5.98
CNG	K.G.	70.15	0.00
GAS CYLINDER STAND. SIZE	EACH	909.48	-17.14
MOTOR CYCLE SERVICE CHARGES	EACH	268.59	0.80
CAR SERVICE CHARGES	EACH	347.01	0.18
TYRE PUNCTURE CHARGES	EACH	65.40	0.38
CYCLE OVERHAULING CHARGES	EACH	298.20	0.42
CAR TAX FOR 800CC TO 1300CC	YEARLY	1840.80	0.00
TRAIN FARE ECO. 1-100 KM.	P/KM.	0.68	0.00
TRAIN FARE ECO. 101-500 KM.	P/KM.	0.98	0.00
TRAIN FARE ECO. > 500 KM.	P/KM.	0.89	0.00
TRAIN FARE IST SLP. 1-100KM	P/KM.	2.11	0.48
TRAIN FARE IST SLP.101-500 KM	P/KM.	2.59	0.00
TRAIN FARE IST SLP. > 500 KM	P/KM.	1.99	0.00
TRAIN FARE A/C SLP. 1-100KM.	P/KM.	5.76	0.00
TRAIN FARE A/C SLP.101-500KM	P/KM.	4.59	0.00
TRAIN FARE A/C SLP > 500KM.	P/KM.	4.16	0.00
PLATEFORM TICKET	EACH	10.00	0.00
AUTO RICKSHAW FARES	KM/MIN	54.57	-1.62
FULL TONGA CHARGES	KM/MIN	65.22	0.00
TAXI 4 SEATER FARE	KM/MIN	82.18	1.42
BUS FARE MIN (WITHIN CITY)	TICKET	10.06	-5.54
BUS FARE MAX (WITHIN CIT	TICKET	18.72	-4.83

Contd.

7.11 Inter-city Consumer Prices March, 2016

Description	Unit	Value in Rupees	
		Average	% Change
BUS FARE OUTSIDE CITY	P/KM.	0.83	-6.74
A/C BUS FARE OUTSIDE CITY	P/KM.	1.34	-2.90
MINIBUS FARE MIN.WITH IN CITY	TICKET	13.55	0.00
MINIBUS FARE MAX.WITH IN CITY	TICKET	19.48	0.00
SUZUKI FARE MIN.WITH IN CITY	TICKET	11.25	0.00
SUZUKI FARE MAXIMUM W.IN CITY	TICKET	18.57	0.00
AIR FARE ECONOMY CLASS.	P/KM.	19.26	0.00
COMMUNICATION			
POSTAL ENVELOPE DOMESTIC	EACH	8.00	0.00
ENVELOPE FOR SAUDI ARABIA	EACH	49.63	0.00
POSTAL REGISTRATION CHARGES	EACH	33.45	0.00
U.M.S. REG CHARGES MIN.	EACH	59.00	0.00
T.C.S. CH. MIN.WITH IN ZONE	EACH	140.75	2.93
TELEPHONE CHARGES LOCAL CALL	P/CALL	3.94	0.00
TEL CHARGES OUT SIDE CITY	P/CALL	3.94	0.00
INTERNET CHARGES	P/HOUR	29.64	0.61
MOBILE CELL CHARGES	P/UNIT	3.07	0.00
FAX CHARGES (LOCAL)	P/PAGE	17.88	1.42
TELEPHONE SET AV. QLTY	EACH	778.19	0.93
MOBILE SET NOKIA/SONY/ERICSON/SAMSUNG WITHOUT CAMERA	EACH	2850.42	1.11
RECREATION AND CULTURE			
T.V. 20" COLORED WEGA H-A21.	EACH	19131.46	0.00
T.V 20" COLOR CHINA/KORIA)	EACH	11287.71	1.16
V.C.P. PANASONIC/LG/NAT	EACH	5436.31	0.00
DVD/VCD PLAYER PANASONIC/LG	EACH	4098.69	1.07
RADIO WITH C.PLAYER NATIONAL	EACH	2234.98	0.29
PERSONNEL COMPUTER (BRANDED)	EACH	43976.37	0.74
VID. CASSETTE BLK. TDK/SONY	EACH	143.65	-0.01
COM. C.D. (TDK/IMATION)	EACH	54.45	0.13
TAPE RECORDER CASSETTE BLANK	EACH	47.08	0.00
VIDEO GAME SEGA 16 BYTE	EACH	1288.24	0.46
CINEMA A/C. HIGH CLASS	TICKET	117.50	3.68
CINEMA NON-A/C HIGH CLASS	TICKET	60.77	0.00
CABLE CHARGES	PER MONT	291.25	0.00
TV.LICENCE FEE DOMESTIC	YEARLY	420.00	0.00
ENGLISH BOOK CLASS V1	EACH	70.43	0.00
ENGLISH BOOK CLASS IX OR X	EACH	94.63	0.00
ENG. BOOK IST.YR COMPLETE SET	EACH	86.78	0.00
ENGLISH BOOK BA/B.SC	EACH	163.25	0.00
URDU BOOK CLASS V (T.B.BORD)	EACH	72.16	0.00
URDU BOOK CLASS IX/X(T.B.B)	EACH	100.70	0.00
URDU BOOK IST.YEAR/INTER	EACH	60.00	0.00
URDU BOOK BA/B.SC	EACH	144.50	0.00
MATHS BOOK CALSS V (T.B.B)	EACH	76.95	0.00
MATHS BOOK CLASS IX OR X	EACH	210.05	0.00
MATHS BOOK IST.YEAR (T.B.B)	EACH	148.13	0.00
PAKISTAN STUDIES BOOK BA/B.SC	EACH	150.50	0.00
DAILY "DAWN"	P/COPY	19.00	0.00
DAILY "JANG"	P/COPY	12.00	0.00
DAILY "NAWA-E-WAQT"	P/COPY	12.00	0.00
WEEKLY "AKHBAR-E-JAHAN"	P/COPY	55.00	0.00
WEEKLY "MAG"	P/COPY	45.13	0.00
MONTHLY "NAUNEHAL DIGEST"	P/COPY	35.00	0.00
PAPER FOOLSCAPE (27"x17")	QUIRE	38.29	0.66
EXERCISE.BOOK LINED 80/100 PGS	EACH	46.80	0.54
PENCILGOLDFISH/DEER	EACH	6.48	0.15
PEN INK DOLLOR 57 ML BOTTLE	EACH	21.63	0.32
PHOTOSTATE PAPER 70 GM	PRT	358.46	0.79
BALL PEN (local)	EACH	7.06	2.17
FOUNTAIN PEN HERO/WINGS/CHINA	EACH	43.76	0.00
EDUCATION			
PRIVATE SCHOOL FEE ENGLISH MEDIUM AVERAGE STANDARD (CLASS I)	PER MONTH	1302.75	0.68
PRIVATE SCHOOL FEE ENGLISH MEDIUM AVERAGE STANDARD (CLASS V)	PER MONTH	1472.50	0.30

Contd.

7.11 Inter-city Consumer Prices March, 2016

Description	Unit	Value in Rupees	
		Average	% Change
PRIVATE SCHOOL FEE ENGLISH MEDIUM AVERAGE STANDARD (CLASS VI	PER MONTH	1613.85	0.43
PRIVATE SCHOOL FEE ENGLISH MEDIUM AVERAGE STANDARD (CLASS X)	PER MONTH	1923.69	1.25
PRIVATE MEDICL COLLEGE FEE MBBS (1ST YEAR)	PER MONTH	45286.88	1.01
PRIVATE ENGINEERING COLLEGE FEE (ISTR YEAR)	PER MONTH	10641.03	-9.90
GOVT. COLLEGE FEE 1ST. YEAR	MONTH	44.99	0.00
GOVT. COLLEGE FEE 4TH. YEAR	MONTH	59.03	0.00
GOVT. UNIVERSITY FEE MSC.	MONTH	401.64	0.00
GOVT. MED. COLLEGE FEE MBBS	MONTH	1302.55	0.00
GOVT. ENGG. COLL. FEE I YEAR	MONTH	1082.49	0.00
COACHING FEE FOR CLASS IX/X	PER MONTH	1211.65	3.41
COACHING CHARGES FOR CLASS 1ST YEAR/INTER (SCIENCE)	PER MONTH	1751.93	3.18
COACHING CHARGES FOR CLASS 1ST YEAR/INTER (COMMERCE)	PER MONTH	1484.74	3.19
I.T. TUITION FEES	PER MONTH	2504.31	0.00
MBA TUITION FEES	PER MONTH	6329.07	0.29
RESTAURANTS AND HOTELS			
BREAD TANDOORI ST. SIZE	EACH	7.86	1.03
COOKED MUTTON (AV. HOTEL)	PLATE	151.04	3.03
COOKED BEEF (AV. HOTEL)	PLATE	90.01	1.34
COOKED DAL (AV. HOTEL)	PLATE	53.94	0.94
CHICKEN BIRYANI FULL/DOUBLE	PLATE	131.19	0.24
TEA PREPARED (ORDINARY)	CUP	19.92	0.30
MISCELLANEOUS GOODS AND SERVICES			
HAIRCUT CHARGES FOR MEN	P/CUT	76.88	0.25
BEAUTY PORL HAIR STYL CHARGE	P/STY.	284.78	2.13
SHAVING CHARGES	PER SHV	42.50	0.73
LIPSTICK S.MISS/MEDORA	EACH	109.58	0.11
NAIL POLISH S.MISS/MEDORA	EACH	89.02	0.00
PERFUME MED.SIZE MEDORA/BROACH	EACH	169.34	0.04
HAIR-OIL AMLA/CHAMBELI	BOTTLE	112.71	0.34
TOILET SOAP LUX 95 GRAMS	EACH	36.97	0.14
TOILET SOAP LIFEBOUY 140 GRM	EACH	36.63	0.60
TOILET SOAP SAFEGUARD BATH SIZE	EACH	46.83	-1.27
TOOTHPASTE MACKLINES 70 GRM	EACH	50.00	0.00
TOOTHPAST MED SIZE CLGATE 70 GMS	EACH	65.15	0.37
TOOTHBRUSH SHEILD A/PLAUQUE	EACH	40.56	1.40
TOOTHPOWDER DENTONIC 90 GRM	EACH	27.33	0.92
HAIR-COLOUR BEGIN (6 GMS)	EACH	100.70	1.17
HAIR COLOUR (KALAKOLA)	BOTTLE	126.88	0.00
FACECREAM PONDS (MEDIUM)	EACH	117.54	0.00
TALC POWDER VICE ROAY,B.CAT	EACH	140.35	0.75
BLADE TREET ORDINARY 10'S	PKT.	35.65	0.00
BLADE 7-O-CLOCK STAIN. 5'S	PKT.	34.63	0.00
SHAMPOO SUNSILK/PAINTIN 100 ML	BOTTLE	108.41	0.26
BEAUTY CREAM (FAIR & LOVELY)	EACH	142.58	2.24
HAIR REMOVING CREAM (EU-CREAM)	TUBE	64.25	0.39
GEL MEDIUM SIZE	BOTTLE	94.26	0.81
DISPOSABLE RAZOR GILLET-II	EACH	42.30	0.48
SHAVING CREAM TOUCH-ME/ADM.	EACH	62.25	0.71
GOLD TEZABI 24 CT	10 GM.	42287.53	3.85
SILVER TEZABI 24 CT	10 GM.	629.13	-0.04
ARTIFICIAL JEWELLARY SET	SET	745.40	1.58
WRIST WATCH GENTS CITIZEN (ORIGINAL) ***	EACH	3517.43	0.25
WRIST WATCH LADIES CITIZEN (ORIGINAL) ***	EACH	3508.06	0.00
WALL CLOCK QUARTZ AV.QLTY	EACH	552.01	0.45
SUITCASE REXIN (24"x16"x6")	EACH	1174.76	0.44
TRUNK MEDIUM SIZE ***	EACH	1591.66	0.00
PURSE LADIES (LEATHER) AVERAGE QUALITY	EACH	775.68	-0.01

8. PUBLIC FINANCE

8.1 Customs Revenue Receipts

(Million Rupees)

S. No.	Description	Annual				
		2010-11	2011-12	2012-13	2013-14	2014-15
1	Meat, fish and their preparations	54.90	93.75	151.69	253.87	322.60
2	Milk, butter, cheese and honey	2769.09	2478.59	2235.00	2879.15	5371.62
3	Fruits, nuts and vegetables	1265.68	1427.16	1554.43	2368.46	2830.70
4	Coffee, nuts and vegetables	3542.19	3547.64	3730.56	3713.70	4202.54
5	Oil-seeds and miscellaneous fruits	150.60	120.73	146.20	176.67	1117.13
6	Vegetable plaiting materials	472.21	616.43	868.55	998.91	828.97
7	Animal and vegetable fats and oil	17262.76	18417.04	20247.00	20658.72	21183.29
8	Sugar and confectionery	285.07	372.89	291.17	383.73	523.17
9	Edible, preparation of cereal & vegetables	2862.84	2916.04	3099.12	3991.29	5319.78
10	Beverages, spirits and vinegars	221.28	192.14	176.65	179.36	228.65
11	Residues on waste from the food industries prepared animal fodder	61.26	53.16	59.44	141.58	2622.94
12	Tobacco	494.52	251.94	144.14	213.57	136.15
13	Mineral, fuel, oils and products thereof	21401.96	19140.05	20398.80	16760.58	24413.27
14	Chemicals and chemical products	6870.42	6798.82	7327.76	8239.32	10379.73
15	Pharmaceutical products	1565.36	1822.78	1893.71	2111.88	2507.92
16	Dyes, colours, paints and varnishes	2681.43	2538.32	2671.14	3611.13	4077.15
17	Perfumery, soap and toilet preparations	4908.71	3912.94	3778.08	4894.55	6321.37
18	Albuminodal substances modified starches gulesenzymes	196.53	202.99	215.36	287.14	488.59
19	Matches and other explosives	39.84	22.32	22.61	25.30	18.81
20	Photographic and cinematographic goods	1336.10	1178.39	1254.43	1583.89	1823.38
21	Plastic & articles thereof	8831.53	8807.12	349.73	11055.67	13198.11
22	Rubber and articles thereof	2147.93	2352.45	8820.77	2395.14	3179.46
23	Leather articles and footwear	1835.37	1937.81	2143.80	2051.86	2459.12
24	Wood & articles of wood wood charcoal	552.34	557.80	2010.44	542.99	837.99
25	Wood, paper and stationery	7423.54	6730.50	475.48	6085.09	8503.06
26	Silk yarn and fabrics	205.57	130.81	5357.43	139.29	316.29
27	Fabrics of wool, flax ramle metal vegetable	394.64	473.08	136.97	706.41	1039.73
28	Cotton, Textile fabrics, Paper Yarn	340.77	786.13	490.74	2065.56	1057.36
29	Yarn and fabrics of man-made fiber	7666.13	7616.66	1422.08	8773.16	11587.37
30	Carpets & other floor covering	345.04	432.76	6523.28	285.80	328.81
31	Special Woven Fabrics and Variety (58)	388.49	434.56	274.42	352.95	454.87
32	Textile articles including knitted & crocheted goods	2142.72	2254.15	1969.33	2627.81	3551.13
33	Other madeup textile articles, set worm clothing & textile articles rugs	1255.90	1336.37	1093.49	1375.49	1620.10
34	Glass and earthen-ware	3132.55	3522.41	3198.22	4459.56	5938.18
35	Precious metal, stones, pearls & imitation jewellery	95.09	28.71	40.01	65.58	90.60
36	Iron and steel manufactures	9677.83	10048.48	10545.65	9211.16	17154.45
37	Metals other than gold,silver,iron & steel	1386.38	1144.22	1253.23	1866.33	2518.70
38	Cutlery, tools articles of base metals	1038.53	1002.80	1015.61	1324.08	1608.30
39	Machinery and mechanical appliances	10928.56	11605.92	12362.55	13742.20	20289.00
40	Electric machinery and equipment	9528.38	9928.03	10396.39	11325.52	22583.98
41	Railway and tramway plant and rolling stock	25.04	125.87	393.05	447.75	1147.92
42	Motor and other vehicles	28097.49	43090.45	42305.56	36314.43	49408.87
43	Ships, boats and aircraft's	136.17	117.96	108.57	79.44	1045.69
44	Clocks and watches and parts thereof	66.18	47.19	60.14	66.04	61.53
45	Arms and ammunitions	498.63	464.96	507.58	317.19	336.89
46	Toys, games and sports goods	416.83	324.33	278.43	346.34	488.01
47	Sub-total (1 to 46)	167000.38	181405.65	183798.79	191495.64	265523.28
48	All other articles	26179.32	46869.49	66022.29	58234.50	49707.26
49	Gross Collection (47 to 48)	193179.70	228275.14	249821.08	249730.14	315230.54
50	Refund & Rebates	8527.42	8453.67	10362.12	8731.76	9090.69
51	Net collection (54-55)	184652.28	219821.47	239458.96	240998.38	306139.85
52	Total imports duty	179722.75	213285.30	...	233783.87	283865.95
53	1 % Ware House Charges	1598.29	1660.09	...	1182.93	808.69
54	Miscellaneous	3636.25	3870.35	...	4469.01	5010.68
55	Export duties	390.71	471.07	...	475.78	495.05
56	25% Export Development Charges	5174.30	5291.13	...	6119.22	5921.88
57	Regularity Duty	2544.84	2111.14	...	3699.32	19128.26

Contd.

8.1 Customs Revenue Receipts

(Million Rupees)

S. No.	Description	Monthly			
		Mar, 2015	Apr, 2015	May, 2015	Jun, 2015
1	Meat, fish and other preparations	18.28	26.71	18.21	20.35
2	Milk, Butter, Cheese and Honey	389.62	582.66	817.39	620.76
3	Fruits, nuts and vegetables	185.20	302.26	250.11	265.65
4	Coffee, nuts and vegetables	428.59	379.91	308.27	310.01
5	Oil-seeds & miscellaneous fruits	70.66	61.79	59.18	134.95
6	Vegetable plaiting Materials	79.22	84.75	65.76	59.27
7	Animal and vegetable fats and oil	1628.37	1466.80	1867.00	2514.16
8	Sugar and confectionery	31.60	56.69	49.10	47.61
9	Edible, preparation of cereals and vegetables	376.30	540.68	632.57	448.68
10	Beverages, spirits and vinegars	26.96	25.54	26.46	20.20
11	Residues an Waste from the food industries, Prepared animal fodder	199.87	116.98	168.42	228.61
12	Tobacco	7.13	7.61	15.76	5.80
13	Minerals, fuel, oils and products thereof	1275.65	2591.20	4687.94	5330.75
14	Chemicals and chemicals products	861.17	978.75	912.92	946.00
15	Pharmaceutical products	228.16	195.16	229.90	241.53
16	Dyes, colours, paints and varnishes	355.76	376.83	375.88	377.05
17	Perfumery, soap and toilet preparations	493.66	549.15	630.89	600.38
18	Albuminoidal substances modified starches, glues,enzymes	38.39	37.26	42.16	41.20
19	Matches and other explosives	1.55	3.91	1.88	1.46
20	Photographic and cinematographic goods	140.68	125.18	200.93	168.85
21	Plastic and articles thereof	1150.04	1156.24	1323.07	1218.04
22	Rubber and articles thereof	281.01	284.41	302.03	264.82
23	Leather articles and footwear	109.04	74.51	239.01	278.52
24	Wood & articles of wood; wood charcoal	68.88	84.38	87.70	87.67
25	Wood, paper and stationery	692.41	831.15	763.71	831.10
26	Silk yarn and fabrics	16.83	23.03	33.24	24.00
27	Fabrics of Wool, flax, ramle metal, vegetable	79.57	71.52	101.74	109.52
28	Cotton, textile, fibre & other paper & veg yarn	114.72	93.89	128.43	105.71
29	Yarn and fabrics of man-made fiber	816.64	887.70	944.29	1068.51
30	Carpets & other floor covering	32.81	31.07	23.71	32.67
31	Special Woven Fabrics and Variety	32.94	28.84	32.18	40.30
32	Textile articles including knitted & crocheted goods	236.11	173.17	331.56	380.42
33	Other made up textile articles;set;worn colothing & textile articles;rugs	126.53	106.54	125.74	140.16
34	Glasses and earthen/ware	411.69	344.93	504.15	653.09
35	Precious metals,stones,pearls & imitation jewellery	5.22	5.62	7.25	13.80
36	Iron & steel manufactures thereof	1053.98	2508.75	2009.56	2341.24
37	Metals other than gold, silver, iron & steel	195.87	234.49	231.88	281.92
38	Cutlery, tools articles of base metals	139.57	96.69	149.59	163.49
39	Machinery and mechanical appliances	1825.21	2062.73	1824.79	1989.36
40	Electric machinery and equipment	1605.12	1898.06	1648.21	2019.18
41	Railway and tramway plant and rolling stock	14.75	94.38	109.06	19.97
42	Motor and other vehicles	3832.66	5361.26	4991.68	5398.89
43	Ships, boats and Air crafts	113.61	69.26	114.93	146.67
44	Clocks, watches and parts thereof	2.95	4.23	5.98	6.48
45	Arms and ammunitions	13.75	20.04	12.42	20.78
46	Toys, games and sports goods	50.89	55.59	42.73	49.15
47	Sub total (1 to 46)	19859.62	25112.30	27449.34	30068.70
48	All other articles	8922.17	1319.94	3018.40	11696.39
49	Total Import Duty	25285.22	22987.47	25081.34	35179.69
50	Warehouse Charges	62.64	63.67	68.77	52.59
51	Regularity Duty	2491.35	2525.05	4379.32	4969.34
52	Miscellienous	364.54	348.23	429.69	931.07
53	0.25 % Export Development Charges	535.18	488.38	505.30	487.85
54	Export Duties	43.23	19.41	3.31	144.55
55	Gross	28782.16	26432.21	30467.73	41765.09
56	Refund	45.30	31.37	148.56	13.09
57	Rebate	572.35	534.43	652.75	75.34
58	Refund & Rebate	617.65	565.80	801.31	88.43
59	Net	28164.51	25866.41	29666.42	41676.66

Contd.

8.1 Customs Revenue Receipts

(Million Rupees)

S. No.	Description	Monthly				
		Jul,2015	Aug,2015	Sept,2015	Oct,2015	Nov, 2015
1	Meat, fish and other preparations	13.72	21.32	23.63	24.00	31.72
2	Milk, Butter, Cheese and Honey	318.07	323.39	217.18	236.55	287.24
3	Fruits, nuts and vegetables	376.30	309.99	273.80	608.73	483.56
4	Coffee, nuts and vegetables	419.06	484.58	448.10	609.46	563.91
5	Oil-seeds & miscellaneous fruits	112.41	129.40	132.17	172.64	259.77
6	Vegetable plaiting Materials	58.44	63.95	74.70	74.44	69.62
7	Animal and vegetable fats and oil	1492.06	2128.52	2452.71	2782.46	1969.04
8	Sugar and confectionery	74.41	61.18	88.00	70.70	61.06
9	Edible, preparation of cereals and vegetables	394.16	436.12	449.80	462.98	555.02
10	Beverages, spirits and vinegars	20.90	20.80	11.17	15.59	13.36
11	Residues an Waste from the food industries, Prepared animal fodder	577.72	427.39	472.78	744.05	226.29
12	Tobacco	20.77	10.09	16.16	15.67	5.11
13	Minerals, fuel, oils and products thereof	2074.60	4204.64	3418.69	2808.89	3403.30
14	Chemicals and chemicals products	864.18	821.64	762.70	867.41	861.78
15	Pharmaceutical products	195.13	183.78	223.74	210.51	237.23
16	Dyes, colours, paints and varnishes	339.59	317.59	348.17	388.99	385.69
17	Perfumery, soap and toilet preparations	574.29	619.13	588.28	669.27	603.27
18	Albuminoid substances modified starches, glues,enzymes	39.12	43.28	46.43	51.14	41.76
19	Matches and other explosives	5.96	7.69	3.72	2.36	3.72
20	Photographic and cinematographic goods	244.01	170.01	181.09	178.03	221.92
21	Plastic and articles thereof	1067.83	1193.10	1016.02	1330.88	1314.05
22	Rubber and articles thereof	513.11	516.10	431.20	468.70	498.99
23	Leather articles and footwear	144.72	279.02	313.79	211.52	243.93
24	Wood & articles of wood; wood charcoal	80.56	85.84	69.42	72.53	92.34
25	Wood, paper and stationery	755.52	744.41	646.96	668.32	671.87
26	Silk yarn and fabrics	29.34	36.74	18.50	27.33	21.59
27	Fabrics of Wool, flax, ramle metal, vegetable	94.71	87.01	107.57	129.99	117.06
28	Cotton, textile, fibre & other paper & veg yarn	114.59	70.14	71.64	106.46	245.67
29	Yarn and fabrics of man-made fiber	871.46	941.95	1092.80	1468.61	1270.30
30	Carpets & other floor covering	25.71	24.59	24.28	32.09	43.15
31	Special Woven Fabrics and Variety	31.92	35.08	41.31	50.71	50.88
32	Textile articles including knitted & crocheted goods	309.63	379.59	503.10	560.24	549.95
33	Other made up textile articles;set:worn colothing & textile articles;rugs	153.88	188.45	166.15	243.78	274.77
34	Glasses and earthen/ware	612.59	603.34	517.37	674.47	723.94
35	Precious metals,stones,pearls & imitation jewellery	9.84	7.65	9.25	6.98	9.96
36	Iron & steel manufactures thereof	1852.21	2118.12	2818.28	3086.36	3570.28
37	Metals other than gold, silver, iron & steel	255.41	282.07	244.54	317.31	325.06
38	Cutlery, tools articles of base metals	161.54	153.34	131.96	195.78	155.84
39	Machinery and mechanical appliances	1392.13	1533.61	1518.51	1875.91	1668.35
40	Electric machinery and equipment	1245.93	1603.99	1681.16	1817.20	1867.70
41	Railway and tramway plant and rolling stock	7.48	71.44	19.39	16.19	20.01
42	Motor and other vehicles	3652.19	4298.72	4819.49	4906.42	5326.10
43	Ships, boats and Air crafts	16.16	36.71	86.25	33.90	28.59
44	Clocks, watches and parts thereof	3.83	6.30	4.57	5.39	4.96
45	Arms and ammunitions	22.48	11.52	4.13	2.32	9.06
46	Toys, games and sports goods	49.67	55.28	50.96	59.62	59.26
47	Sub total (1 to 46)	21689.34	26148.60	26641.62	29362.88	29448.03
48	All other articles	1305.85	1840.91	4916.89	1559.59	1551.72
49	Total Import Duty	20733.37	25435.49	29083.68	27935.99	28073.00
50	Warehouse Charges	47.76	51.21	45.88	47.79	50.12
51	Regularity Duty	850.95	1679.14	1629.96	1953.01	2047.51
52	Miscellienous	892.33	382.65	333.14	493.57	368.18
53	0.25 % Export Development Charges	426.91	409.85	418.54	450.81	425.48
54	Export Duties	16.87	31.12	47.29	41.28	35.41
55	Gross	22968.19	27989.46	31558.49	30922.45	30999.70
56	Refund	13.12	46.33	6.85	33.15	160.04
57	Rebate	971.72	1124.12	769.64	742.42	630.76
58	Refund & Rebate	984.84	1170.45	776.49	775.57	790.80
59	Net	21983.35	26819.01	30782.00	30146.88	30208.90

Contd.

8.1 Customs Revenue Receipts

(Million Rupees)

S. No.	Description	Monthly			
		Dec, 2015	Jan,2016	Feb,2016	Mar,2016
1	Meat, fish and other preparations	97.37	86.17	52.31	37.60
2	Milk, Butter, Cheese and Honey	343.34	306.24	404.64	502.72
3	Fruits, nuts and vegetables	336.31	368.38	404.78	524.71
4	Coffee, nuts and vegetables	693.38	614.36	514.03	519.97
5	Oil-seeds & miscellaneous fruits	215.30	273.18	249.84	203.62
6	Vegetable plaiting Materials	79.79	75.92	69.81	87.09
7	Animal and vegetable fats and oil	1881.35	2069.19	2288.18	2499.42
8	Sugar and confectionery	59.77	67.22	49.16	64.33
9	Edible, preparation of cereals and vegetables	587.51	610.00	576.3	728.69
10	Beverages, spirits and vinegars	11.29	10.60	34.14	36.87
11	Residues an Waste from the food industries, Prepared animal fodder	134.09	65.37	84.79	533.90
12	Tobacco	18.71	18.71	15.39	15.69
13	Minerals, fuel, oils and products thereof	3111.90	2096.61	2335.42	2869.55
14	Chemicals and chemicals products	977.72	1080.18	978.88	1160.20
15	Pharmaceutical products	274.18	203.26	225.26	324.71
16	Dyes, colours, paints and varnishes	395.52	407.05	372.57	406.53
17	Perfumery, soap and toilet preparations	658.15	609.21	656.25	704.19
18	Albuminoidal substances modified starches, glues,enzymes	50.92	63.20	51.01	52.83
19	Matches and other explosives	3.09	0.02	0.87	1.93
20	Photographic and cinematographic goods	235.32	228.30	169.52	212.06
21	Plastic and articles thereof	1252.29	1172.66	1261.64	1466.66
22	Rubber and articles thereof	613.82	569.57	413.82	467.85
23	Leather articles and footwear	275.53	301.70	323.29	124.64
24	Wood & articles of wood; wood charcoal	112.60	138.17	129.22	122.97
25	Wood, paper and stationery	677.61	721.74	767.4	981.04
26	Silk yarn and fabrics	35.92	38.93	54.75	18.43
27	Fabrics of Wool, flax, ramle metal, vegetable	108.61	133.94	120.1	95.56
28	Cotton, textile, fibre & other paper & veg yarn	388.35	269.51	302.29	264.41
29	Yarn and fabrics of man-made fiber	1121.81	1066.45	1066.68	926.21
30	Carpets & other floor covering	44.60	39.26	31.66	44.78
31	Special Woven Fabrics and Variety	53.36	53.07	52.79	31.92
32	Textile articles including knitted & crocheted goods	472.45	559.22	464.04	255.61
33	Other made up textile articles;set,worn colothng & textile articles;rugs	286.30	263.41	214.13	176.55
34	Glasses and earthen/ware	874.39	900.33	750.3	752.88
35	Precious metals,stones,pearls & imitation jewellery	20.23	22.86	17.11	15.44
36	Iron & steel manufactures thereof	3525.44	3392.47	3146.44	3909.89
37	Metals other than gold, silver, iron & steel	547.96	326.96	311.18	408.76
38	Cutlery, tools articles of base metals	172.67	184.98	192.41	189.26
39	Machinery and mechanical appliances	2097.93	2462.69	2383.41	2345.06
40	Electric machinery and equipment	2371.70	1846.98	1575.33	1436.83
41	Railway and tramway plant and rolling stock	11.65	16.70	17.52	25.14
42	Motor and other vehicles	5272.52	5747.22	4482.23	5479.81
43	Ships, boats and Air crafts	97.68	123.46	216.99	296.87
44	Clocks, watches and parts thereof	27.48	9.58	19.73	14.61
45	Arms and ammunitions	17.85	0.60	25.83	2.31
46	Toys, games and sports goods	100.08	101.70	93.76	67.97
47	Sub total (1 to 46)	30745.84	29717.33	27967.20	31408.07
48	All other articles	9370.83	3017.14	2411.59	-853.50
49	Total Import Duty	35964.59	29011.02	26979.34	34318.79
50	Warehouse Charges	49.3	96.69	49.31	49.21
51	Regularity Duty	2588.39	2665.44	2303.81	2461.16
52	Miscellienous	1015.93	469.68	564.43	680.91
53	0.25 % Export Development Charges	444.81	399.78	439.63	525.64
54	Export Duties	53.62	91.82	49.41	65.63
55	Gross	40116.64	32734.43	30385.93	38101.34
56	Refund	194.82	77.96	15.94	12.70
57	Rebate	517.84	582.77	1171.5	1119.85
58	Refund & Rebate	712.66	660.73	1187.44	1132.55
59	Net	39403.98	32073.70	29198.49	36968.79

Source: Federal Board of Revenue, Islamabad.

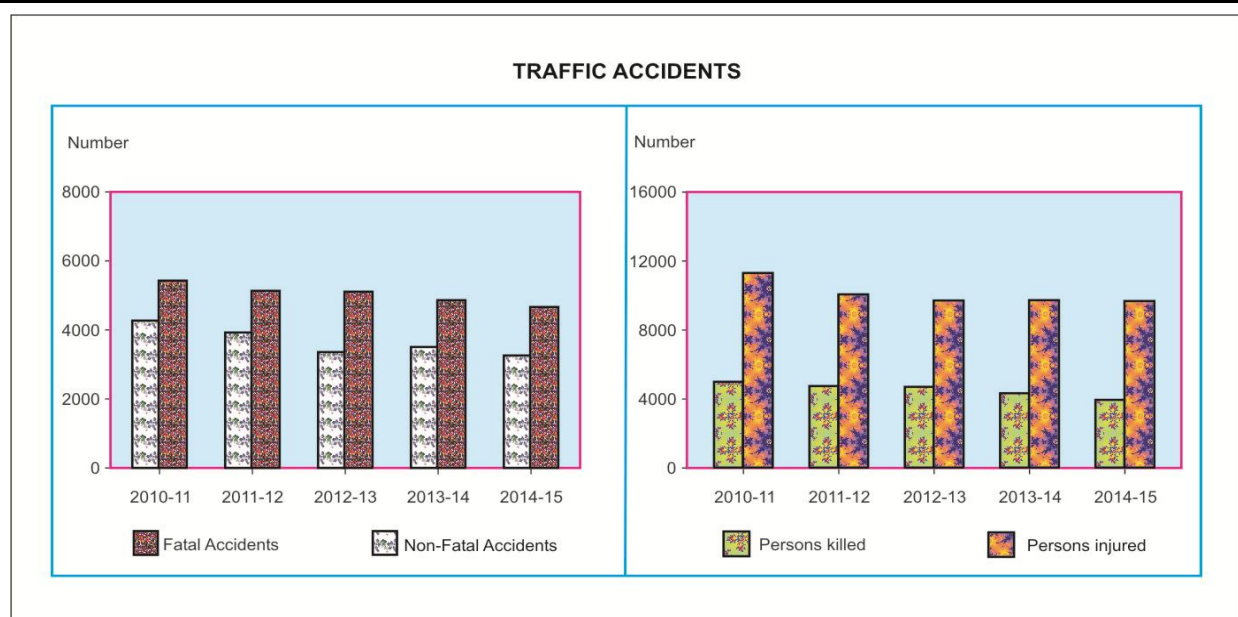
9. SOCIAL

9.1 Data on Traffic Accidents

Year/Month	Total Number of Accidents	Accident		Persons		Total Number of Vehicles Involved
		Fatal	Non - Fatal	Killed	Injured	

PAKISTAN

2010-11		9723	4280	5443	5271	11383	10822	
2011-12		9140	3966	5174	4758	10145	9986	
2012-13*		8988	3884	5104	4719	9710	9876	
2013-14*		8359	3500	4859	4348	9777	9423	
2014-15*		7865	3214	4651	3954	9661	8949	
2015	Mar	636	273	363	347	797	712	
	Apr	741	305	436	357	818	830	
	May	728	290	438	338	776	818	
	Jun	728	292	436	376	971	838	
	Jul	780	298	482	370	1026	911	
	Aug	797	303	494	390	974	934	
	Sep	810	295	515	360	881	967	
	Oct	799	330	469	392	1000	927	
	Nov	775	307	468	364	805	887	
	Dec	724	310	414	353	927	848	
	2016	Jan	646	269	377	341	857	777
		Feb	678	264	414	377	869	786
Mar		680	280	400	327	940	775	



Note: Data from July,2012 onward includes ICTs.

Contd.

* Included Islamabad

9.1 Data on Traffic Accidents

Year/Month	Total Number of Accidents	Accident		Persons		Total Number of Vehicles Involved
		Fatal	Non - Fatal	Killed	Injured	
ISLAMABAD						
2012-13	201	107	94	109	180	212
2013-14	256	120	136	132	206	256
2014-15	216	107	109	118	182	217
2015 Mar	13	6	7	7	10	13
Apr	22	12	10	12	14	22
May	26	13	13	13	26	26
Jun	15	8	7	12	8	15
Jul	27	12	15	17	37	27
Aug	25	9	16	12	27	25
Sep	19	12	7	14	17	19
Oct	24	16	8	16	5	24
Nov	25	17	8	19	25	25
Dec	21	7	14	8	18	21
2016 Jan	13	6	7	6	12	13
Feb	14	5	9	5	12	14
Mar	8	5	3	7	4	8
PUNJAB						
2010-11	5420	2591	2829	3167	5809	5420
2011-12	4990	2361	2629	2888	5071	4990
2012-13	4587	2213	2374	2692	4515	4587
2013-14	3696	1717	1979	2145	3941	3696
2014-15	3054	1435	1619	1750	3652	3054
2015 Mar	278	141	137	175	367	278
Apr	290	129	161	157	365	290
May	299	132	167	164	288	299
Jun	259	130	129	158	272	259
Jul	285	132	153	165	329	285
Aug	298	132	166	165	391	298
Sep	294	120	174	158	292	294
Oct	324	160	164	206	462	324
Nov	264	134	130	166	293	264
Dec	299	167	132	166	393	299
2016 Jan	222	104	118	140	310	222
Feb	254	123	131	221	391	254
Mar	250	109	141	129	400	250
SINDH						
2010-11	1270	758	512	927	1071	1541
2011-12	1054	681	373	756	681	1121
2012-13	935	582	353	696	637	960
2013-14	945	613	332	791	893	1103
2014-15	881	583	298	771	863	1029
2015 Mar	74	48	26	71	78	86
Apr	91	61	30	67	35	100
May	64	46	18	45	55	70
Jun	78	49	29	75	142	101
Jul	70	53	17	64	101	85
Aug	79	56	23	82	47	117
Sep	79	55	24	68	56	96
Oct	75	46	29	54	71	91
Nov	68	41	27	44	37	82
Dec	71	50	21	57	35	87
2016 Jan	77	59	18	64	95	101
Feb	82	50	32	57	59	103
Mar	90	62	28	73	88	116

Contd.

9.1 Data on Traffic Accidents

Year/Month	Total Number of Accidents	Accident		Persons		Total Number of Vehicles Involved
		Fatal	Non - Fatal	Killed	Injured	
KHYBER P.K.						
2010-11	2722	773	1949	986	4153	3479
2011-12	2772	785	1987	953	3913	3501
2012-13	2968	846	2122	1059	4016	3736
2013-14	3120	877	2243	1033	4257	3934
2014-15	3399	942	2457	1137	4524	4260
2015 Mar	241	66	175	77	308	297
Apr	308	86	222	103	371	387
May	313	92	221	109	378	392
Jun	344	87	257	112	516	422
Jul	370	89	281	109	509	479
Aug	358	88	270	110	467	445
Sep	385	92	293	102	486	519
Oct	350	95	255	100	422	450
Nov	388	98	290	115	428	479
Dec	318	79	239	115	434	419
2016 Jan	307	87	220	115	404	403
Feb	303	76	227	83	373	382
Mar	302	86	216	97	378	364
BALUCHISTAN						
2010-11	311	158	153	191	350	382
2011-12	324	139	185	161	480	374
2012-13	297	136	161	163	362	381
2013-14	342	173	169	247	480	434
2014-15	315	147	168	178	440	389
2015 Mar	30	12	18	17	34	38
Apr	30	17	13	18	33	31
May	26	7	19	7	29	31
Jun	32	18	14	19	33	41
Jul	28	12	16	15	50	35
Aug	37	18	19	21	42	49
Sep	33	16	17	18	30	39
Oct	26	13	13	16	40	38
Nov	30	17	13	20	22	37
Dec	15	7	8	7	47	22
2016 Jan	27	13	14	16	36	38
Feb	25	10	15	11	34	33
Mar	30	18	12	21	70	37

Source: Provincial Police Departments & ICT Police.

9.2 Data on Telecommunication 2016

Months	Distribution of Cellular Mobile Subscribers					
	Total	Moblink	CM Pak	Ufone	Telenor	Warid
Jan	128041567	36973674	24613601	20262334	35392846	10799112
Feb	129851669	37481812	24859472	20587591	36015783	10907011
Mar	131412658	38117902	24669917	20820301	36784001	11020537
Apr						
May						
Jun						
Jul						
Aug						
Sep						
Oct						
Nov						
Dec						

Source : Pakistan Telecommunication Authority, Islamabad.

9.3 Visitors at Archaeological Museum in Pakistan

Area/ attraction	January, 2016		February, 2016		March, 2016	
	Foreigner	National	Foreigner	National	Foreigner	National
PAKISTAN	1403	143917	1337	152359	1532	141693
ISLAMABAD	394	66992	379	67473	572	57602
Pakistan Museum of Natural History	29	5314	20	5688	13	6157
Lok Virsa Heritage Museum	153	21934	199	22198	292	18405
Pakistan Monument Museum	122	39419	95	39312	170	32681
Pakistan Railway Heritage Museum	90	325	65	275	97	359
PUNJAB	740	63638	649	68554	744	70077
Lahore Museum Lahore	252	18394	237	16343	347	21027
Allama Iqbal Library & Museum, Sialkot.	4	589	2	489	3	585
Museum, Taxila, Rawalpindi	306	16155	258	17646	180	9552
Museum, Harappa, Sahiwal.	27	6550	31	6577	27	7471
Allama Iqbal Museum, Javid Manzil, Lahore	*	*	-	211	-	202
PMDC Khewara Mines Museum, Chakwal	151	21950	121	27288	187	31240
SINDH	261	10989	288	13213	212	11127
National Museum of Pakistan, Karachi	12	3446	40	3402	61	1623
Sindh Provincial Museum, Hyderabad.	10	1554	8	1774	16	1721
Museum, Banbhore, Thatta.	10	625	8	2494	-	1909
Museum, Moenjodaro, Larkana.	21	2958	56	3284	56	3584
Museum Umerkot, Tharparkar.	4	1105	6	1145	-	1303
Quid-e-Azam Birth Place, Karachi.	9	81	-	50	-	-
Quid-e-Azam House Museum, Karachi.	195	1220	170	1064	79	987
KHYBER PAKHTUNKHWA	8	2203	17	3009	1	2793
Peshawar Museum, Peshawar.	6	1217	15	2081	1	1592
Museum Saidu Sharif, Swat.	2	670	2	714	-	885
Dir Museum, Chakdara	-	316	-	214	-	316
BALUCHISTAN	-	95	4	110	3	94
Museum Balochistan, Quetta.	-	95	4	110	3	94

Source:-Department of Archaeology and Museum,
Government of Pakistan & Provincial Government

9.4 Visitors at Heritage Site in Pakistan

Area/ attraction	January, 2016		February, 2016		March, 2016	
	Foreigner	National	Foreigner	National	Foreigner	National
PAKISTAN	929	255728	913	275587	977	272340
PUNJAB	840	240229	622	251089	689	248959
Jahangir's Tomb, Lahore	50	16000	40	17000	73	18000
Shalimar Garden, Lahore	123	16588	7	38520	150	35000
Royal Fort (Shahi Qila), Lahore	309	167436	256	152346	209	157936
Hiran Minar & Tank, Sheikhpura	25	17500	30	19000	50	21000
Harappa, Sahiwal	27	6550	31	6577	27	7471
Taxila, Rawalpindi	306	16155	258	17646	180	9552
SINDH	40	5388	220	8073	236	8446
Banbhore , Thatta.	10	625	8	2494	-	1909
Makli Hill Monument, Thatta	5	700	150	1150	180	1650
Moenjodaro, Larkana.	21	2958	56	3284	56	3584
Umerkot Fort, Tharparkar.	4	1105	6	1145	-	1303
KHYBER PAKHTUNKHWA.	49	10111	71	16425	52	14935
Remains of Takht-i-Bhai, Mardan	19	9100	1	15600	2	14200
Butkara Site Museum, Saidu Sharif, Swat	-	11	-	25	-	35
Julian Site, Haripur	30	1000	70	800	50	700
BALUCHISTAN						

Source: Department of Archaeology and Museum.
Government of Pakistan & Provincial Government.

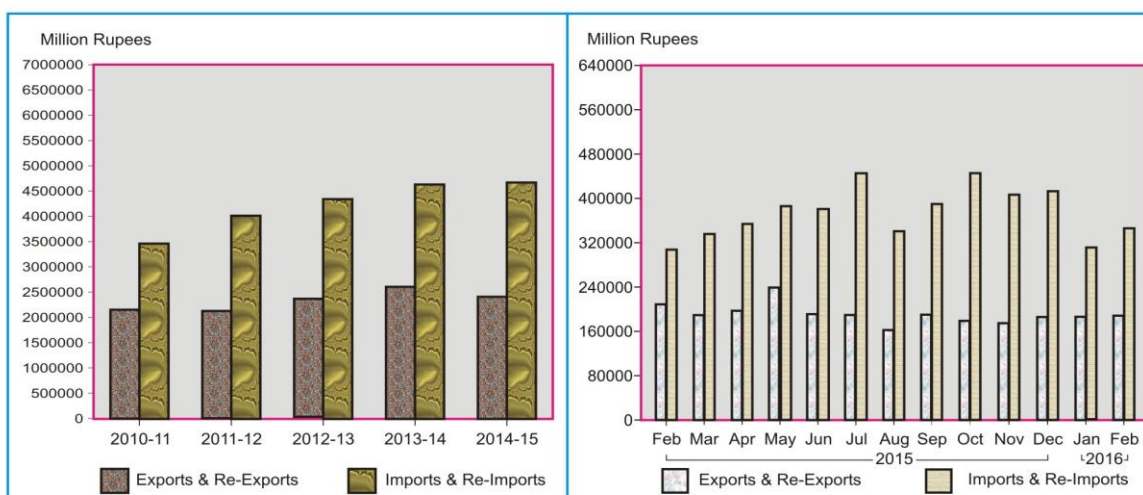
10. TRADE

10.1 Value of Foreign Trade

(Million Rupees)

Year / Month	Exports	Re-Exports	Imports	Re-Imports	Balance of Trade
2010-11	2,120,846.7	30,576.3	3,455,285.6	2,072.6	-1,305,935.2
2011-12	2,110,605.5	18,570.2	4,009,093.0	--	-1,883,049.0
2012-13	2,366,477.8	9,946.3	4,349,879.5	--	-1,973,455.4
2013-14	2,583,463.2	16,369.1	4,630,520.8	1,855.7	-2,032,544.2
2014-15	2,397,513.0	20,191.2	4,644,151.6	20,961.9	-2,247,409.3
2015 Feb	190,530.2	2,308.9	334,335.3	1,854.1	-143,350.3
Mar	196,002.1	1,563.8	352,412.9	1,387.4	-156,234.4
Apr	202,250.6	1,722.6	385,075.9	1,573.0	-182,675.7
May	189,389.8	1,922.6	379,073.8	1,761.7	-189,523.1
Jun	184,069.2	1,650.8	444,559.6	1,480.5	-260,320.1
Jul	161,533.5	891.0	340,518.8	1,475.8	-179,570.1
Aug	187,222.4	2,801.2	389,086.5	1,707.4	-200,770.3
Sep	179,817.5	990.5	360,660.6	1,721.8	-181,574.4
Oct	179,927.0	1760.9	406,821.1	1902.6	-227,035.8
Nov	174,781.5	1196.9	404,666.5	1878.7	-230,566.8
Dec	186,486.4	1854.6	399,510.7	1899.5	-213,069.2
2016 Jan	185,298.2	954.2	362,229.4	1661.1	-177,638.1
Feb	186,869.1	1852.1	343,205.7	1572.0	-156,056.5

VALUE OF FOREIGN TRADE

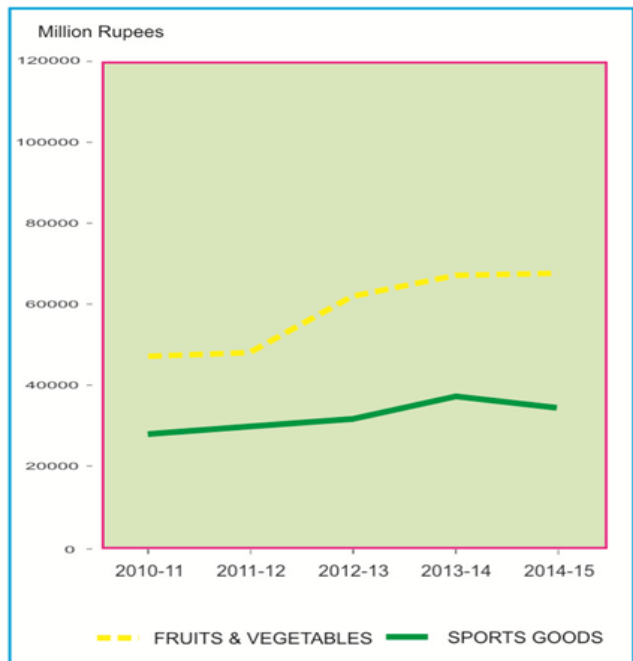
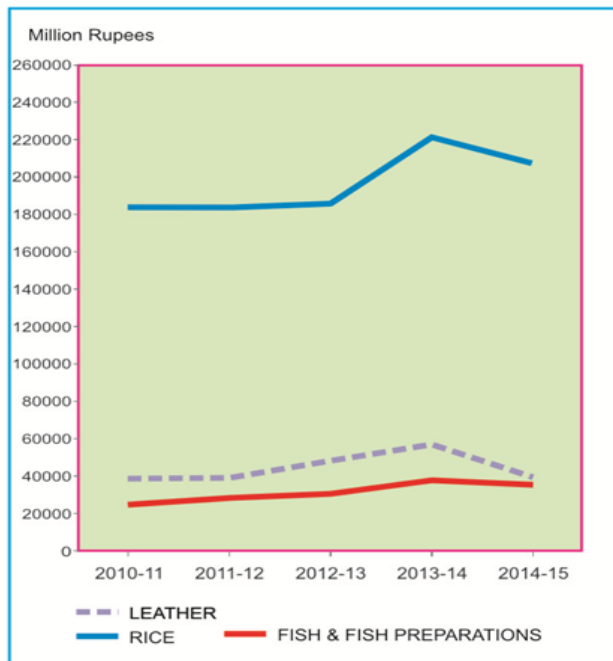
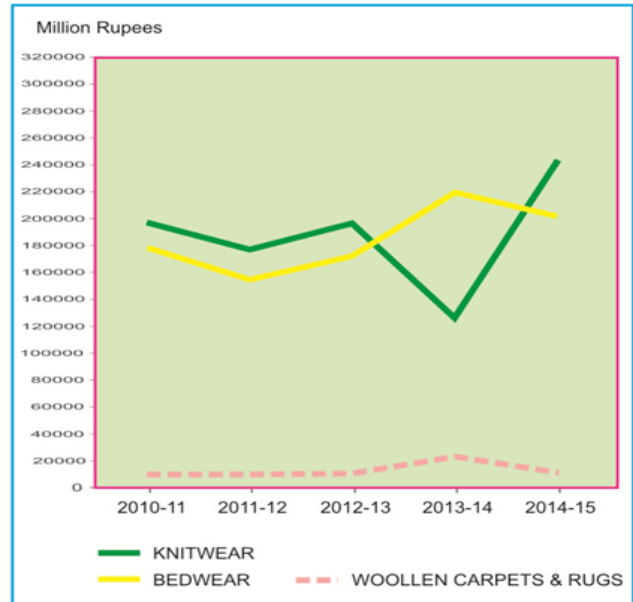
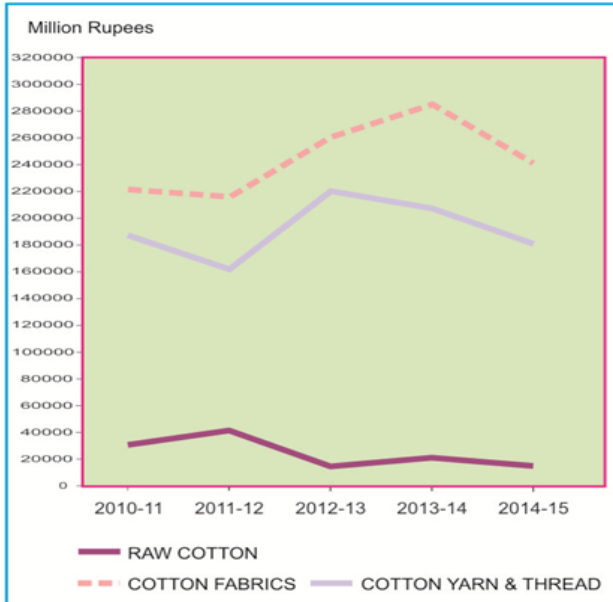


10.2 Exports by Commodity/Group

(Million Rupees)

Year/ Month	Raw Cotton	Cotton Fabrics	Cotton Yarn and Thread	Knitwear	Bedwear	Woollen Carpets & Rugs	Leather	Rice	Fish & Fish Prepara- tions	Fruits & Vege- tables	Sports goods
2010-11	31,168.4	224,257.0	188,271.8	197,144.5	178,596.0	11,034.4	39,744.3	184,674.6	25,313.9	47,895.6	28,208.4
2011-12	41,392.6	218,159.8	163,403.5	176,652.4	155,108.3	10,113.5	39,841.2	184,405.0	28,597.6	48,321.8	30,241.0
2012-13	14,888.1	260,237.5	219,017.0	197,434.3	172,724.2	11,484.6	48,455.7	186,623.1	30,759.1	62,126.8	32,375.2
2013-14	21,352.5	285,130.2	207,199.9	235,564.7	219,961.7	12,616.2	56,496.4	222,906.7	37,917.6	66,703.9	37,259.6
2014-15	14,932.7	248,430.9	188,615.4	243,718.7	213,017.9	11,772.5	49,582.8	206,266.3	35,429.4	67,864.3	34,293.6
2015 Feb	681.9	22,347.3	17,411.4	18,327.4	16,273.6	563.1	3,345.5	17,560.0	1,947.2	9,916.9	2,848.8
Mar	274.3	21,520.2	13,636.1	16,936.9	15,740.5	963.6	4,230.9	21,882.1	2,702.9	7,731.1	2,940.7
Apr	270.7	21,406.3	12,902.6	18,712.2	18,300.0	960.9	4,200.6	18,308.2	3,395.9	5,966.2	3,809.5
May	159.4	19,388.8	14,022.0	22,392.5	17,992.5	919.5	4,474.7	15,516.7	3,852.1	3,970.1	3,142.9
Jun	81.5	17,911.1	12,461.8	21,907.5	17,912.5	725.8	3,780.3	13,544.3	2,494.3	3,702.2	3,046.5
Jul	569.9	17,163.7	12,191.8	21,983.5	16,144.7	800.4	3,167.8	9,273.6	1,788.7	2,993.0	2,473.7
Aug	1,780.1	20,326.0	14,446.3	21,762.6	18,342.3	704.1	3,297.5	12,432.2	1,543.7	4,394.0	2,565.7
Sep	3,382.9	20,178.1	13,078.6	21,008.2	18,383.0	736.0	3,524.1	12,951.3	3,382.1	3,143.4	2,603.7
Oct	1,223.4	20,848.2	12,979.6	19,601.6	17,324.9	825.9	3,032.6	15,415.1	3,728.2	3,829.1	2,662.8
Nov	196.7	17,195.9	9,323.8	18,753.2	17,173.9	1,025.4	3,249.8	21,479.6	3,368.5	4,074.9	2,673.3
Dec	266.4	19,539.7	11,659.6	20,463.4	16,106.5	1,180.0	2,888.5	18,929.9	3,507.0	8,539.5	3,314.3
2016 Jan	223.1	20,097.1	9,585.3	21,675.6	17,774.2	871.5	2,718.2	16,549.4	2,536.5	10,475.6	2,739.3
Feb	75.2	19,191.2	11,382.9	18,171.3	17,872.4	699.8	2,679.1	19,024.2	2,274.6	9,181.2	2,805.3

EXPORTS BY COMMODITY/GROUP

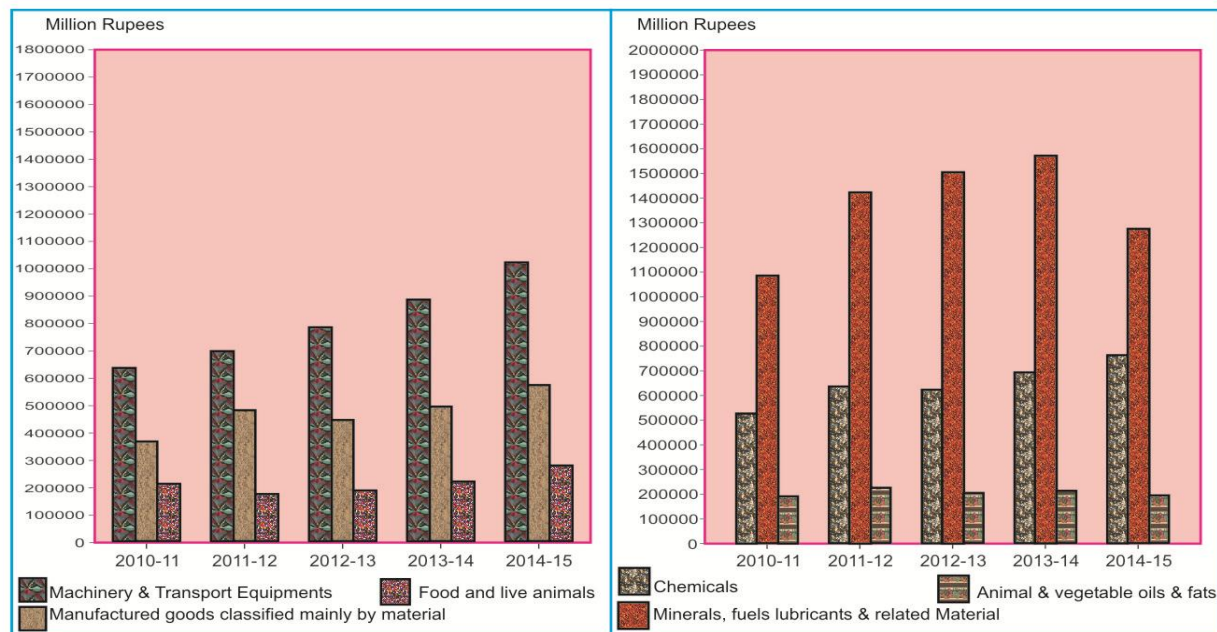


10.3 Imports by Commodity/Group

(Million Rupees)

Year/Month	Machinery and Transport equipment	Manufactured goods classified mainly by material	Food and Live animals	Chemicals	Mineral Fuels, Lubricants and related materials	Animal or Vegetable oils & fats
2010-11	639,389.0	369,322.2	214,132.4	528,988.9	1,084,764.7	190,133.7
2011-12	699,993.9	482,498.6	179,555.6	637,823.7	1,420,173.6	228,731.4
2012-13	783,966.3	444,919.9	190,555.4	621,466.0	1,504,034.0	205,311.0
2013-14	886,479.3	496,850.9	221,052.9	691,397.7	1,570,968.0	213,427.6
2014-15	1,019,546.8	571,607.2	280,008.3	761,241.6	1,274,835.8	193,222.0
2015 Feb	83,370.8	43,542.6	20,085.0	61,756.5	74,516.8	13,836.8
Mar	85,025.8	43,610.4	19,864.3	62,032.5	81,860.3	14,289.9
Apr	88,780.4	50,191.1	19,541.7	66,645.1	105,102.4	12,562.8
May	83,296.8	50,764.7	21,674.2	67,244.4	94,332.1	15,812.3
Jun	106,780.7	55,418.4	21,861.4	65,432.0	122,286.5	20,135.6
Jul	72,735.5	43,599.3	23,355.1	64,400.6	82,466.3	12,561.6
Aug	85,852.2	53,996.1	24,846.2	58,440.3	103,605.8	18,185.4
Sep	81,127.0	49,548.4	27,869.5	60,511.0	82,199.7	19,836.4
Oct	100,180.6	56,462.9	31,751.8	72,699.4	82,217.7	20,621.4
Nov	104,984.1	57,441.7	25,158.7	70,570.4	71,025.8	15,007.0
Dec	107,711.7	57,640.1	23,847.8	65,912.5	69,500.4	13,535.4
2016 Jan	101,988.2	57,356.8	24,612.9	48,724.4	58,437.1	15,196.3
Feb	89,787.7	52,117.9	19,382.6	54,454.1	58,031.5	16,567.8

IMPORTS BY COMMODITY / GROUP



10.4 Exports by Selected Commodities in Dollars

(In Thousand Dollar)

GROUPS/COMMODITIES	UNIT	FEBRUARY, 2016		CUML, FROM JUL, 2015		FEBRUARY, 2015		CUML, FROM JUL., 2014	
		QUANTITY	VALUE	QUANTITY	VALUE	QUANTITY	VALUE	QUANTITY	VALUE
GRAND TOTAL			1786115		13859348		1879643		15995108
A.PRIMARY COMMODITIES			319634		2359729		357294		2791199
01.RICE	MT	417610	181835	2724883	1208886	311690	173235	2493160	1354694
(I) RICE BASMATI	MT	40208	37651	323703	299562	49082	58106	342468	410074
(II) RICE OTHER VARIETIES	MT	377402	144184	2401180	909324	262608	115129	2150692	944620
02.FISH AND FISH PREPARATIONS	KG	8518420	21741	80340112	212221	8200094	19210	88721700	226936
03.FRUILTS & VEGETABLES INCL.JUICES	KG	192501573	89423	967350385	459637	231211211	99581	963409874	482793
(I) FRUILTS	KG	117050624	63252	530803729	320465	118224069	64119	518798374	339150
(II) VEGETABLES	KG	74196517	24503	425685485	126649	111590564	33715	417953984	121066
(III) FRUIT & VEGETABLE JUICES	KG	1254432	1668	10861171	12522	1396578	1747	26657516	22577
04.WHEAT	MT			50	20	3001	979	3192	1047
05.WHEAT FLOUR	MT	5408	1668	487193	155737	44205	16134	416164	167190
06.SPICES(INCL. CHILLIES)	KG	1515386	6077	12821552	47678	1320988	5018	12398646	41362
07.OIL SEEDS, NUTS AND KERNALS	KG	817832	1315	13354268	18405	4106849	6499	31609895	54279
08.LEGUMINOUS VEGETABLE	KG								
09.FLOWERS	KG	18950	52	288333	636	22915	60	229979	550
10.RAW HIDES AND SKINS	KG	89284	306	167776	607			13250	302
11.RAW WOOL AND ANIMAL HAIR	KG	330053	533	3127805	5142	573012	824	5105049	6639
(I) RAW WOOL	KG	49763	88	1234382	2122	65402	97	1507152	2127
(II) ANIMAL HAIR	KG	280290	445	1893423	3020	507610	727	3597897	4512
12.CRUDE ANIMAL MATERIAL	KG	1753936	1844	14869423	16920	1455675	2871	10576192	24190
13.CRUDE FERTILIZER	MT	2682	304	19033	2056	1731	141	14023	1159
14.MOLASSES	KG	27559230	3057	52860952	6073			48942888	6380
15.RAW COTTON	MT	495	718	47899	74430	4617	6727	89265	139337
16.COTTON WASTE	MT	4614	4578	27959	28449	3739	3798	27936	32774
17.PETROLEUM CRUDE	MT			204716	76522	29800	13859	279505	197399
18.MARBLES AND STONES	MT	31832	4413	284462	39278	32566	5143	285219	43417
19.TOBACCO	KG	595501	1770	2290692	7033	213127	726	2392653	8261
(I) UN-MANUFACTURED	KG	582242	1700	2166463	6464	195992	657	2262104	7682
(II) MANUFACTURED EXCL.CIGARETTE	KG	13259	70	124229	569	17135	70	130549	580
20.COKE	MT					20000	2489	20000	2489
B.TEXTILES MANUFACTURES			988411		8053036		1058095		8796855
01.COTTON YARN	KG	35435033	106271	295810111	896287	57151256	171727	468343780	1333131
02.COTTON CLOTH	SQM	182531681	183431	1468903583	1485551	189042164	220464	1390784169	1664225
03.ARTICLES OF APPAREL & CLOTHING ACCESSORIES (EXCL. KNITWEARS)	DOZ	2841396	187627	21137439	1437265	2662491	174933	20713210	1382343
04.ART SILK AND SYNTHETIC TEXTILES	SQM	23049063	25124	196072971	198651	7094728	9676	189202655	227157
05.COTTON THREAD	KG	659317	2528	3596107	14589	7862	43	1692937	7464
06.TEXTILE FABRICS WOVEN(OTHER THAN COTTON & ARTIFICIAL FABRICS)	--		509		4927		211		1831
07.TULE, LACE, EMBROIDERY ETC	--		1515		9928		1013		8735
08.COTTON BAGS/SACKS	MT	477	778	4081	7471	374	744	4566	9149
09.TENTS & OTHER CANVAS GOODS	KG	3589599	10575	24309695	63771	2195794	6011	34618721	96346
10.BED WEAR	KG	28023494	170827	215300700	1337427	24799880	160544	216796945	1415707
11.TOWELS	KG	16785708	66770	122095254	536239	15423756	66417	112520658	524879
12.TEXTILE MADE UPS (EXCL. TOWELS & BED WEAR)	--		50883		421208		57175		434808
13.KNITWEARS	DOZ	8051973	173683	76885499	1571919	8265967	180806	70844191	1620839
14.WASTE MATERIAL OF TEXTILE FIBRES/FABRICS	KG	2792980	1720	23168072	16818	1973332	1960	25648214	19218
15.YARN OTHER THAN COTTON YARN	KG	1060788	2898	8715084	23047	1148085	3173	9351865	29501
16.KINTTED OR CROCHATED FABRICS	SQM	1076083	3271	9153096	27938	960426	3198	5206029	21523

Contd.

10.4 Exports by Selected Commodities in Dollars

(In Thousand Dollar)

GROUPS/COMMODITIES	UNIT	FEBRUARY, 2016		CUMUL, FROM JUL, 2015		FEBRUARY, 2015		CUMUL, FROM JUL., 2014	
		QUANTITY	VALUE	QUANTITY	VALUE	QUANTITY	VALUE	QUANTITY	VALUE
C.OTHER MANUFACTURES			263758		2128195		267393		2714568
01.CIGARETTES	THNO	1950	48	21526	488	900	19	23137	516
02.LEATHER	SQM	1214019	25607	11204823	236183	1168856	33005	14588727	325431
03.CARPETS,RUGS AND TAPESTRIES ETC	SQM	143428	6885	1250121	67934	94263	5832	1757618	83362
(I) WOOLLEN CARPETS AND RUGS	SQM	132280	6689	1144305	65724	78901	5555	1572857	81162
(II) WOOLLEN CARPET MACHINE MADE	SQM	125	4	6027	190	155	5	1661	54
(III) TAPESTRY CLOTH	SQM								
(IV) CARPETS KNOTTED & OTHER	SQM	11023	192	99789	2020	15207	272	183100	2145
FLOOR COVERING									
04.PETROLEUM PRODUCTS	MT	7131	3429	61459	35448	7532	6261	267525	255470
05.FEEDING STUFF FOR ANIMALS	KG	21850045	4286	237126526	44034	23879308	4790	199725857	41355
06.CHEMICALS AND PHARMACEUTICAL PRODUCTS	--		69681		523046		55939		614232
(I) PLASTIC MATERIALS	KG	7481839	16218	78357832	122653	22714102	22867	145555335	177498
(II) PHARMAUTICAL PRODUCTS.	KG	678991	12463	7699199	137760	1175314	17442	10358565	140328
(III) FERTILIZER MANUFACTURES	MT								
(IV) OTHER CHEMICAL	--		40999		262634		15630		296407
07.RUBBER MANUFACTURES	--		1022		7976		489		7249
08.PAPER AND PAPER BOARD	KG	1588623	4722	11070320	33298	1027098	3736	9666770	27144
09.GUAR AND GUAR PRODUCTS	KG	1437749	1876	10174747	17228	2395803	5053	17576193	42187
10.CUTLERY	--		6488		52139		7029		56944
11.GOLD	GM								
12.COPPER AND ARTICLES THEREOF	--		6581		48389		7128		95172
13.MACHINERY & TRANSPORT EQUIPMENT (INCL.ENGINEERING ELECTRICAL GOODS)	--		14501		119584		17244		153065
(I) ELECTRIC FANS	NO	101130	1979	681354	14187	165089	3396	919876	18551
(II) TRANSPORT EQUIPMENT	--		309		6626		1120		7705
(III) OTHER ELECTRICAL MACHINERY	--		2959		25725		4151		44299
(IV) MACHINERY SPECIALIZED	--		2626		20151		2366		21861
PARTICULARS INDUSTRIES									
(V) AUTO PARTS	--		1133		10147		1492		13897
(VI) OTHER MACHINERY	--		5496		42748		4719		46753
14.FOOTWEARS	PAIR	1311727	10722	7903000	71946	1177061	12077	8756426	89614
(I) LEATHER FOOTWEAR	PAIR	528579	8553	3952316	59112	614294	10088	4785637	77474
(II) CANVAS FOOTWEAR	PAIR	13888	73	113367	441	18598	68	90790	331
(III) OTHER FOOTWEAR	PAIR	769260	2096	3837317	12394	544169	1921	3879999	11810
15.LEATHER MANUFACTURES(EXCL. LEATHER FOOTWEARS)	--		42515		358340		44363		412320
(I) LEATHER GLOVES	DOZ	440371	17031	3308256	127259	469014	15104	4684134	144608
(II) APPAREL & CLOTHING	DOZ	72233	24325	597882	222146	77039	28083	674503	258326
(III) OTHER LEATHER MANUFACTURES	KG	101831	1158	660466	8934	96795	1176	713984	9386
16.HOUSE-HOLD EQUIPMENT	KG	277156	562	3000555	5641	320543	711	3237029	6994
17.SPORTS GOODS	--		26813		209842		28104		211613
(I) FOOT BALLS COMPLETE	DOZ	324069	15370	2254719	108396	267528	13587	2070629	105927
(II) GLOVES (SPORTS)	DOZ	109788	5562	1377402	64207	230780	9728	1986183	64476
(III) OTHER	--		5882		37240		4788		41209
18.SURGICAL GOODS,MEDICAL INSTRUMENTS AND APPLIANCES	NO	21851238	30238	160238064	234038	13641790	28770	153301922	223402
19.ONYX MANUFACTURED	KG	320239	785	2319602	5191	349780	813	2141470	4957
20.HANDICRAFTS	--		3		13				3796
21.TEXTILE PRODUCT & ARTICLE FOR TECHNICAL USE	KG	17719	91	160226	908	9797	61	195482	1185
22.BOOKS AND PRINTED MATTERS	--		677		4237		782		4570
23.PIG IRON	MT							92	75
24.PRECIOUS/SEMI-PRECIOUS STONE	GM	545410	275	5165155	2592	892475	404	9892604	5405
25.JEWELLERY	--		584		4498		518		4221
26.ARTICLES OF PLASTIC	KG	1349685	4506	12937280	40874	1492954	3521	16956712	38363
27.FURNITURE	NO	13368	324	213552	3247	54869	717	230636	5126
28.PARTS OF FOOTWEAR	--		538		1079		26		801
D.OTHERS	--		214312		1318388		196862		1692487

10.5 Exports by Selected Commodities in Rupees

(In Thousand Rupees)

GROUPS/COMMODITIES	UNIT	FEBRUARY, 2016		CUML, FROM JUL, 2015		FEBRUARY, 2015		CUML, FROM JUL., 2014	
		QUANTITY	VALUE	QUANTITY	VALUE	QUANTITY	VALUE	QUANTITY	VALUE
GRAND TOTAL			186869089		1441935612		190530214		1616801369
A.PRIMARY COMMODITIES			33441144		245851664		36217128		282349391
01.RICE	MT	417610	19024164	2724883	126055272	311690	17559960	2493160	137015064
(I) RICE BASMATI	MT	40208	3939203	323703	31142719	49082	5889898	342468	41503625
(II) RICE OTHER VARIETIES	MT	377402	15084962	2401180	94912553	262608	11670061	2150692	95511439
02.FISH AND FISH PREPARATIONS	KG	8518420	2274645	80340112	22129411	8200094	1947193	88721700	22984237
03.FRUILS & VEGETABLES INCL.JUICES	KG	192501573	9355730	967350385	47932571	231211211	10093972	963409874	48779298
(I) FRUILS	KG	117050624	6617643	530803729	33456323	118224069	6499432	518798374	34265085
(II) VEGETABLES	KG	74196517	2563569	425685485	13174202	111590564	3417465	417953984	12229698
(III) FRUIT & VEGETABLE JUICES	KG	1254432	174519	10861171	1302046	1396578	177076	26657516	2284515
04.WHEAT	MT			50	2061	3001	99237	3192	106050
05.WHEAT FLOUR	MT	5408	174535	487193	16158978	44205	1635407	416164	16904275
06.SPICES(INCL. CHILLIES)	KG	1515386	635794	12821552	4968275	1320988	508619	12398646	4183487
07.OIL SEEDS, NUTS AND KERNALS	KG	817832	137625	13354268	1923230	4106849	658814	31609895	5497524
08.LEGUMINOUS VEGETABLE	KG								
09.FLOWERS	KG	18950	5431	288333	66470	22915	6106	229979	55410
10.RAW HIDES AND SKINS	KG	89284	31983	167776	63257			13250	30744
11.RAW WOOL AND ANIMAL HAIR	KG	330053	55735	3127805	534143	573012	83503	5105049	669617
(I) RAW WOOL	KG	49763	9203	1234382	220591	65402	9851	1507152	215226
(II) ANIMAL HAIR	KG	280290	46531	1893423	313552	507610	73652	3597897	454392
12.CRUE ANIMAL MATERIAL	KG	1753936	192876	14869423	1760891	1455675	291001	10576192	2441470
13.CRUE FERTILIZER	MT	2682	31765	19033	213996	1731	14341	14023	116926
14.MOLASSES	KG	27559230	319811	52860952	631646			48942888	637107
15.RAW COTTON	MT	495	75169	47899	7717774	4617	681861	89265	14146883
16.COTTON WASTE	MT	4614	478991	27959	2963808	3739	385010	27936	3307746
17.PETROLEUM CRUE	MT			204716	7910334	29800	1404855	279505	20000412
18.MARBLES AND STONES	MT	31832	461738	284462	4086057	32566	521328	285219	4385532
19.TOBACCO	KG	595501	185153	2290692	733491	213127	73640	2392653	835328
(I) UN-MANUFACTURED	KG	582242	177847	2166463	674276	195992	66591	2262104	776556
(II) MANUFACTURED EXCL.CIGARETTE	KG	13259	7305	124229	59215	17135	7049	130549	58772
20.COKE	MT					20000	252280	20000	252280
B.TEXTILES MANUFACTURES			103410697		837591873		107253876		889173600
01.COTTON YARN	KG	35435033	11118439	295810111	93123292	57151256	17407117	468343780	134841204
02.COTTON CLOTH	SQM	182531681	19191155	1468903583	154539868	189042164	22347330	1390784169	168204566
03.ARTICLES OF APPAREL & CLOTHING ACCESSORIES (EXCL. KNITWEARS)	DOZ	2841396	19630105	21137439	149544946	2662491	17732133	20713210	139680815
04.ART SILK AND SYNTHETIC TEXTILES	SQM	23049063	2628524	196072971	20666322	7094728	980840	189202655	22959810
05.COTTON THREAD	KG	659317	264488	3596107	1524494	7862	4316	1692937	751728
06.TEXTILE FABRICS WOVEN(OTHER THAN COTTON & ARTIFICIAL FABRICS)	--		53301		512503		21418		185489
07.TULE, LACE, EMBROIDERY ETC	--		158528		1032813		102677		883256
08.COTTON BAGS/SACKS	MT	477	81445	4081	778756	374	75429	4566	923237
09.TENTS & OTHER CANVAS GOODS	KG	3589599	1106362	24309695	6655875	2195794	609321	34618721	9759235
10.BED WEAR	KG	28023494	17872429	215300700	139122020	24799880	16273581	216796945	143072477
11.TOWELS	KG	16785708	6985712	122095254	55768107	15423756	6732319	112520658	53071357
12.TEXTILE MADE UPS (EXCL. TOWELS & BED WEAR)	--		5323517		43850607		5795499		43959464
13.KNITWEARS	DOZ	8051973	18171311	76885499	163419333	8265967	18327394	70844191	163769705
14.WASTE MATERIAL OF TEXTILE FIBRES/FABRICS	KG	2792980	179936	23168072	1749639	1973332	198674	25648214	1943130
15.YARN OTHER THAN COTTON YARN	KG	1060788	303220	8715084	2397102	1148085	321627	9351865	2987024
16.KINTTED OR CROCHATED FABRICS	SQM	1076083	342224	9153096	2906196	960426	324200	5206029	2181105

Contd.

10.5 Exports by Selected Commodities in Rupees

(In Thousand Rupees)

GROUPS/COMMODITIES	UNIT	FEBRUARY, 2016		CUML. FROM JUL., 2015		FEBRUARY, 2015		CUML. FROM JUL., 2014	
		QUANTITY	VALUE	QUANTITY	VALUE	QUANTITY	VALUE	QUANTITY	VALUE
<i>C.OTHER MANUFACTURES</i>			27595205		221294870		27104284		274201450
01.CIGARETTES	THNO	1950	4994	21526	50911	900	1928	23137	52427
02.LEATHER	SQM	1214019	2679135	11204823	24557579	1168856	3345538	14588727	32896197
03.CARPETS,RUGS AND TAPESTRIES ETC	SQM	143428	720312	1250121	7072255	94263	591188	1757618	8424755
(I) WOOLLEN CARPETS AND RUGS	SQM	132280	699773	1144305	6843050	78901	563110	1572857	8202666
(II) WOOLLEN CARPET MACHINE MADE	SQM	125	405	6027	19482	155	485	1661	5389
(III) TAPESTRY CLOTH	SQM								
(IV) CARPETS KNOTTED & OTHER FLOOR COVERING	SQM	11023	20134	99789	209723	15207	27593	183100	216700
04.PETROLEUM PRODUCTS	MT	7131	358772	61459	3677664	7532	634694	267525	25794825
05.FEEDING STUFF FOR ANIMALS	KG	21850045	448418	237126526	4587342	23879308	485560	199725857	4176450
06.CHEMICALS AND PHARMACEUTICAL PRODUCTS	--		7290226		54311874		5670249		62028159
(I) PLASTIC MATERIALS	KG	7481839	1696817	78357832	12746954	22714102	2317955	145555335	17953055
(II) PHARMACAUTICAL PRODUCTS.	KG	678991	1303956	7699199	14327947	1175314	1767964	10358565	14185495
(III) FERTILIZER MANUFACTURES	MT								
(IV) OTHER CHEMICAL	--		4289453		27236972		1584330		29889609
07.RUBBER MANUFACTURES	--		106902		830267		49535		733762
08.PAPER AND PAPER BOARD	KG	1588623	493979	11070320	3463855	1027098	378651	9666770	2742722
09.GUAR AND GUAR PRODUCTS	KG	1437749	196254	10174747	1790503	2395803	512222	17576193	4260174
10.CUTLERY	--		678749		5425012		712524		5755127
11.GOLD	GM								
12.COPPER AND ARTICLES THEREOF	--		688503		5040973		722520		9617466
13.MACHINERY & TRANSPORT EQUIPMENT (INCL.ENGINEERING ELECTRICAL GOODS)	--		1517149		12441832		1747907		15439650
(I) ELECTRIC FANS	NO	101130	206998	681354	1474689	165089	344224	919876	1869188
(II) TRANSPORT EQUIPMENT	--		32322		685865		113485		777965
(III) OTHER ELECTRICAL MACHINERY	--		309559		2674182		420778		4456557
(IV) MACHINERY SPECIALIZED PARTICULARS INDUSTRIES	--		274719		2092805		239839		2207489
(V) AUTO PARTS	--		118586		1055318		151220		1408923
(VI) OTHER MACHINERY	--		574965		4458974		478362		4719528
14.FOOTWEARS	PAIR	1311727	1121775	7903000	7480703	1177061	1224196	8756426	9037457
(I) LEATHER FOOTWEAR	PAIR	528579	894852	3952316	6145699	614294	1022554	4785637	7809150
(II) CANVAS FOOTWEAR	PAIR	13888	7604	113367	45878	18598	6895	90790	33425
(III) OTHER FOOTWEAR	PAIR	769260	219318	3837317	1289126	544169	194747	3879999	1194881
15.LEATHER MANUFACTURES(EXCL. LEATHER FOOTWEARS)	--		4448005		37265499		4496885		41673014
(I) LEATHER GLOVES	DOZ	440371	1781842	3308256	13233518	469014	1530968	4684134	14630092
(II) APPAREL & CLOTHING	DO	72233	2544992	597882	23101686	77039	2846682	674503	26094854
(III) OTHER LEATHER MANUFACTURES	KG	101831	121170	660466	930295	96795	119235	713984	948068
16.HOUSE-HOLD EQUIPMENT	KG	277156	58809	3000555	588203	320543	72084	3237029	706583
17.SPORTS GOODS	--		2805303		21838107		2848790		21353992
(I) FOOT BALLS COMPLETE	DOZ	324069	1608013	2254719	11274064	267528	1377291	2070629	10691834
(II) GLOVES (SPORTS)	DOZ	109788	581878	1377402	6678229	230780	986130	1986183	6500105
(III) OTHER	--		615412		3885813		485368		4162052
18.SURGICAL GOODS,MEDICAL INSTRUMENTS AND APPLIANCES	NO	21851238	3163558	160238064	24354956	13641790	2916320	153301922	22592765
19.ONYX MANUFACTURED	KG	320239	82138	2319602	541219	349780	82382	2141470	499922
20.HANDICRAFTS	--		366		1412				380815
21.TEXTILE PRODUCT & ARTICLE FOR TECHNICAL USE	KG	17719	9503	160226	94565	9797	6194	195482	119789
22.BOOKS AND PRINTED MATTERS	--		70862		441501		79251		462510
23.PIG IRON	MT							92	7591
24.PRECIOUS/SEMI-PRECIOUS STONE	GM	545410	28792	5165155	270300	892475	40960	9892604	546576
25.JEWELLERY	--		61119		468115		52553		426421
26.ARTICLES OF PLASTIC	KG	1349685	471411	12937280	4249610	1492954	356868	16956712	3873584
27.FURNITURE	NO	13368	33891	213552	337900	54869	72632	230636	517970
28.PARTS OF FOOTWEAR	--		56282		112713		2654		80749
D.OTHERS	--		22422043		137197205		19954926		171076928

10.6 Imports by Selected Commodities in Dollars

(In Thousand Dollar)

GROUPS/COMMODITIES	UNIT	FEBRUARY, 2016		CUML, FROM JUL, 2015		FEBRUARY, 2015		CUML, FROM JUL, 2014	
		QUANTITY	VALUE	QUANTITY	VALUE	QUANTITY	VALUE	QUANTITY	VALUE
GRAND TOTAL			3280399		28897577		3298327		30484848
A. FOOD GROUP			291305		2343285		225961		2217088
1.MILK AND CREAM	KG	6340993	17169	37252360	107379	3782201	9571	43193071	116977
2.WHEAT UNMILLED	MT	--	--	--	--	840	221	685116	185061
3.PULSES	KG	73541666	50140	637356582	399980	51011058	30425	418666456	254657
4.DRY FRUITS	KG	8197334	10474	84084419	87101	11958419	10304	104056299	67873
5.SUGAR REFINED	MT	604	305	9098	4722	288	169	7905	5006
6.TEA	KG	13420932	38260	119361952	364313	12257121	27131	104855533	225768
7.SPICES	KG	11820187	12311	101453099	94620	10635698	8277	79512179	63888
8.MILK FOOD FOR BABIES,INFT.,INVLD	KG	1155002	8528	7596835	56466	916366	8010	6370577	51415
9.BEVERAGES	LTR	1178564	905	6854565	4107	829615	455	6615154	4575
10.PALM OIL	KG	237669987	134746	1779665680	1085982	188102456	131197	1553764283	1204624
11.SOYABEAN OIL	KG	15625000	18467	106124622	138615	167200	201	38125534	37244
B. MACHINERY GROUP			858201		7147847		822479		6483594
1.POWER GENERATING MACH.	--		159649		1181468		75818		849930
2.AGRICULTURE MACHINERY&IMPLEMENTS	--		5565		55530		6012		68357
3.CONSTRUCTION & MINING MACHINERY	--		18245		200009		17875		185413
4.TEXTILE MACHINERY	--		29371		293404		34655		284454
5.METAL WORKING MACHINERY	--		6869		63885		5224		43612
6.GEN INDUSTRIAL MACH & EQU/PARTS NS	--		154660		1131025		195807		1095483
7.OFFICE MACH.INCL.DATA PROS. EQUIP.	--		25142		201647		24285		289597
8.TELECOM & SOUND RECORDING EQUIP	--		125725		924979		115443		962156
9.ELECTRICAL MACHINERY & APPARATUS	--		125378		1182136		90756		775662
10.ROAD MOTOR VEHICLES	--		143376		1166167		120435		926075
11.RAILWAY VEHICLES	--		3463		33252		64829		180017
12.AIRCRAFTS,SHIPS AND BOATS	--		27677		424429		34831		526764
13.OTHER MACHINERY	--		33082		289917		36511		296074
C. PETROLEUM GROUP			513767		5524150		692140		8254747
1.CRUDE PETROLEUM	MT	479666	124121	3835728	1705801	235090	165745	3971787	2990440
2.PETROLEUM PRODUCTS	MT	622052	319868	6249891	3401245	849260	510880	7541848	5196137
3.GAS NATURAL & MANUFACTURED	--		69778		417104		15515		68170
D. TEXTILE GROUP			113218		950132		112080		965460
1.SYNTHETIC AND REGENERATED FIBRE	KG	17759327	35795	162535721	331807	20169259	37535	196609135	358992
2.SYNTHETIC & ARTIFICIAL SILK YARN	KG	25068066	53733	187399362	416220	24386738	53568	201469997	437809
3.WORN CLOTHING	KG	29533988	11397	310234013	103706	33535035	8371	301628810	80579
4.ARTICLES OF APPAREL & CLOTHING	--		7614		69703		6669		54544
5.BAGS & SACKS OF TEX. MATERIALS	MT	350	483	5156	6521	514	666	3824	4685
6.JUTE	MT	6340	4196	33836	22175	9040	5271	51851	28850
E. AGRICULTURE/OTH. CHEMICAL GROUP			520479		4765429		609248		4943447
1.ORGANIC CHEMICALS	--		128611		1103115		125651		1213703
2.INORGANIC CHEMICALS	--		41151		336779		44164		326202
3.DYEING TANNING & COLOUR MATERIAL	KG	11508796	31081	103470235	262511	10229078	28788	87264206	256014
4.MEDICINAL PRODUCTS	KG	1991470	81655	12833368	589138	1495786	69487	15091322	646043
5.ESSENTIAL OIL, PERFUMES TOILT ETC	KG	9568853	25133	78571617	209993	8284852	21349	67756345	187568

Contd.

10.6 Imports by Selected Commodities in Dollars

(In Thousand Dollar)

GROUPS/COMMODITIES	UNIT	FEBRUARY, 2016		CUML, FROM JUL, 2015		FEBRUARY, 2015		CUML, FROM JUL, 2014	
		QUANTITY	VALUE	QUANTITY	VALUE	QUANTITY	VALUE	QUANTITY	VALUE
6.FERTILIZER MANUFACTURED	MT	58262	26721	1356219	622789	281579	127461	1505902	688989
7.PLASTIC MATERIALS	KG	76928581	131511	624577531	1151319	98455787	136826	683135049	1144395
8.INSECTICIDES	KG	826170	7447	12409182	104228	1702746	9133	15407483	90237
9.OTHER.CHEMICAL PRODUCTS	--		47168		385557		46389		390297
F. METAL GROUP			318809		2480007		257793		2271450
1.IRON ORES AND CONCENTRATES	MT	--	--	9500	1399	25600	4101	132417	21745
2.IRON AND STEEL SCRAP	MT	357559	87310	2433479	685143	198923	69386	1866848	666594
3.NON FERROUS BASE METAL WASTE & SCR	MT	11141	6225	99847	50984	7512	4212	82072	43278
4.IRON AND STEEL	MT	300920	168197	1896752	1251694	198302	134527	1509836	1151226
5.ALUMINIUM WROUGHT & WORKED	--		16056		121311		12030		90196
6.MANUFACTURES OF METAL NES	--		41022		369476		33538		298411
G. MISCELLANEOUS ITEMS			329537		2995218		333338		3214953
1.FEEDING STUFF FOR ANIMALS	KG	14143547	7635	589401595	274638	119014397	54374	763502321	391079
2.HIDES,SKINS AND FURSKINS RAW	KG	1012146	3577	7182660	22302	1191828	4573	9776364	40520
3.OIL SEEDS & OLEAGINOUS FRUITS	KG	81566303	68905	797873580	504133	59399268	33386	984119123	587732
4.RUBBER CRUDE INCL.SYNTH/RECLAIMED	KG	4517610	10907	48786868	99119	6448908	8712	80704331	97360
5.WOOD & CORK	--		10962		69102		8374		61982
6.PULP AND WASTE PAPER	KG	19487006	9662	144356148	72337	12493640	5702	147932481	73748
7.FERTILIZER CRUDE	MT	6789	2631	126744	50686	4974	2382	44914	20782
8.CRUDE ANIMAL&VEGETABLE MATERIALS	KG	8230672	15111	66076508	115689	6976778	9582	61242373	91125
9.COAL, COKE & BRIQUETTES	MT	388492	37750	3035810	302221	354142	42992	3278876	359444
10.ANIMAL OILS AND FATS	KG	1534662	780	12596928	7492	2419612	1838	20154927	15627
11.ANIMAL/VEG, FAT OIL WAX ETC NES	KG	1234354	1343	12169231	14074	1375842	1663	12183789	15081
12.RUBBER TYRES & TUBES	NO	294766	16028	3200685	205406	199428	10430	3060557	173358
13.CORK/WOOD MFG.(EXCL FURNITURE)	KG	10356378	6362	68389726	50254	7953586	4524	74533877	39353
14.PAPER&PAPER BOARD & MANF. THEREOF	KG	38004175	38111	309147601	310289	35385854	38696	320863237	314359
15.CEMENT	MT	7052	1391	38489	8352	5817	1530	30493	8343
16.PREFABRICATED BUILDG,SANITRY,PLG	--		9396		72473		9212		67404
17.FOOTWEAR	PAIR	1716909	7217	13886887	68843	1665948	7153	13895731	62600
18.PROFESSIONAL,SCIENTIFIC & CONTROL	--		39068		354774		45258		333241
19.PHOTO EQPT, OPTICAL GOODS N.E.S.	--		5649		49323		3986		38764
20.PRINTED MATTERS	--		6105		32913		5022		124058
21.ARTICLES N.E.S. OF PLASTICS	KG	1790810	11139	14241740	78018	2329795	8149	19634269	69870
22.BABY CARRIAGES, TOYS GAMES ETC.	--		6060		48411		6448		43368
23.OFFICE STATIONERY SUPPLY N.E.S	--		3678		25974		4041		22772
24.JEWELLERY OFGOLD/SILVERSMITH WEAR	--		1000		9898		996		8476
25.MUSICAL INSTRUMENTS AND PARTS	--		6172		96993		7248		104415
26.ARTICLES & MFG. OF CAVING ETC.	--		701		33490		4937		35617
27.GOLD.NON-MENETART NOT ORE/CONCEN	GM	62000	2198	487399	18012	53954	2130	357178	14474
ALL OTHER ITEMS	--		335083		2691509		245287		2134109

10.7 Imports by Selected Commodities in Rupees

(In Thousand Rupees)

GROUPS/COMMODITIES	UNIT	FEBRUARY, 2016		CUML., FROM JUL., 2015		FEBRUARY, 2015		CUML., FROM JUL., 2014	
		QUANTITY	VALUE	QUANTITY	VALUE	QUANTITY	VALUE	QUANTITY	VALUE
GRAND TOTAL			343205743		3006699372		334335321		3083029511
A. FOOD GROUP			30477262		243864726		22904536		224365173
1.MILK AND CREAM	KG	6340993	1796308	37252360	11163365	3782201	970117	43193071	11798119
2.WHEAT UNMILLED	MT	--	--	--	--	840	22429	685116	18935833
3.PULSES	KG	73541666	5245836	637356582	41642171	51011058	3084045	418666456	25731455
4.DRY FRUITS	KG	8197334	1095821	84084419	9064231	11958419	1044483	104056299	6859844
5.SUGAR REFINED	MT	604	31877	9098	489751	288	17174	7905	507255
6.TEA	KG	13420932	4002900	119361952	37930292	12257121	2750170	104855533	22825192
7.SPICES	KG	11820187	1288041	101453099	9849341	10635698	838976	79512179	6455316
8.MILK FOOD FOR BABIES,INFT.,INVLD	KG	1155002	892221	7596835	5880045	916366	811901	6370577	5201977
9.BEVERAGES	LTR	1178564	94689	6854565	426346	829615	46120	6615154	461905
10.PALM OIL	KG	237669987	14097515	1779665680	112951874	188102456	13298774	1553764283	121834972
11.SOYABEAN OIL	KG	15625000	1932055	106124622	14467312	167200	20347	38125534	3753305
B. MACHINERY GROUP			89787736		744367002		83370766		655694804
1.POWER GENERATING MACH.	--		16703018		123175023		7685306		85993704
2.AGRICULTURE MACHINERY&IMPLEMENTS	--		582210		5774685		609424		6909442
3.CONSTRUCTION & MINING MACHINERY	--		1908810		20767061		1811921		18675975
4.TEXTILE MACHINERY	--		3072894		30525197		3512757		28727777
5.METAL WORKING MACHINERY	--		718658		6663811		529485		4405060
6.GEN INDUSTRIAL MACH & EQU/PARTS NS	--		16180996		117802221		19847985		110832418
7.OFFICE MACH.INCL.DATA PROS. EQUIP.	--		2630455		20997779		2461641		29263156
8.TELECOM & SOUND RECORDING EQUIP	--		13153739		96333258		11701933		97193098
9.ELECTRICAL MACHINERY & APPARATUS	--		13117439		123153380		9199462		78442215
10.ROAD MOTOR VEHICLES	--		15000448		121382940		12207964		93680705
11.RAILWAY VEHICLES	--		362275		3445754		6571368		18144066
12.AIRCRAFTS,SHIPS AND BOATS	--		2895656		44130798		3530613		53517164
13.OTHER MACHINERY	--		3461140		30215094		3700908		29910023
C. PETROLEUM GROUP			53751982		573734317		70158893		834873547
1.CRUDE PETROLEUM	MT	479666	12985935	3835728	176910261	235090	16800726	3971787	302707484
2.PETROLEUM PRODUCTS	MT	622052	33465647	6249891	353467551	849260	51785447	7541848	525253117
3.GAS NATURAL & MANUFACTURED	--		7300399		43356505		1572720		6912946
D. TEXTILE GROUP			11845180		98832143		11360951		97550189
1.SYNTHETIC AND REGENERATED FIBRE	KG	17759327	3744944	162535721	34446321	20169259	3804702	196609135	36282820
2.SYNTHETIC & ARTIFICIAL SILK YARN	KG	25068066	5621688	187399362	43331789	24386738	5429970	201469997	44214800
3.WORN CLOTHING	KG	29533988	1192386	310234013	10803829	33535035	848545	301628810	8141959
4.ARTICLES OF APPAREL & CLOTHING	--		796580		7263680		675966		5519086
5.BAGS & SACKS OF TEX. MATERIALS	MT	350	50567	5156	677776	514	67509	3824	472352
6.JUTE	MT	6340	439015	33836	2308748	9040	534258	51851	2919172
E. AGRICULTURE/OTH. CHEMICAL GROUP			54454147		495712699		61756516		499887585
1.ORGANIC CHEMICALS	--		13455738		114652610		12736653		122696533
2.INORGANIC CHEMICALS	--		4305321		35002430		4476639		32942804

Contd.

10.7 Imports by Selected Commodities in Rupees

(In Thousand Rupees)

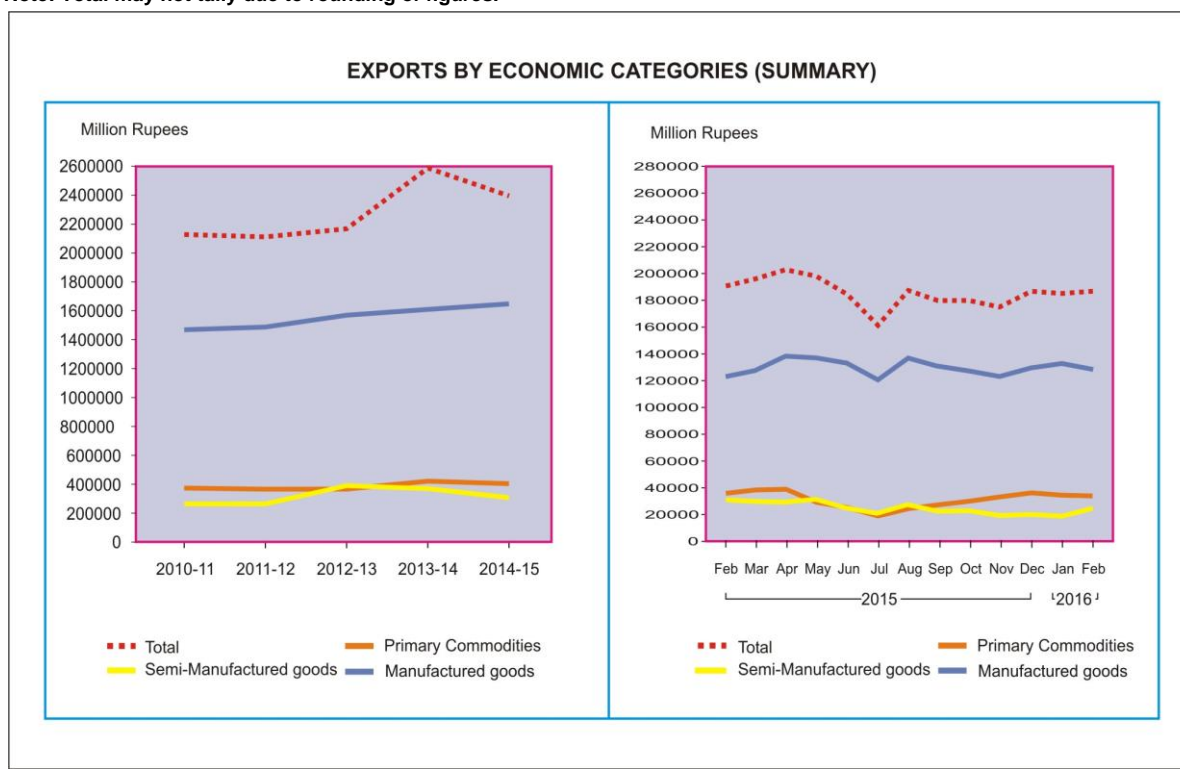
GROUPS/COMMODITIES	UNIT	FEBRUARY, 2016		CUML, FROM JUL, 2015		FEBRUARY, 2015		CUML, FROM JUL, 2014	
		QUANTITY	VALUE	QUANTITY	VALUE	QUANTITY	VALUE	QUANTITY	VALUE
3.DYEING TANNING & COLOUR MATERIAL	KG	11508796	3251834	103470235	27310573	10229078	2918062	87264206	25846960
4.MEDICINAL PRODUCTS	KG	1991470	8542984	12833368	61358776	1495786	7043560	15091322	65478393
5.ESSENTIAL OIL, PERFUMES TOILT ETC	KG	9568853	2629486	78571617	21843726	8284852	2164040	67756345	18972939
6.FERTILIZER MANUFACTURED	MT	58262	2795667	1356219	64830444	281579	12920145	1505902	69775739
7.PLASTIC MATERIALS	KG	76928581	13759112	624577531	119772676	98455787	13869426	683135049	115598672
8.INSECTICIDES	KG	826170	779169	12409182	10817436	1702746	925723	15407483	9121193
9.OTHER.CHEMICAL PRODUCTS	--		4934836		40124027		4702269		39454352
F. METAL GROUP			33354807		258154766		26131258		229715767
1.IRON ORES AND CONCENTRATES	MT	--	--	9500	142300	25600	415686	132417	2216198
2.IRON AND STEEL SCRAP	MT	357559	9134601	2433479	71313339	198923	7033278	1866848	67400697
3.NON FERROUS BASE METAL WASTE & SCR	MT	11141	651271	99847	5301784	7512	426936	82072	4369390
4.IRON AND STEEL	MT	300920	17597261	1896752	130284133	198302	13636339	1509836	116435263
5.ALUMINIUM WROUGHT & WORKED	--		1679872		12632528		1219407		9122051
6.MANUFACTURES OF METAL NES	--		4291802		38480681		3399613		30172168
G. MISCELLANEOUS ITEMS			34477233		311586420		33788795		325119220
1.FEEDING STUFF FOR ANIMALS	KG	14143547	798815	589401595	28446010	119014397	5511603	763502321	39525549
2.HIDES,SKINS AND FURSKINS RAW	KG	1012146	374226	7182660	2319361	1191828	463546	9776364	4092333
3.OIL SEEDS & OLEAGINOUS FRUITS	KG	81566303	7209037	797873580	52611933	59399268	3384179	984119123	59533180
4.RUBBER CRUDE INCL.SYNTH/RECLAIMED	KG	4517610	1141158	48786868	10304158	6448908	883089	80704331	9842910
5.WOOD & CORK	--		1146885		7192796		848813		6260830
6.PULP AND WASTE PAPER	KG	19487006	1010842	144356148	7520560	12493640	578019	147932481	7441949
7.FERTILIZER CRUDE	MT	6789	275306	126744	5273660	4974	241453	44914	2105903
8.CRUDE ANIMAL&VEGETABLE MATERIALS	KG	8230672	1581004	66076508	12027685	6976778	971241	61242373	9223118
9.COAL, COKE & BRIQUETTES	MT	388492	3949555	3035810	31381654	354142	4357939	3278876	36381027
10.ANIMAL OILS AND FATS	KG	1534662	81597	12596928	774652	2419612	186273	20154927	1581533
11.ANIMAL/VEG, FAT OIL WAX ETC NES	KG	1234354	140486	12169231	1465944	1375842	168538	12183789	1526185
12.RUBBER TYRES & TUBES	NO	294766	1676876	3200685	21338347	199428	1057215	3060557	17515977
13.CORK/WOOD MFG.(EXCL FURNITURE)	KG	10356378	665608	68389726	5230106	7953586	458573	74533877	3978906
14.PAPER&PAPER BOARD & MANF. THEREOF	KG	38004175	3987295	309147601	32262371	35385854	3922446	320863237	31784366
15.CEMENT	MT	7052	145474	38489	869353	5817	155074	30493	843534
16.PREFABRICATED BUILDGS,SANITRY,PLG	--		983030		7544155		933766		6824726
17.FOOTWEAR	PAIR	1716909	755035	13886887	7160829	1665948	725086	13895731	6337467
18.PROFESSIONAL,SCIENTFIC & CONTROL	--		4087463		36910199		4587625		33690952
19.PHOTO EQPT, OPTICAL GOODS N.E.S.	--		590975		5131940		404020		3912753
20.PRINTED MATTERS	--		638672		3425610		509009		12491474
21.ARTICLES N.E.S. OF PLASTICS	KG	1790810	1165378	14241740	8116957	2329795	826048	19634269	7054822
22.BABY CARRIAGES, TOYS GAMES ETC.	--		634052		5040480		653578		4377275
23.OFFICE STATIONERY SUPPLY N.E.S	--		384818		2707721		409595		2301763
24.JEWELLERY OFGOLD/SILVERSMITH WEAR	--		104623		1029716		101000		856612
25.MUSICAL INSTRUMENTS AND PARTS	--		645701		10106410		734716		10554366
26.ARTICLES & MFG. OF CAVING ETC.	--		73328		3519821		500456		3608954
27.GOLD.NON-MENETART NOT ORE/CONCEN	GM	62000	229994	487399	1873991	53954	215894	357178	1470757
ALL OTHER ITEMS	-		35057396		280447299		24863605		215823268

10.8 Exports by Economic Categories (Summary)

(Million Rupees)

Year/Month	Total	Primary commodities	Semi-manufactured goods	Manufactured goods
2010-11	2,120,846.7	377,535.7	274,500.4	1,468,810.5
2011-12	2,110,605.5	362,404.4	261,151.3	1,486,369.7
2012-13	2,366,477.8	364,127.0	391,151.3	1,611,199.5
2013-14	2,583,463.2	420,496.3	369,066.1	1,793,900.8
2014-15	2,397,513.0	402,750.3	352,073.7	1,642,689.0
2015 Feb	190,530.2	36,179.6	30,942.2	123,408.4
Mar	196,002.1	38,158.8	29,923.2	127,920.1
Apr	202,250.6	34,804.2	29,374.1	138,072.3
May	198,389.8	29,647.5	31,785.8	136,956.5
Jun	184,069.2	25,831.2	24,752.2	133,485.8
Jul	161,533.5	19,864.4	21,302.2	120,366.9
Aug	187,222.4	24,057.3	26,800.4	136,364.7
Sep	179,817.5	26,827.4	22,599.6	130,390.5
Oct	179,927.0	29,448.5	22,641.7	127,836.8
Nov	174,781.5	32,329.8	19,378.3	123,073.4
Dec	186,486.4	36,279.7	20,291.3	129,915.5
2016 Jan	185,298.2	34,192.5	18,426.3	132,679.4
Feb	186,869.1	33,922.5	24,805.8	128,140.8

Note: Total may not tally due to rounding of figures.



10.9 Export by Economic Categories (Details)

(In Thousand Rupees)

COMMODITIES	FEBRUARY, 2016	CUML. FROM JULY, 2015	FEBRUARY, 2015	CUML. FROM JULY, 2014
GRAND TOTAL	186,869,089	1,441,935,612	190,530,214	1,616,801,369
A. PRIMARY COMMODITIES:	33,922,497	236,922,025	36,179,613	274,308,562
RAW COTTON (INCLUDING LINTER & WASTE)	267,349	8,824,800	681,861	15,238,116
RAW WOOL (INCLUDING ANIMAL HAIR)	55,735	534,143	83,503	669,617
FISH	2,259,683	21,532,166	1,926,622	22,648,672
RICE	19,024,164	126,055,272	17,559,960	137,015,064
HIDES & SKINS (INCLUDING FUR SKINS)	80,301	355,741	33,064	314,788
FRUITS & VEGETABLES	8,905,781	43,822,973	9,767,702	43,339,019
SPICES	635,794	4,968,275	508,619	4,183,487
TOBACCO UN-MANUFACTURED	177,847	674,276	66,591	776,556
OTHER PRIMARY COMMODITIES	2,515,842	30,154,379	5,551,690	50,123,242
B. SEMI-MANUFACTURES:	24,805,750	176,245,539	30,942,170	236,238,550
COTTON YARN	11,118,439	93,123,292	17,407,117	134,841,204
LEATHER	2,679,135	24,557,579	3,345,538	32,896,185
MOLASSES	319,811	631,646		637,107
OIL CAKES	105,047	925,846	40,928	600,519
AGAR, AGAR DUST & WOOD		2,336		16
HENNA LEAVES & POWDER	20,404	174,977	19,179	2,909,292
OTHER SEMI MANUFACTURES	10,562,913	56,829,863	10,129,409	64,354,228
C. MANUFACTURED GOODS:	128,140,843	1,028,768,048	123,408,431	1,106,254,258
COTTON THREAD	264,488	1,524,494	4,316	751,728
COTTON FABRICS WOVEN	19,120,600	153,628,975	22,281,748	167,412,306
TEXTILE FABRICS (OTHER THAN COTTON FABRICS)	2,738,254	21,432,322	1,020,508	23,523,947
WOOLLEN CARPETS	697,181	7,314,543	563,098	7,614,769
TAPESTRIES	82	93	66	5,158
MANUFACTURE OF LEATHER	4,983,309	43,914,732	5,410,938	47,876,539
FOOTWEAR	1,121,775	7,480,703	1,224,196	9,037,457
SPORTS GOODS (EXCLUDING INDOOR GAMES)	1,814,035	12,691,214	1,572,711	12,231,856
TOBACCO MANUFACTURED	12,300	110,126	8,977	111,199
MEDICAL INSTRUMENT N.E.S.	200,939	1,439,001	169,707	1,688,926
FRUIT & VEGETABLE PREPARATIONS	449,581	4,042,779	326,158	5,282,327
FISH PREPARATIONS	14,962	597,245	20,571	335,565
CEREAL PREPARATIONS	302,455	2,489,505	344,260	3,640,524
GUAR PRODUCTS	196,254	1,790,503	512,222	4,260,174
FLOUR & MEAL OF OIL SEEDS	6,000	37,618	744	11,981
FISH MEAL & MEAT MEAL	107,101	526,876	148,352	938,412
PETROLEUM PRODUCTS	358,772	3,677,664	634,694	25,794,825
CHEMICAL & CHEMICAL PREPARATIONS	7,293,345	54,379,723	5,692,230	62,501,858
MACHINERY & TRANSPORT EQUIPMENT	1,528,966	12,487,424	1,749,455	15,502,646
ARTICLES OF APPAREL AND CLOTHING				
ACCESSORIES (INCLUDING HOSIERY)	37,811,863	313,058,911	36,072,933	303,566,742
OTHER MANUFACTURED GOODS	49,118,580	386,143,598	45,650,549	414,165,318

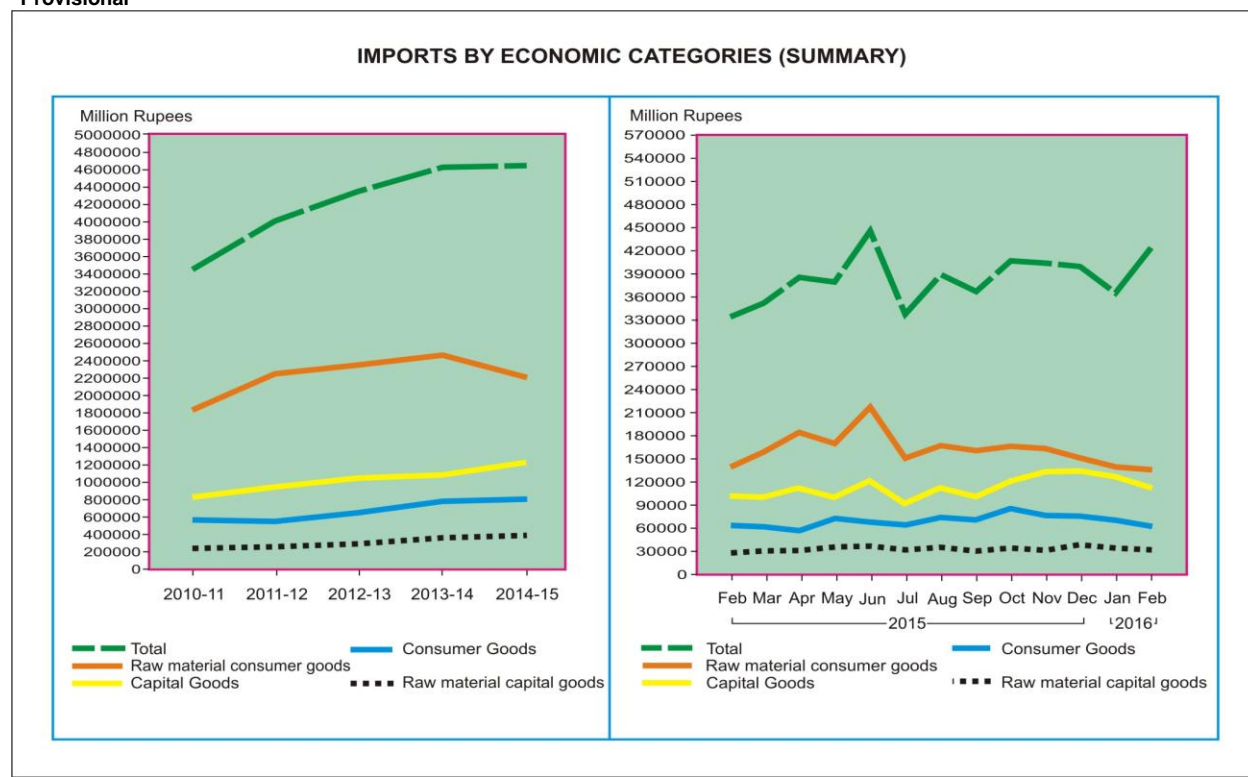
10.10 Imports by Economic Categories (Summary)

(Million rupees)

Year/Month	Total	Consumer goods	Raw material		Capital goods
			Consumer goods	Capital goods	
2010-11	3,455,285.6	560,512.2	1,826,243.4	239,525.0	829,005.0
2011-12	4,009,093.0	552,018.1	2,251,624.0	261,940.8	943,510.1
2012-13	4,349,879.5	652,553.3	2,353,818.1	293,733.6	1,049,774.5
2013-14	4,630,520.8	780,192.2	2,462,189.2	306,810.4	1,081,329.0
2014-15	4,644,151.6	807,979.7	2,214,663.6	388,166.9	1,233,341.4
2015 Feb	334,335.3	63,702.9	140,026.1	28,070.5	102,535.8
Mar	352,412.9	62,348.7	159,074.3	30,471.8	100,518.1
Apr	385,075.9	56,900.1	184,175.3	31,386.6	112,613.9
May	379,073.8	72,550.3	170,345.5	35,781.9	100,396.1
Jun	444,559.6	68,607.5	217,018.5	37,253.7	121,679.9
Jul	340,518.8	64,216.7	150,777.4	32,847.5	92,677.2
Aug	389,086.5	74,078.9	167,630.7	35,079.2	112,297.7
Sep	360,660.6	69,872.8	159,614.0	30,093.8	101,080.0
Oct	406,821.1	84,417.4	166,682.5	33,792.5	121,928.7
Nov	404,666.5	76,749.4	163,610.4	31,719.8	132,586.9
Dec	399,510.7	76,136.3	150,985.3	38,200.7	134,188.5
2016 Jan	362,229.4	70,576.0	131,228.1	33,927.1	126,498.3
Feb	343,205.7	61,084.2	136,562.4	31,937.7	113,621.4

Note: Total may not tally due to rounding of figures.

* Provisional



10.11 Imports by Economic Categories (Detail)

(In Thousand Rupees)

I T E M S		FEBRUARY, 2016	FROM JULY, 2015	FEBRUARY, 2015	FROM JULY, 2014
GRAND TOTAL		343205743	3006699372	334335321***	3083029551
1. CONSUMER GOODS TOTAL		61084229	577131707	63702869*	547573107
10121	HORSES		15018		14924
10190	OTHER LIVE ANIMALS		1799		8617
10221	PURE,BRED BREED BOVINE ANIMAL		478267	602378	789762
10229	OTHER LIVE BOVINE ANIMALS			6492	6492
10290	OTHER LIVE BOVINE ANIMALS		500		
10511	FOWLS OF SPECIES WT UPTO 185G	30290	346686		253143
10513	DUCKS, WEIGHT UPTO 185 GRAM		50		
10594	OTH FOWLS OF THE SPE (CHICKEN)		209		
10599	OTH LIVE POULTRY	41977	527640	196955	461649
20130	MEAT OF BOV ANIM F/CH BON LESS	28	671	398	398
20210	CARCASSES OF BOVIN ANIMAL FROZ				37
20220	OTH CUTS WITH BONE IN,BOV FROZ	1882	13650	651	11947
20230	MEAT BOV ANIMAL FROZE BONELESS	15244	94077	15009	104940
20430	CARCASSES OF LAMB,FROZEN				12
20442	OTH CUTS OF SHEEP FROZ BONE IN				131
20443	OTH MEAT OF SHEEP FROZ BONELES				2227
20610	EDIBLE OFFAL OF BOV ANIMAL F/C	24177	181887	20167	177898
20622	LIVERS OF BOV ANIMALS FROZEN	4567	29302		19556
20629	O, EDIBLE OFFAL BOV ANI FROZEN		2214		
20711	MEAT OF FOWLS OF SPE GOLL F/CH		885		
20713	CUTS&OFFAL OF FOWL FR/CHILL		4482		
20714	CUTS & OFFAL OF FOWLS FROZEN		149	112	2697
20727	CUT & OFFAL OF TURKEY,FROZEN				790
20745	OTH DUCK MEAT FROZEN				3918
21020	OTH MEAT BOV ANIM DRIED/SMOKED				1104
21099	OTH EDI FLOUR/MEAL OF MEAT/OFL	1235	8013		
30111	ORNAMENTAL FISH	3952	25682	1707	15608
30119	OTHER ORNAMENTAL FISH		168	726	1327
30191	TROUT, LIVE				103
30199	OTHER LIVE FISH		831	317	1749
30211	TROUT,SALMONIDA F/CH EX.FILLET	856	856		
30219	OTH SALMO FISH,EXCL LIVER F/CH		66		
30229	O.FLAT FISH,EX.LIVER&ROES.F/CH		486	66	274
30242	ANCHOVIES EX.LIVER/ROES FR/CHL		630		
30259	O.FISH BREG FAMILIES E.LIV F/C		359		
30319	O.SALMONIDAE FROZ,EX.LIVER&ROE	24	24	369	419
30329	O.TILAPIAS.EX.LIVERS&ROES FROZ	18	18		
30339	OTH FLAT FISH,EXCL LIVERS FROZ	165325	1360664	176947	1062841
30363	COD FISH EXCL LVR/ROES FROZEN	43	125		85
30390	LIVERS & ROES OF FISH FROZEN			1817	3628
30439	OTH FISH FILLET/MEAT FRESH/CHI		157		488
30441	FRESH/CHILLED FILLETS OTH FISH	568	1368		
30459	OTH FILLETS OF OTH FISH.FR/CHI		867		1696
30462	FROZE FILLET/MEAT.CATFISH FISH		1724		6013
30487	FROZEN FILLETS/MEAT OF TUNAS	104	353	38	396
30489	FROZEN FILLET/MEAT OF OTH FISH				100
30499	OT FISH FILET/MEAT FRE/CH/FROZ	280	6863	39537	282444
30510	FLOUR, MEALS & PELLETS OF FISH	4	4		362
30520	LIVERS&ROES,DRIED,SMOKED,SALT				10
30531	FISH FILLET,DR,SAL/BR NOT SMOK			71	71
30539	OTH FISH FILLE/D/S/BR.NOT SMOK				34
30563	ANCHOVIES FISH.SALTED NOT DR/S				39
30579	OTHER EDIBLE FISH OFFALS				49
30611	ROCK LOBSTER&SEA CRAWFISH FROZ	38	218		99
30614	CRABS FROZEN FIT FOR HUMAN CON				178
30616	COLD WATER SHRIMPS&PRAWNS FROZ		1229		414
30617	OTHER SHRIMPS & PRAWNS FROZEN		62		23393

Contd.

10.11 Imports by Economic Categories (Detail)

(In Thousand Rupees)

I T E M S		FEBRUARY, 2016	FROM JULY, 2015	FEBRUARY, 2015	FROM JULY, 2014
30627	OTHER SHRIMPS&PRAWNS.NOT-FROZ		12		150
30739	OTH MUSSELS&SCS FROZ,DRIED,SALT				36
30741	CUTTLE FISH & SQUID,LIVE,FRESH		650		
30829	OTHER SEA URCHINS	25	25		
30890	OTHER AQUATIC INVERTEBRATES	432	432		
40110	MILK&CREAM OF A FAT UPTO 1%	1836	271305	246	895
40120	MILK & CREAM OF A FAT 1% TO 6%		4572	47	3088
40140	MILK & CREAM.FAT-6% TO 10%	20	40		
40150	MILK & CREAM.FAT-EXCEEDING-10%	97	3156	559	3097
40210	MILK&CREAM IN POWDER FAT 1.5%	1588121	9261337	736099	9647322
40221	MILK&CREAM IN POWDER>1.5% FAT	8216	115382	8545	267760
40229	OTH,MILK&CREAM IN POWDER>1.5%	4223	145099	23741	168888
40291	OTH MILK/CREAM NOT SOLID/SWEET	514	12535	5483	37746
40299	OTH MILK/CREAM SOLID,SWEETEND	1268	111022	31581	122426
40310	YOGURT	1590	11305	684	6555
40390	BUTTER MILK,CURDLED MILK/CREAM	113	4982		138
40410	WHEY AND MODIFIED WHEY CON SUG	159256	956199	110269	1074809
40490	OTH PRODUCT CONSIST NATUR MILK	29007	246796	49401	447359
40510	BUTTER	8486	43023	18440	47335
40520	DAIRY SPREADS		38		15
40590	OTH FATS&OIL DERIVED FR MILK	304	6336	44	5160
40610	FRESH CHEESE INCL WHEY,CURD	29719	271987	24783	134693
40620	GRATED OR POWDER CHEESE	4999	14909	713	906
40630	PROCESSED CHEESE NOT GRATED	32887	207366	32189	263166
40690	OTHER CHEESE		1221		444
40711	FERTILIZED EGGS FOR INCUBATION		2662		5114
40719	FERTILIZED EGGS OF OTHER BIRDS		31830		52798
40729	OTH FRESH EGGS OF OTHER BIRDS		111		
40790	OTH BIRD EGG IN SHELL FR/COOKED		22		25
40811	EGG YOLKS,DRIED	22	2168		3685
40891	OTH BIRDS,EGG,NOT IN SHELL DRY	10834	43034	11099	45132
40900	NATURAL HONEY	3495	86622	8991	90889
41000	EDIBLE PRODUCT OF ANIMAL ORIGN		235		
70110	POTATO SEEDS		338815		1254753
70190	POTATOES,FRESH OR CHILLED		74352		6118719
70200	TOMATOES,FRESH OR CHILLED	12432	6594981	487631	7934481
70310	ONIONS AND SHALLOTS		2070371		1212822
70320	GARLIC	747019	5978485	613393	3780830
70390	LEEK,OTH ALLIACEOUS VEGETABLES		1809		21486
70410	CAULIFLOWERS & HEADED BROCCOLI		610	90	1240
70490	OTH;EDIBLE BRASSICAS,FRESH/CHI		15	44	8060
70511	CABBAGE LETTUCE(H-LETUC)SALAD	230	2175	221	3502
70519	OTHER; LETTUCE	68	4012	29	869
70610	CARROTS AND TURNIPS	170	1876	280	6693
70690	OTH SALAD.BEETROOT,RADISH ETC	680	2536	110	1932
70700	CUCUMBERS&GHERKINS,FRESH/CHL		47117		60383
70810	PEAS FRESH OR CHILLED	1448	7833	45	1119277
70820	BEANS (SAME),FRESH OR CHILLED	92	834	819	2009
70920	ASPARAGUS,FRESH OR CHILLED	83	587	80	414
70930	AUBERGINES FRESH OR CHILLED		125	1446	1510
70940	CELERY OTH THAN CELERIAC,F/CHL				26
70951	MUSHROOMS,FRESH OR CHILLED	288	2367	274	1828
70959	OTH MUSHROOMS&TRUFFL FRESH/CH		235		373
70960	FRUIT OF GENUS CAPSICUM F/CHLL	679	4821	6754	109443
70970	SPINACH NEWZEALAND SPINACH FRE	41	293	66	243
70992	OTHER OLIVES FRESH OR CHILLED		142	61	61
70999	OTH VEGETABLES FRESH/CHILLED	1133	5590	10600	53212
71010	POTATO, FROZEN.		764		1887
71021	PEAS(PISUM SATIVUM),FROZEN	687	1426		
71022	BEANS FROZEN		550		

Contd.

10.11 Imports by Economic Categories (Detail)

(In Thousand Rupees)

I T E M S		FEBRUARY, 2016	FROM JULY, 2015	FEBRUARY, 2015	FROM JULY, 2014
71029	OTH LEGUMINOUS VEGETABLES FROZ				95
71030	SPINACH,NEWELAND SPINACH FROZ	133	706		
71040	SWEET CORN, FROZEN	1892	8100	452	3906
71080	OTHER VEGETABLES,FROZEN		3632		542
71090	MIXTURE OF VEGETABLES,FROZEN	573	4587		1839
71120	OLIVES PROVISIONALLY PRESERVED		1		57
71140	CUCUMBERS & GHERKINS PRESERVED				6276
71151	MUSHROOMS OF GENUS AGARICUS		57		
71159	OTH MUSHROOMS & TRUFFLES		158		49
71220	ONION; WHOLE DRIED,CUT	12603	59666	72	41990
71231	MUSHROOM GENUS AGARICUS DRIED		1685		2041
71239	OTH TRUFFLE DRYCUT WHOLE SLIC	3996	35200		27575
71290	OTH VEGETABLE MIXTURE DRIED	12411	163140	17751	117238
71310	PEAS DRIED SHELLED	3469869	27192721	1193344	9243739
71320	CHICK PEAS DRIED SHELLED	224903	1882422	130353	1788738
71331	BEANS OF SPECIES VIGNA MUNGO		115467	10965	99737
71332	SMALL RED (ADZUKI) BEANS		5361		117
71333	KIDNEY BEANS,INCL WHITE BENAS	663262	4327132	538405	4071116
71339	OTHER BEANS	71223	417089	73927	267383
71340	LENTILES	575025	5069541	722240	6348156
71350	BROAD BEANS & HORSE BEAN		10042	5049	27388
71390	OTH DRIED LEGUMINOUS VEGETABLE	241554	2622394	409761	3885080
71420	SWEET POTATOES				56
71430	YAMS FRESH,CHILLED,FROZEN/DRIE		788		5247
71490	OTHER ROOTS AND TUBERS				1094
80111	DESICCATED, COCONUTS	112471	999286	95642	758310
80112	COCONUT IN THE INNER SHELL				37
80119	OTHER COCONUTS	35000	219799	1241	174886
80131	CASHEW NUT IN SHELL		5406		
80132	CASHEW NUT SHELLED	4410	383349	6258	129195
80211	ALMOND IN SHELL	50144	347697	60401	503116
80212	ALMOND,SHELLED (GIRI).	129403	1472434	6741	46197
80221	HAZEL NUTS,IN SHELL		1385		90
80231	WALNUTS IN SHELL(AKHROTE)	2160	13619	1584	3370
80232	WAL NUTS SHELLED(AKHROTE)	107	2645		191
80242	CHESTNUTS SHELLED		762		
80251	PISTACHIO IN SHELL	3468	363161	1948	75229
80252	PISTACHIO SHELLED	11032	28906		976
80280	ARECA(BETAL NUTS)	833199	5596027	866490	5646090
80290	OTHER EDIBLE NUTS	1180	33933	362	3913
80310	PLANTAINS,FRESH OR DRIED		275		7697
80390	OTHER BANANS FRESH OR DRIED		298		73249
80410	DATES	91916	372424	67467	183052
80420	FIGS		19585		832
80430	PINEAPPLES	69	1656	1416	2645
80440	AVOCADOS		32		39
80450	GUAVAS,MANGOES,MANGOSTEN F/DRY		1791		1272
80510	ORANGES	2468	9688	744	12642
80520	MANDARINS,CLEMENTIN ETC FR/DRY		1001	292	1469
80540	GRAPEFRUIT,INCLUDING POMELOS		901		810
80550	LEMONS AND LIMES	90	455		78
80590	OTH CITRUS FRUITS FRESH/DRIED.		466		
80610	GRAPES, FRESH	26159	9004726	1405	4574324
80620	GRAPES, DRIED	8080	187136	2133	15010
80711	WATERMELONS		348569		191669
80719	OTHER MELONS		347595		1325
80720	PAPAWS;(PAPAYAS/PAPITA)	9	9		84
80810	APPLE, FRESH	618252	1883864	160379	663756
80830	PEARS FRESH	4606	33089	3353	18775
80910	APRICORTS;FRESH(KHUBANI)		692927		631129

Contd.

10.11 Imports by Economic Categories (Detail)

(In Thousand Rupees)

I T E M S		FEBRUARY, 2016	FROM JULY, 2015	FEBRUARY, 2015	FROM JULY, 2014
80921	SOUR CHERRIES; FRESH				42
80930	PEACHES,(INCLNECTR)ARROO FRESH	3	54		
80940	PLUMS AND SLOES	640	7853	53	444
81010	STRAWBERRIES,FRESH		345		
81050	KIWIFRUIT, FRESH	450	1338		786
81090	OTHER FRESH FRUITS	22256	1420552	17671	712751
81110	STRAWBERRIES,FROZEN	2534	4580		1766
81120	RASBERRY,BL.BERRY MULBERRY FRZ	607	3539	46	9537
81190	OTHER FRUITS AND NUTS,FROZEN	95	6870		337
81210	CHERRIES PROVISIONLY PRESERV		1569		
81290	OTH FRUIT/NUTS PRESERVED PROVI	2424	7327	3134	3357
81310	APRICOTS DRIED	5096	50909	562	6229
81320	PRUNES DRIED	1155	55481	105	1061
81330	APPLES DRIED	3329	6417		6446
81340	OTHER DRIED FRUITS	42786	491354	97899	340399
81350	MIXTURE OF NUTS,DRIED FRUITS	273	4836		644
90111	COFFEE NOT ROAST,NOT DECAFEINE		277	3318	3318
90121	COFFEE,ROAST,NOT DECAFFEINATED	2217	15626	39	6108
90122	COFFEE ROASTED,DECAFFEINATED				96
90190	OTH COFFEE HUSKS/SKIN/COFE SUB	1324	35122	4625	30863
90210	GREEN TEA PACK < 3 KG	4243	40234	1940	10515
90220	OTHER GREEN TEA(NOT FERMENTED)	99656	729052	78325	735097
90230	BLACK TEA & PARTLY FERMENT TEA	1912	20204	233	3937
90240	OTH BLACK TEA,OTH PARTLY F.TEA	3897089	37140801	2669672	22075644
90300	MATE		10		90
90411	PEPPER,NEITHER CRUSH NOR GROND	255820	1828376	40210	548232
90412	PEPPER CRUSHED OR GROUND				7963
90421	FRUIT OF GENUS CAPSICUM DRIED	11054	96925	26358	348078
90422	FRUIT OF GENUS CRUCHED/GROUND	24937	97955	7796	63327
90611	CINNAMON NOT CRUSHED OR GROUND	2591	16208	3043	16684
90619	OTHER CINNAMON	22609	220291	17188	312445
90620	CINNAMON & TREE FLOWER,CRUSHED		81		
90710	CLOVES NEITHER CRUSHED/GROUND	23347	224068	21712	198982
90720	CLOVES CRUSHED & GROUND	696	696		
90811	NUTMEG NEITHER CRUSHED/GROUND	14275	79433	5013	71410
90812	NUTMEG CRUSHED & GROUND		97		151
90821	MACE NEITHER CRUSHED/GROUND	21984	95366	4323	90171
90831	CARDAMOMS NITHER CRUSHED/GRO	155752	920203	102121	578412
90832	CARDAMOMS CRUSHED & GROUND	1075	6514		4385
90921	SEEDS-CORIANDER NITHER CRU/GRO	49791	425168	18780	200418
90922	SEEDS-CORIANDER CRUSHED/GROUND		205		8812
90931	SEEDS OF CUMIN (WHITE ZEERA)	32897	328804	54036	333506
90932	SEEDS CUMIN.CRUSH/GRO(W.ZEERA)		249		1266
90961	CARAWAY,ANISE,FENL,JUNI.N-CR/G	8373	78320	11241	79446
90962	CARAWAY,ANISE,FENEL,JUNI.CR/GR		1688		
91011	GINGER NEITHE CRUSHED/GROUND	662421	5331968	504281	3507195
91012	GINGER. CRUSHED OR GROUND		4370	495	3562
91020	SAFFRON, (ZAFRAN)		305		
91030	TURMERIC (CURCUMA)		6071	6973	42592
91091	MIXTU OF PROD H-09.04 TO 09.10	128	75622	14147	27936
91099	OTHER SPICES	290	10359	1261	10342
100119	DURUM WHEAT			22429	18935833
100290	OTHER RYE		405		471
100310	BARLEY SEED	23	23		
100390	OTHER BARLEY	69044	403336		36975
100490	OTHER OATS		822598	10359	181436
100510	SEED, MAIZE	3967	2931256	22138	5033307
100590	OTHER MAIZE (CORN)	24254	182721	6129	16598
100610	RICE IN HUSK (PADDY OR ROUGH)	108287	299201	42294	370395
100630	SEMI/WHOLLY MILLED RICE/POLIS	3043	34548	878	62162

Contd.

10.11 Imports by Economic Categories (Detail)

(In Thousand Rupees)

I T E M S		FEBRUARY, 2016	FROM JULY, 2015	FEBRUARY, 2015	FROM JULY, 2014
100640	BROKEN RICE	216	57293		8019
100710	SEED GRAIN SORGHUM(JAWAR)		3065	22330	34383
100790	OTHER GRAIN SORGHUM(JAWAR)	13798	35357	98804	187205
100810	BUCK WHEAT				4357
100821	MILLET (BAJRA)	3375	56619	4758	14383
100829	OTHER MILLET (BAJRA)	12974	373568	13149	105478
100830	CANARY SEED	451	13685	2124	4779
100890	OTHER CEREALS		80		1354
110100	WHEAT OR MESLIN FLOUR	44	8525	23147	526691
110220	MAIZE (CORN) FLOUR	60	3056		355
110290	OTHER CEREAL FLOUR	242	725		1307
110311	GROATS AND MEAL OF WHEAT				3010
110313	GROATS&MEAL OF MAIZE (CORN)	2831	15456	2268	13406
110319	GROATS AND MEAL OF OTH CEREAL		371		
110320	PELLETS OF OTHER CEREALS		8		
110412	ROLLED OR FLAKED, OATS.		925		427
110419	ROLLED/FLAKED GRAIN/OTH CEREAL				999
110422	OTHER WORKED GRAIN OF OATS	3857	23807	870	23155
110423	OTH WORK GRAIN OF MAIZE (CORN)	1495	7100	174	407
110429	OTH WORK GRAIN OF OTH CEREALS	3	351		4590
110430	GERM OF CEREALS,WHOLE,ROL,FLAK		274		
110510	FLOUR,MEAL&POWDER OF POTATOES	29216	233573	43904	275410
110520	FLAKE,GRANULE/PELLETS POTATOES	5468	10580	687	10386
110610	FLOUR,MEAL,POWDER,DRY LEGU VEG		25		215
110620	FLOUR,MEAL POWDER OF SAGO/ROOT	31	54		34
110630	FLOUR,MEAL POWDER PRD CHAPT-8	499	2445	456	456
110710	MALT NOT ROASTED		1083		3339
110720	MALT ROASTED				14868
121020	HOP CONES,GROUND POWDER PELLET	220	1683		7743
121120	GINSENG ROOTS	750	2447	519	3079
121229	OTHER SEAWEDS& OTHER ALGAE		5202		100534
121291	SUGAR BEET		68		
121299	OTHER FRUIT STONE&KERNELS/VEG		284	297	766
121300	CEREAL STRAW & HUSKS,IN PELLET	662	281593	43202	551961
121410	LUCERNE (ALFALFA) MEAL&PELLETS				13484
121490	OTH SWEDES,MANGOLDS,FODDER,HEY				182
130120	GUM ARABIC	9009	75768	88	16649
160210	HOMOGENISED PREP MEAT/EDB MEAT				120
160220	LIVER OF ANIMAL,PREPARED/PRESV				115
160231	OTH PREP/PRESV MEAT OF TURKEY		2452		259
160232	OTH PREP/PRESV MEAT OF FOWLS	45264	358531	63140	304580
160239	OTH PREP/PRESV,MEAT OTH POLTRY	6922	49411	7050	51170
160250	OTH PREP/PRES MEAT BOVIN ANIML	45	14846	78	23868
160290	OTH PREP MEA OFL,BLOOD ANIMAL		533		75
160300	EXTRACT/JUICE OF MEAT,FISH ETC		897		493
160411	SALMON,FISH,WHOLE/PIE NOT MICE	32	165		36
160412	HERRING,WHOLE/FIECE NOT MINCED		5		102
160413	SARDINE,BRISL/SPRAT W/P N-MINC	12	185		27
160414	TUNAS,SKIPJACK,BONITO,WHOLE/PC	728	1800	372	1565
160415	MACKERAL,WHOLE/DIECE NOT MINCE	22	22	22	44
160416	ANCHOVIES,WHOLE/PIECE NOT MINC			125	125
160419	OTH FISH,WHOLE/PIECE NOT MINCE	2713	25538	2713	25925
160420	OTH FISH PREPARED PRESERVED		7201	162	8684
160510	CRAB,PREPARED OR PRESERVED.	84	286	71	8499
160529	OTH SHRIMPS&PRAWN PREPARED/PRE		130		
160540	OTH CRUSTACEANS,PREP/PRESERVED		150		
160569	OTH AQUATIC INVERTEBRATES.P/PR			148	554
170112	BEET SUGAR RAW NOT CONT FLAVOR		1298		306
170114	OTH CANE SUGAR RAW.N-CON FL/CO		310		
170191	O.CANE/BEET SUGAR CON.FLAV/COL	2160	5449	1811	3886

Contd.

10.11 Imports by Economic Categories (Detail)

(In Thousand Rupees)

ITEMS	FEBRUARY, 2016	FROM JULY, 2015	FEBRUARY, 2015	FROM JULY, 2014	
170199	OTH CANE/BEET SUGAR PURE SUC	29717	485482	15363	503369
170211	LACTOSE & LACTOSE SYRUP WT 99%	51435	500139	65929	745991
170219	OTH,LACTOSE AND LACTOSE SYRUP	165	215		26369
170220	MAPLE SUGAR AND MAPLE SYRUP		32		
170230	GLUS SYP,DRY STAT FRVCT <20%	70202	459193	102761	474104
170240	GLUCOSE/GLUCOSE SYRUP<20% FRUC		3	1968	2650
170250	CHEMICALLY PURE FRUCTOSE		460		824
170260	OTH FRUCTOS SYP,50% WT OF FRAC				164
170290	OTH SUGAR INCL INVERT SUGAR	61749	428582	76038	438277
170390	OTH MOLASSES,FROM REFINING SUG		4966		1042
170410	CHEWING GUM,WH/NOT SUGA COATED	2289	73284	14752	86125
170490	OTH SUGAR CONFECT NOT CON COCA	55005	621906	60956	511959
180310	COCOA PASTE,NOT DEFATTED(LICOR	30992	172142	21248	319659
180400	COCOA,BUTTER,FAT AND OIL	55267	537765	110069	840558
180500	COCOA POWDER,NOT CON ADDED SUG	116489	894426	91747	794071
180610	COCOA POWDER,CON ADDED SUGAR	115	6483	979	2413
180620	OTH PREPA WT2KG,PAS,BLOCK SLAB	22208	449333	32259	573687
180631	OTH FOOD PREP COCOA BARS FILD	40977	284223	24203	281695
180632	OTH FOOD PREP COC BAR NOT FILD	327	5243	619	10585
180690	OTH,FOOD PREP CONT COCOA LIQUD	23116	235430	25006	212774
190110	FOOD PREP FOR INFANT USE	892221	5880045	811901	5201977
190120	MIXES&DOUGHS FOR PREP BAKER	9365	69482	6663	37800
190190	OTH FOOD PREP OF FLOUR,MEAL	149267	1888650	280710	1743572
190211	UNCOOK PASTA,NUT STUFD CON EGG	93	315	39	275
190219	OTHER,UNCOOKED PASTA.	5926	33772	3993	24367
190220	STUFFED PASTA,WHETH/NOT COOKED		1445		112
190230	OTHER PASTA		18129	3469	16406
190240	COUSCOUS WHETER OR NOT PREPARE		223	30	84
190300	TAPIOCA&SUBSTI PRE FRM STARCH	9548	44833	3617	42304
190410	PREP FOOD,SWLL/ROAS OF CEREALS	35304	242098	14095	133464
190420	PREP FOOD UNROAST CEREAL FLAKE		6502	49	18832
190430	BULGUR WHEAT		7		
190490	OTH PREP FOOD OBTAIN BY CEREAL	11447	145092	18226	97961
190510	CRISPBREAD AND BUNS		51		104
190520	GINGER BREAD AND THE LIKE.	11	11	13	13
190531	SWEET BISCUITS	15465	116414	7994	46028
190532	WAFFELS AND WAFERS	16037	115729	12152	81582
190540	RUSK,TOASTED BREAD & PRODUCTS	6821	29378	8267	18012
190590	OTHER BAKERY PRODUCTS	42485	241623	34496	223404
200110	CUCUMBER,GHERKINS PREP/PRESERV		568	33	347
200190	OTH VEG FRUIT,NUT,PRES VIN/ACE	1534	13121	2303	13611
200210	TOMATOES,WHOLE/PIECE,PREP/PRSV	69	428	23	1186
200290	OTH,TOMATO/PRE/PRSV O/TH VINGER	56349	359147	44155	279233
200310	MUSHROOM,PREP/PRSV O/TH VINHER	4107	48355	5672	29641
200390	OTH MUSHROOM&TRUFFLE PREPARED	261	1296	2771	11361
200410	POTATO,PREP/PRSV,O/TH VINGERS	59101	496227	36143	304398
200490	OTH VEG MIX/VEG PREP O/TH VING	55	6168	1038	36768
200510	HOMOGENIZED VEGETABLES		1044		439
200520	POTATO PREP O/TH VING NOT FROZ	1960	23131	1960	16436
200540	PEAS PREP O/TH VINGER NOT FROZ	20	2855	93	3858
200551	BEAN SHELD PREP O/TH VING N/FZ	243	3674	89	2261
200559	OTH BEAN PREP O/TH VING NOT FZ	417	5137	1682	12124
200560	ASPARAGUS,PREP O/TH VING N-FZ	8	402		
200570	OLIVES PREP O/TH VING NOT FROZ	18746	92171	10068	76930
200580	SWEET CORN,PREP/PRESV NOT FROZ	6409	35030	4003	31601
200591	OTH VEGETABLES& MIXTURE OF VEG	81	775	88	306
200599	OTH VEGE PREPARED OR PRESERVED	2146	18578	2207	16189
200600	VEG,FRUIT,NUTS,PEEL PRE BY SUG	65	6717	80	1512
200710	HOMOGENISED PREPARATIONS	385	2294		476
200791	OTH,CITRUS FRUIT COOKED PREP	262	323		

Contd.

10.11 Imports by Economic Categories (Detail)

(In Thousand Rupees)

ITEMS	FEBRUARY, 2016	FROM JULY, 2015	FEBRUARY, 2015	FROM JULY, 2014	
200799	OTH JAM,FRUIT,JELLY,MARMALADE	9293	31534	372	24696
200811	GROUND NUTS,PREP/PRESERVED	7099	19067	1648	2644
200819	OTH NUTS/SEED INCL MIXTURES	2670	76919	4098	35053
200820	PINEAPPLES,PREPARED/PRESERVED	16879	239240	34626	246937
200830	CITRUS FRUIT,PREPARE/PRESERVED		31298		25422
200840	PEARS,PREPARED OR PRESERVED	1573	3344	31	5448
200850	APRICOTS,PREPARED OR PRESERVED		227		6
200860	CHERRIES,PREPARED OR PRESERVED	1000	10997	1203	9417
200870	PEACHES,PREPARED OR PRESERVED	4	23539		108493
200880	STRAWBERRIES,PREPARE/PRESERVED	2731	8062	1300	6355
200893	CRANBERRIES		22		66
200897	MIXTURES OF FRUITS,NUTS&PLANTS	41896	253335	27419	232976
200899	OTH FRUITS,NUT/EDIBLE PLANTS	4506	35628	2262	23798
200911	ORANGE JUICE,FROZEN		14462		7192
200912	ORANGE JUICE,NOT FROZEN		310		
200919	OTHER ORANG JUICE	5358	106013	39698	417536
200921	GRAPEFRUIT JUICE,BRIX VAL=20				119
200929	OTHER GRAPE FRUIT,JUICE	9	284		170
200939	OTH JUICE OF ANY CITRUS FRUIT	7663	16705		2670
200941	PINEAPPLE JUICE ,BRIX VAL=20		502		
200949	OTHER PINEAPPLE JUICE	6544	65084	8266	80127
200950	TOMATO JUICE		19		
200961	GRAPE JUICE INCL GRAPE MUST		73		448
200969	OTHER GRAPE JUICE	67614	210608	37838	262820
200971	APPLE JUICE ,BRIX VAL=20				1513
200979	OTHER APPLE JUICE	4	19974	13805	215638
200981	CRANBERRY JUICE	8	8		
200989	OTHER JUICE OF FRUIT/VEGETABLE	30629	175388	15695	82890
200990	MIXTURES OF JUICES	2587	35431	4043	29647
210111	EXTRACT,ESSENCE/CONC COFEE/PRE	16323	251804	3008	299896
210112	PREP WITH A BASIS OF EXTRA/COF	216	7414	713	5785
210120	EXTACT,ESSENCE ETC OF TEA MATE	4452	24598	1548	14495
210130	ROASTED CHICORY/OTH COFEE/SUB		18		415
210210	ACTIVE YEASTS	40517	394048	48268	367026
210220	INACTIVE YEASTS,OTH SINGL CELL		7934	625	983
210230	PREPARED BAKING POWDERS	52	14088	6446	26162
210310	SOYA SAUCE	12186	115287	19875	145105
210320	TOMATO KETCHUP/OTH TOMATOSAUCE	12213	96148	2614	39327
210330	MUSTARD FLOUR/MEAL/PREP MUSTAR	301	7266	242	6201
210390	OTH SAUCES PREP/MIX SEASONING	37363	202307	17865	142414
210410	SOUPS/BROTHS & PREP THEREOF	207	3117	89	1326
210420	HOMOGENISE COMPOSITE FOOD PREP	20	265	84	113
210500	ICE CREAM,OTH EDIBLE ICE	2046	19633	3462	18036
210610	PROTEIN CONCENTRATE/TEXT PROTIN	276	22263	19	14060
210690	OTH FLAVOURING POWDER/CONCT	383778	3348004	424450	5462012
220110	MINERAL WATERS/AERATED WATERS	813	10976	91	8902
220190	OTH,NATURAL/ARTIFICIAL WATERS	681	7666		2992
220210	WATER,MINERAL/AERATED WATER	79263	297873	39774	345130
220290	OTH WATER/OTH NON ALCOLIC BEVG	8755	89422	4768	63924
220300	BEER MADE FROM MALT	425	3454	122	6601
220410	SPARKLING WINE	1683	7533	39	11493
220421	OTH WINE OF FRESH GRAPES<2LT		565	435	599
220429	OTH WINE OF FRESH GRAPES>2LT	55	1280	890	1566
220820	SPIRIT OBT BY DISTIL GRAPEWINE				4343
220830	WHISKIES	2112	5311		12867
220840	RUM&OTH SPIRITS DISTILL SUGAR		48		49
220850	GIN AND GENEVA	35	143		559
220860	VODKA	55	624		1794
220870	LIQUEURS AND CORDIALS	22	219		437
220890	OTH SPIRIT/SPIRITOUS BEVERAGES	791	1232		650

Contd.

10.11 Imports by Economic Categories (Detail)

(In Thousand Rupees)

ITEMS	FEBRUARY, 2016	FROM JULY, 2015	FEBRUARY, 2015	FROM JULY, 2014
220900 VINEGAR&SUBSTITUTE,ACTIC ACID	749	11224	474	8512
230110 FLOURS,MEALS,PELLETS,OF MEAT		28156		7
230120 FLOURS,MEALS,PELLETS,OF FISH		81909		81645
230210 BRAN SHARP & RESIDUES OF MAIZE	1218	1218		
230230 BRAN SHARP & RESIDUES OF WHEAT	706	1174		
230240 BRAN SHARP RESIDUE OF OTH CERL				854
230250 BRAN SHARP RESIDUE LEGUM PLANT	26730	41495		
230310 RESID.STARCH MANUF&SIM RESIDUE		1381		1690
230330 BREWING/DISTILLING DREGS/WASTE	11026	102746	9482	151422
230400 OIL-CAKE/OTH S/RESID SOYABEAN	392930	23207031	4726088	33397630
230620 OIL CAKE/OTH RESIDUE,LINSEEDS				1258
230630 OIL CAKE/OTH SUNFLOWER SEEDS				6376
230641 OIL CAKE/OTH RESID COLZA SEEDS			18913	184450
230649 OIL CAKE/OTH RESID RAPE SEEDS				65446
230650 OIL CAKE/OTH RESIDUES,COCONUT		16		721
230660 OIL CAKE/OTH RESIDUE,PALM NUTS	24626	1211776	283337	1321522
230690 OIL CAKE/OTH SOLID RESIDUE,VEG		1289	103	3448
230800 VEG MATL & VEG WASTE,VEG RESID	24266	24266		1049
230910 DOG/CAT FOOD,PUTUP RETAILSAL	9259	92000	5729	81263
230990 OTH,PREP USED IN ANIMAL FOOD	307390	3369958	424749	3661142
240110 TOBACCO,NOT STEMMED/STRIPPED		58	180	742
240210 CIGAR,CHEROOTS CONTAIN TOBACCO	1114	1944		746
240220 CIGARETTES CONTAINING TOBACCO		131549	8708	135208
240290 CIGAR,CHEROOTS/TOBACCO SUBST	730	1021	20	653
240311 WATER PIPE TOBACCO				3
240319 OTHER SMOKING TOBACCO		84		
240391 HOMOGENISE/RECONSTITUTE TOBACO	2160	3948		3153
240399 OTH MANUFACTURED TOBACCO/EXTR	26157	66623	144	4693
271012 LIGHT OILS AND PREPARATIONS	14128309	146402998	20527356	144154483
271019 KEROSENE,INCL KER.TY. JET FUEL	342223	3780825	37627	4936325
293500 SULPHONAMIDES	176616	1382176	101443	1428886
293621 VITAMIN A ITS DERIVATIVE UNMIX	18001	165681	35559	232932
293622 VITAMIN B1/ITS DERIV UNMIXED	28025	158021	15933	131319
293623 VITAMIN B2/ITS DERIV UNMIXED	35400	152259	14217	123434
293624 D-.DL-PANTOTHENIC ACID(VITB3B5	38842	192781	26595	255169
293625 VITAMIN B6/ITS DERIV UNMIXED	37641	227490	20758	197738
293626 VITAMIN B12/ITS DERIV UNMIXED	32927	372967	20627	239480
293627 VITAMIN C/ITS DERIVATIVE UNMIX	23110	271541	36920	276688
293628 VITAMIN D/ITS DERIVATIVE UNMIX	52789	401745	99683	482983
293629 OTH VITAMIN/ITS DERIV UNMIXED	104039	735964	104969	437332
293690 OTH INTER-MIXTURE PROVITAMINS	153646	313219	15910	98612
293712 INSULINE AND ITS SALTS	47564	121557		114692
293719 OTHER POLYPETIDE HARMONES	950	71456	12043	67304
293721 CORTISONE/HYDRO/PREDNISON ETC	64593	372734	35878	291292
293722 HALOGENATE DERIV ADERNAL HORMN	116763	704361	76666	582271
293723 OESTROGENS AND PROGESTOGENS	64703	809406	75552	790691
293729 OTH,STEROIDAL HARMONES,DERIVAT	22150	182740	10361	226454
293750 PROSTAGLANDINS,THROMBOXANES&DR	10665	88816	1253	68417
293790 OTH HORMONES/ITS DERIVATIVES	3869	172277	5296	219423
293810 RUTOSIDE(RUTIN)/ITS DERIVATIVE	3	1800		1422
293890 OTHER, GLYCOSIDES	28355	578313	18734	110530
293911 CONCENTRATES OF POPPY STRAW		42515		105330
293919 OTH ALKALOIDS OF OPIUM/DERVATI	11272	102929	6950	110680
293920 ALKALOID CINCHONA/DRV SALT	607	11296	720	10956
293930 CAFFEINE AND ITS SALTS	32833	302170	22119	264018
293949 OTHER,EPHEDRINE AND ITS SALTS		138451	32958	133916
293959 OTH THEOPHYLLINE/AMINOPHLLINE	19742	159733	20752	158675
293962 ERGOTAMINE (INN) AND ITS SALTS				1231
293969 OTH ALKALOID OF RYE ERGOT/SALT	3451	12115		144939
294000 SUGARD O/T SUCROSE/LACTOSE ETC	50495	359527	75863	442965

Contd.

10.11 Imports by Economic Categories (Detail)

(In Thousand Rupees)

I T E M S		FEBRUARY, 2016	FROM JULY, 2015	FEBRUARY, 2015	FROM JULY, 2014
294110	PENCILLINE/DERV/ACID/SALT ETC	17829	136695	34157	248272
294120	STREPTROMYCIN/DERIV/SALT THROF	13533	74669	5210	68843
294130	TETRACYCLINE/DERIV/SALT THROF	72744	510474	63559	422279
294140	CHLORAMPHENICAL/DERIV/SALT	29894	157570	14482	92067
294150	ERYTHROMYCIN/DERIV/SALT THROF	137395	1287805	154525	1243798
294200	OTHER ORGANIC COMPOUNDS.	25049	208807	5379	110886
300190	OTH GLAND ORGAN,EXTRACT,HAPRIN	2	855	14	259
300210	ANTISERA/OTH BLOOD FRAC MODIFY	847	60470	18474	76406
300220	VACCINES FOR HUMAN MEDICINE	3184559	20704675	1157621	20863448
300230	VACCINE VETERINARY MEDICINE	482339	2545401	166868	2170295
300290	OTH HUMAN/ANIMAL BLOOD,THERAPC	17838	267287	30706	478994
300310	MEDICAMENT PENCILLIN DERV/ACID	1869	3423	3132	34556
300320	MEDICAMENT OTH ANTIBIOTICS	21554	132777	33041	127629
300331	MEDICAMENTS CONTAINING INSULIN		1937		
300339	OTH,MEDICEMENT HARMONE ANTIBTC		226869	58493	631169
300390	OTH MEDICEMENT NES-NOT-R-SALE	6055	607609	229596	1044654
300410	MEDICAMENT,PENCILLIN DERV/ACID	920	33532		114319
300420	MEDICAMENT OTH ANTIBIOTICS	227836	1581559	162672	1801055
300431	MEDICAMENT INSULIN NOT ANTIBTC	90790	1646994	61964	1689372
300432	MEDICIMENT ADERN CORTC HARMONE	52841	234821	30413	84300
300439	OTH MEDICIMETHARMONE NOT ANT	73907	842698	75370	1147125
300440	MEDICAMENT ALKALOID DERV ANTI		4941	32347	242021
300450	OTH MEDICAMENT VITAMIN/OTH PRO	33317	114631	31096	309565
300490	OTH MEDICAMENT THERAPEUTIC USE	2338011	16464478	3029778	19932976
300510	SURGICAL TAP IN JAMBO ROLLS	28202	312632	37243	282671
300590	OTH WADDING,GAUZE,BANDAGE ARTI	17077	159298	6253	107020
300610	STERILE SURGICAL CATGUT, ETC	32119	1134807	26746	660613
300620	BLOOD-GROUPING REAGENTS	263	1156	337	2089
300630	OPACIFY X-RAY EXAM DIAGNOSTIC	392	5038	830	10940
300640	DENTAL CEMENT/DENTAL FILLING	4985	74020	14301	113642
300650	FIRST AID BOXES AND KITS.	71	13147	22124	25853
300660	CHEMICAL CONTRACEPTIVE HORMONE	28203	252040	265489	775510
300670	GEL PREP HUMAN/VETERINARY USE	2292	20338	951	27000
300691	APPL IDENTIFIABLE, OSTOMY USE	644	29107	624	19886
321519	PRINTING INK EXCL. BLACK	140415	1267309	111931	910857
321590	OTH WRITING/DRAWING/OTH INK	31144	223991	19390	177418
330112	ESSENTIAL OIL OF ORANGE	11725	64733	1674	48101
330113	ESSENTIAL OIL OF LEMON	2137	46913		16232
330119	OTH ESSENTIAL OIL/CITRUS FRUIT	48	222409	32018	155701
330124	ESSENTIAL OIL OF PEPRAMINT	1221	10851	1322	10317
330125	ESSENTIAL OIL OF OTHER MINTS	411	18148	372	16018
330129	OTH ESSENTIAL OIL O/T CIT FRUT	11955	54429	5022	47502
330130	RESINOIDS		3609		1984
330190	OTH,CONCENTRATE ESSENT OIL NS	11173	69830	7093	51755
330210	MIXTURE ODORIFEROUS SUBS&MIXT	315591	2058997	205044	1516733
330290	OTH,MIXTURE,ODORIFEROUS SUBST	351251	3044941	289560	2716163
330300	PERFUMES AND TOILET WATERS	51241	420958	45888	401005
330410	LIP MAKE-UP PREPARATIONS	18112	147915	24073	141411
330420	EYE MAKE-UP PREPARATIONS	18271	143285	16664	125468
330430	MANICURE/PEDICURE PREPARATIONS	9206	72134	12713	65714
330491	POWDER WHETHER/NOT COMPRESSED	37528	274239	33508	245093
330499	OTH,BEAUTY/MAKE-UP PREPARATION	108511	1151654	87541	991844
330510	SHAMPOOS	354062	2749325	243298	2270655
330520	PREP PERMANENT WAVING/STRAIGHT	10904	71205	5138	50336
330530	HAIR LACQUERS	625	1455	4	949
330590	OTH PREP USE ON HAIR	72228	577230	64733	522711
330610	DENTIFRICES	35154	238612	22017	173742
330620	YARN,CLEAN TEETH(DENTAL FLOSS)	48	595	72	775
330690	OTH,PREP ORAL/DENTAL HYGIENE	1063	20176	123	9751
330710	PRE/AFTER SHAVE PREPARATION	19905	204954	11187	141799

Contd.

10.11 Imports by Economic Categories (Detail)

(In Thousand Rupees)

ITEMS	FEBRUARY, 2016	FROM JULY, 2015	FEBRUARY, 2015	FROM JULY, 2014
330720 PERSONEL DEDORANT&ANTIP RSPRNT	41171	340965	50688	325452
330730 PERFUMED BATH SALT/OTH PREP	21	6485	112	4640
330741 AGARBATTI/OTH ODORIFEROUS PREP	25	938	252	1359
330749 OTH PREP PERFUMING ROOM/RELIGS	17687	145856	20386	162692
330790 OTH,DEPILATORY/PERFUM ETCPREP	2507	34747	5567	29738
340111 SOAP&ORGANIC SURFAC-ACTIV PROD	168886	1440839	121935	1344999
340119 OTH,SOAP ORG-SURFAC-ACT PROD	26466	131994	32063	147613
340120 SOAP IN OTHER FORMS	45728	502431	78336	506162
340130 ORGANIC SURFACE ACTIVE PRODUCT	34850	230156	28151	190086
340211 ORGANIC SURFACE-ACTIVE AGENT	402911	2904185	263426	2218393
340212 ORGANIC SURFACE ACTIVE CATIONC	6421	116443	12326	93233
340213 ORG SURFACE ACTIVE NON-IONIC	200118	2461022	236391	2225022
340219 OTH ORG SURFACE ACTIVE AGENT	12898	137494	17915	239547
340220 ORG SURF PREP PUTUP FOR R-SALE	31727	142982	34906	279841
340490 OTH, ART/PREP WAXES	84590	743816	99220	779066
340510 PO/CREAM FOR FOOTWEAR/LEATHER	22424	108387	14359	130120
340520 POL/CREAM/PREP, WOOD FURNITURE	718	12708	7149	33287
340530 POL/CREAM/PREP,COACHWORK/METAL	792	9310	599	11568
340540 SCOURING/PASTE/POWDER/OTH PREP		937	4	1027
340590 OTH POL/CREAM/PREP,F-WEAR/LETH	16651	105653	9730	90114
350190 OTH CASEINATE DERIV CASEN GLUE	10989	16824	138	27343
350211 EGG ALBUMIN DRIED		33240	24822	35267
360300 SAFETY FUSES DETONATING FUSES		119754	22952	90352
360500 MATCHES O/T PYROTECHNIC		63254		
360610 LIQUID/LIQUEFIE GAS FUEL	4243	10147	561	3182
391740 FITING FOR TUBE ETC OF PLASTIC	51106	317612	23654	235037
391810 FLOOR COVERING OF POLYMERS V-C	44172	212076	32218	211854
392190 OTH PLATE,SHEET ETC OF PLASTIC	143718	1251530	113027	1065900
392210 BATH,SHOWER WASH BASIN OF PLAS	5666	39853	4987	31538
392220 LAVATORY SEAT/COVER OF PLASTIC	1791	17633	1172	10836
392290 OTH FLASH/SIM SANITARY PLASTIC	5291	41340	4204	41470
392310 BOXES,CASES,CRATES PLASTIC	66572	461056	46316	498397
392321 SACK&BAG OF POLYMER OF ETHYL	88951	697127	47359	594234
392329 SACKS & BAG OF OTHER PLASTICS	32824	199077	29566	311959
392330 CARBOYS,BOTTLES,FLASKS ETC	63443	416837	39434	400693
392340 SPOOLS,COPES,BOBINS ETC PLASTC	33367	163711	20092	170427
392350 STOPPERS,LIDS,CAPS ETC OF PLAS	101161	871745	88430	801141
392390 OTH ARTICLES FOR CONVEYANCE NS	14059	161927	25436	162140
392410 TABLEWARE KITCHENWARE OF PLAST	31382	274373	20233	136691
392490 OTH,HOUSEHOLD/TOILET ARTICLES	24377	199906	17703	161975
392510 RESERVOIRS,TANKS,VATS>300 LTRS	7487	19020		885
392520 DOOR,WINDOWS FRAME&H-HOLD PLAS	4052	13994	1079	33561
392530 SHUTTERS,BLINDS&PARTS OF PLAST	3151	5110	2978	9612
392590 OTH,BUILDER-WARE OF PLASTIC,NS	182719	1022970	75686	467875
392610 OFFICE/SCHOOL SUPPLY PLASTIC	22202	112619	9665	66406
392620 ARTICLE OF APPAR CLOTHING PLAS	7141	52903	13698	93236
392630 FITTING FOR FURNITUR/COACH PLA	695	4156	918	5653
392640 ORANMENTAL ARTICLES OF PLASTIC	55007	373691	27886	270442
400942 TUBE,PIPERUB WITH OTH.METL.FIT	5300	28865	5748	37410
401011 CONVEYOR BELTS WITH METALS	5036	8026	2310	8564
401012 CONVEYOR BELTS WITH TEX-METACS	30289	311471	30828	335850
401019 OTH CONVEYON BELT OR BELTING	33882	208133	52586	262555
401031 TRANSMISSION BELTS 60-180 CM	29523	219420	26686	183952
401032 TRANSMISION OTH BELT 60-180 CM	13918	200603	36615	220813
401033 TRANSMISION BELT 180-240 CM	1181	6240	961	10841
401034 TRANSMISION BELT OTH 180-240CM	393	4228	4790	7113
401035 TRANSMISION SYN.BELT 60-150CM	4189	13192	3002	13794
401036 TRANSMISION SYN.BELT 150-198CM	297	1403		5081
401390 OTHER INNER TUBES,OF RUBBER	3112	56139	4749	71526
401410 SHEATH CONTRACEPTIVES	15969	726108	188482	1043902

Contd.

10.11 Imports by Economic Categories (Detail)

(In Thousand Rupees)

I T E M S		FEBRUARY, 2016	FROM JULY, 2015	FEBRUARY, 2015	FROM JULY, 2014
401490	OTH HYG/PHARMACEUTICAL ARTL	1536	25981	1652	25670
401511	GLOVES,RUBBER,SURGICAL	20405	367404	42272	269264
401519	OTHER GLOVES,RUBBER	26210	205692	12561	119300
401590	OTH ARTI APPRL/CLOTH ALL PURPS	5467	25894	2930	50453
401610	ARTICLES OF UNHARD CEL VUL RUB	23554	137284	8718	98962
401691	FLOOR COVERING & MATS, RUBBER	2138	29160	3384	28484
401692	ERASERS, RUBBER	40183	213928	32879	234101
401693	GASKETS,WASHERS,SEALS,OF RUBB	120292	1048413	116656	923447
401694	BOAT/DOCK FENDERS,OF RUBBERS		26874		39082
401695	OTH INFLATABLE ARTICLE OF RUBB	1593	18297	10127	25648
401699	OTH ARTICAL UNHARD VUL RUBBER	144245	1338627	150115	1245762
420100	SADDLERY&HARNESS FOR ANIMALS		406	2	488
420211	TRUNKS,SUITCASE,VANITY-CASES	695	15011	704	19852
420212	TRUNK,SUITCA,SATC ETC PLAS/TEX	79931	663283	77967	576057
420219	OTH TRUNK,SUITCASE,VANITY-CASE	6944	31554	5772	16915
420221	HANDBAG,COMP/PATENT LEATHER	90572	482133	57004	409529
420222	HANDBAGS,PLASTIC/TAXT MATERIAL	12019	74519	17111	91448
420229	OTH HANDBAGS,WITHOUT HANDLES	57828	480022	46593	223998
420231	ARTI.CARIED.IN POCKET. LEA/COM	7114	36458	7501	25948
420232	ARTIC CARRIED IN POCK TAXT MATE	588	11332	874	8325
420239	OTH,ARTI CARRIED IN HAND/POCKET	10442	92541	6532	40102
420291	OTH CONTAINER O/S OF LEA/COMPS	599	6016	385	2528
420292	OTH CONTAINER O/S PLAS/TEXTILE	2883	17728	883	10140
420299	OTH CASES VULCANISED FIB/PBOA	4321	18730	1076	27313
420310	ARTICLES OF APPAREL	1998	12647	169	30428
420321	GLOVES,MITTENS & MITTS SPORTS	82	1081		1851
420329	OTH LEATHER GLOVES	1084	18878		9456
420330	BELTS AND BANDOLIERS	14822	165809	19182	160511
420500	OTH ART LEA/COMP LEA TECHNICAL	136	3677	3489	11489
430230	WHOLE SKINS&CUTTINGS ASSEMBLED		221		
430310	ARTI APPAR CLOTH ACCE FURSKIN			62	400
430390	OTHER, ARTICLES OF FURSKINS		23		2536
430400	ARTICLE OF FUR&ARTICLE THEREOF	796	8709	24	13770
440131	WOOD PELLETS		3971	2945	7339
440139	SAW DUST & WOOD WASTE & SCRAP	283	8835	1885	8417
440210	WOOD CHARCOAL OF BAMBOO NOT AG	921	5338		3604
441300	DENSIFIED WOOD,BLOCK,PLATE,ETC	4605	19291	1427	21834
441600	CASK,BARREL,VAT,TUB&OTH PRODCT	112	112		1
441890	OTH BUILDERS JOINERY/CARP WOOD	52171	356651	42309	255644
441900	TABLEWARE&KITCHENWARE OF WOOD	3414	31294	5274	28580
442010	STATUETTES/OTH ORNAMENT WOOD	57	1531	52	768
442090	OTH WOOD MARQUETRY&INLAID WOOD	12745	67309	5702	54560
442110	CLOTHES HANGERS OF WOOD	801	9903	880	8505
450490	OTH, ARTICLES AGLOMERATED CORK		27		1133
460121	MATS,MATTING&SCREEN OF BAMBOO	432	5177	787	4119
460129	OTH MATS,MATTING&SCREN VEG MAT				1
460192	OTH MATTING&SCREEN OF BAMBOO				123
460199	OTH PLATING MATERIAL N.E.S	159	1172	44	3886
460211	BASKETWORK&OTH ARTICL OF BAMBO	919	3346	567	3443
460212	BASKETWORK&OTH ARTIC OF RATTAN		267		
460219	BASKETWORK&OTH ART OF VEG MATE	305	3165	327	2525
481200	FILTER BLOCK,SLAB OF PAPERPULP	1	2010		1991
481310	CIGRETTE PAPER IN BOOKLET/TUBE	168	190		143
481490	OTHER WALLPAPER & COVERINGS.	307	733	79	2051
481620	SELF-COPY PAPER		13		
481690	OTHER COYING PAPER, C/T SIZE.	2250	7123	758	5024
481710	ENVELOPES	874	9952	963	8959
481720	LETTER CARDS, PLAIN POSTCARDS	15	2570	157	619
481730	BOXES,POUCHES,PAPER STATIONERY	644	15639	589	6513
481810	TOILET PAPER	9774	70433	2924	42422

Contd.

10.11 Imports by Economic Categories (Detail)

(In Thousand Rupees)

ITEMS	FEBRUARY, 2016	FROM JULY, 2015	FEBRUARY, 2015	FROM JULY, 2014
481820 HANKERCHIEFS, TISSUES & TOWELS	6843	77704	8688	68741
481830 TABLE CLOTHS & SERVIETTES	1328	14826	1084	9620
481850 ARTICLES OF APPAREL & CLOTHING	53	1786	134	1441
481890 OTH ARTI LINEN, P&P GARMET/ASSE	5703	45787	2048	25259
481910 CARTON, BOXE & CASES CORRU PAPE	49607	307662	34876	446775
481920 FOLD/CARTO/BOXE & CASE, NON-CURRU	13100	84302	12036	93862
481930 SACKS & BAGS WITH BASE 40CM/MORE	9916	27099	7625	25021
481940 OTH SACKS & BAGS, INCLUDING CONES	9715	69918	25193	64853
481950 OTH PACKING CONTAINERS/RE-SLEE	2960	11444	268	18763
481960 BOX FILES, LETTER TRAYS, BOX, OFF	5924	36266	3731	32193
482010 REGISTERS, LETTER PADS, DIARIES	14694	95591	9116	63416
482020 EXERCISE BOOKS	258	1990	700	4535
482030 BINDERS, FOLDERS & FILE COVERS	4839	31004	1173	19262
482040 MANIFOLD BUSINESS FORMS/CARBON	82	837	142	1694
482050 ALBUMS FOR SAMPLES/COLLECTIONS	769	4914	550	3455
482090 OTH BOOK COVER, BLOTING PAD, NES	33858	264776	1267	14302
482110 P&P. BOARD LABLES PRINTED ALL=K		152042	24371	253295
482190 OTH, P&P/BOARD LABLES NOT PRINT	160	312425	47743	723970
482210 BOBBINS, SPOOLS, CAPS, PULP.	2230	15538	3027	12678
482290 OTHER, BOBINS, SPOOL, CAPS ETC. PA	3359	52684	4012	49618
482320 FILTER PAPER AND PAPERBOARD	14176	99389	11952	112674
482340 ROLLS, SHEETS AND DIALS, PRINTED	518	8274	1408	6483
482361 TRAY, DISHES, PLATES, CUP, P&BORD	12	12		
482369 OTH TRAY, DISH, PLATE, CUP, P&BORD	14473	102082	10464	81968
482370 MOULDED/PRESSED ARTICL P-PULP		14924	5131	16092
482390 OTH, ARTICLES OF PAPER PULP, CEL	35514	173886	11130	178457
490110 PRINTED BOOKS IN SINGLE SHEETS	2142	22890	2163	24436
490191 DICTIONARIES AND ENCYCLOPAEDIA	427	5776	7	19858
490199 OTHER, PRINTED BOOKS/BROCHURES	500678	2037461	239850	2008026
490210 NEWSPAPERS, JOURNAL 4-TIME/WEEK	1	10		2499
490290 OTHER NEWSPAPER, JOURNALS PERIO	4477	38950	4014	41058
490300 CHILDREN DRAWING/COLOUR BOOKS	6454	22432	70582	129454
490400 MUSIC, PRINTED IN MANUSCRIPT.		6		1
490510 GLOBES	2	471	4	765
490591 OTH PRNTD MATER BOOK FORM/ATLS	3	244		153
490599 OTH MAPS AND HYDROGRAPHIC/W-PA	222	877	93	1358
490600 PLANS/DRAWINGS FOR ARCHITECTS	924	59241	23693	237501
490700 BANKNOTE, CHEQUE, STAMP, BOND ETC	2099	186134	18348	8187179
490810 TRANSFERS, VITRIFIABLE.	74	1817	577	5263
490890 OTH, TRANSFERS (DECALCOMANIAS)	7957	46210	2721	41183
490900 PRINTED/ILLUSTRATED POSTCARDS	4912	40099	4964	33993
491000 CALENDAR OF ANY KIND PRINTED.	523	20380	493	19292
491110 TRADE ADVERTISING MATERIAL.	65792	165075	44836	166159
491191 PICTURES, DESIGNS & PHOTOGRAPHS	1558	5638	739	7616
500710 FABRICS OF NOIL SILK	1661	2178		2042
500720 OTH FAB CON>80% WT OF SILK	201650	1547157	148792	915209
511111 WOVEN FABRICS CARDED WOOL, 85%		71480		127315
511119 OTH WOVEN FABRICS CARDED WOOL	2523	77646		13824
511120 OTH MIXED MAN-MADE FILAMENTS			31	79
511130 OTH MIXED MAINLY/SOLELY M-MADE	291	405		222
511190 OTH WOVEN FAB CARDED WOL/HAIR	17879	97013	3603	50945
511211 WOVEN FAB. COMBED WOOL 85%/HAIR		36942	1319	89202
511219 OTH WOVEN FAB COMBED WOOL 85%>	4265	55057	1459	62071
511220 OTH WOVEN FAB. COM. WOLL. MIX. MMF		40		329
511230 OTH WOV. FAB. COM. WOOL MIX. M/MSF	33	20589		74344
511290 OTH WOV. FAB. CARDE WOOL/FA-HAIR	313	13056	147	11458
520790 OTHER, COTTON YARN PUT UP SALE	611	3904	686	6480
520811 WOV FAB COT WT<100G/SQM UNBLEA		1199		215
520812 WOV FAB COT WT>100G/SQM UNBLEA		6602		18286
520819 OTHER WOVEN COTTON FAB UN-BLH	8697	112963	429	11315

Contd.

10.11 Imports by Economic Categories (Detail)

(In Thousand Rupees)

ITEMS		FEBRUARY, 2016	FROM JULY, 2015	FEBRUARY, 2015	FROM JULY, 2014
520821	WOV FAB COT WT<100G/SQM BLEACH	5472	12560		3542
520822	WOV FAB COT WT>100G/SQM BLEACH	620	620		
520823	WOV FAB COT 3/4 THRD TWIL BLEC				345
520829	OTH WOVEN FAB OF COTTON BLEACH		13541		1932
520831	WOV FAB COT WT 100G/SQM DYED	775	8330		5601
520832	WOV FAB COT WT>100G/SQM DYED	3535	21258		59880
520839	OTH COTON WOV FAB<2000/SQM DYE	17187	35325	5703	21844
520841	WOV FAB COT WT 100G/SQM COLOUR	27	1756		5409
520842	COTON WOV FAB WT>100G/SQM COLO	7910	146062	4166	143315
520843	COTTON WOV FAB 3/4 THREAD TWIL		350		894
520849	OTH WOV FAB WT 200G/SQM	11429	32190	3587	21021
520851	COTON WOV FAB 100G/SQM PRINTED	91796	439545	243347	618479
520852	COTON WOV FAB>100G/SQM PRINTED	3311	143471	3792	25266
520859	OTH COT WOV FAB 200G/SQM PRINT	1245	22607	921	23886
520911	WOV FAB COT WT>200G/SQM UNBLAC	15	1466	57	86
520912	COTTON WOV FAB 3-4THREAD UN-BL		135		
520919	OTH COT WOV FAB>200G/SQM UNBLE		2755		1190
520921	COTTON WOV FAB BLEACH>200G/SQM		83962	59140	125391
520929	OTH COT WOV FAB BLE W>200G/SQM	4	11554	123	1082
520931	COTTON WOV FAB DYED>200G/SQM		85	91	3451
520932	COTTON WOV FAB DYED 3-4 THREAD	2294	2623	299	884
520939	OTH COT WOV FAB DYED>200G/SQM	68	23550	12115	81983
520941	COT WOV FAB>200G/SQM 85% COT				3646
520942	COTTON WOV FAB DENIM>200G/SQM	38645	211279	39126	314164
520943	WOV FAB 3-4-THREAD TWILL>200G				81
520949	OTH WOV FAB CONT 85% COT/YARN	37	11750		1711
520951	COTTON WOV FAB PRINTED>200GSQM	402	402		176
520952	WOV FAB 3-4-THREAD TWILL PRINT				63
520959	OTH WOV FAB PRINTED>200G/SQM	1614	12380	947	38040
521011	COT W-FAB MIX MMF W200G/SQMUNB		20100		79
521019	OTH W-FAB COT MIX MF200GSQM UB		13957		745
521021	W-FAB COT MIX-MMF WT 200G/SQM		14633		
521029	OTH W-FAB COT 85%,MMF 200G-BL		7526		43
521031	COT WOV FAB MX-MMF200G/SQM DYE		2287		7397
521032	W-FAB3/4THR MX-MMW 200G/MW DYE			5983	13103
521039	OTH W-FAD COTMX MF W200G/SQMDY		6241	3120	7856
521041	W-FAB COT MX-MMF 200G/SQM	8274	27650		1500
521049	OTH W-FAB COT MX-MMF W200G/SQM	8086	19699		329
521051	W-FAB COT MIX,MF W200G/SQM PRI		4992		3036
521059	OTH W-FAB COT,MMF W 200G PRINT	3613	52253	36238	86897
521111	COT W-FAB,MX MF W>200G/SQM UNB		187		
521112	COT FAB 3-4THREAD MIX>200G UNB		31		
521119	OTH W-FABCOT,MF W>200G/SQM UNB	7261	71208	7172	83533
521120	W-FAB COT WT<85% MIX MMF-BLEA	2	4387		3536
521131	WW-FAB COT,MMF W>200G/SQM DYED	2566	13397		
521132	WOV FAB 3-4THREAD MIX>200GDYED		1716		10508
521139	OTH W-FAB COT,MMF W>200G DYED	3920	13564	345	10604
521142	W-FAB COT DENM,MX MFW>200G/SQM	9724	48001	1365	123870
521143	WOV FAB 3-4THR MX-MFW>200G/SQM		54		
521149	OTH W-FB COT CLO YRN MMF>200G	4334	12264	19	3323
521159	OTH W-FAB COT,MF,W>200G/SQM PR	2308	17083	3568	6219
521211	OTH COT W-FAB UN-BL W 200G/SQM				83
521212	OTH COT W-FAB BLECH W 200G/SQM		1186		
521213	OTH COT W-FAB DYED W 200G/SQM		10896	728	5780
521214	OTH W-FAB,COLOR YRN W 200G/SQM		550		
521215	OTH W-FAB COT PRNTD W 200G/SQM	6679	6708		
521222	OTH COT WOV FAB BLEAC>200G/SQM		7122		6095
521223	OTH COT WOV FAB DYED>200G/SQM	5795	21207	3068	7758
521224	OTH W-FAB COT COLYARN>200G/SQM	517	2710		
530890	OTH, YARN OF OTH VEG TEX FIBRE		597		

Contd.

10.11 Imports by Economic Categories (Detail)

(In Thousand Rupees)

ITEMS	FEBRUARY, 2016	FROM JULY, 2015	FEBRUARY, 2015	FROM JULY, 2014
530911 UN-BLE/BLE FAB CON>85%WT FLX				2192
530919 OTH WOV FAB OF FLAX 85%OR MORE	2577	51059	22444	25104
530921 UN-BLE/BLE FAB 85% OR > W FLX		348		
530929 OTH WOV FAB OF FLAX<85% BY WT	15514	35986		2987
531090 WOV FAB OF JUTE OR OTH TEX FIB	115	204		
540600 M-MADE FILAMENT YARN RETAIL-SL	82	186		85
540710 WOV FAB HI-TENACI YRN NYLON PO	64657	194209	2566	121858
540720 WOV FAB OBTAIN FROM STRIP,LIKE	13485	163773	13417	180622
540741 FAB 85% OR MORE NYLON FILMENT	384	13334	889	11836
540742 OTH FAB 85% OR MORE DYED	296148	1544273	131267	806473
540743 OTH W.FAB NYL FLAMT WT>85% DYE	1327	32334		28320
540744 OTH W.FAB FILA DIF COL NYL>85%	19742	98946	7531	37114
540751 OTH W.FAB TEXTURED POLY U-BLEA	223105	2149731	107086	924379
540752 OTH W.FAB TEXTUR POLY DYED 85%	663972	6501295	771664	4312876
540753 OTH W.FAB DIF COL TEXTUR POLYS	1326	10436		11142
540754 OTH FAB TEXT POLY FIL PRINTED	22792	295110	28496	151093
540761 OTH FAB,NON-TEXT POLY FILAMENT	99028	743491	104664	731090
540769 OTH FAB POLY FIL TEXTILE MAT	42062	238479	23057	146968
540771 OTH WOV FAB SYNTH FIL BL/UN-BL	34804	367855		7757
540772 OTH WOV FAB SYNTH FIL DYED 85%	55	39828	296	9989
540773 OTH W.FAB DIF COL SYN FILA PRI		10098	820	6359
540774 OTH WOV FAB SYNTH FIL PRINTED	1170	17655		2205
540781 OTH W.FAB SYN MIX COT BL/UN-BE		1592		1585
540782 OTH WOV FAB MIXED COTTON DYED	5470	38561	2344	45041
540783 OTH FAB SYN TEXMAT COLOR DYED	30	187101		242
540784 OTH FAB SYN TEX SQM MATERUAK	26446	135373	7103	78064
540791 OTH WOV FAB SYN F/L BL/UN-BL		41		113
540792 OTH WOV FAB SYN F/L NS DYED	3391	13278	840	12044
540793 OTH WOV FAB SYN F/L NES COLOUR		736		21296
540794 OTH WOV FAB SYN FIL NES PRINT	7574	148888	2717	83100
540810 W.FAB HIGH TENCITY YRN VIS,RAY			1260	38893
540821 OTH WOV FAB ART. FIL BL/UN-BL	38581	47187	2418	12689
540822 OTH WOV FAB ART. FIL DYED		488	157	3102
540823 OTH WOV FAB DIFFERENT COLOUR	568	6103	3411	5108
540824 OTH WOV FAB ART. FIL PRINTED	32	65		
540832 OTH WOV FAB ART. FIL YARN DYED	27	27		632
551130 YARN ART STAPLE FIB FOR R/SALE		801		
551211 WOV FAB OF SYN STAPLE FIBRE			8000	34509
551219 OTH WOV FAB OF SYN STAPLE FIB	562	96218	8325	121794
551229 O/W-FEB ACR STA FIB>85%WT ACRY		4427	880	5021
551291 WOV FAB SYN STAP FIB BL/UN-BL				441
551299 FAB WOV SYN FIB>85%BY WT SYNTH		1947		1529
551311 W.FAB SYN STA FIB MX COT 170G	11042	11042		33276
551312 W.FAB SYN STA FIB MX COT314THR	1	1		
551313 O/W FAB S.S.F-COT-170G.BL/UN-B	15	15		
551321 W-FAB SYN STA FIB MX COT DYED		12614	11797	27238
551323 POLYS,COT,STAP FIB<170G DYED		491		156
551329 OTH FAB SYN STAP FINRE DYED		15038		2585
551331 WOV FAB SYN STAP FIB COLOUR YR	310	7943	3263	22725
551339 OTH WOV FAB STAP FIB<170G/SQM		257		517
551341 WOV FAB POLY STAP FIB PRINTED	35	3372		1062
551349 O/W-FAB SYN STAP FIB MIX COTON	119	12201		595
551419 OTH SYN FAB<85% MIX BL/UN-BL		1188		
551421 W-F POLY STAP FIB<85% DYED		386	4191	5821
551422 W-F POLY STAP FIB 3/4THRD DYED	2681	2795	2856	9510
551423 OTH FAB POLY FIB MIX COT DYED		10268		886
551429 OTH FAB<85% MIX COT SYN FIB	8289	8391	8845	10365
551430 WOV FAB SYN YARN DIFF COLO DYE			338	1813
551441 W-F SYN FIB<85% MIX COT PRINT		358		2564
551443 O/W-FAB POL FIB MIX COT PRINT	116	3469	1302	2034

Contd.

10.11 Imports by Economic Categories (Detail)

(In Thousand Rupees)

ITEMS	FEBRUARY, 2016	FROM JULY, 2015	FEBRUARY, 2015	FROM JULY, 2014
551449	O/W-FAB SYN MIX COT>170G PRINT	739	40721	13147
551511	O/W.FAB POLYS FIB MX VISCO RAY	592	89856	1152
551512	O/W.FAB POLY FIB MIX M-MAD FIB	1443	51740	231
551513	O/W FAB POLY FIB MIX WOL/F-HAI		92864	15376
551519	O/W FAB POLY STAP FIB MIX O/FI		5966	1496
551521	O/W FAB ARCYL FIB MIXED O/FIB			1370
551522	O/W FAB ARCYL FIB MIX WOOL		162	4359
551529	O/W FAB ARCYLIC FIB MIX OT/FIB	1799	23064	6761
551599	O/W FAB SYN MIX OTH FIBRE N.S		760	10
551611	W-FAB ARTI FIB >85%>BL/UN-BLEA	29457	83448	46687
551612	W-FAB ARTI >85% BY WEIGH,DEYED	234884	5737577	307852
551613	W-FAB ARTI FIB>85% WT DIFF-COL		21979	3191598
551614	W-FAB ARTI FIB>85% WT PRINTED	157409	1382836	141183
551621	W-FAB ART FIB<85%WT MM.FILAM			2298007
551622	W-FAB ART FIB<85% WT MM-F DYED		12505	12906
551623	W-FAB ART FIB<85%WT D-COL,MM-F	218	58343	307
551624	W-FAB ART FIB<85%WT MM-F PRINT		176793	14435
551632	W-FAB ART FIB<85%WT,WOL/HAI DY	11183	63222	4439
551634	W-FAB ART FIB<85% WT,WOL/HA PR			2275
551642	W-FAB ART FIB<85%WT MX COT DYE			409
551643	W-FAB ART FIB<85%WT MIX COTTON		468	
551644	W-FAB ART FIB<85% WT MIC PRINT	470	8814	31
551692	W-FAB ART FIB<85%WT MIX O/F DY	6090	8119	8572
551693	W-FAB ART FIB<85%WT D-COL,O/FI			4280
560130	TEXTILE FLOCK,DUST & MILL NEPS	381	36609	375
560210	NEEDLELOOM FELT STICH-BOND FIB	4126	45270	6159
560221	FELTS OF WOOL/HAIR,NOT COATED		449	839
560229	FELTS OTH TEXT MATE, NOT COATD	157	354	71
560500	METALLISED YARN,TEXTILE YARN	337138	2917674	228972
560900	ARTICLES OF YARN,STRIP ROPE	1009	11903	56
570110	CARPT/OTH TEX FLOR COVER KNOTD	59726	269873	10316
570190	CARPETS,KNOT OF OTH TEX MATERL		973	93
570210	KECEM,SCHUMACKS,KARAMAE.ETC.	1015	10637	908
570220	FLOOR COVERING COCONUT FIBRES		206	7455
570231	CARPETS F/COV.PILE CONS,M/MADE		70	
570232	CARPET F/COV.P/LONS NOT TEXMAT	106	2042	793
570239	CARPETS ECT.AOT.MADE O/TEX MAT		86	230
570241	CARPET ETC.P/CONS.WOOL WOV.M/M	63	4502	39644
570242	CARPETS OTH.P/CONS.M/M/TEXT.	41665	308710	11149
570249	CARPETS ETC.MADE OTH.TEX MATEL		2392	35
570250	OTH CARPET NOT OF PILE CONSTRU	48	48	1195
570291	OTH CARPETS ETC.WOOL,F/AN/HAIR		4	
570292	CARPET ETC. MAN/M TEX MATERIAL		98	
570299	OTH CARPETS ETC.MADE O/TEX/MAT		558	392
570310	CARPET ETC WOOL/FINE ANIM HAIR			54
570320	CARPETS/TUFTED OF NYLON/POLYA	20445	137599	16928
570330	CARPETS ETC.TUFT MAN/M TEX MAT	30102	283802	34379
570390	CARPET/TUFT CARS/VEH O-TEX MAT	3059	11806	705
570410	TILES, < 0.3 SQM AREA.	841	3021	2882
570490	OTH CARPETS ETC.FELT N/TUFTED	56775	581677	56191
570500	OTH CARPETS&OTH FLOOR COVERING	892	2134	389024
580121	UNCUT WEFT PILE FAB.OF COTTON.		824	
580122	CUT CORDUROY, OF COTTON		11975	5080
580123	OTH WEFT PILE FAB.OF COTTON.		27	
580126	CHENILLE FABRICS, OF COTTON		44007	8034
580127	WARP PILE FABRICS OF COTTON		3404	2449
580131	UNCUT WEFT PILE FAB.M-MADE FIB		27832	2449
580132	CUT CORDUROY, MAN-MADE FIBRES.	3375	10948	265
580133	OTH WEFT PILE FAB.M/MADE FIBRE		6663	54
580136	CHENILLE FAB. MAN-MADE FIBRES.	1362	29510	126

Contd.

10.11 Imports by Economic Categories (Detail)

(In Thousand Rupees)

I T E M S		FEBRUARY, 2016	FROM JULY, 2015	FEBRUARY, 2015	FROM JULY, 2014
580137	WARP PILE FABRICS OF COTTON	723	1874	2680	4719
580190	OTH PILE&CHENILLE FAB.TEX.MAT	97599	536440	37075	243442
580211	TERRY TOWEL&S/WOVEN TEYFAB.UBL				4
580219	OTH TERRY TOWEL/FABRICS,OF COT	29	1812		3003
580220	TERRY TOWEL/FABRICS, TEX.MAT		210	2856	3716
580230	OTH TUFTED TEXTILE FABRIC		255		
580410	TULLES AND OTHER NET FABRICS	1335	5932	84	11473
580421	LACE MACHINE MADE,M-MADE FIBRE	3849	16591	6815	46006
580429	OTH,LACE MACHINE MADE,OTH MAT.	56649	308737	16042	148319
580430	LACE HAND MADE	138	4747	322	10689
580610	WOV.PILE FAB.& CHENILLE FABRIC	121	293		1573
580620	OTH WOV. FAB. ELASTOMERIC YARN	2777	90635	38673	231721
580631	OTH NARROW WOV FAB, OF COTTON.	325	1049	130	1661
580632	OTH NARROW WOV FAB,M/MADE FIB.	27975	250193	20510	326143
580639	OTH,NARROW WOV.FAB,TEX.MAT	879	14150	163	115150
580640	OTH FABRICS,WARP W/OUT WEFTASM		1211		
580710	LABEL,BADGES ETC.TEXTMAT,N/EMB	92006	584836	81605	710282
580790	OTH,LABELS,BADGES&ART.TEX/MAT	18591	280801	36660	636240
580810	BRAIDS IN THE PIECE		820		7
580890	OTH,ORNAMENTAL TRIM,TASSEL ETC	3936	35694	6334	40113
580900	WOV FAB.OF METAL TAREAD/YARN.		853		217
581010	EMBROIDERY W/OUT VISIBLE GROND		10		65
581091	OTHER EMBROIDERY,OF COTTON	538	12974		922
581092	OTH EMBROIDERY,M-MADE FIBRES	206	799		1188
590190	OTH TRACING CLOTH,BUCKRAM ETC.	49686	377422	49951	316948
590210	TYRE CORD FAB HIT.YARN NYLPLMD	111659	1106795	97630	938533
590220	TYRE CORD FAB H/T YARN POLYSTR	10673	192702	35574	199355
590390	OTH,TEX FAB IMP,LAM, PLASTIC.	145458	1144428	74520	542129
590410	LINOLEUM		1762		1287
590800	TEX WICKS,WOVEN,LAMP,LIGHTERS	110	544	145	1078
590900	TEX HOUSE PIPING/TEX TUBING.	5179	68600	3808	58201
591190	OTH, TEX PRODUCTS/ ARTICLES,	24268	275696	18607	189349
600110	LONG PILE, FABRICS		5929	3906	24244
600121	LOOPED PILE FABRICS,COTTON	447	447	301	635
600122	LOOPED PILE FAB,MAN-MADE FIBRE	24404	106201	1586	29966
600129	LOOPED PILE FAB,OTH TEX MAT.	6645	83921	11530	40500
600191	OTH PILE FAB,KNIT/CROCH,OF COT		116		8135
600192	OTH PILE FAB,KNIT/CROCH,M-MADE	607246	7626422	447837	3705629
600199	OTH PILE FAB,KNIT/CROCH,O/TXTM	3117	32259	1389	59580
600240	KNIT CROCH FAB<30CM,ELASTOME5%		10290		1134
600290	OTH,KNIT/CROC FAB<30CM,ELAST5%	4239	43522	1772	15061
600310	KNIT/CRO FAB WOL/HAIR WD!>30CM		4		12
600320	KNIT/CRO COTTON WD !>30CM	525	1752		
600330	KNIT/CRO SYN-FIBRE WD !>30CM				3382
600390	OTH KNIT/CRO FAB WD !>30CM	53	1755	1827	2507
600410	KNIT/CRO FAB WD>30CM ELASTYR5%	15296	131583	14839	71457
600490	OTH KNIT/CRO FAB WD>30CM ELAST	5807	42114		17971
600521	WRAP KNIT FAB OF COT UNBL/BLEA	1616	7691		
600522	WRAP KNIT FAB OF COTTON DYED		7662		2130
600524	WRAP KNIT FAB PRINTED		98		
600531	WRAP KNIT FAB SYN.FIB UNBL/BLE	7286	150989	9222	18416
600532	WRAP KNIT FAB SYN.FIBRE DYED	183208	1208031	109253	571945
600533	WRAP KNIT FAB SYN.FIB DIF COLO		71		5375
600534	WRAP KNIT FAB SYN.FIB PRINTED	10002	56234		24745
600542	WRAP KNIT FAB ART FIB DYED	1069	11258	671	3692
600590	WRAP KNIT FAB O/TH H-6001-6004	27959	118455	7457	50221
600610	OTH KNIT/CRO FAB OF WOOL/HAIR		78		94
600622	OTH KNIT/CRO FAB COTTON DYED	1209	40791		60
600623	OTH KNIT/CRO FAB COTON COLOR	1571	2767		10683
600624	OTH KNIT/CRO FAB COTON PRINTED		277	231	733

Contd.

10.11 Imports by Economic Categories (Detail)

(In Thousand Rupees)

I T E M S		FEBRUARY, 2016	FROM JULY, 2015	FEBRUARY, 2015	FROM JULY, 2014
600631	OTH KNIT/CRO FAB SYN.FIB UNB/B	2442	13804	155	1913
600632	OTH KNIT/CRO FAB SYN.FIB DYED	334837	1702020	190518	885577
600633	OTH KNIT/CRO FAB SYN.FIB COLOR	3506	9868	3013	10532
600634	OTH KNIT/CRO FAB SYN.FIB PRINT	5048	16479	4594	20623
600641	OTH KNIT/CRO FAB ART FIB UNB/B		510		
600642	OTH KNIT/CRO FAB ART FIB DYED		924		97
600643	OTH KNIT/CRO FAB ART FIB COLOR		319		
600644	OTH KNIT/CRO FAB ART FIB PRINT		1663		39
600690	OTH KNITTED CROACHED FABRICS	40671	235912	14518	172855
610120	MEN/BOYS OVERCOAT/SIM ARTICLE		767	1081	4852
610130	MEN/BOYS WIND JACKET/SIM ART.		3689	61	227
610190	OVERCOAT ETC.MEN OTH TEX KNIT.	2228	82679	2446	32605
610210	APPAREL/CLOTH/ACCESSORIES,WOOL		2528		642
610220	APPAREL/CLOTH ACCES,OF COTTON,		115	19	75
610230	APPAREL/CLOTH ACCES,M-MADE FIB		393		94
610290	APPAREL/CLOTH OF TEX MATEL,	199	4631	984	3713
610310	SUITS MEN'S/ BOYS KNITTED/CROC	7582	41441	1677	13604
610322	MEN/BOYS,ENSEMBLE,COTTON,KN/CR		1172		295
610329	MEN/BOYS,ENSEMBLE OTH TEX MAT,	1185	8069	446	5836
610331	JACKET/BLAZER MEN/BOY,WOOL F/H		7745		99
610332	JACKET/BLAZER MEN/BOY COT/KNYI		2890		2381
610333	JACKET/BLAZER MEN/BOYS SYN FIB		3244		390
610339	JACKET/BLAZER MEN/BOYS OTH TEX		33576	2745	18092
610342	TROUSERS,ETC.MEN/BOYS COT/KNIT	2400	5773		1598
610343	TROUSERS,ETC.MEN/BOYS SYN FIB	32	611	43	671
610349	TROUSERS,ETC.MEN/BOYS TEX MAT	3239	18185	569	5255
610413	WOMEN/GIRLS,SUITS SYN FIBLE.		118		8
610419	WOMEN/GIRLS,SUITS OTH TEX MAT	1018	3099	75	683
610422	WOMEN/GIRLS,ENSUMBLE,COTT/KNIT		159		101
610423	ENSEMBLES W/GRIL SYN KNIT/CROC		14221		25940
610429	WOMEN/GIRLS ENSEMBLE,TEX MAT		810		926
610432	JACKET/BLAZER W/GIRL COT KN/CR		475	186	1430
610433	JACKE/BLAZER W/GIRL SYN KN/CR		1098	4183	4324
610439	JACKE/BLAZ W/GIRL OTH TEX K/CR	443	15119		9021
610442	DRESSES W/GIRL COTTON KNIT/CRO	1519	8886		719
610443	DRESSES W/GIRL SYN FIB KNIT/CR	29	1796		38
610444	DRESSES W/GIRL ARTFIB KNIT/CR	272	272		
610449	DRES W/GIRL OTH TEX MAT KNT/CR		289		13
610452	SKIRTS/D-S W/GIRL COT KNIT/CRO	103	287	556	742
610453	SKIRTS/D-S W/GIRL SYN KNIT/CRO		70		
610459	SKIRTS/D-S W/GIRL OTH TEX K/CR		632		449
610462	TROUSERS ETC OF COTTON KNI/CRO	279	6350		608
610463	TROUSEES ETC OF SYN FIB KNITED	140	3247		2124
610469	TROUSERS ETC OF OTH TEX MAT KN	693	3807	323	4507
610510	MEN/BOYS SHIRTS COTTON KNI/CRO	3997	21411	2947	21136
610520	MEN/BOYS SHIRTS M-MAD FIB K/CR	1310	8145	1621	9319
610590	MEN/BOYS SHIRTS O/TEXTILE K/CR	31267	142354	21544	134667
610610	W/GIRL SHIR/BLOUSES COT KN/CRO	14989	49911	1262	15224
610620	W/GIRL SHIR/BLO M/MADE FIB K/C	40	1210		2447
610690	W/GIRL SHIR/BLOU OTH TEXMATK/C	979	15218	223	4961
610711	UNDERPANTS ETC M/BOY COT KN/CR	1122	15315	1469	10605
610712	UNDERPANT ETC M/BOYS M/MAD FIB		5		399
610719	UNDERPANT ETC M/BOYS OTH T/MAT	3259	6626	32	924
610721	NIGHTSHIRTS&PYJAMAS OF COTTON	32	3958		1855
610722	NIGHTSHIRTS&PYJAMAS M/MADE FIB		12	21	167
610729	NIGHTSHIRT/PYJAMAS OTH TEX MAT	728	2617	71	1618
610791	BATHROBES ETC OF COTTON M/BOYS		247		98
610799	BATHROBE ETC OF OTH TEX KN/CRO	1046	3833	16	340
610811	WO/GIRL SLIP,PELTICOAT KNIT/CR	397	9412	129	874
610819	SLIP PETTICOAT OTH TEX MATERIA	58	195		25

Contd.

10.11 Imports by Economic Categories (Detail)

(In Thousand Rupees)

ITEMS	FEBRUARY, 2016	FROM JULY, 2015	FEBRUARY, 2015	FROM JULY, 2014
610821	W/GIRL BRIE/PANTIES COT KN/CR	48	382	5427
610822	W/GIRL BRIEF/PANTIES M/MAD FIB	305	719	113 2661
610829	W/GIRL BRIEF/PANTIES OTH T/MAT		621	774
610831	W/GIRL N-DRESS/PAJAMA COT KN/CR		2930	2107
610832	W/GIRL N-DRESS/PAYJAMS M/M FIB		825	53
610839	W/GIRL N-DRESS/PAJAMAS TEX MAT	259	847	98 4532
610891	BATHROBE W/GRL COTTON KNIT/CRO	159	696	56 2329
610892	BATHROBE W/GRL MAN-MADE KN/CRO	310	509	139 2148
610899	BATHROBE W/GRL OTH TEX KNI/CRO	57	1358	1619
610910	T-SHIRT,SINGLET,VEST COT K/CR	40337	356377	31181 276484
610990	T/SHIRT,OTH TXT KN/CR	55066	337504	22159 185196
611011	JERSEY,PULOVER,CARDIGAN,WOLLEN		2458	27 23541
611012	JERSEY,ETC. WOOL, KASHMIR GOAT		2410	3
611019	OTH JERSEY PULOVER ETC.WOOLEN	263	12775	244 2122
611020	JERSEY, PULOVER ETC.OF COT K/C	158	40477	228 37655
611030	JERSEY, PULOVER M/MADE FIB K/C	164	179521	116755
611090	JERSEY,ETC. OTH TEXT. MATERIAL	9968	268311	10455 221819
611120	BABY GARMENT OF COTTON KNIT/CR	717	19279	11035 61143
611130	BABY GARMENT OF SYN FIB KNI/CR	9146	49672	3848 18418
611190	BABY GARMENT OF OTH TEX KNI/CR	131924	586067	70996 360606
611211	TRACK SUITS COTTON KNIT/CROCH	22	1766	96
611212	TRACK SUITS SYB FIB KNIT/CROCH	46	99	514
611219	TRACK SUITS OTH TEX MAT KNI/CR		1247	175 1186
611231	MEN/BOYS SWIMWEAR SYN FIB K/CR		48	
611239	MEN/BOYS SWIMWEAR OTH TEX K/CR	453	616	434 2419
611241	WOM/GIRL SWIMWEAR SYN FIB K/CR		709	537
611249	WOM/GIRL SWIMWEAR OTH TEX K/CR	360	838	53
611300	GARMENT MADE UP KNIT/CROCH FAB		99	423
611420	OTH GARMENT COTTON KNIT/CROCH	8081	10115	191 1442
611430	OTH GARMENT MAN-MADE FIB KN/CR			290
611490	OTH GARMENT,OTH TEX MAT KN/CRO	10360	46876	4948 41883
611510	GRADUATE COMPRESS HOSIERY	3769	248393	2036 161236
611521	OTHER PANTY HOSE AND TIGHTS		2161	12 1299
611529	O-PANTY HOSE OTH-TEXTILE MATE	2258	9729	2283 21457
611530	OTH-W-MEN FULL/KNEE LENG HOSIE	3791	140583	6910 30729
611594	OTH HOSIERY WOOL/FINE ANI HAIR		3	
611595	OTH HOSIERY OF COTTON	379	9474	611 5537
611596	OTH HOSIERY OF SYNTHETIC FIBRE		829	505
611599	OTH HOSIERY OF OTH TEX MATERIL	382	6258	589 5590
611610	GLOV,MITTEN,ETC PCAS/RUBER K/C		4752	441 4905
611691	GLOVE,MITTN,MIT KN/CR WOL/HAIR		109	11
611692	GLOVE,MITTENS ETC KN/CROC COTT	560	1821	149 1004
611693	GLOVE,MITTENS ETC KNIT SYN FIB	2934	6974	351 2164
611699	GLOVE,MITTENS ETC KNIT TEX MAT	441	7727	46 8355
611710	SHAWL,SCARVE,MUFFLER,VEILS ETC	7958	113481	6230 51819
611780	OTH MADE UP CLOTHING ACCESRIES	717	1808	1865 6777
611790	PARTS OF GARMENT OR CLOTH ACSS	75	3583	86 2910
620111	MEN/BOYS OVERCOAT WOOL NOTKNIT		2128	493
620112	MEN/BOYS OVERCOAT COT NOT KN/C	65	156	76 602
620113	OVERCOAT MAN-MADE FIB NOT KNIT	485	1520	99
620119	OVERCOAT SIM ART OTH TEX MATER	5602	23515	143 60476
620191	OTH OUTER GARMENT WOOL MEN/BOY	4984	62154	1150
620192	OTH OUTER GARMENT COT MEN/BOYS		1486	3859
620193	OTH OUTER GAR M/MADE FIB M/BOY	73	5288	258 12819
620199	OTH OUTER GAR OTH TEX MAT M/BY	201	9039	928 8416
620211	OVERCOAT ETC W/GRL WOOL N/KNIT	27	27	
620212	OVERCOAT ETC W/GRL COT N/KNIT		109	491 2669
620213	OVERCOAT ETC W/GRL M/MAD N/KNT		859	7704
620219	OVERCOAT ETC W/GRL O/TEX N/KNT	535	6795	803 16899
620291	SKI/JACKET W/GRL WOOL NOT KNIT		2226	

Contd.

10.11 Imports by Economic Categories (Detail)

(In Thousand Rupees)

I T E M S		FEBRUARY, 2016	FROM JULY, 2015	FEBRUARY, 2015	FROM JULY, 2014
620292	SKI/JACKET W/GRL COT NOT KNIT		515		953
620293	SKI/JACKET W/GRL M/MADE N/KNIT	39	1476		1103
620299	SKI/JACKET W/GRL TEX MAT N/KNT	855	3776	288	5984
620311	SUIT MEN/BOYS OF WOOD NOT KNIT		2497	2393	9977
620312	SUIT MEN/BOYS SYN FIB NOT KNIT	52	749		652
620319	SUIT MEN/BOYS TEX MAT NOT KNIT	1437	50526	3351	75284
620322	ENSEMBLE MEN/BOY COT NOT KNIT		8758	4498	6716
620323	ENSEMBLE MEN/BOY SYN FIB N/KNT		6934		937
620329	ENSEMBLE MEN/BOY OTH TEX N/KNT	87	102782	63	11219
620331	JACKET ETC MEN/BOY WOOL N/KNIT		2184		2428
620332	JACKET ETC MEN/BOY COT N/KNIT	30	4706		3189
620333	JACKET ETC MEN/BOY SYN FIB N/K	753	16916	191	6000
620339	JACKET ETC MEN/BOY OTH TEX N/K	1290	429072	714	254462
620341	TROUSER,BIB,BRES ETC WOL M/BOY	8035	24393	1632	12361
620342	OTH TROU BIB M/BOY COTT N/KNIT	7719	88555	5038	47220
620343	OTH TROU BIB M/BOY SYN N/KNIT	1985	11343	352	8754
620349	OTH TROU BIB M/BOY TEXT N/KNIT	26234	284617	35553	234179
620411	SUIT WOMEN/GRL OF WOOL N/KNT				8
620412	SUIT WOMEN/GRL OF COT N/KNIT		180		945
620413	SUIT WOMEN/GRL OF SYN N/K		47	35	49
620419	SUIT WOMEN/GRL OF TEX MAT N/K	690	10101	433	5299
620422	ENSEMBLE WOMEN OF COT N/KNIT		77		44
620423	ENSEMBLE WOMEN OF SYN FIB N/K		102		
620429	ENSEMBLE WOMEN OF TEX FIB N/K		2516		385
620432	JACKET W/GRL OF COT N/KNIT		94		1422
620433	JACKET W/GRL OF SYN FIB N/KNIT		52963		14893
620439	JACKET W/GRL OF TEX MAT N/KNIT	64	6377	128	5329
620442	DRESSES W/GRL COTTON NOT KNIT	3404	26184	823	20695
620443	DRESSES W/GRL SYN FIB NOT KNIT	1175	1519		150
620444	DRESSES W/GRL ART FIB NOT KNIT	23878	118308		14633
620449	DRESSES W/GRL TEX FIB NOT KNIT	553	940		82411
620452	SKIRTS W/GRL COTTON NOT KNIT	93	1009	70	1264
620453	SKIRTS W/GRL SYN FIB NOT KNIT				6255
620459	SKIRTS W/GRL TEX FIB NOT/KN/CR	5	142		266
620462	TROUSER W/GRL COTTON NOT KNIT	6791	24250	1809	30142
620463	TROUSER W/GRL SYN FIB NOT KNIT		8482		25
620469	TROUSER W/GRL TEX MAT NOT KNIT	3627	18665	1873	21067
620520	SHIRTS MEN/BOYS OF COT N/KNIT	8975	86961	5730	54556
620530	SHIRTS MEN/BOYS OF M/MAD N/KNT	28	2447	133	3660
620590	SHIRTS MEN/BOYS OF TEX MAT N/K	3734	22329	7446	28467
620610	BLOUSES W/GRL SILK NOT KNITTED	325	331		
620630	BLOUSES W/GRL COT NOT KNITTED	1443	27004	1754	10631
620640	BLOUSES W/GRL M/MADE NOT KNIT	5812	19457	362	7469
620690	BLOUSES W/GRL TEX MAT NOT KNIT	1633	16616	1111	10968
620711	UNEDERPANT ETC MEN/BOY COTTON	417	1550	650	2643
620719	UNDERPANTS ETC MEN TEX MAT NK		139	94	2527
620721	NIGHTSHIRT/PYJAMA MEN COT N/K		104		251
620722	NIGHTSHIRT/PYJAMA MEN M/MAD NK		43		
620729	NIGHTSHIRT/PYJAMA MEN T/MAT NK	1321	5236	2611	9028
620791	BATHROB ETC MEN COTTON N/KNIT	8	14		12
620799	BATHROB ETC MEN TEX MAT N/KNIT	354	10839	727	4005
620811	SLIPS/PETTICOAT W/GRL COT N/NK		378		
620819	SLIPS/PETTICOAT W/GRL T/MAT NK	126	607	31	574
620821	NIGHTDRESS/PYJAMA WOMEN COT NK		628		2917
620822	NIGHTDRESS/PYJAMA WOMEN M/M NK		830		839
620829	NIGHTDRESS/PYJAMA WOMEN T/M NK	2752	19645	5670	17024
620891	BATHROB ETC W/GRL COTTON N/NK	278	1606	232	746
620892	BATHROB ETC W/GRL M/MAD FIB NK	11	173		1911
620899	BATHROB ETC W/GRL TEX MAT N/NK	302	8735	239	6190
620920	BABIES GARMENT ETC COT N/KNIT	131	6147	137	7559

Contd.

10.11 Imports by Economic Categories (Detail)

(In Thousand Rupees)

ITEMS		FEBRUARY, 2016	FROM JULY, 2015	FEBRUARY, 2015	FROM JULY, 2014
620930	BABIE GAR&CLOTH SYN FIB N/KNIT		1272	238	705
620990	BABIE GAR&CLOTH TEX MAT N/KNIT	61364	249072	98771	384126
621010	GAR MADE UP FAB H-56.02/56.03		10895	457	6081
621020	OTH GAR MEN/BOY H-6201-11,19		364		163
621040	OTH MEN/BOYS MADE UP FAB	200	1914	761	1925
621050	OTH MEN WOMEN/GIRL FAB N/KNIT	39	2320	550	1518
621111	SWIMWEAR MEN/BOYS NOT KNITTED	36	295	53	1004
621112	SWIMWEAR WOM/GIRL NOT KNITTED		200		
621120	SKI SUITS NOT KNIT/CROCHETED		130	73	97
621132	OTH GAR MEN/BOYS OF COTTON	23	644	1264	1553
621133	OTH GAR MEN/BOYS OF M/MADE FIB	96	2638	510	2237
621139	OTH GAR MEN/BOYS OF TEX MATERI	310	3388	238	4055
621142	OTH GAR WOM/GIRL OF COTTON	2	920		1772
621143	OTH GAR WOM/GIRL OF M/MADE FIB	8	18233		1218
621149	OTH GAR WOM/GIRL OF TEX MATERI	1100	5145	870	5839
621210	BRASSIERES	59184	414169	49283	357833
621220	GIRDLES AND PANTY-GIRDLES	5653	41351	1716	9161
621290	BRACES,SUSPENDERS,GARTER&PARTS	5855	105186	1463	24393
621320	HANDKERCHIEFS OF COTTON	3337	21945	3897	19447
621390	HANDKERCHIEFS OF OTH TEX MAT	10309	36159	5060	36657
621410	SHAWLS,SCARVES ETC & LIKE SILK	236	1390	121	1590
621420	SHAWLS,SCARVES ETC & LIKE WOOL		47180		14771
621430	SHAWL,SCARVE ETC&LIKE SYN FIB	4251	15228	88	14020
621440	SHAWL,SCARVE ETC&LIKE ART MAT		1362		11240
621490	SHAWLS OF OTH TEX MATERIALS	15834	112133	7396	115208
621510	TIES,BOW TIES&CRAVATS OF SILK	43	2861	245	2537
621520	TIES,BOW TIES&CRAVATS M/M FIB	202	2377	130	1814
621590	TIES,BOW TIES&CRAVATS TEX MAT	323	16150	291	6631
621600	GLOVES, MITTENS AND MITTS.	1759	54123	56856	74524
621710	MADE UP CLOTHING ACCESSORIES	11304	58634	8597	72060
630110	ELECTRIC BLANKETS		200	4	276
630120	BLANKET/TRAVEL RUGS OF WOOL/H	19	105876	698	6392
630130	BLANKET/TRAVEL RUGS OF COTTON	11	3609		284
630140	BLANKET/TRAVEL RUGS OF SYN FIB	343997	3052933	238426	2319288
630190	BLANKET/TRAVEL RUGS OF TEX MAT	9968	115746	6312	97942
630210	BED LINEN,KNITTED/CROCHETED	11395	117906	10071	69999
630221	OTH BED LINEN,PRINTED,N/KNIT		4	4008	7017
630222	OTH BED LINEN,PRINTED M/MADE		13		1009
630229	OTH BED LINEN,PRINTED MILL-MAD	89	4032	79	1642
630231	OTH BED LINEN COTTON N/KNIT/CR	171	1112	167	1121
630232	OTH BED LINEN OF MAN-MADE FIB	492	28462		531
630239	BED LINEN OTH TEX MAT NOT KNIT	20506	246119	3395	22952
630240	TABLE LINEN KNITTED/CROCHETED		70		305
630251	TABLE LINEN OF COTTON KNITTED	88	160		491
630253	TABLE LINEN OF MAN-MADE FIBRES	142	142		
630259	TABLE LINEN OF OTH TEX MATERIA	222	1936		58
630260	TOILET & KITCHEN LINEN COTTON	362	3719	676	6311
630291	OTH TOILET/KITCHEN LINEN COTTN	295	890	377	1079
630293	TOILET/KITCHEN LINEN M/MAD FIB		317		79
630299	TOILET/KITCHEN LINEN TEX MAT	542	3037	164	4094
630312	CURTAINS/BLINDS/VALANCE SYN FIB	4	208	203	565386
630319	CURTAINS/BLINDS/VALANCE TEXMAT	118	1686	44	896
630391	OTH CURTAN,BLIND,VALANC OF COT	62	593	123	166
630392	OTH CURTAINS/VALANCE OF SYN FIB	3114	55696	7828	31159
630399	OTH CURTAINS/VALANCE OF TEXMAT	2800	8980	536	3923
630411	BED-SPREADS KNITTED/CROCHETED	1064	1793	302	3599
630419	BED-SPREADS, OTHERS	1382	9474	3838	4826
630491	OTH FURNISHING ARTICLES KNITED	4491	9658	6538	15171
630492	OTH FURNISHING ARTICLE COT KNT	158	729	49	50
630493	OTH FURNISHING ARTICLE SYN FIB	21	194	812	1207

Contd.

10.11 Imports by Economic Categories (Detail)

(In Thousand Rupees)

ITEMS	FEBRUARY, 2016	FROM JULY, 2015	FEBRUARY, 2015	FROM JULY, 2014	
630499	OTH FURNISHING ARTICLES TEXMAT	1642	2768	12	244
630510	SACK/BAGS OF JUTE OTH TEX FIB	10002	284823	18095	71502
630520	SACKS AND BAGS OF COTTON		262		142
630532	SACK/BAGS MAN-MADE TEX MATERIL	1892	26646	119	52864
630533	SACK/BAGS OF POLYETHYLENE/PROP	15028	92418	20876	106287
630539	OTH SACK/BAGS MAN-MADE TEX MAT	23645	252555	28019	219057
630590	SACKS/BAGS OTH TEX MATERIAL		21073	401	22500
630612	TARPAULINS,AWNINGS ETC SYN FIB	24481	196713	5470	118781
630619	TARPAULINS,AWNINGS OF TEX MAT	29	31349	15	3272
630622	TENTS OF SYNTHETIC FIBRES		355723	4508	48201
630629	TENTS OF OTH TEX MATERIAL	4004	752217	1140	8927
630630	SAILS OF OTH TEXTILE MATERIAL				56
630690	OTH CAMPING GOODS OTH TEX NAT	54	482	17071	19224
630710	FLOOR/DISH/CLEANING CLOTH ETC	3259	29680	2931	21107
630720	LIFE-JACKETS AND LIFE-BELTS	6807	30994	1145	15475
630790	OTH MADE UP ARTICLE DRESS PTN	37230	287774	28196	184867
631090	USED&NEW RAGS,SCRAP ETC TEXMAT	3831	65004	1475	40757
640110	FOOTWEAR INCORPORATPROTE M-TOE	21	205		1233
640192	OTH FOOTWEAR COVERING ANKLE		20		35
640199	OTH FOOTWEAR NES UPPER NOT FXD		988	154	4924
640212	SPORTS FOOTWEAR,SKI-BOOT ETC		528		172
640219	OTH SPORTS F-WEAR SOLES RUB/PL	6202	128341	141	19888
640220	F-WEAR WITH UPPER STRAP ASSEMB	3295	23166	3939	16014
640291	F/WEAR COV ANKLE SOLE/UPPERS	2450	6206	491	2794
640299	OTH F/WEAR SOLE/UPPER RUB/PLAS	138315	530357	16677	87393
640312	SPORTS FOOTWEAR SKI/SNOWBOARD				1389
640319	OTHER; SPORTS FOOTWEAR	64337	536219	52707	471478
640320	FOOTWEAR OUTER SOLE OF LEATHER	21323	264700	3002	94080
640340	OTH FOOTWEAR WITH METLTOE CAP	4095	52972	875	27849
640351	OTH FOOTWEAR SOLE COV ANKLE		4119	3030	4840
640359	OTH FOOTWEAR OUTERSOLE LEATHE	182	11430	2947	11576
640391	OTH F-WEAR OUTERSOLE COMP LEA	5890	25883	7748	71701
640399	OTH F-WEAR O/S RUB, PLAS, LEA	37221	538765	64601	855341
640411	SPORTS FOOTWAR SHOES RUB/PLAS	51562	462042	35935	385357
640419	OTH FOOTWEAR OUTER SOLE RUB/PL	289090	2568447	276133	2032277
640420	FOOTWEAR OUTERSOLE COMP LEATHR	1802	11716	96	2255
640510	FOOTWEAR UPPER/COMP LEATHER	35294	1265678	200017	1901624
640520	FOOTWEARS UPPER TEX MATERIAL	178	4762	11387	78361
650200	HAT-SHAPE,PLAITE LINED N/TRIM	8	8		27
650400	HATS&OTH HEADGEAR PLAITED	1662	9345	10	2169
650500	OTH HATS AND HEADGEAR KNITTED	6642	27754	4721	17085
650610	SAFETY HEADGEAR	20129	265211	13255	180535
650691	OTH HEADGEAR RUBBER/PLASTICS	475	2308	469	1515
650699	OTH HEADGEAR OF OTH MATIRIALS	2556	67617	985	5514
650700	HEADBAND LINING COVERHAT FOUN	824	9718	1180	7951
660110	GARDEN OR SIMILAR UMBRELLAS	5864	70730	3943	30537
660191	OTH UMB WITH TELESCOPIC SHAFT		1461		118
660199	OTH UMBRELA/SUN UMBRELLAS	18466	122459	5664	61156
660200	WALKING STICKS SEAT STICKS	254	3887	137	1291
660320	UMBRELLA FRAMES INCL F/MOUNTED	1495	1557		710
660390	OTH PATS/FITTING UMBRELLAS	8	247	8	355
670100	SKINS AND OTH PARTS OF BIRDS				7
670210	ARTICLE MADE ARTIFICIAL FLOWER	17188	65307	2012	20679
670290	ARTIFICIAL FLOWER,FOLIAG O/MAT	25893	220603	14206	152907
670300	HUMAN HAIR DRESSED THINNED BLE	1	457		11
670411	COMPLETE WIG OF SYN.TEXT MAT.	301	1316	116	145
670419	OTH BEARD, EYE BROW SYN.TEX MA	51	3098	165	2787
670420	WIGS,BEARDS OF HUMAN HAIR	17	143	3	161
691090	OTH CERAMIC SINKS WASHBASIN PE	330	4755	145	18685
691110	TABLEWARE & KITCHENWARE	215588	1479860	173195	1238098

Contd.

10.11 Imports by Economic Categories (Detail)

(In Thousand Rupees)

ITEMS		FEBRUARY, 2016	FROM JULY, 2015	FEBRUARY, 2015	FROM JULY, 2014
691190	OTH HOUSEHOLD ARTICLES OF PORN	31126	300326	33557	215894
691200	CERAMIC TABLEWEAR KITCHENWEAR	19999	104828	5158	64253
691310	STATUT ORNAMENT PORCELAIN CHI	892	5058	317	1491
700992	FRAMED GLASS MIRRORS	10505	72836	7118	68160
701010	AMPOULES	19439	182851	21485	195056
701020	STOPPERS,LIDS AND OTH CLOSURES	3745	29819	4963	27018
701190	OTHER, GLASS ENVELOPES		1241	995	1927
701310	INDOOR DECOR OF GLASS CERAMICS	5077	45077	5227	62655
701322	STEMWARE DRINKING GLASS LEAD CRYSTAL		88		4
701328	OTH STEMWARE DRINKING GLASS	3424	33799	2008	25008
701333	O-DRINKING GLASS LEAD CRYSTAL	788	811		362
701337	OTH DRINKING GLASS O/T GL-CEMI	4320	50179	5203	52156
701341	G-WARE TABLE,KICH LEAD CRYSTAL		4		145
701342	G-WARE LINEAR C-EXPENSION-5x10				1048
701349	O-GL-WARE L-C-EX=5x10 T,0-300C	125394	1094305	34906	412120
701391	OTH GLASS-WARE OF LEAD CRYSTAL	131	1029		4183
701590	OTH CLOCK/WATCH/NON-CORRETVE	66	712	130	1280
701690	OTH PAVING BLOCKS/SLABS/BRICKS	267	14190	214	8143
701710	LAB HYG/PHAR GL-WARE W/N GRADU	6728	32020	5096	35001
701720	LAB HYG/PHAR GLASSWARE L/C=10K	425	1858	163	4664
701790	OTH LAB GLASSWARE ETC N.S.	9565	59090	9038	61444
701810	GLASS BEADS, S/PERAL/PRE-STON	100621	622338	75690	573137
701820	GLASS MICROSPHERRES=1MM DIA	13642	76033	4087	41896
701939	OTH WEBS,MATTRESSES,BOARD ETC	71962	503923	47411	448812
701940	WOVEN FABRICS OF ROVINGS	2125	12938	464	6061
701951	OTH WOVEN FABRICS WIDTH=30 CM	781	5082	1042	5325
701952	OTH WOV FAB WID<30CM WT<250G/M				3271
701990	OTH ARTICLES OF GLASS FIBRES.	32020	346472	19925	184843
711299	OTH WASTE/SCRAP PRECIOUS METAL	949	14228		19
711311	ARTICLE OF JEWELLERY OF SILVER	80	142		305
711319	ART OF JEWEL OF OTH PRE METAL	245	25018	2824	36624
711320	ART(JEWELRY)BASE MTL-CLD P-MTL		3	13	415
711411	ART OF SILVER WARES W/N PLATED			523	839
711419	ART OF PRE METALS W/N PLAT		995		353
711510	CATALYST INFORM WIRE/GRIL PLAT		104991	125	82850
711590	OTH ART PREMET/MET CLAD P/MTL	4350	26753	1256	37322
711610	ART NATURAL/CULTURED PEARLS		86	7	7
711620	ART PRECIOUS/SEMI-PRE STONES		58		385
711711	CUFF-LINKS/STUDS-BASE METAL	1318	7887	1017	7395
711719	OTH IMITATION JEWELLERY B/METL	85363	664801	64806	416433
711790	OTH IMITATION JEWEL B/METL,N.S	13266	198983	30429	273683
731829	OTH COACH SCREW,BOLTS,NUT I/S	15936	126532	12201	111239
731940	SAFETY PINS & OTHER PINS	3744	23370	5532	29815
732090	OTHER,SPRING OF IRON AND STEEL	23070	183738	25143	254899
732111	COOKING APPLI&PLATE WARMER GAS	35677	207651	23937	163658
732112	COOK APPLI/PLAT WARMER LIQ FUL		21	14	543
732119	O-COKING APPLI INCL SOLID FUEL	7955	40901	2344	34118
732181	OTH APPLI FOR GAS & OTH FUELS	371	6973	72	9486
732182	OTH APPLI FOR LIQUID FUEL	188	7524		9024
732189	OTH APPL INCL APPLI SOLID FUEL		1306	971	2424
732290	OTH AIR HEATER&HOT AIR DUSTRBU	807	32860	87	158519
732310	IRON/STEEL WOOL,POT SCROEL ETC	16396	172276	18184	176081
732391	OTH BUCKETS OF CAST IRON ENAMA		1567	785	2349
732392	OTH H-HOLD ART CASTIRON ENAMA	1105	2711	188	1267
732393	OTH DOMESTIC UTENSILS STA-STEL	4198	38724	3265	44184
732394	OTH DOMESTIC UTENSIL IRON/STEL	26496	207913	25125	132664
732399	OTH H-HOLD ARTCL, PART THEREOF	76514	453595	51724	406861
732410	SINK&WASH BASIN STAINLESS STEL	7525	45336	2121	31823
732421	BATH TUBS CASTIRON W/N ENAMEL	2827	5745	1063	4601
732429	OTH BATH,SINK,W-BASIN ENA IRON	6089	72496	7821	71270

Contd.

10.11 Imports by Economic Categories (Detail)

(In Thousand Rupees)

ITEMS	FEBRUARY, 2016	FROM JULY, 2015	FEBRUARY, 2015	FROM JULY, 2014	
741539	OTH THREAD ARTICLES OF COPPER	6794	55453	10413	60553
741810	TABLE,KITCH/OTH HOUSEHOLD ARTI	54	928		3618
741820	OTH SANITARY WARE,PARTS COPPER	34	3981	359	3257
741991	CAST,MOULDED,STAM,FORGED,COPPE	223	954	27	1068
750720	TUBE OR PIPE FITTING NICKEL		25709	622	4313
750810	CLOTH,GRIL NETING OF NICK WIRE				1138
761490	OTH STRAN WIR,ROP,CABL,PL ALUM	655	2367863	225233	277790
761510	TABLE,KITCH,POT POLISHPAD ALUM	12111	46468	5638	45507
761520	SANITARY WARE&PATS OFALUMINIU	13	704	33	895
761610	NAILS,BOLT,NUT,SCREW ETC ALUMI	999	13730	117	6489
761691	CLOTH,GRIL,FENCING OF ALUM WIR	208	9771	1445	10739
780420	LEAD, POWDERS AND FLAKES		127		247
800300	TIN BAR, ROD, PROFILE AND WIRE	565	2100		135
810194	OTH UN-WROUGHT TUNGSTEN,BAR RD	200	200		173
810197	OTHER WASTE & SCRAP TUNGSTEN		181		
810295	OTH MOLYBEDNUM BAR,ROD,SINTER				1584
820900	PLATE STICK,TIPS TOOL CERMET	11320	68450	13118	55913
821000	HAND-OPERATE MECHANICAL APPL	1117	26963	588	12371
821110	SETS OF ASSORTED ARTICLES	356	710	63	900
821191	TABLE KNIVES HAVING FIX BLADE.	1353	14027	2305	14201
821192	OTH KNIVES HAVE FIXED BLADES.	5499	30605	2370	20847
821193	KNIVE OTH THAN FIXE BLADES.	281	2006	756	1937
821194	BLADES	542	10926	1504	5812
821195	HANDLES OF BASE METAL	42	456		963
821210	RAZORS	22206	499582	51399	696782
821220	SAFETY RAZOR BLADES,	28053	285601	1471	167581
821290	OTHER PARTS	1897	19691	1198	17202
821300	SCISSORS,TAILORS,SHEARS BLADE	3582	22789	3135	24939
821410	PAPER KNIVES,LETTER OPENER,ETC	17445	119497	16050	90629
821420	MANICURE OR PEDICURE SETS.	2711	28906	4619	32074
821490	OTH ARTICLES OF CUTLERY .	7353	50267	4187	25778
821510	SET OF ASORTED ARTICLE-PRECMTL	221	3226		363
821520	OTH SETS OF ASSORTED ARTICLE.	3740	13729	2418	14166
821591	OTH ARTICLE,NOT INSETS,PLATED		3		36
821599	OTHER ARTICLES	10924	55047	9283	38181
830110	PADLOCKS	159343	708090	40597	407433
830120	LOCKS FOR MOTOR VEHICLES.	3875	69759	7409	31228
830130	LOCKS FOR FURNITURE	84665	420874	69132	472899
830140	OTHER LOCKS	52518	444974	37514	280987
830150	CLASPS AND FRAMES WITH CLASPS.	51	609	4	1279
830160	PARTS OF LOCKS	3019	51754	5202	17625
830170	KEYS PRESENTED SEPARATELY	1158	13017	1192	9210
830210	HINGES	54474	275567	32966	205951
830220	CASTORS	15392	90854	4764	40173
830230	OTH MOUNTING,FITING MOT-VEHICL	634	3185	594	2278
830241	OTH MOUNTING,FITING BUILDING	675	13871	408	7124
830242	OTH MOUNTING,FITING FURNITURES	62973	380137	38720	307908
830249	OTH FITINGS OF BASE METAL N.S.	63409	242267	17632	124535
830250	HAT-RACKS,HAT-PEGS,BRACKET&FIX	1531	15570	1093	37624
830300	ARMOURED/REINFORCED SAF B-MTL.	1779	17180	3132	24900
830400	FILING CARD-INDEX CABINET/TRAY	1634	5318	382	6631
830510	FITTING FOR LOOSE-LEAF BINDERS	673	7089	885	10951
830520	STAPLES IN STRIPS	21161	127709	13930	78955
830590	OTH, INCLUDING PARTS	10109	60527	5035	44409
830610	BELLS,GONGS ETC.ELECTRIC METAL	1498	7416	426	5845
830621	STATUETT OTH ORNAMENT BASE MTL		64		27
830629	OTH STATUETT OTH ORNAMENT	2403	20496	927	8650
830630	PHOTOGRAPH,PICTURE FRAME MIRROR	639	2104	219	1321
830710	FLEXIBLE TUBING OF IRON/STEEL	8736	157251	4820	101327
830790	FLEXIBLE TUBING OF BASE METAL	17157	138633	13746	140118

Contd.

10.11 Imports by Economic Categories (Detail)

(In Thousand Rupees)

ITEMS	FEBRUARY, 2016	FROM JULY, 2015	FEBRUARY, 2015	FROM JULY, 2014
830810 HOOKS, EYES AND EYELETS	23962	147302	30195	173242
830820 TUBULAR OR BIFURCATED RIVET	27550	247960	32369	333257
830890 OTH ARTICLES B/METAL INC/PARTS	25515	243416	29808	293514
830910 CROWN CORKS OF BASE METAL		31552		15210
830990 OTH;SCREW CAPS POURING STOPERS	53403	378453	48609	377990
831000 SIGN-NAME PLATE,ETC.BASE METAL	2623	6713	13193	54322
831110 COATED ELECTRODE OF BASE METAL	104237	730785	85865	559962
831120 CORED WIRE OF BASE METAL,	5933	39707	5557	26614
831130 COATED RODS&CORED WIRE,B/METAL	14631	99812	9678	83559
851290 PARTS OF THE HEADING NO.85.12	2135	16279	2399	270737
852290 OTH T/COM EQ/AC HD 85.19-85.21	8325	40556	5556	77811
852321 CARDS INCORPORTAING MAG STRIPE	26435	210316	3364	73609
852329 MAGNETIC DISCS	3343	21974	4314	38183
852341 OTHER OPTICAL MEDIA UNRECORDED	11032	82666	6407	421419
852349 OTHER OPTICAL MEDIA	130380	3215698	187370	2770331
852351 SOLID STATE NON-VOLATILE STORA	122835	255238	9020	202565
852352 SMART CARDS SEMICONDC MEDIA	286661	2956342	291012	1965846
852359 PROXIMITY CARDS AND TAGS	14039	127178	64206	187810
870990 PARTS,H-NO.87.09 OF WORK TRUCK	168	17192		2963
871499 OTHER,PARTS AND ACCESSORIES	18673	121931	6378	96235
880390 OTH PARTS OF H-88.01 OR 88.02	203659	2924881	410989	2077838
902000 OTH BREATHING APP & GAS MASK,	8506	145672	4726	100092
902110 ORTHOPAEDIC/FRACTURE APPLIANCE	3423	26996	2096	28140
902121 ARTIFICIAL TEETH	33	834	2	1046
902129 OTHER; DENTAL FITTINGS	1277	18245	2078	15994
902131 ARTIFICIAL JOINTS	30499	285875	27976	207998
902139 OTH ARTIFICIAL PARTS OF BODY	121694	1354890	255198	1439084
902140 HEARING AIDS,EXCL PART/ACCESSO	3233	43363	3615	45494
902150 PACEMAKER STIMULAT HEART MUSCL	46282	261958	22115	189208
903300 PARTS& ACCE OF HEARING AIDS	16802	164578	20337	184698
910111 WRIST WATCH,ELE OPE,MECH DISPL	138	1664	2965	3568
910119 O-W-WATCH ELECTRICALLY OPERATED	1405	19453	3376	73689
910129 O-W-WATCH,W/N INCO.STOP WATCH	129	2327	213	824
910191 OTH. POCKET-WATCH ELE OPERATED	30	30		
910199 O-WATCHES INCL STOP WATCHES		3384	188	1133
910211 W-WATCH,MACH DISPL O/TH H-9101	13517	36892	12194	22191
910212 W-WATCH,OPTO ELECTRONIC DISPLY		89		
910219 O-W-WATCH W/N INCOR STOP WATCH	5410	122987	17290	118820
910221 W-WATCH,AUTO-WIND O/T H-9101	133892	136695		20
910229 O-W-WATCH O/THAN H-9101	64244	1423242	54481	713061
910299 O-POCKET/STOP WATCH O/T H-9101	1058	36111	6068	59144
910310 CLOCK WATCH MOVE ELECT OPERATD	77	1137		
910390 OTH,CLOCKS WATCH MOV EX.91.04	80	482	52	2644
910400 INS PANEL CLOCK-AIR&SPACECRAFT		12		356
910511 ALARAM CLOCK,ELECTRICALLY OPE.	1581	8242	1836	7158
910519 OTHER, ALARAM CLOCK	2141	7472	566	18838
910521 WALL CLOCK,ELECTRICALLY OPERAT	5698	30107	3795	9328
910529 OTHER WALL CLOCKS	5671	41868	6394	31853
910591 OTH,CLOCK ELECTRICALLY OPERATD	453	2685	46	4560
910599 OTHER CLOCKS	907	5395	65	3881
910610 TIME-REGISTER,TIME RECORDERS	53	3027	1022	7229
910690 OTH,TIME OR DAY RECORDING APPA	1006	30798	2761	17554
910700 TIME SWITCHES WITH CLOCK/WATCH	10284	95669	13307	70437
910811 WATCH MOVE ELEC.OPE MACH DISPL		154		1738
910812 WATCH OPTO-ELECTRONIC DISPLAY		129		21
910819 OTH,WATCH MOVE ELECT.OPERATED		463		1219
910890 OTH,WATCH MOVE COMPLETE ASSEMB	177	782		731
910910 ELE OPER.CLOCK MOVE COMP/ASSEM		111		270
910990 OTH CLOCK MOVEMENT COMP&ASSEMB	2779	11023	548	8393
911011 COMP MOVE,UNASSEMBLED WATCH		8234	269	4219

Contd.

10.11 Imports by Economic Categories (Detail)

(In Thousand Rupees)

I T E M S		FEBRUARY, 2016	FROM JULY, 2015	FEBRUARY, 2015	FROM JULY, 2014
911012	INCOM MOVE,ASSEMBLED OF WATCH		14		
911019	ROUGH MOVEMENTS,OF WATCHES				61
911090	OTH,COMP MOVE WATCH/CLOCK UN-A	264	954	25	4068
911120	WATCH CASES BASE METAL,W/N G/S		323		
911180	OTHER;WATCH CASES	781	3577	277	2718
911190	PARTS OF WATCH CASES	562	13677	6412	22999
911220	CLOCK CASE&CASE OF SIMIL GOODS	132	1864		5989
911290	PART OF CLOCK CASE/SIMILR CASE	98	1210	186	2201
911320	WATCH STRAPS,BAND OF BASE METL		569	69	370
911390	OTH,WATCH STRAPS,BANDS PART	936	5176	565	6825
911430	DIALS		658	156	301
911490	OTH;CLOCKS OR WATCH PARTS,N.S.	1427	12459	1747	11003
920110	UPRIGHT PIANOS		86		
920190	OTH,HARPSICHORD KEYBOARD STRIN		1161		69
920210	OTH STRING PLAYED WITH A BOW		558		115
920290	OTH,STRING MUSICAL INSTRUMENTS	148	4658	235	4166
920510	BRASS-WIND INSTRUMENTS		909	36	36
920590	OTH,WIND MISICAL INSTRUMENTS,NS				53
920600	PERCUSSION MUSICAL INSTRUMENTS	120	514	54	557
920710	KEYBOARD INS,O/THN ACCORDIONS	30	30	190	686
920790	OTH,MUSICAL INSTRUMENTS	265	4413	34	2183
920810	MUSICAL BOXES	377	1894	306	2275
920890	OTH;MECHANICAL STRET ORGAN,INS	2332	15790	1987	16301
920930	MUSICAL INSTRUMENT STRINGS		17		39
920991	OTH PARTS & ACCE FOR PIANOS.		60		
920992	PARTS&ACCE MUSICAL INS H-92.02		1583		428
920999	OTH;PARTS&ACCE(CARDS,DISCS)	444	534		144
930110	ARTILERY WEAPONS(GUNS/MORTAR)				2132
930120	GRENADE/ROCKET LAUNCHERS				56023
930190	OTHER MILITARY WAPONS	51672	87760		781298
930200	REVOLVERS PISTOLS,O/TH93.3.04	2480	245432	53216	563961
930310	MUZZLE-LOADING FIREARMS		5397		
930320	OTH,SPORTING,HUNTING SHOTGUNS	3204	9161	3545	50044
930330	OTH,SPORT,HUNTING,SHOTING RIFL		34023	77	6540
930390	OTH;FIREARMS,DEVIC OPE FIR EXP		1160		30400
930400	OTH,ARMS OF HEADING NO.93.07	3648	20937	106	12164
930510	PARTS ACCE OF REVOLVERS,PISTOL	1558	1558		845
930520	PARTS&ACC.SHOTGUNS/RIFL.H-9303		342		19526
930599	OTH PART&ACCE.ARTILERY H93.01		296		
930621	SHORTGUN CARTRIDGES		77536		44868
930629	OTH,PARTS OF SHORTGUNS CARTRIG		4146		
930630	OTH,CARTRIDG & PARTS THEREOF.	43667	58884	8298	139053
930690	OTH;AMMUNITION OF WAR & PARTS.			103	103
930700	SWORDS,CUTLASSES,BAYONETS,LANC		105		171
940110	SEATS OF A KIND USED,AIRCRAFT.		11533		21556
940120	SEATS FOR MOTOR VEHICLES.	2877	30229	729	14910
940130	SWIVEL SEATS VARIABLE HEIGHT.	16656	131738	12543	85254
940140	SEATS O/THN GARDEN SEATS,CAMP	1618	18216	1052	9180
940151	SEATS OF CANE,OSIER,BAMBOO.	42	1182	14	2862
940159	OTH SEATS AND PARTS THEREOF	117	3016	462	2033
940161	OT,SEATS UPHOLSTERED WOOD FRAM	1877	12409	2558	10776
940169	OTHER SEATS,WITH WOODEN FRAMES	715	27925	1181	11675
940171	OT-SEATS UPHOLSTERED METALFRAM	10242	76451	8461	41594
940179	OTHER SEATS;WITH METAL FRAMES	23593	160649	12861	104833
940180	OTHER SEATS WITH METSL FRAMES	19601	122529	52486	124252
940190	PART OF THE SEATS OF H-94.01.	130130	1063547	138704	1083526
940310	METAL FURNITURE USED IN OFFICE	1810	20704	3672	46084
940320	OTH,METAL FURNITURE O/THN OFFI	14395	220451	17437	102982
940330	WOODEN FURNITURE-OFFICE USE	7070	98185	25286	72647
940340	WOODEN FURNITURE-KITCHEN UES	19949	61787	5938	37362

Contd.

10.11 Imports by Economic Categories (Detail)

(In Thousand Rupees)

I T E M S		FEBRUARY, 2016	FROM JULY, 2015	FEBRUARY, 2015	FROM JULY, 2014
940350	WOODEN FURNITURE FOR BEDROOMS	42720	238944	28585	188027
940360	OTHER WOODEN FURNITURE	13431	91110	5238	159151
940370	FURNITURE OF PLASTICS	9802	48742	4501	48230
940381	FURNITURE OF OTHER MATERIAL		1648		301
940389	OTHER FURNITURE OF CANE, OSIER	1685	39593	5251	52329
940390	PARTS FURNITURE H -NO.94.03.	4299	59029	5410	45035
940410	MATTRESS SUPPORTS		294	661	4588
940421	MATTRESS CELLU RUBBER/PLSTIC	112	3682		1381
940429	MATTRESS OF OTHER MATERIALS	694	9965		1983
940430	SLEEPING BAGS	2523	5695		270
940490	OTH,ARTI BEDDING&SIMI FURNISH.	11407	49932	509	36098
940510	CHANDELIERS & OTH ELE CEILING.	315556	2501952	146343	1167685
940520	ELECTRIC TABLES,DESK,BEDSIDE	7403	56929	7344	50737
940530	LIGHTING SETS CHRISTMASTREES	8644	284325	1794	116024
940540	OTH ELE LAMPS,LIGHTING FITTING	204894	1194601	113071	1182989
940550	NON-ELE LAMPS LIHTING FITTING.	1120	4741	135	16206
940592	PARTS OF PLASTIC H-94.05,N.E.S	1511	6718	352	3375
940600	PREFABRICATED BUILDINGS.	227081	1635774	208958	1766798
950300	TRICYCLES,SCOOTERS,PADAL CARS	404602	2927431	344419	2703719
950420	ARTI&ACCE, BILLIARDS ALL KIND	2273	18381	3871	23803
950430	OTH GAMES OPERATED BY COIN	6698	66227	3930	48633
950440	PLAYING CARDS	5095	42473	7902	43498
950450	VIDEO GAMES CONSOLES&MACHINES		1868		745
950490	OTH;ARTICLES FOR FUNFAIR,TABLE	1770	26934	6434	34473
950510	ARTI FOR CHRISTMAS FESTIVITES.	362	13065	847	4889
950590	OTHER ENTERTAINMENT ARTICLES	43350	230881	25063	146116
950611	SNOW SKIS		53		
950612	SKI-FASTENINGS(SKI-BINDINGS)		107		20
950619	OTH;SNOW SKI EQUIPMENT.		8461		373
950629	OTH;WATER SKI,SURF BOARD W-SPO	6751	64243	214	1197
950631	GOLF CLUBS COMPLE/OTH GOLF EQU	550	1434		593
950632	GOLF BALLS	342	2943		3284
950639	OTHER;GOLF EQUIPMENTS	2655	7123	452	4667
950640	ARTI,EQUIP FOR TABLE-TENNIS.	1296	8111	1323	5817
950651	LAWN-TENNIS RACKETS,W/N STRUNG	127	3332	776	3225
950659	OTH; BADMINTON,SIMILAR RACKET	17071	125976	17200	78436
950661	LAWN TENNIS BALLS	12450	81929	15206	104630
950662	INFLATABLE BALLS	2040	13306	6406	21979
950669	OTH BALL O/THN GOLF,T-TEN BALL	3123	32870	5179	28445
950670	ICE SKATES,ROLLER INCL SKABOOT	431	10207	1015	4156
950691	EQUIP. FOR OTHER PHY EXERCISE	84450	618855	132266	572905
950699	OTHER;SPORTS GOODS N.E.S.	15000	143182	18093	189770
950710	FISHING RODS	57	998	57	580
950720	FISH -HOOKS,W/N SNELLED	204	3022		2927
950730	FISHING REELS	13	296		141
950790	OTH LINE FISHING TACKLE NETS	473	3227	38	767
950810	TRAVELLING CIRCUSES/MENAGERIES	38	36633	49630	98894
950890	SWINGS,SHOOTING GALLERIES ETC.	8983	201888	5423	88771
960110	WORKED IVORY,ARTICLES OF IVORY				513
960190	OTH,ANIMAL CARVING MATERIL,ART		385		269
960200	WORKED VEGE,MINERAL MATERIAL	73328	3519437	500456	3608171
960310	BROOM,BRUSHE,CONS TWIN,VEG-MAT	7054	13761	2019	7479
960321	TOOTH BRUSHE,INCL DENT-PLA BRU	49218	337482	52863	343962
960329	OTH;SHAVING,HAIR,NAIL BRUSHES.	8514	52365	7874	48430
960330	ARTST,WRITING,SIMILAR BRUSHES	2152	14270	818	15621
960340	PAINT,DISTEPER,VARNISH BRUSHES	1639	14770	843	15478
960350	OTH BRUSHES CONSTI PART MACHIN	10518	33740	1573	28984
960390	OTH;HAND OPE MECHANICAL F-SWEPR	31978	243037	37897	217231
960400	HAND SIEVES AND HAND RIDDLES.	70	233		795
960500	TRAVEL SETS FOR PERSONALTOILE.	10	3393		978

Contd.

10.11 Imports by Economic Categories (Detail)

(In Thousand Rupees)

I T E M S		FEBRUARY, 2016	FROM JULY, 2015	FEBRUARY, 2015	FROM JULY, 2014
960610	PRESS-FASTENERS,SNAP-FASTENER.	17876	148064	15123	133924
960621	BUTTON OF PLASTICS,NOT COVERED	62769	377000	31174	264673
960622	BUTON OF BASE METAL,COVER TXT	17109	166974	28058	235988
960629	OTHER BUTTONS	46185	270901	35875	615802
960630	BUTTON MOULD,PART,BUTTON BLANK	51	240	8	2676
960711	SLIDE FASTENER FIT CHAIN SCOP.	17320	204006	24763	259535
960719	OTHER;SLIDE FASTENERS	116594	731297	92692	1240011
960720	PARTS; SLIDE FASTENERS	12384	103273	36553	193531
960810	BALL POINT PENS	6627	116930	19757	112347
960820	FELT TIPPED.PORUS TIPPED PEN	47760	188429	28343	145592
960830	FOUNTAIN PEN,STYLOGRADH PEN	851	40864	7674	58239
960840	PROPELLING OR SLIDING PENCILS		263	200	1218
960850	SETS OF ARTICLS FROM TWO FOR-H	1610	5851	628	3834
960860	REFILLS FOR BALL POINT PEN.	15097	132116	10967	88718
960891	PEN NIBS AND NIB POINTS	39061	263439	24141	178255
960899	OTH;PEN,PENCIL,SIMILAR HOLDER	21700	194400	20831	184976
960910	PENCILS&CRAYON W-LEADS ENCASD.	131598	948437	210578	849378
960920	PENCIL LEADS,BLACK OR COLOURED	25019	202661	25988	181493
960990	OTH;PENCIL,DRAWING CHARCOALS.	13176	76429	9729	75745
961000	SLATES&BOARDS,WRITNG/DRAWIN	3502	19812	1619	12140
961100	DATE,SEALING OR NUMBERING STAM	1615	9353	479	10344
961210	TYPEWRITER OR SIMILAR RIBBONS	12480	83315	9002	80452
961220	INK-PADS		787	37	669
961310	POCKET LIGHTERS,GAS FUELLED	15595	143472	5232	60912
961320	POCKET LIGH,GAS FUELL,REFILLAB	3835	38377	151	8726
961380	OTHER LIGHTERS	3660	14965	1480	26791
961390	PARTS OF CIGARETTE LIGHTERS	111	213	81	541
961400	SMOKING PIPE&CIGAR OR CIG.HOLD	469	7229	648	7411
961511	COMBS,HAIR-SLIDES,OF HARD RBER	4019	30130	2332	15099
961519	OTH;HAIRPINS,CURLING PINS,LIKE	3926	27031	3341	19722
961590	OTH;COMES HAIR-SLIDES,LIKE,PAR	51646	377952	56848	334077
961610	SCENT SPRAY SIMI TOILET SPRAY	6001	83292	9807	104004
961620	POWDER-PUFFS&PADS FOR APPLICA	2029	11620	785	7899
961700	VACCUM FLASKS&OTH VACUM VESS	55856	505032	47186	420878
961800	TAILORS,DUMMIERS&OTH LAY FING.	7385	39739	2282	43701
970110	PAINTING,DRAWING,PASTELS.		887	1348	5371
970190	OTH COLLAGES&SIMI DECORATIVE	4914	12858	127	7789
970200	ORIGINAL ENGRAVINGS,PRINTS.			137	157
970300	ORIGINAL SCULPTURES&STATUARY	672	3819		12132
970400	POSTAGE&REVENUE STAMPS,ST-POS		53		
970500	COLLECTIONS&COLLECTORS, PIECS.		1239		309
990900	TRANSACTIONS LESS THAN RS.1000	1853	24175	2956	11563
991000	SAMPLES HAVING NO-COMMER VALUE	476049	4923667	43589	372209
2. RAW MATERIAL TOTAL (A + B)		168500108	1494689005	168096637*	1737323009
A. CONSUMER GOODS TOTAL		136562412	1227090697	140026141*	1484050163
50400	GUTS,BLADERS,STOMACH OF ANIMAL	985	9092	1140	7787
50510	FEATHER,USED FOR STUFFING;DOWN		135		311
50590	OTH SKINS AND PARTS OF BIRDS	26109	185360	11800	147620
50610	OSSEIN,BONES TREATED WITH ACID		10343	434	24554
50690	OTH POWDER & WASTE OF BONES	1272	16475	529	5657
50790	OTH TORTOISE-SHELL WHALEBONE		1640		2446
50800	CORAL&SIMILAR MATERIAL/POWDER	70	691	835	2027
51000	AMBERGRIS,CASTOREUM CIVET,MUSK	48	398	57	417
51110	BOVINE SEMEN	2172	46342	7258	67972
51191	PRODUCTS OF FISH, CRUSTACEANS		1584		191
51199	OTH ANIMAL PRODUCTS NOT ELSWHE	87	392		392

Contd.

10.11 Imports by Economic Categories (Detail)

(In Thousand Rupees)

I T E M S		FEBRUARY, 2016	FROM JULY, 2015	FEBRUARY, 2015	FROM JULY, 2014
60110	BULBS TUBERS,TUBEROUS,ROOT,ETC		84361	11786	49946
60120	BULB TUBERS,ROOTS,CHICORY PLAN	708	708		
60210	UN-ROOTED CUTTING AND SLIPS		426	134	681
60220	TREES,SHRUBS,BUSHES,GRAFTED		516		
60240	ROSES,GRAFTED OR NOT		61		
60290	OTHER LIVE PLANTS	46726	126821	24231	64327
60311	ROSES FRESH	1251	9061	819	4183
60313	ORCHIDS FRESH		166		13
60314	CHRYSANTHEMUMS FRESH	3061	29892	2577	26033
60315	LILIES FRESH		440	20	633
60319	OTH FRESH FLOWER,BUDS FOR BOUQ	2063	7500	344	7719
60390	OTH FLOWERS & FLOWERS BUDS	1190	4798	1051	1934
60490	O.PARTS OF PLANTS FOR BOUQUETS		23		
110812	MAIZE (CORN), STARCH	9573	141072	4256	38017
110813	POTATO, STARCH	46894	290414	40316	360881
110814	MANIOC (CASSAVA) STARCH	1104	14111	6357	37204
110819	OTHER STARCHES	1007	3601	62	2484
110820	INULIN	5807	11725		9640
110900	WHEAT GLUTEN,WHETHER/NOT DRIED	9575	94302	9871	72663
120110	SOYA BEAN SEED	2596224	20846581		606727
120190	SOYA BEAN,W.OR-N-BROKEN/SHELED	37	112		103452
120230	GROUND-NUTS SEED				35
120241	OTH GROUND NUTS IN SHELL	75461	630687	60568	663204
120242	GROUND-NUTS SHELLED BROKEN/N-B	121704	1025769	55292	765081
120300	COPRA	155347	1316189	98211	1109699
120400	LINSEED,WHETHER OR NOT BROKEN		404		1396
120510	LOW ERUCIC ACID RAPE/COLZASEED	4254664	27870421	3099629	46194663
120590	OTHER RAPE/COLZA SEED				74757
120600	SUNFLOWER SEED,WHETH/NOT BROKE	1064	786182	55962	9850729
120721	SEEDS FOR CROP (COTTON SEEDS)		11		
120740	SESAMUM (SESAME) SEEDS		48		2148
120750	MUSTARD SEEDS		74722	307	51651
120760	SAFFLOWER SEEDS	360	4333		
120770	MELON SEEDS		3502	1869	7200
120791	POPPY SEEDS				255
120799	OTH,OIL SEED/OLEAGINOUS FRUITS	3188	49256	8768	96981
120810	FLOUR AND MEALS OF SOYA BEANS	988	2967	3573	5076
120890	FLOUR/MEALS OF OTH OIL SEEDS		750		125
120910	SUGAR BEET SEED USE FOR SOWING		53425		61720
120921	LUCERNE (ALFALFA) SEED	17667	633928	3352	171933
120922	CLOVER (TRIFOLIUM) SEED		2280661		1712345
120925	REY GRASS SEED		80		2059
120929	OTHER SEEDS OF FORAGE PLANTS	468938	752761	209118	434934
120930	SEED OF HERBACEOUS PLANTS	1692	5309	555	4170
120991	OTHER; VEGETABLE SEEDS	406633	2933397	245309	2126304
120999	OTH SEEDS OF FRUIT FOR SOWING	135348	1229710	89047	1029837
121190	OTH PLANTS AND PARTS OF PLANTS	55403	424489	48899	434179
121221	SEAWEDS/ALGAE FIT FOR HUMAN	85	1786	23	1251
130190	OTH;NATURAL GUM,RESIN & BALSAM	36175	248300	23567	208502
130212	SAP AND EXTRACTS OF LIQUORICE	17	17		367
130213	SAP AND EXTRACTS OF HOPS		113		
130219	OTH SAPS & EXTRACT OTH VEG SAP	47274	278963	16470	233654
130220	PECTIC SUBSTANCES,PECTINATES	37405	112254	12798	73459
130231	AGAR-AGAR	7520	36165		49057
130232	MUCILAGES&THICKENERS,LOC SEED	20198	113902	4951	64424
130239	OTHER MUCILAGES AND THICKENERS	23976	257494	23983	200549
140110	BAMBOOS	5523	23516	5318	27804
140120	RATTANS	4206	56045	7190	47714
140190	OTH VEG MATERIAL USED PLAITING		202		
140490	TENDU LEAVES(BIDI LEAVES)	217445	1964524	217039	1803753

Contd.

10.11 Imports by Economic Categories (Detail)

(In Thousand Rupees)

ITEMS	FEBRUARY, 2016	FROM JULY, 2015	FEBRUARY, 2015	FROM JULY, 2014
150190	POULTRY FAT OTH THAN H-02.09	1916	7620	12411
150210	TALLOW (OTHER THAN OF H-15.03)	77406	722553	182241
150410	FISH-LIVER OILS THEIR FRACTION		1040	3795
150420	FATS OILS THEIR FRACT OF FISH	17	1775	
150500	WOOL GREASE,CRUDE,FETTY SUBS	1824	40513	4032
150600	OTH ANIMAL FATS AND OILS/FRACT	435	1150	48122
150710	SOYABEAN OIL & ITS FRACT CRUDE	1910137	14378515	5223
150790	OTH SOYABEAN OIL & IT FRACTION	21918	88797	20347
150890	OTH GROUND NUT OIL & ITS FRACT	698	7382	1915
150910	OLIVE OIL & ITS FRACT (VIRGIN)	6143	109073	7480
150990	OTH OLIVE OIL & ITS FRACTIONS	82998	434725	46118
151000	OTH OIL/FR,INCL BLENDS OF OIL		366	377977
151110	PALM OIL & ITS FRACTIONS CRUDE	551408	4128139	611518
151190	OTH PALM OIL & ITS FRACTIONS	13546107	108823734	12687256
151219	OTH SUNFLOWER SEE&SAFLOWER OIL	250	20811	2669
151229	OTH COTTON SEED OIL & IT FRACT	25	36	36939
151311	COCONUT OIL,ITS FRACTION CRUDE	3136	34477	80417
151319	OTH COCONUT OIL,ITS FRACTIONS	82596	540747	46197
151329	OTH PALM KERNEL/BABASSU OIL	121336	594784	53195
151419	OTH COLZA/MUSTER OIL,FRA/CRUDE	574	713	60
151499	OTH RAPE SEED OIL ITS FRACTION	19	728	2149
151519	OTH LINSEED OIL & ITS FRACTION	308	727	341
151529	OTH MAIZE OIL & ITS FRACTIONS	12913	52303	2144
151530	CASTOR OIL AND ITS FRACTIONS	3373	38488	24942
151550	SESAME OIL & ITS FRACTIONS	396	2654	495
151590	OTH FIXED VEGETABLE OILS/FRACT	1347	13420	556
151620	VEG FATS/OILS AND ITS FRACTION	113789	1260156	146536
151710	MARGARINE,EXCL LIQUID MARGARIN	3904	150988	14383
151790	OTH MARGARIN,EDIB MIX/PREP ETC	68967	790415	94494
151800	ANIMAL/VEG FAT/OILOXIDISE ETC	3842	117904	19189
152000	GLYSEROL,CRUDE WATER & LYES	56	1675	57
152110	VEG WAX WHETHER OR NOT REFINED	12808	37983	538
152190	OTH BEES WAXES,OTH INSECT WAX	5260	34899	1345
152200	DEGRAS,RESIDUES ANIM/VEG WAXES	4787	15001	930
160100	SAUSE,PROD MEAT-FOOD PREP OFFL	203	5802	256
220710	UNDENATURE ETHYL ALCOHOL O/SPR		531	4483
220720	ETHYL ALCOHOL/OTH SPIRITS DEN			524
240120	TOBACO-WHOLY/PARTLY STE/STRIP	69462	862438	87539
240130	TOBACCO REFUSE	8035	21682	1027875
251010	AAT,C/PHOS,ALUM/C/PHOS&PH/CUG	265736	5134852	235346
251020	AAT,C/PHOS,ALUM/C/PHOS&PH/CGD		2076	1471
270810	PITCH	2864	17765	1184
270820	PITCH COKE		1267	2495
270900	PETROLEUM OILS FROM BITUMINOUS	12985935	176910261	16800726
271019	KEROSENE,INCL KER.TY. JET FUEL	16970482	185051537	29469898
271020	PETROLEUM OILS(OTH THAN CRUDE)	11	11	302707484
271091	WASTE OIL (PCBs),(PCTS),(PBBS)		2039	6
271099	OTH WASTE OILS	231	29347	479
271111	NATURAL GAS,LIQUIFIED	5086192	31540131	4818
271112	PROPANE, LIQUIFIED		17644	522
271113	BUTANES, LIQUIFIED		5	19203
271114	ETHYLENE,PROPYLENE,BUTYLENE		209	376
271119	OTH GAS HYDROCARBONS LIQUIFIED	2187908	11766124	1571870
271121	NATURAL GAS,IN GASEOUS STATE			6835019
271290	OTH PETROLEUM WAX ETC	28619	146570	51361
271311	PETROLEUM COKE;NOT CALCINED		491057	528
271312	PETROLEUM COKE; CALCINED	2216	33442	1872
271320	PETROLEUM BITUMEN	526605	3062577	107376
271490	OTH BITUMEN & ASPHALT NATURAL.	2443	23094	1802
290110	SATURATED ACYCLIC HYDROCARBONS	685	11395	4115

Contd.

10.11 Imports by Economic Categories (Detail)

(In Thousand Rupees)

I T E M S		FEBRUARY, 2016	FROM JULY, 2015	FEBRUARY, 2015	FROM JULY, 2014
290121	UNSATURATED ETHYLENE.	345129	4889875	627965	7344184
290123	UNSATURAT BUTENE/ISOMER THROF		13		
290129	OTH UNSATURATE ACYLIC HYDCARBN		4431	386	6290
290211	CYCLOHEXANE		94	80	8734
290219	OTH CYCLANES/CYCLOTERPENES	19730	206016	13935	151333
290220	BENZENE, PURE		5		76
290230	TOLUENE, PURE	23174	438076	38888	519750
290241	O-XYLENE	487	923492		1240009
290242	M-XYLENE		3415		107
290243	P-XYLENE	2454918	17014664	1931293	24788934
290244	MIXED XYLENE ISOMERS	6836	117101	1997	42304
290250	STYRENE	462327	3656814	327004	4237253
290290	OTH CYCLEC HYDROCARBONS	9047	106839	5580	171518
290311	CHLOROMETHANE,& CHLOROETHANE		3621	30	613
290312	DICHLOROMETHANE(METHYLEN CHLRD	35530	326187	18754	237760
290313	CHOLOROFORM(TRICHLOROMETHANE)	28723	256380	9469	138265
290315	ETHYLENE DICHLORIDE(1,2-DI CH)	208285	1143946	159592	1248677
290319	OTH SATAR DERIV ACYCL HYDCARBN	3557	32632	561	45189
290322	UNSATURATED TRICHLOROETHYLENE	12981	130444	17453	203633
290323	UNSATURATE TETRACHLOROETHYLENE	2224	74594	6363	73949
290329	OTH UNSATUR DERIV ACYCL H'CARB	13	13		
290339	OTH FLUORINATED,BRO DERIVATIES	76306	481917	50826	472029
290371	CHLORODIFLUOROMETHANE		48240		55193
290372	DICHLOROTRIFLUOROETHANS		2189		
290373	DICHLOROFLUOROETHANES		7689		10467
290377	PENTACHLOROFLUORO METHANE	396	14704	412	10447
290379	OTH CHLORODIFLUOROMETHANE	6	368133	264	437709
290389	OTH HELOGEN DERIV CYCLANIC ETC	41	41		
290391	CHLOROENZENE,O-DI/P-DI CHLORO	28	9723		7169
290399	OTH HALOGENATED DERIV H.CARBON	5179	14263	4112	38744
290410	DERIV SULPHO GRP IT SALT/EYHYL	9790	70570	310	56216
290420	DERIVAT ONLY NITRO/NITRO GROUP	1907	17619	2533	27210
290490	OTH,SUPHO,NITRAT NITROS H'CARB	3829	24008	1229	26050
290511	SATURAT METHANOL(METHYL ALCHL)	297845	2249138	403511	2359555
290512	PROPYL/ISOPROPYL ALCOHOL	80454	849670	118959	932788
290513	SATUR BUTAN-I-01(N-BUTYLALVHL	8303	78574	7439	49580
290514	OTHER SATURATED BUTANOLS	31597	169217	4237	100399
290516	SATUR OCTANOL/ISOMERS THEREOF	206119	1976235	159531	2125543
290517	DODECAN-1-O1HEXADECAN/OCTADEC	2241	53969	3399	39726
290519	SATUR MONOHYDRIC ALCOHOLS	1702	14811	1394	29949
290522	UNSATUR ACYCLIC TERPENE ALCOHL	4020	85064	315	44121
290529	OTH UNSATUR MONOHYDRIC ALCOHOL	1880	8031	746	4659
290531	ETHYLENE GLYCOL(ETHANEDIOL)MEG	1263060	12869158	1515398	14006808
290532	PROPYLEN GLYCOL(PROPAN-1,2-DIO	108088	717687	137040	827129
290539	OTHER, DIOLS	6990	70529	641	29450
290541	2-ETHYL-2(HYDROXYMETHLY-PROPAN	2679	13354	3612	15570
290542	PENTAERYTHRITOL	40885	403981	24392	323598
290543	MANNITOL	10124	79603	6336	77663
290544	D-GLUCITOL (SORBITOL)	584	18767	2937	21878
290545	GLYCEROL	41189	338024	52579	494430
290549	OTHER,POLUHYDRIC ALCOHOLS	30	8703	4994	19776
290559	OTHER HALOGENATED, SULPHONATED	2379	10784	1437	8712
290611	MENTHOL	16084	217518	23126	227530
290612	CYCLOEXANOL,METHYL/DIMETHYL		3204		2812
290613	STEROLS AND INOSITOLS	2045	10428	1452	13329
290619	OTH,CYCLANIC,CYCLNIC CYCLOTER	23954	94256	8508	59744
290621	BENZYL ALCOHOL	4035	38517	1287	46529
290629	OTH,AROMATIC CYCLIC ALCH HALOG	2250	38591	3491	24667
290711	PHENOL(HYDROXYBENZENE)IT SALT	10314	305896	85443	307789
290712	CRESOLS AND THEIR SALTS	73	7120	184	1975

Contd.

10.11 Imports by Economic Categories (Detail)

(In Thousand Rupees)

ITEMS	FEBRUARY, 2016	FROM JULY, 2015	FEBRUARY, 2015	FROM JULY, 2014
290713 OCTYLPHENOL,NONYLPHENOL/ISOMER		296		2256
290715 NAPTHOLS & THEIR SALTS	6	9920	2	6812
290719 OTHER MONOPHENOLS	441	21600	904	12348
290721 RESORCINAL AND ITS SALTS	87	19383	4	10073
290722 HYDROQUINONE (QUINOL)ITS SALT	1576	20257	383	13754
290723 4,4-ISOPROPYLDENEDIPHENOL/SALT	12104	41528	18944	56262
290729 OTHER, POLYPHENOLS	6052	72314	8481	67361
290819 OTH DERI CON ONL HALOGEN SUBST		10707		8265
290891 DINOSEB (ISO)AND ITS SALTS				81
291511 FORMIC ACID	27765	255823	15025	182746
291512 SALTS OF FORMIC ACID	19987	248280	8144	330599
291513 ESTERS OF FORMIC ACID	1081	6659	519	1265
291521 ACETIC ACID	174637	1483570	90383	1657938
291524 ACETIC ANHYDRIDE		38		
291529 OTH,ACETIC ACIDE & ITS SALTS	6583	47088	4355	48426
291531 ETHYL ACETATE	236	34494	12497	50200
291532 VINYL ACETATE	125594	1118185	146836	1421334
291533 N-BUTYL ACETATE	1657	7316	1	2332
291536 DINOSEB (ISO) ACETATE				697
291539 OTHER,ESTERS OF ACETIC ACID	73913	664765	63474	938734
291540 MONO/DI/TRICHLOROACETIC ACID-S	1319	3617	905	4033
291550 PROPIONIC ACID,ITS SALT/ESTERS	2463	50678	3857	58511
291560 BUTYRIC/VALERIC ACID/SALT/ESTR	14222	179613	13977	152924
291570 STEARIC ACID	24700	130584	12717	110057
291590 OTH SAT ACYCLIC MONOCARBOXYLIC	72440	753425	98355	618680
291611 UNSATU ACRYLIC ACID/ITS SALTS	11553	118055	14172	115497
291612 UNSATURATE ESTER ACRYLIC ACID	94477	1007673	91849	1247233
291613 UNSATU METHACRYLIC ACID/SALTS	2190	11607	825	11888
291614 UNSATU ESTER,METHARYLIC ACID	52376	509412	30237	338056
291615 OLEIC,LINOLEIC/LINOLENIC ACID	54	9729	1069	9692
291619 OTH UNSAT ACYLIC M/CARBOX ACID	10624	79364	13714	77293
291620 CYC-LANIC,LENIC LOTEPHENI ACID	17613	90931	22476	78784
291631 BENZOIC ACID,ITS SALTS/ESTERS	9420	141684	26093	156661
291632 BENZOYL PEROXIDE/BENZYL CHLRID	1188	15973	2067	13467
291634 PHENYLACETIC ACID & ITS SALTS		697		1158
291639 OTH,ARMATIC MONOCARBOXYIC ACID	172256	1009644	97004	481725
291711 OXALIC ACID/ITS SALTS/ESTERS	11975	130532	10381	91147
291712 ADIPIC ACID,ITS SALTS/ESTERS	39692	318893	19297	226904
291713 AZELAIC/SEBACIC ACID/SALT/ESTR	250	21969	4	18297
291714 MALEIC ANHYDRIDE	22452	100526	25079	118353
291719 OTH ACYCLIC POLYCARBOXYL ACID	10380	68676	8898	35262
291720 CYC-LANIC,LENIC LOTERPENC ACID	2278	12995	996	7315
291732 DIOCTYL ORTHOPHTHALATES		5380	3118	3118
291733 DINONY/DIDECYL ORTHOPHTHALATES		4141		3416
291734 OTH ESTERS ORTHOPHTHALIC ACID	14887	113253	11422	121563
291735 PHTHALIC ANHYDRIDE	36896	401824	30610	372956
291736 TERPHTHALIC ACID AND ITS SALTS	132754	1944640	302	1375635
291737 DIMETHYL TEREPHTHALATE			3	3
291739 OTH POLYCARBOXYLIC ACIDS/DERIV	45820	195325	36447	414524
291811 LACTIC ACID,ITS SALTS/ESTERS	8713	101774	6250	83335
291812 TARTARIC ACID	1289	42943	219	46710
291813 SALT & ESTER OF TARTARIC ACID	127	3759		810
291814 CITRIC ACID	106831	1019482	106711	812045
291815 SALTS & ESTER OF CITRIC ACID	19883	179188	14043	167582
291816 GLUCONIC ACID,SALTS & ESTERS	60754	447532	44682	403858
291818 CHLOROBENZILATE (ISO)				27
291819 OTH CARBOXYLIC ACID W/ALCOHOL	9382	78922	4529	58450
291821 SALICYLIC ACID AND ITS SALTS	1740	18769	1098	12714
291822 O-ACETYLSALIC ACID/SALT/ESTER	17518	91887	2771	94127
291823 OTH ESTER,SALICYLIC ACID/SALTS	484	14347	1733	7221

Contd.

10.11 Imports by Economic Categories (Detail)

(In Thousand Rupees)

I T E M S		FEBRUARY, 2016	FROM JULY, 2015	FEBRUARY, 2015	FROM JULY, 2014
291829	OTH CARBOXYLIC ACID+PHENOL FUN	10580	147862	3720	76961
291830	CARBOXYLIC ACID+ALDEHYDE/KETON	1486	47441	18420	79931
291891	2,4,5-T(ISO)(2,4,5-TRICHLOROPH		9974		9161
292990	OTH COMP WITH OTH NITROGN FUNC	16375	165468	22464	171480
293020	THIOCARBAMATE/DITHIOCARBAMATES	2758	361081	127923	1188844
293030	THIURAM MONO-,DI-,TETRASULPHID				38111
293040	METHIONINE	440537	4361782	432431	2567801
293090	OTHER ORGANO-SULPHUR COMPOUNDS	6167	604972	388913	645663
293110	TETRAMETHYL LEAD&T-ETHYL LEAD	4487	21864	56	20282
293120	TRIBUTYL TIN COMPOUNDS	665	1350		
293190	OTH O-ALKYL&(O-2-(DIALKYL,COMP	46874	616793	71684	570033
293211	TETRAHYDROFURAN	1150	6589	2423	2828
293212	2-FURALDEHYDE (FURFURALDEHYDE)	34492	34494		
293213	FURFURYL ALCOH/TETRAHYDRFURFYL		426	105	105
293219	OTH COMP UNFUSED FURAN RING	6254	44424	8761	50349
293220	LACTONES	24039	139136	12649	125678
293299	OTH HETEROCYCLIC COMP W/OXYGEN	186932	941542	224337	1003414
293311	PHENAZONE & ITS DERIVATIVE	3891	14286	901	20246
293319	OTH COMP UNFUSE PYRAZOLE RING	2060	98928	7777	48883
293321	HYDANTOIN AND ITS DERIVATIVES	2782	16752	1447	9947
293329	OTH COMP UNFUSE IMIDAZOLE RING	137072	945704	82207	895986
293331	PYRIDINE AND ITS SALTS	251	4181	151	4265
293333	ALFENTANIAL(INN)(ANILERIDINE)		169995	563	277653
293339	OTH COMP UNFUSE PYRIDINE RING	264421	2067190	358542	2067043
293349	OTH COMP QUINOLIN/ISO-QUINOLIN	107247	1175427	145304	1344484
293353	ALLOBARBITAL(INN)(AMBARBITAL)		3755	382	4461
293354	OTH DERIVATIVES OF MALONYLUREA		738		
293359	OTH COMP PYRIMIDINE/PIPER RING	252047	1931176	270533	1627475
293361	MALAMINE	52969	361899	36798	320472
293369	OTH COMP UNFUSE TRIAZINE RING	175789	395784	225095	522530
293371	6-HEXANELACTAM(EPSILON-CAPROL)	2836	4232	920	3522
293379	OTHER LACTAMS	43383	391716	20081	434258
293391	ALPRAZOLAM(INN) CAMAZEPAM(INN)		59419	344	54567
293399	OTHER HETROCYCLIC COPMOUNDS	230148	1410517	156377	1629524
293410	COMP UNFUSE THIAZOLE RING	42227	222516	25898	204874
293420	COMP BENZOTHAZOLE RING SYSTEM	2361	40807	7514	75533
293430	COMP PHENOTHIAZINE RING SYSTEM	1778	20898	1824	27455
293491	AMINOREX(INN),BORTIZOLAM(INN)		340	1754	13672
293499	OTHER NUCLEIC ACIDS&SALTS	508865	4271410	433319	3822721
293999	OTH VEGETABLE ALKALOIDS NATURL	20661	243473	17069	213870
294190	OTHER ANTIBIOTICS.	652055	4607215	547618	4537966
310100	ANIMAL/VEG FERTILIZER/PRODUCTS		66682		48900
310210	UREA,WHET OR NOT AQUEOUS SOLUT	117	1582251	9084809	14802559
310221	AMMONIUM SULPHATE	70320	686300	24988	460258
310229	MIX AMMONIUM SULPHATE/NITRATE		59237		170559
310230	AMMONIUM NITRAT,WHET/NOT AQUES		158426	16988	219298
310240	MIXT,AMMONIUM NITRAT/CALC CARB	285	702		143
310250	SODIUM NITRATE	9570	70050	6106	87841
310260	MIXT,CALCIUM/AMMONIUM NITRATE	1088	1088	1417	2840
310280	MIXT UREA/AMMONIUM NITRAT SOLU	6233	6445929	51	7321525
310290	OTH,MIN/CHEM NETROG FERTILZER	1175	38284		44350
310310	SUPER-PHOSPHATES	70104	294340		75429
310390	OTH,MIN/CHEM FERTILIZE PHOSPHT	6819	6819		35
310420	POTASSIUM CHLORIDE	67074	417552	9818	553404
310430	POTASSIUM SULPHATE	67101	1218087	35595	651235
310490	OTH,MIN/CHEM FERTILIZE POTASIC	65139	597987	158798	1274585
310510	MIN/CHEM FERTILIZER >10KG	1741	4246		12962
310520	MIN/CHEM FERTZ ELEM NIT/PHO/PT	61855	247580	15008	172819
310530	DIAMMONIUM HYDROG ORTHO-PHOSPH	2364755	51859340	3229383	43255234
310540	AMMONIUM DIHYDROGEN ORTHO-PHOS	5210	21067		28225

Contd.

10.11 Imports by Economic Categories (Detail)

(In Thousand Rupees)

I T E M S		FEBRUARY, 2016	FROM JULY, 2015	FEBRUARY, 2015	FROM JULY, 2014
310551	CHEM FERTZ CON NITRAT/PHOS		172353	1958	6712
310559	OTH MIN/CHEM FERTZ NITRAT/PHOS		914069	337043	540484
310560	MIN/CHEM FERTZ ELEM PHOS/POTAS		1321	672	7449
310590	OTH MINER/CHEMICAL FERTILIZER	6650	103466	3618	175634
320110	QUEBRACHO EXTRACT		35807	6222	69266
320120	WATTLE EXTRACT	25349	236745	7452	294771
320190	OTH TANNING/EXTRACT VEG/GAMBER	40759	314865	36388	315169
320210	SYN ORGANIC TANNING SUBSTANCE	102698	1058717	151113	1147400
320290	OTH,INORGANIC TANNING SUBSTANCE	69214	694390	75300	821508
320300	COLOUR MATTER,VEG/ANIMAL	8710	42376	771	36127
320411	DISPERSE DYES/PREP BASE THEROF	236143	2021274	174952	1458920
320412	ACID DYES PREMETALISE/PREP/DYE	86711	910494	144749	1138415
320413	BASIC DYES/PREP BASE THEREON	75470	613075	39454	560233
320414	DIRECT DYES/PREP BASE THEREON	23101	252085	48239	276743
320415	VAT DYES INCL PIGMENT/PREPARAT	346924	2391214	175050	1961141
320416	REACTIVE DYES PREP BASE THREON	615013	5266355	735944	5527927
320417	PIGMENT PREP BASE THEREON	245175	1929844	189857	1691880
320419	OTH SYN ORGN COLOURING MATTER	178211	1089597	85517	894476
320420	SYN ORGN PROD USE FLUORESCENT	62785	465036	39795	446411
320490	OTH,SYN ORGN COLOURING MATTER	13716	45361	504	42623
320500	COLOUR LAKES,PREP AS SPECIFIED	18534	176722	21289	133984
320611	PIGMENT PREP TITANIUM DIOXIDE	352130	3461525	317462	3573138
320619	OTH,PIGMENT/PREP TITANIUM DIOX	4140	72971	5587	73397
320620	PIGMENT/PREP,CHROMIUM COMPOUND	7407	120602	10513	72942
320641	ULTRAMARINE/PEP BASE THEREON	3910	29569	2281	24149
320642	LITHOPONE/OTH PIGMENT/ZINC SUL	133	22581	25	18106
320649	OTH,COLOURING MATTER PREPARATN	55469	448703	47291	384267
320650	INORGANIC PRO USE LUMINOPHORES	284	2568	235	2128
320710	PREP PIGMENT/OPACIFIER/COLOURS	19748	114784	23707	145792
320720	VITRIFIABLE ENAMEL/GLAZE/ENGOB	14872	61445	787	44949
320730	LIQUID LUSTER/SIMILAR PREPARAT	3296	11150	68	12973
320740	GLASS FRIT/POWDER GRANULE/FLAK	76147	570304	112434	679805
320810	PAINT/VARNISH BASE ON POLYSTER	43296	190873	30463	134975
320820	PAINT/VARNISH,ACRY/VINYL POLYM	37515	362398	39359	248177
320890	OTH PAINT BASED ON POLYAMIDES	144537	1177102	107845	967730
320910	PAINT/VARNISH ACRY/VINYL POLYM	12946	81994	13824	60201
320990	PAINT/VARNISH,SYN POLYMER/AQS	8724	122597	11225	125947
321000	OTH PAINT & VARNISH FOR LEATHE	10179	108822	13811	141701
321100	PREPARED FOILS.	16919	105862	19537	111034
321210	STAMPING DRIERS	5444	162556	15558	203108
321290	OTH,PIGMENT DISPERSE NON AQUOS	15580	159837	12981	132284
321310	COLOURS IN SETS	5965	37552	3839	30687
321390	OTH COLOUR ARTIST/PAINTERS	466	1853	143	7467
321410	GLAZIERS/GRAFTING PUTTY,RESIN	27324	224231	11256	212381
321490	NON-REFRACTORY SURFACING PREP	43403	312395	22446	197570
321511	ROLLING COATING PRINT INK BLK	41032	309745	27552	270952
340290	OTH ORG SURFAC ACT,WASH/CLEAN	155116	1341597	120684	1216287
340311	PREP TEXTILE/LEATHER/OIL MATRL	19230	318486	32836	310483
340319	LUBRICAT PREP CONT PET/MIN OIL	131192	942258	93041	795646
340391	OTH,PREP TEXT/LEATHER/FURSK ML	149057	1214743	146712	1273886
340399	OTH LUBRICAT PREP OIL/GREASE	87607	540084	59978	370459
340420	ART/PREP WAXES,POLYETHEL GLYCL	11801	152706	18653	165159
340600	CANDLES,TAPERS AND THE LIKE	14032	68096	7195	63580
340700	MODELING PASTE ETC RETAIL SALE	7946	60591	5194	40824
350110	CASEIN	1128	16020	4058	39656
350220	MILK ALBUMIN,INCL WHEY PROTEIN		5340		
350290	OTH ALBUMIN O/T EGG ALBUMIN	16	254		22
350300	GELATIN&GELATIN DERIVATIVE	2503	62821	91	75148
350400	PEPTONEDERV,PROTEIN SUBSTANCE	741	45453	5892	43541
350510	DEXTRIN,OTH MODIFIED STARCHES	52877	367219	30891	355341

Contd.

10.11 Imports by Economic Categories (Detail)

(In Thousand Rupees)

ITEMS	FEBRUARY, 2016	FROM JULY, 2015	FEBRUARY, 2015	FROM JULY, 2014
350520 GLUES	1618	34971	4753	85056
350610 PROD SUITABLE USE GLUE/ADHESIV	10085	176262	15489	149582
350691 ADHESIVE/RUBBER/PLASTIC/RESIN	156099	1064796	93111	878337
350699 OTH PREP GLUE/ADHESIVE	13250	117576	8562	86483
350710 RENNET AND CONCENTRATE THEREOF	2542	6010	1249	4199
360690 OTH FERRO CERIU/OTH PYROPHORC	13	22	1359	3336
370110 X-RAY FILM,PLATE IN FLAT UNEXP	94219	910021	59284	745320
370120 INSTANT PRINT FILM UNEXPOSED	4814	5313		163
370130 OTH UNEXPOSED PLATE>255MM	63084	519430	22804	394689
370191 O.PL/FILM-COLOUR PHOTOGRAPHY		31		92
370199 OTH PHOTOGRAP/PLAT/FILM/UNEXPS	609	1208	43	6304
370210 PHOT-FILM ROLL UNEXPOSE,X-RAY	202	1581		87
370231 OTH PHOT/FILM ROLL<105MM		1		401
370239 OTH PHOT FILM ROLL ST/UNEXPOSE	3701	5362	547	2157
370242 PHOT FILM W>610MM,L>200M,B/W		321		
370243 PHOT FILM W>610MM,L<200M	529	58286	12787	56410
370244 PHOT FILMW>105MM BUT<610MM	15945	248902	30310	318542
370298 PHOT FILM ROLL W-NOT.EXC-35MM	187	187		
370310 PHOT PAPER/BOARD/TEXT W>610MM	75	1309	826	3257
370320 PHOT PAPER/BOARD/TEXT UNEX/COL	261	43406	3095	45599
370390 OTH PHOT PAPER/BOARD TEXT UNEX	12762	93795	16012	87057
370400 PHOT PLAT/FILM PAPER/BOARD EXP	52	1480	152	3120
370510 PHOT PLAT/FILM FOR OFFSET REP		286		
370590 OTH PHOT PLAT/FILM		280		377
370610 CINEMAGRAPHIC FILM EXPO/DEVEL		311	44	4095
370690 OTH CINEMA FILM EXPOSE DEVELOP	839	4664	528	4900
370710 SENSITISING EMULSIONS	4766	66510	9367	61226
370790 OTH CHEM PREP,PHOTOGRAPHIC USE	25509	164659	17747	132905
380110 ARTIFICIAL GRAPHITE	5591	24061	4195	31034
380120 COLOIDAL/SEMI COLOIDL GRAPHITE	277	864	127	4107
380130 CARBONEOUS PASTE ELECTRODE	802	3003	2313	5617
380190 OTH,PREP GRAPHITE O/T CARBON	1084	19987	628	9094
380210 ACTIVATED CARBON	16732	147594	18051	115149
380290 OTH ACT CARBON/NAT MINER PROD	14704	93326	10628	63233
380300 TALL OIL WHETHER/NOT REFINED		135	262	970
380400 RESIDUAL LYE FROM WOOD PULP NS	19186	192356	9676	105561
380510 GUM,WOOD,SULPHAT TURPENTIN OIL		9068		885
380590 OTH TERPENIC OIL CONIFER WOOD	5368	254012	12389	61453
380610 ROSIN AND ROSIN ACIDS	61011	652243	56049	672640
380620 SALT OF ROSIN/RESIN ACIDS DERV	31356	74118	13214	65026
380630 ESTERS GUMS	6515	69828	5339	76251
380690 OTH,ROSIN,SPIRIT,OIL,RUN GUMS	5417	38761	1961	57375
380850 INSECTICIDE/RODENTICIDE/ETC	107	8637		1252
380891 OTHER INSECTICIDES	334435	4126173	451832	2923693
380892 FUNGICIDES	204733	1888832	186222	2037226
380893 HERBICID,ANTISPROUTING PRODUCT	209543	4500576	249621	3903387
380894 DISINFECTANTS	26393	204937	35704	193702
380899 PLANT-GROWTH REGULATORS R.O-71	3958	88281	2345	61934
380910 FINISHING AGENT AMYLACOUS SUBS				4874
380991 OTH FINISHING AGENT ETC TX ETC	246882	2020321	189564	1848363
380992 OTH FINISHING AGENT DYE CARIER	38924	221371	30152	164165
380993 OTH FINISHING AGENT DYE CARIER	50585	548289	63312	660976
381010 PICKLING PREP METAL SURFACE	8438	202833	17611	232866
381090 OTH PREP FOR METAL SURFACE	55479	451896	62744	284546
381119 OTHER,ANTI-KNOCK PREPARATIONS	271	15435		15802
381121 ADD LUBRICATE,PET OIL BIT MINE	410118	3200360	322622	3191006
381129 OTH ADDITIVE LUBRICATING OIL	45646	628226	65115	1094549
381190 OTH PREP ADDITIVE FOR LIQU USE	83483	1528683	193911	1430606
381210 PREPARED RUBBER ACCELERATORS	19456	157831	24057	118484
381220 COMPOUND PLASTICIZER RUB PL	6381	14133	34	6894

Contd.

10.11 Imports by Economic Categories (Detail)

(In Thousand Rupees)

ITEMS	FEBRUARY, 2016	FROM JULY, 2015	FEBRUARY, 2015	FROM JULY, 2014
381230 ANTI-OXIDISING PREPAR & COMPOU	84830	838148	64928	550706
381300 PREP/CHARG FIRE-EXTINGUISHERS	9511	40230	1048	31192
381400 ORGAN COMP SOLVENT/THINNER NES	12038	225288	23308	243248
381511 SUPORTED CATALYST WITH NI/COMP	2853	146723	14115	104334
381512 SUPORTED CATALYST WITH PR/METL	7489	169440		77550
381519 OTHER,SUPPORTED CATALYSTS	25851	228231	113514	423726
381600 REFRACTORY CEMENT,MORTARS,CONS	102463	535529	57175	320010
381700 MIXE ALKYL-BENZEN&MIX AL-NAPHT	532451	4335044	430364	5670064
381800 CHEM ELEMENT/COMP DOP-ELECTRON		1429	1093	2343
381900 HYDRALIC BRAKE FLUIDS/LIQUIDS	9388	101550	5766	65069
382000 ANTI-FREEZING PREP/DEICE FLUID	13015	135448	5577	93375
382100 PREP CULTURE MEDIA MICRO-ORGAN	15333	70078	9575	46944
382200 DIAGNOSTIC/LAB REAGENTS/PR-DIA	509268	4227481	495388	3760825
382311 STEARIC ACID	15903	178025	14638	183968
382312 OLEIC (OLIVE) ACID	1705	18024		22287
382313 TALL OIL FATTY ACIDS	922	15399		12885
382319 OTH INDUS MONOCARBOXYLIC F.ACI	303420	2398345	270835	2416281
382370 INDUSTRIAL FATTY ALCOHOLS	9011	109284	24676	126437
382410 PREP BINDER FOUNDRY MOUL CORES	3076	63722	14755	84787
382440 PREPARED ADDITIVES FOR CEMENT	73788	318631	25272	167453
382450 NON-REFRACTORY MORTAR CONCRETE	1482	22808	777	11656
382460 SORBITOL O/TH SUB-H-NO.2905.44	43688	390770	47425	450243
382475 MIX CON CARBON TETRACHLORIDE				2
382478 CON (PFCs)/(HFCs)BUT NOT(CFCs)	10705	29135	8038	24589
382479 OTH MIX CON HALOGE DER OF METH	17849	85720	4991	110080
382490 OTH,CHEMICAL PRODUCT/PREPARA	1491905	11133545	1549042	10969257
382549 OTH WASTE ORGANIC SOLVANTS				25
382590 OTH RESIDUAL OF CEHM.INDUSTRY	2382	7506		67
382600 BODIESE&MIXTURE 70%WT-PET-OIL		376		
390110 POLYETHYLENE SP GRAVITY<0.94	2220203	20143260	2316179	20060351
390120 POLYETHYLENE SP.GRAVITY>0.94	1904713	18193008	2696432	15370014
390130 ETHYLENE-VINYL ACETATE COPLMER	76697	1144163	131919	1524559
390190 OTH POLYMER OF ETHYLENE P.FORM	234001	1544417	94073	1525431
390210 POLYPROPYLENE	2981077	26044443	2920511	26738233
390220 POLYISOBUTYLENE	3783	19575	174	38346
390230 PROPYLENE COPOLYMERS	925827	7681197	786521	7244243
390290 OTHER OLEFINS IN PRIMARY FORMS	3498	152185	14516	169435
390311 POLYSTYRENE EXPANSIBLE	17139	84390	15110	80406
390319 OTHER POLYSTYRENE	42500	265521	42190	334087
390320 STYRENE-ACRYLONITRILE COPOLYMR	15391	174937	23673	211459
390330 ACRYLONITRILE-BUTADINE-STYRENE	213616	1559207	238853	1656207
390390 OTH POLYMERS OF STYRENE,P-FORM	10665	107124	10291	110408
390410 POLYVINYL CHLORIDE,UNMIX SUBST	345034	3434120	167612	2445988
390421 OTH POLYVINYL CHLORIDE,NON-PLA	42	17013	13239	70898
390422 OTH POLYVINYL CHLORIDE PLASTIC	33301	195142	25486	183276
390430 VINYL CHLORIDE VINYL ACETATE	6341	36758	1188	25212
390440 OTH VINYL CHLORIDE COPOLYMERS	4987	54679	20274	60506
390461 POLYTETRALUOROETHYLENE		3251		552
390469 OTHER, FLUORO-POLYMERS	203	13545		7950
390490 OTH POLYMERS OF VINYL CHLORIDE	1909	12673	2200	8817
390512 POLYVINYL ACETATE AQUE DISPERS	1494	34239	4796	27023
390519 OTH POLYVINYL ACETATE (PVA)		26463		30731
390521 VINYL ACETATE COPOLYMERS AQUEO	43661	357563	47388	316031
390529 OTH VINYL ACETATE COPOLYMERS	12623	107987	287	94478
390530 POLYVINYL ALCOHOL W/N CON UNHY	211044	1473502	98832	1195901
390591 COPOLYMERS	4471	17800	1013	10203
390599 POLYMERS OF OTHER VINYL ESTERS	35613	248365	29535	232786
390610 POLYMETHYL METHACRYLATE	29474	138170	15596	123864
390690 OTHER,ACRYLIC POLYMERS P/FORMS	447492	3090488	325941	2860168
390710 POLYACETALS	22156	136857	8967	120834

Contd.

10.11 Imports by Economic Categories (Detail)

(In Thousand Rupees)

ITEMS	FEBRUARY, 2016	FROM JULY, 2015	FEBRUARY, 2015	FROM JULY, 2014
390720 OTHER POLYETHERS	912179	6118697	963456	6958474
390730 EPOXIDE RESINS	115328	806401	44341	490684
390740 POLYCARBONATES	88670	721644	80503	705896
390750 ALKYD RESINS	23816	156925	10921	212367
390760 POLYETHYLENE TEREPHTHACATE(PET)	142677	2605788	397841	3163244
390770 POLY(LACTIC ACID)	94	28690		28384
390791 OTHER POLYESTERS, UNSATURATED	5930	28937	2392	21630
390799 OTH POLYSTERS IN PRIMARY FORMS	41723	354729	26346	244959
390810 POLYAMIDE-6,-11,-12,-6,6,-6,10	10521	141805	11902	147946
390890 OTH POLYAMIDE IN PRIMAR FORM	33694	269588	25739	264201
390910 UREA RESINS, THIOUREA RESINS	986	9289	4773	34325
390920 MALAMINE RESINS	30790	200141	14069	121204
390930 OTHER AMINO-RESINS	442	3707	530	3768
390940 PHENOLIC RESINS	12248	183885	21342	183519
390950 POLYURETHANES	182156	1780114	164234	1646667
391000 SILICONES IN PRIMARY FORMS.	242278	2310131	165405	2107108
391110 PETROL/COUMARONE,INDENE RESINS	11498	155011	13919	86855
391190 OTH,POLYSULPHIDE,SULPHONE/PLAS	16319	92834	6897	83651
391211 CELLULOSE ACETATES, NON-PLASTI		583		
391212 CELLULOSE ACETATES, PLASTICISED		1685		
391220 CELLULOSE NITRATES(INCL COLLO)	67425	505650	37716	504171
391231 CARBOXYMETHYL CELLULOSE & SALT	83498	787380	72852	1014156
391239 OTHER CELLULOSE ETHERS	111646	1146525	126946	976055
391290 OTH CELLULOSE & CHEM DERIVATIV	39494	329985	25998	241192
391310 ALGINIC ACID,ITS SALTS & ESTER	85149	1042784	186252	1231008
391390 OTH NATURAL POLYMERS/MODIFI	21987	236990	13266	274862
391400 ION-EXCHANGERS BASED ON POLYMR	27597	250304	106857	256760
391510 WASTE,ETC OF ETHLY/POLYM/PLAST	3653	12652		10003
391520 WASTE,ETC OF STYRENE/POLY/PLAS			558	40417
391530 WASTEETC OF VINYL-CHLORIDE/PL	27562	141968	81863	651221
391590 WASTE,ETC PLASTIC/PARING	25709	240783	49673	380809
391610 MONOFILAMENT D>1MM RD/ST/PROFI	3611	12534	406	16447
391620 MONOFILAMENT D>1MM-PL PO VICHL	4810	23356	3097	47874
391690 OTH MONOFIL D>1MM PLASTIC-TOH	17548	111628	14408	83977
391710 ARTIFI GUTS OF HARDEN PROTEIN		9073	2713	5605
391721 TUBE,PIPE HOSES,RIGID,OF POLYM	17328	98605	13190	82127
391722 TUBE,PIPE HOSES,POLYMER OF PRO	8428	71771	580	48516
391723 TUBE,PIPE ETC OF POLYMER VINYL	14656	193125	11390	108645
391729 TUBE,PIPE HOSE,RIGID,OTH PLAST	6375	330760	3280	104801
391731 FLEXIBLE TUBE,PIPE B-PRE27.6MP	8432	82727	14541	109466
391732 OTH,TUBE,PIPE HOSE W/OUT FITNG	940	11733	300	10955
391733 OTH TUBE,PIPE NOT REINFORCED	1296	45709	152	10357
391739 OTHER TUBES,PIPES AND HOSES,	79574	748540	27807	314924
391890 FLOOR COVERING OF OTH PLASTICS	17728	107366	16833	134318
391910 SELF ADHESIVE PLAT,ETC W<20CM	168600	909573	93123	881102
391990 OTH,SELF-ADHESIV PLATE,W>20CM	346905	2446763	266545	2060353
392010 OTH PLATES,ETC PLASNON-CELULAR	132292	1135157	125713	1147003
392020 OTH PLATE,ETC PLAST NOT REINFO	146379	1089850	108371	949586
392030 OTH PLATE,SHEET,ETC OF PLASTIC	174	188760	16625	151674
392043 OTH PLATE,MAT OF VINYL CHLORID	28138	313948	33465	234100
392049 OTH PLAT,ETC VINYL CHLORID FLX	74690	764281	111172	852781
392051 OTH PLATE,ETC ACRYLIC POLYMERS		24056	2751	51014
392059 OTH PLAT,ETC OTH ACRYLPOLYEER	6659	62017	2389	20401
392061 POLY CARBONATE IN PLATE, ETC	1080	15466	1339	9100
392062 OTH PLATE ETC POLY(ETH TEREPH)	13617	264200	3755	124170
392063 OTH PLATE ETC UNSAT-POLYSTERS	11518	98062	5306	168469
392069 OTH PLATES ETC OF OTH POLYESTR	6827	98871	14717	58168
392071 OTH PLAT ETC PLAS OF REG CELUL	2458	6811	611	6833
392073 OTH PLATETC PLASTIC NON CELLU		214		130
392079 OTH PLAT ETC-PLAS OF CEL DERIV				207

Contd.

10.11 Imports by Economic Categories (Detail)

(In Thousand Rupees)

ITEMS	FEBRUARY, 2016	FROM JULY, 2015	FEBRUARY, 2015	FROM JULY, 2014	
392091	OTH PLATETC PLAS OF PO BUTRAL	4167	15662	4999	19571
392092	OTH PLAT ETC-PLAS OF POLYAMIDE	1605	11564	1466	15561
392093	OTH PLAT ETC-PLAS OF AMINO-RES				162
392094	OTH PLAT ETC-PLAS OF PHENORES	4599	13371	1569	14240
392099	OTH PLAT ETC-PLAS OF OTH PLAST	80001	365498	37928	393830
392111	PLATES ETC OF PLAS POLY/STYREN	707	14682	1792	13987
392112	PLAT ETC PLASTIC CEL P-VIN-CHL	78378	766872	31675	363806
392113	PLAT ETC PLA CEL OF POLUURETHA	41414	511232	49768	666412
392114	PLAT ETC PLA CEL OF REGERATED	3973	9661		8440
392119	FLAT SHET ETC PLA CEL OTH PLAS	33087	159757	16416	179008
392690	OTH, ARTICLES OF PLASTICS	359281	2701369	313852	2532715
400110	NATURAL RUBBER LATEX	152286	1459750	178856	1783941
400121	SMOKED SHEETS	137279	678540	70493	991977
400122	TECH SPECIFIED NATURAL RUBBER	216574	1681306	126919	1148352
400129	OTHER NATURAL RUBBER	24192	158502	15066	118530
400130	BALATA,GUTTA-PARCHA,CHICLE ETC		17		
400211	STYRENE-BUTADIENE RUBBER LATEX	91175	770826	65955	810685
400219	STYREN BUTADIEN RUBER CARBXyla	151362	2406072	179229	2069023
400220	BUTADIENE RUBBER (BR)	5052	103951	2908	112955
400231	ISOBUTENE-ISOPRENE RUBBER(IIR)	135538	1026108	94774	840487
400239	OTH,HALO-ISOBUTENE-ISOPRENE RU	6288	95672	76	83381
400241	CHLOROPRENE RUBBER LATEX (CR),	1	913		424
400249	CHLOROPRENE RUBBER O/THAN LATX	35391	347435	38583	291365
400251	ACRYL BUTADIENE RUBBER LATEX		1562		250
400259	ACRY BUTAD RUBBER O/THAN LATEX	72823	458515	21730	290588
400260	ISOPRENE RUBBER (IR)		5258		
400270	ETHYL PROPLENE-NON-CONJUGATED	8751	181292	18681	145768
400291	OTH SYNTHETIC RUBBER FACTICE		3976		917
400299	OTH SYN RUBBER FACTICE D/F OIL	18916	170564	7266	130597
400300	RECLAIMED RUBBER PRIMARY FORM	24073	187024	12020	233225
400400	WASTE,PAROMGS&SCRAP O/TH H-RUB	61457	566876	50534	790444
400510	COMP WITH CARBON BLACK OR SILI	16972	134940	8185	100488
400520	SOLUTION/DISPERS O/T H-4005.10		461		276
400591	PLATE,SHEET STRIP UN-VUL RUBER	103	9625	444	7297
400599	OTHER COMPOUNDED RUBBER	15571	146397	6322	158769
400610	CAMEL-BACK STRIP RETR RUB TYR		49		
400690	OTH FORM&ARTIC UNVULCAN RUBBER	934	5329	18975	47662
400700	UNVULCA RUBBER THREAD & CORD	25236	177635	17640	128752
400811	PLATE,SHEET ETC CELLU VULC RUB	7830	65399	4220	41300
400819	RODS&OTH FORMS OF CEL.VULC RUB	8	9778	15	11736
400821	PLAT,SHET N-CELU VULCANI RUBER	29300	236883	37235	383476
400829	RODS&OTH FORM OF N/CEL VUL RUB	2481	33980	3781	50859
400911	TUBE,PIPE OF RUBBER W/O.FITING	42458	270363	23933	211530
400912	TUBE,PIPE OF RUBER WITH FITING	3216	32787	4172	17445
400921	TUBE,PIPE OF RUB W/O.METL.FIT	1351	57889	928	31415
400922	TUBE,PIPE OF RUB WITH METL.FIT	261	8866	619	5971
400931	TUBE,PIPE RUB W/O TEX.METL.FIT	5146	94075	49140	103997
400932	TUBE,PIPE RUB W/TEX.METL.FIT	46	47952	4198	23535
400941	TUBE,PIPE RUB W/O OTH.METL.FIT	9019	41651	4318	38534
401700	HARD RUBER IN ALL FORMS/ARTICL	781	7902	1593	10857
410120	W.HID&SKIN BOV.WT8-10KG.UN.SPL		5523	11598	31143
410150	WHOLE,HIDE/SK BOV ANI F>16 KG	37372	325493	49447	496922
410190	OTH HIDES INCL BUTT,BEND&BELIE				4940
410210	RAW SKINS OF SHEEP/LAMB W/WOOL	231592	1265170	227005	2422225
410221	RAW SK SHEP/LAM W-OUT WOOL PKD	29109	177179	45267	173455
410229	OTH RAW SK SHEP/LAM W/OUT WOOL	12467	108755	45623	216420
410320	RAW HIDES & SKINS OF REPTILES				5217
410390	OTH,HID/SK FRE SALTED,DRIED,LA	63306	430809	82774	736743
410411	HIDE/SKIN FULL GRAIN UNSPLIT	765	13197		23025
410419	OTH HIDE,SKIN WET STATE	46379	286866	13750	118963

Contd.

10.11 Imports by Economic Categories (Detail)

(In Thousand Rupees)

I T E M S		FEBRUARY, 2016	FROM JULY, 2015	FEBRUARY, 2015	FROM JULY, 2014
410441	HIDE,SKIN FULL GRAIN DRY STATE				23193
410449	OTHER HIDES DRY STATE(CRUST)	1607	6632	446	34007
410510	WET BLUE LAMB,SHEEP SKIN	28232	502701	140868	883330
410530	SHEEP/LAMB SKIN NO WOOL CRUST		579		10520
410621	GOAT/KID SKIN WET BLUE	34141	278925	49376	474094
410622	GOAT/KID SKIN CRUST	6307	52931	6936	78938
410691	OTH WET BLUE SKINS		3268		34
410692	OTH SKINS DRY STATE CRUST		1630	3629	3629
410711	WHOLE HIDE SKIN FULL GRAIN BOV		3434		3057
410712	WHOLE HIDE/SKIN GRAIN SPLIT BV		11823		3138
410719	OTH WHOLE HIDE/SKIN BOV ANIMAL	14147	528889	22450	597611
410791	OTH HIDE INCL SIDES FULL GRAIN	74	487		189
410792	OTH HIDE INCL SIDE GRAIN SPLIT		4554		16169
410799	OTH LEATHER FURTHER PREPARED	11358	136073	3159	83145
411200	PREPARED LEATHER SHEEP/LAMB	6441	23996	2623	47812
411310	LEATHER PREP.AFTER TANN GOAT	1514	40272	6045	142049
411390	OTH LEA FURTHER PREP.AFTR TANE	3113	32634	4898	42149
411410	CHOMIS LEATHER				168
411420	PATENT LAMINATED METALIS LEATH	356	519	88	15776
411510	COMP. LEATHER WITH BASIS LEATH	3980	63840	4114	100195
411520	PARINGS, OTH WASTE OF LEATHER	380	6433	1831	5268
430219	OTH,FURSKINS,WHOLE,W&W/OUT H&T	8899	29567	215	15993
440110	FUEL WOOD,IN LOGS,BILLETS ETC				193
440310	WOOD TRET WITH PAINT,STAIN ETC	285	5991		26247
440320	OTH,CONIFEROUS SPECIES ROUGH	20646	170903	17192	124075
440349	OTH,WOOD,NON-CONF SPECIES ROUG	34172	267978	33509	189601
440391	OTH WOOD OAK LOGS NON-CONFIFER		5386		443
440399	WOOD OF OTHER NON-CONF SPECIES	287187	1632258	49971	507593
440410	CONIFEROUS	6987	58419	14883	47803
440420	NON-CONIFEROUS	1054	1054		5
440799	OTH WOOD NON-CONF.SPECIES	236849	1228514	150583	1164683
440810	CONIFEROUS SHEET FOR VENEERING	5867	64612	9815	53588
440831	VENEER/DARK RED MERANTI SHEETS		1521	1361	2907
440839	OTH VENEER SHEET/TROPICAL WOOD	9343	43483	7526	37338
440929	OTHER NON-CONIFEROUS WOOD		1431	352	1603
441011	PARTICLE BOARD OF WOOD	11279	62125	6258	106851
441012	ORIENTED STRAND BOARD UN-WORKED		4032	2323	7480
441019	OTH P-BOARD OF LIGNEOUS MATERI		460	35	408
441090	OTH P-BOARD NOT AGGLOM W-RESIN	515	2796	9	1700
441112	MEDIUM DENSITY BOARD (MDF)	109402	1203332	109555	833887
441113	(MDF)THICKNESS 5MM TO 9MM	9716	260091	12406	201056
441114	(MDF)THICKNESS EXCEEDING - 9MM	145475	1034369	51108	848102
441192	OTH (MDF)DENSITY EXC 0.8 g/cm3	5572	6975		162
441193	OTH (MDF)DENSITY 0.5-0.8g/cm3	175700	1058179	100313	838317
441194	OTH (MDF)DENSITY NOT> 0.5g/cm3		5226	1083	9427
441210	P-WOOD,VENEER PANELS OF BAMBOO				228
441231	OTH P-WOOD OF WOOD SHEET -6MM	769	769		
441232	OT P-W OUTER PLY NON-CONIFE-WD	45570	323777	25844	190254
441239	OTH PW CONSIST OF WD SHEET-6MM	965	122881	9685	61297
441294	OTH BLOCKBOARD,LAMINATED&BATEN	300	4750		5958
441299	OTH PW CONSIST OF WOOD SHEET	3848	36178	467	1690
441400	WOODEN FRAMES FOR PAINTINGS	799	7842	1628	6375
441510	CASES,BOXES,CRATES,SIM/PACKING	56	7296	118	39872
441520	BOX PALLETS& OTHER LOAD BOARD	3655	10944	3	12835
442190	OTHER,ARTICLES OF WOOD	20789	86528	13583	95744
450110	NATURAL CORK,RAW/SIMPLY PREPAR	87	740		3556
450190	WASTE CORK,CRUSHED,GRANULATED	308	3052	287	6403
450310	CORKS AND STOPPERS		11		6
450390	OTHER ARTICLE OF NATURAL CORK		528		50
450410	BLOCK PLATE SHEET,STRIP CORK	3839	19378	900	12075

Contd.

10.11 Imports by Economic Categories (Detail)

(In Thousand Rupees)

ITEMS	FEBRUARY, 2016	FROM JULY, 2015	FEBRUARY, 2015	FROM JULY, 2014
460290	617	6263	451	3876
470100	40546	254036		324226
470200		40820	3836	71295
470311	57753	553648	12780	555305
470319	10761	59986		
470321	351876	2387168	246495	2246160
470329	319277	2068541	105892	1932159
470429	34489	189326	30973	186650
470500	46186	522040		675391
470610				
470620	8389	34933	1359	25348
470630		9000		
470691		59		
470710	326	25904		96361
470720		7247		97
470730	2413	12275	5796	13287
470790	138826	1355576	170887	1315669
480100	299919	3473457	349504	4056228
480210	51	1508	204	492
480220	25	650	25	3789
480240			18	74
480254	13825	54207	13177	56347
480255	203705	1910370	322944	1804822
480256	5649	49412	94680	481014
480257	10261	161656	11917	292178
480258	63379	434900	33694	409547
480261		2951		442
480262	286267	2442468	189121	1531003
480269	1568	6542	647	9558
480300	35606	221673	30520	180914
480411	149534	1127508	136529	979460
480419	31985	582512	67558	599685
480421	508674	3240784	499825	3225822
480429		1098	10	21747
480431	50354	287332	15534	225673
480439	9385	106927	12226	176699
480441	2418	8623		
480442	4233	15559		17250
480449		6		3265
480451	369	6001		5491
480459	15919	115312	15	64181
480511	14701	260683		95351
480512		1077	31	99
480519	4502	286936	32707	367781
480524	5530	65411	9955	91369
480525	8339	74201	10391	123496
480530	25917	187862	9675	209303
480540	5219	22363	6428	14650
480550		13		
480591	26658	244014	24159	188412
480592	18061	69450		101848
480593	27800	144500	12120	117199
480610	3524	9536		3882
480620	102	16248		12155
480630	3249	19358	2394	19876
480640	10540	89840	6115	95371
480700	13838	41826	5920	41168
480810				264
480840	989	3236	1302	3140
480890	2755	33010	5531	32328

Contd.

10.11 Imports by Economic Categories (Detail)

(In Thousand Rupees)

I T E M S		FEBRUARY, 2016	FROM JULY, 2015	FEBRUARY, 2015	FROM JULY, 2014
480920	SELF COPY PAPER	53356	293917	25058	272736
480990	OTH COPYING / TRANSFER PAPERS	2409	19430	4863	29365
481013	P&P/BOARD FOR WRITING/PRINTING	108509	1199429	83289	850357
481014	P&P/B IN SHEET 1-SIDE<435/297M	1258	14658	1218	1357
481019	OTH PAPER&PAPERBOARD IN SHEET	36746	395883	43754	378337
481022	LIGHT WEIGHT COATED PAPER	2648	12173		9543
481029	OTH LIGHT WEIGHT COATED PAPER	236833	1731892	231376	2209467
481031	KRAFT PAPER&BOARD WT 150G/M2	1507	5019		1201
481032	KRAFT PAPER&P/BOARD WT>150G/M2	16118	34061	1543	46963
481039	OTH KRAFT PAPER&P/BOARD BLEACH	1145	5551	385	5901
481092	OTH PAPER&P/BOARD MULTI-PLY	907121	6758251	976108	7008090
481099	OTH PAPER&P/BOARD COATED	20611	172319	44292	233685
481110	P&P/BOARD,TARRED,BITUMINISED	3	59	89	3689
481141	GUMMED ADHESIVE PAPER & BOARD	131590	1762308	190553	887056
481149	OTH GUMMED/ADHESIVE P&P/BOARD	5939	180330	7146	156513
481159	OTH P&P/BOARD PLASIC COAT.	220897	1631982	134978	2069096
481160	P&P/BOARD COATED WAX COVERED.	87339	435075	39626	323115
481190	OTH P&P/B CELLULOSE WADDING	176851	1167776	143834	1030547
481320	CIGRETTE PAPER IN ROLL WTH SCM	78255	449037	55549	460131
481390	OTH CIGARET PAPER,BOOKLET/TUBE	82715	450229	64490	489432
481420	WALL PAPER COVERD WITH GRANITE	28541	168265	24888	110502
491199	OTHER, PRINTED MATTER	40267	307432	23811	588416
500100	SILK-WORM COCOONS FOR REELING	428	952		1138
500200	RAW SILK (NOT THROWN)	18839	145919	13984	80016
500300	SILK WASTE, YARN WASTE&G-STOCK		1755		2595
500400	SILK YARN,NOT RETAIL SALE	35675	310380	19097	246746
500500	YARN SPUN FROM SILK,WASTE NRS	44388	425744	49805	408407
500790	OTHER SILK FABRICS	416791	1312639	275958	1857010
510111	SHON WOOL GREASY	871	12431	67	9606
510119	OTHER GREASY FLEECE WSHED WOOL	6087	438133	17254	372367
510121	SHORN WOOL, DEGREASED	2285	17479		
510129	OTHER DEGREASED WOOL NOT CORBO				34113
510130	CARBONISED WOOL	11163	60176	10803	53983
510219	OTH FINE ANIMAL HAIR KASHMIR				10081
510220	COARSE ANIMAL HAIR			783	788
510510	CARDED WOOL	2569	3449	228	1249
510529	OTHER WOOLTOPS&COMBED WOOL		37778		19465
510531	FINE ANIMAL HAIR,CARDED/COMBED				18730
510539	OTH F-ANIMAL HAIR,CARD/COMBED	1714	16585		65
510610	YARN OF CARDED WOOL 85% WT WOL	23561	179353	19331	196742
510620	YARN OF CARDED WOOL<85% W WOL	10236	149699	21666	147824
510710	YARN OF COMBED WOOL-WOOL=/>85%	6482	25135	12263	49256
510720	YARN OF COMBED WOOL-WEIGHT<85%		16023	2601	12281
510910	YARN OF WOOL /ANIMAL HAIR 85%>	1221	2156		2477
510990	OTH YARN OF WOOL / ANIMAL HAIR	1104	3239		
520100	COTTON, NOT CARDED OR COMBED.	10248270	53389887	3263147	17596826
520210	YARN WASTE(INCL.THREAD WASTE)	2121	11350	1947	16442
520291	GARNETTED STOCK	1674	2472		
520299	OTHER COTTON WASTE	18359	147553	19578	143803
520300	COTTON, CARDED OR COMBED.	73	140		1679
520411	COTTON SEWING THREAD 85%/MORE	762	1190		
520419	OTH COTTON SEWING THREAD 85%>	1802	9127	1385	3835
520420	COTTON SEWING THREAD,RETL SALE	111	5250		840
520511	SIN.COT.YAR.U.COM.FIB.D-714.29	20606	193336	70830	216703
520512	S-COT.YARN UCF.D-232.56-714.29	26887	442055	31996	494581
520513	S-COT.YARN UCF.D-192.31-232.56	118463	881799	12150	125513
520514	S-C. YARN UCF D-125.00-193.31.	34851	49832		39512
520515	S/C YARN UCF.D< 125.00-193.31.	10613	41181		42463
520521	S/C YARN COM.FIB D-714.29/MORE		27214		
520522	S/C YARN LF.DX.232.56-714.29	9698	394155	45900	493340

Contd.

10.11 Imports by Economic Categories (Detail)

(In Thousand Rupees)

ITEMS	FEBRUARY, 2016	FROM JULY, 2015	FEBRUARY, 2015	FROM JULY, 2014
520523 S/C.YARN LF.DX.192.31-232.56	17256	41525	31	22956
520524 S/C YARN COM.FIB.125-192.31-DX	101806	385817		50550
520526 S/C YARN LF. DX. 106.30-125.		18687		228439
520527 S/C YARN COM.FIB.106-36-125-DX	235205	1344448	168721	1629246
520528 S/C YARN COMBED FIB.< 83.33-DX	121929	1626032	149031	2071497
520531 MUL/CAB.C/Y.ULF.>714.29DECITEX	5519	211957		33109
520532 MUL/CAB C/Y ULF.232.56-714.29D		10971	479	11289
520535 MUL/CAB.C/Y UN.COM.FIB<125.DX.	6514	37255	41758	184871
520542 MUL/CAB.C/Y CF.232.56-714.29DX	5536	48290	13127	75135
520543 MUL/CAB.C/Y CF.129.31-232.56DX	108	108		103
520544 MUL/CAB.C/Y C.FIB-125-192.31DX	117	117		6477
520547 MUL/CAB C.Y CF.83.33-106-38 DX		30484		
520548 MUL/CAB.C/Y COM.FIB.< 83.33.DX		23939		62614
520611 S/C YARN UN COM. FIB>714.29 DX	10603	61424	6150	79631
520612 S/C YARN UN.COM. FIB.<71429.DX	6974	73748	18144	40049
520613 S/C.YARN UN.COM.FIB.<832.56DX.		357		
520614 S/C YARN UN.COM.FIB.<192.31DX		143		
520615 S/C YARN UN.COM. FIB.<125DX.				969
520622 S/C YARN COMBED FIB.<714.29DX		85	578	578
520624 S/C YARN COMBED FIB< 192.31DX		9826		
520625 S/C YARN COMBED FIB<125 DX		4776		
520632 MUL/CAB C/Y UCF<D714.29,232.56		166		
520635 MUL/CAB C/Y UN-COM F/B<125DX		7186		10290
520710 C/Y CON>85 % WT OF COT PER-SAL	24	1222	478	1132
521225 OTH W-FAB COT PRINTED>200G/SQM	10	423		1650
530121 FLAX,BROKEN OR SCUTCHED N-SPUN			9345	20837
530129 OTH, FLAX,HACKLED NOT SPUN	6493	108339	34188	102274
530290 OTH,TRUE,HEMP RAW,PROSS N-SPUN		1		
530310 JUTE/OTH TEXT BAST FIB RAW/RET	439015	2308748	534258	2919172
530390 OTH, WASTE OF JUTE&TEXTILE FIB		5573	20333	43307
530500 COCONUT,ABACA RAMIE,RAW/PROCE	9217	95569	14039	97517
530610 SINGLE FLAX YARN	1609	23716	10998	80191
530620 MULTIPLE OR CABLED YARN	1119	1119		293
530710 SINGLE,YARN OF JUTE OR OTH FIB	109960	208386	27407	61413
530720 MULTIPLE OR CABLED YARN(RAMIE)	6497	16238	5476	31131
530810 COIR YARN	3918	31934	3792	28427
531100 WOV FAB OF OTH VEG TEX FIB		1632		2279
540110 SEWING THREAD SYTHA FILAMENT	36965	305162	50622	414330
540120 SEWING THREAD ARTIFICIAL FILAM	199346	1953838	181022	1263825
540211 HIGH TENANCITY YARN OF ARAMIDS		24571	13594	13594
540219 OTH HIGH TENANCITY NYLON YARN	1507	4007	6564	39704
540220 HIGH TEN YARN OF POLYESTERS	10870	94473	3330	46888
540231 FILAMENTS YARN NYLON POLY 50	85360	800828	94525	859527
540232 FILAMENTS YARN NYLON/OTH POLY	9662	91199	7009	119244
540233 FILAMENTS YARN OF POLYESTERS	1839041	12851635	1781839	13308535
540234 TEXTURED YARN OF POLYPROPYLENE	38495	206137	20489	119622
540239 OTH, SYNTHETIC FILAMENTS YARN	8914	195180	24928	281215
540244 OTH YARN SINGLE UN-TWIST/TWIST	479645	3506327	351336	3243213
540245 ELASTOMERIC YARN OF NYLON	68862	434623	71265	438616
540246 ELASTOMERIC YAR,POLY-PARTIALLY	3376	40862		38185
540247 ELASTOMERIC YARN OF POLYESTERS	520972	4100123	686863	4270421
540248 O-ELASTOMERIC OF SPANDEX/LYCRA	7942	73909	9330	56607
540249 OTH,YARN,SINGLE,50 TURNS/MTR	143	54359	23025	123827
540251 OTH S/Y TWIST>50/M NYLON,POLYA	1268	9598		21701
540252 OTH S/Y TWS>50/M OF POLYESTER	39306	283595	38102	255546
540259 OTH S/Y TWS>50M OF OTH POLYEST	1710	2344		17766
540261 OTH Y-MULTIPLE/CAB NYLON/POLYM	1136	15117	99	66162
540262 OTH Y-MULTI/CAB OF POLYESTER	104358	613211	49663	716406
540269 OTH Y-MULTI/CAB NOT RETAIL SAL	19408	124543	11200	96435
540331 OTH Y/S UN-TWST VISCOSE RAYON	846136	6949229	649464	6601155

Contd.

10.11 Imports by Economic Categories (Detail)

(In Thousand Rupees)

ITEMS	FEBRUARY, 2016	FROM JULY, 2015	FEBRUARY, 2015	FROM JULY, 2014	
540332	OTH Y/S VIS RAY >120TURNS/MTRS	412803	3385482	236614	3252615
540333	OTH YARN,SINGLE CELLULOSE ACET	6826	42491		33205
540339	OTH ARTIF FILAMENT YARN SINGL	48677	722279	91797	401706
540341	OTHER YARN OF VISCOSE RAYON	9022	21638		33071
540349	OTH ARTI FILAMENT YRN VIS RAYO	212	437		3002
540411	ELASTOMERIC SYN-MONOFILAMENT	976	6710		16059
540412	OTH MONOFILAMENT OF POLYPROPYL		24730		18560
540419	OTH SYN MONOFILAMENT OF 67-DEX	21112	166703	15204	109759
540490	OTH SYNTH YARN & SYNTH TEX MAT	8651	106406	664	77986
540500	ARTIFICAL MONOFIEMENT67D/MORE				499
540834	OTH WOV FAB ART.FIL YARN PRINT	20154	23157		272
550110	SYN FIL TOW NYLON/OOPOLYAMIDES		50		
550120	SYN FILAMENT TOW OF POLYESTERS	2962	17406	3074	47505
550130	ACRYLIC OR MODACRYLIC	312926	2282846	389975	2048135
550190	SYNTHETIC FILAMENT TOW,N.S.		2065		25374
550200	ARTIFICIAL FILAMENT TOW	390103	3099684	392502	3114656
550311	SYN STAPL FIB OF NY OF ARAMIDS	9155	52855	1557	15992
550319	OTH SYN STSPL FIB NOT CARD/COM		19367	104	169249
550320	SYN STA FIB POLYESTER N-CRD/CD	650330	7333934	1460877	11336289
550330	SYN STA FIB ACRYLIC N-CRD/COMD	85688	3598484	149770	2687860
550340	SYN STAFIB POLYPROPYLENE N-C/C	8074	15195	803	8425
550390	SYN STAPLE FIB NOT CARDED/COMB	33563	117306	38182	55471
550410	ART-STA FIB VIS RAYON N-CRD/CO	1762902	13417937	1021896	12642241
550490	OTH ART STAPLE FIB NOT CARDED	447930	4286087	294668	3857987
550510	WASTE SYNTHETIC FIBRES	834	1523	204	7101
550520	WASTE ARTIFICIAL FIBRES	1	492		3604
550610	SYN STA FIB CRD,COM SPIN NYLON		5661		31369
550620	SYN STA FIB CRD,COM SPN POLYES	38661	182001	51088	229010
550630	ACRYLIC FIBRES CARDED/COMBED	1813	8460		1561
550690	SYNTHETI FIB CARDED/COMBED NS		3932		992
550700	ARTIFI STAPLE FIB CARDED/COM		1037		
550810	SEWING THREAD SYN STAPLE FIBRE	2875	15575	31	18295
550820	SEWING THREAD ART STAPLE FIBRE	742	742		48855
550911	S/Y STA FIB 86% WT NYLON	1829	89464	49042	542738
550912	MULTI CAB YRN SYN FIB NYL 85%W	1479	7134		149
550921	S/Y SYN STA FIB 85% WT POLYSTR	315971	2648427	422532	3562152
550922	MULTI STA FIB 85% W POLYESTER	190249	1101930	124708	799507
550931	SINGLE YARN85% OR MORE ACRYLIC	1992	82607	57443	167012
550932	MUL/CAB YARN 85% ACRYLIC FIB	133526	833383	206537	700656
550941	SINGLE YARN 85% WT SYN STA FIB	843	94938	9452	46161
550942	MUL/CAB YARN SYN STA FIB 85%WT	149	2507		
550951	O/YRN POLYES STA FIB MIX ARTIF	223704	2031501	228447	1968383
550952	O/YRN MX WITH WOOL/FINE A-HAIR		619		
550953	OTH YRN OF POLYESTER MIX COTTN		35611	34	22483
550959	OTH YRN OF POLY STAPLE FIBRE	14506	272870	27414	272910
550961	O/YRN OF ACRYLIC S-FIB MX WOOL		2342		76340
550962	OTH YARN ACRYLIC MIX COTTON		137		4220
550969	YARN ACRYLIC FIB NOT FOR R-SAL	88985	441967	48456	353092
550999	OTH YARN SYN FIB NOT FOR R-SAL	667	15522	3980	74588
551011	S/YRN ART STA FIB>85% STAPLE-F	51154	690260	65018	892983
551012	MUL/CAB YARN ART STA FIB>85%W		8803		27199
551030	O/YRN ART STA FIB MIX COT-NRS		6410		17
551090	O/YRN ATT STA FIB<85%ART ATA-F	160	11624		4348
551120	YARN<85% BY WT SYN STAP FIBRE				18946
560290	OTH FELTS,NOT IMPREGNATE,COAT	17317	128423	18378	122112
560311	N-WOVNS, M-MADE FILA>25G/SQM	83604	735581	97827	582875
560312	N-WOV,M-MAD FIL>25G/SQM>70GSQM	129426	719375	107068	816944
560313	N-WOVNS,M-MAD FIL>70G/SQM>150G	18079	304466	39967	241787
560314	N-WOV,M-MAD FLAME WT>150G/SQM	12010	295268	15926	130599
560391	OTH NONWOVENS, WT>25 G/SQM	2411	4496		3763

Contd.

10.11 Imports by Economic Categories (Detail)

(In Thousand Rupees)

I T E M S		FEBRUARY, 2016	FROM JULY, 2015	FEBRUARY, 2015	FROM JULY, 2014
560392	OTH N-WOV,WT>25G/SQM>70 G/SQM	13541	83509	6151	26193
560393	OTH,NON WOVEN>70G/SQM>150G/SQM	2370	27037	3742	19757
560394	OTH,N-WOVEN WEIGHING>150G/SQM	294923	1688302	209263	1514824
560410	RUBBER THREA AND CORD,TEX COVE	1571	14852	2107	24308
560490	OTHER,TEXTILE COVERED MATERIAL	7159	73429	15323	72684
581099	OTH TEXTILE MATERIAL.	155	7143	108	492
581100	QUILTED TEXTILE PRODUCT PIECE.	8401	48473	4077	37304
590110	TEX FAB.GUM COATED/AMYLAC,SUBS		4869	1552	25259
590290	OTH,TYRE CORD FAB YARN VIS-RYN		3122		364
590310	TEX.FAB.IMP,COV/LMTD PICAL.	189799	1233716	127614	1004624
590320	TEX.FAB IMP,COATED,POLYURETHAN	157384	1208449	172887	1423018
590490	OTH FLOOR COVERINGS, LINOLEUM		364		119
590500	TEXTILE WALL COVERINGS.	224	224		98
590610	ADHESIVE TAPE < 20 CM	1976	27703	1317	17003
590691	RUBBERISED TEX FAB,KNIT/CROCH		1685	428	7844
590699	OTHER,RUBBERISED TEX FAB,N.S	16377	80526	12867	82880
590700	TEXTILE FABRICS O/W IMPG/COATD	21365	331780	17382	170359
630800	SETS OF WOVEN FABRICS AND YARN	5	248		35
630900	WORN CLOTHING&OTH WORN ARTICLE	1192386	10803829	848545	8141959
631010	USED&NEW RAGS,SCRAP,TWINE,ETC	1627	1840		2014
640590	OTHER FOOTWEAR	58438	473993	11083	79744
640610	OTH PARTS OF FOOTWEAR N.S.	4941	83304	324	44762
640620	OUTER SOLE/HEEL OF RUB/PLASTIC	27442	140629	31998	116780
640690	PARTS OF FOOTWEAR/OTH MATERIAL	2957	26358	1803	25600
650100	HAT-FORM/BODY,HOODS OF FELT	16	36	6	237
700800	MUL-WALLED INSULATE UNIT GLASS	3526	40330	3750	79102
700910	REAR VIEW MIRRORS FOR VEHICLES	9359	58962	5062	43042
700991	UNFRAMED GLASS MIRRORS	50599	447871	75859	501612
701399	O-GLASSWARE INDOOR DECORATION	204142	1448590	207214	1538159
701890	OTH GLASS ART O/T IMI-JEWELERY	11029	77985	11437	50516
701911	SILVER/ROVINGYARN C/STAND=50MM	699	3160		520
701912	ROVINGS	13921	83843	19439	76984
702000	OTH ARTICLES OF GLASS	8686	61006	8768	32700
710122	CULTURED PEARLS WORKED		39		
710310	UN-WORKED/SIMPLY SAWN PRE-STON		13591	1238	23114
710399	OTH SEMI/PRE STONES WORKED N.S		647		42
710420	OTH UN-WORKED SAWN,SYN PRE STO		47		
710590	OTH DUST/POWDER NAT SYN PRE ST				31
710610	SILVER POWDER				6
710691	SILVER UNWROUGHT		493972	4400	421939
710692	SEMI-MANUFACTURED SILVER	8411	43410	482	59999
711019	OTH PLATINUM OTH SEM MFG FORM		173		2930
711049	OTH MET-PLAT GRUD/ALOY S-MED F				179
730890	OTH STRUCTURE OF IRON OR STEEL	877840	6007973	305892	3132794
730900	RESERVATORS,TANKS,VATS SIMICONT	28175	108268	16561	132043
731010	TANKS,CASKS,DRUMS,CANS,BOX>50	3191	15401	88	11319
731021	CAN,CLOSED BY SOLD/CIMP CAP<50	7494	89383	2213	64239
731029	OTH TANK,CASK,DRUM,BOX CAP<50	38944	239316	147179	622261
761090	ALUM STRUCTURE & PARTS N.E.S.	45403	266260	86050	510652
761100	ALUM RESERVOIRS,TANKS VATS ETC	6	6	64	162
761210	COLLAPSIBLE TUBULAR CONTA ALUM	3229	20228	3531	19217
761290	OTH CASKS,DRUM,CAN,BOXES ALUMI	121633	1278463	113173	1010913
890800	VESSELS&F-STRU FOR BREAKING UP	2489386	16149780	2693330	40107107
900110	OPTICAL FIB,OPTI FIB BUNDLES	18779	341005	25451	230702
900120	SHEET,PLATE OF POLARISING MATE		73		397
900130	CONTACT LENSES.	2442	12986	428	8122
900140	SPECTACLE LENSES OF GLASS.	4556	31620	3421	32331
900150	SPECTACLE LENSES OTH MATERIAL	4384	19498	7099	20069
900190	OTH LENSES, PRISMS, MIRRORS	703	12087	217	5146
900211	OBJETIVE LENSE CAMRA/PROJECTOR	1477	5235	263	3482

Contd.

10.11 Imports by Economic Categories (Detail)

(In Thousand Rupees)

I T E M S		FEBRUARY, 2016	FROM JULY, 2015	FEBRUARY, 2015	FROM JULY, 2014
900219	OTHER OBJECTIVE LENSES.	78	13157	2522	5569
900220	FILTERS FOR OBJECTIVE LENSES		920		203
900290	OTH,MOUNTED OPTICAL ELEMENTS	1048	11492	262	31320
900311	FRAMS,MOUNTINGS OF PLASTICS	668	7335	641	8493
900319	FRAM,MOUNTING OF OTH MATERIAL	11892	75179	12431	43841
900390	PART FOR FRAMES&MOUNT SPECATLE	293	436	8	112
900410	SPECTACLES,GOGGLES SUNGLASSES	43948	217863	30512	208276
900590	PARTS/ACCESSORIE OF BINOCULARS		81	71	16897
900610	CAMERA FOR PREPARE PRINT PLATE		224		
900630	CAMERA USED IN UNDERWATE SURVY				15
900640	INSTANT PRINT CAMERAS				412
900651	CAMERA(SLR) FOR FILM WD!>35MM		86	541	560
900659	OTH CAMERA PHOTOGRAPHIC		650	294	8938
900661	DISCHARGE LAM FLASHLIGHT APPAR	51	1038	118	773
900669	OTH PH-GRAPHIC FLASHLIGHT APPA	98	724	36	1112
900691	PARTS,ACCE PHOTOGRAPHIC CAMERA	1420	7309	1266	5217
B. CAPITAL GOODS TOTAL		31937696	267598309	28070496*	253272846
250100	SALT/PURE SODIUM CHLORIDE	2128	30328	3189	28110
250300	SULPHUR OF ALL KINDS	108037	606907	22609	389192
250410	NATURAL GRAPHITE OF ALL KINDS	9165	60542	12269	63225
250490	OTHER,NATURAL GRAPHITE		234		1523
250510	SILICA SANDS AND QUARTZ SANDS	579	12080	1898	10036
250590	OTHER NATURAL SANDS	777	5962	995	24879
250610	QUARTZ (O/T NATURAL SANDS)	248	2742	1059	2452
250620	QUARTZITE ROUGHLY TRIMMED				254
250700	KAOLIN & OTH KAOLIN CLAYS	55020	463632	38352	427962
250810	BENTONITE	35561	84830	7829	59612
250830	FIRE-CLAY	3421	8333		4554
250840	OTHER CLAYS	6893	59332	11519	51290
250860	MULLITE		153		4092
250870	CHAMOTTE OR DINAS EARTHES			733	1464
250900	CHALK	8763	79811	5047	83622
251110	NATURAL BARIUM SULPHATE	1363	40822		19322
251200	SILICEOUS FOSSIL MEALS	1291	8539	75	13238
251310	PUMIC STONE W/NOT HEAT TREATED	6967	64731	5209	44321
251320	EMERY,NATURAL CORUNDUM,GARNET	6514	30535	2645	34333
251400	SLATE,WHET/NOT ROUGHLY TRIMED		367		
251511	MARBLE/TRAVERTINE,CRUDE ROUGH	8817	215936	42911	102501
251512	MARBLE,TRAVERTINE,MERELY CUT		4617		2692
251611	GRANITE,CRUDE/ROUGHLY TRIMMED	3469	22040		11532
251612	GRANITE,MERELY CUT,BY SAWING	1833	3839	109	3476
251620	SANDSTONE,CRUDE/ROUGHLY TRIMED	484	2451		1202
251690	OTH MONUMENTAL BUILDING STONE				1828
251710	PEBBLES,GRAVEL/CRUSH STONE ETC	241	297	221	637
251741	GRANULES,CHIP & POWDER,MARBLE	73	10810	26	5203
251749	OTH GRANULE,CHIPPING & POWDER	165	8413	46	800
251810	DOLOMITE, NOT CALCINED	220	1294		
251830	DOLOMITE RAMMING MAX		2673		7351
251910	NAT.MAG.CARBONATE (MAGNESITE)		1153		
251990	OTH FUSED MAGNESIA,DEAD BURNED	5418	70050	4367	76683
252010	GYP SUM; ANHYDRITE	7218	42010	5811	28203
252020	PLASTERS OF CALCINED GYPSUM	341	3841		4279
252100	LIMESTONE FLUX;LIMESTON CEMENT		2506		
252210	QUICKLIME		972	370	370
252220	SLAKED LIME		4188		1501
252230	HYDRAULIC LIME		269		29
252310	CEMENT CLINKERS	61620	167951	147	2856

Contd.

10.11 Imports by Economic Categories (Detail)

(In Thousand Rupees)

ITEMS	FEBRUARY, 2016	FROM JULY, 2015	FEBRUARY, 2015	FROM JULY, 2014
252321 WHITE PORTLAND CEMENT				223
252329 OTHER PORTLAND CEMENT	80549	463908	71379	519545
252330 ALUMINOUS CEMENT(CEMENT FONDU)	207	2843	149	1048
252390 OTHER HYDRAULIC CEMENTS	3098	234651	83399	319862
252410 ASBESTOS CROCIDOLIITE				2293
252490 OTHER ASBESTOS	34451	108861	23084	238321
252520 MICA POWDER	710	7167	307	3938
252610 NATURAL STEATITE,NOT CRUSHED	782029	899699	146383	2341578
252620 NATURAL STEATITE,CRUSH/POWDER	3092	32656	4262	23270
252800 NATURAL BORATES & CONCENTRATES		123		94
252910 FELDSPAR		3445		41
252921 FLUORSPAR<97% CALCIUM FLORIDE		148		
252922 FLUORSPAR>97% CALCIUM FLORIDE		2850		7574
252930 LEUCITE;NEPHELINE,NEPH SYENITE	933	5486		
253010 VERMICULITE,PERLITE CHLORITES	320	6302		2575
253090 OTHER,MINERAL SUBSTANCES	24163	276034	16550	237658
260111 IRON ORES,CONCEN,NON-AGGLOMERT		142300	415686	2216198
260200 MAGANESE ORES & CONCENTRATES				117194
260300 COPPER ORES AND CONCENTRATES				43
260400 NICKLE ORES AND CONCENTRATES		129		111
260700 LEAD ORES AND CONCENTRATES	1302	8791	257	5502
260800 ZINC ORES AND CONCENTRATES		3662		
261000 CHROMIUM ORES AND CONCENTRATES		8901		16411
261390 MOLYDENUM ORES/CONC O/T ROAST		64		
261400 TITANIUM ORES & CONCENTRATES		18777	179	19802
261510 ZIRCONIUM ORES AND CONCENTRATE				5351
261590 OTH NIOBIUM,TANTALUM,VANAD ORE		288		
261800 GRANULATED SLAG M/G IRON,STEEL	93923	604720	7387	148030
261900 SLAG,DROSS OTH WASTE,IRN/STL	18561	73062	2572	31850
262011 HARD ZINC SPELT MAINLY OF ZINC	5126	13344	3799	5791
262019 OTH,ASH&RESIDUE C/MAINLY ZINC		4626	2898	28780
262040 ASH&RESIDUE MAINLY OF ALUMNIUM		741		
262091 ASH&RESIDUE CONTAIN ANTIMONY		228		
262099 OTH ASH&RESIDUE CANTAIN METAL		884		
262190 OTH SLAG &ASH,RESIDUES M-WAST	790	7819	2991	14726
270111 ANTHRACITE NOT AGGLOMERATED	1111	9792		2336
270119 OTHER COAL,NOT AGGLOMERATED	3766478	29857350	4085398	34249386
270120 BRIQUETTES SIMILAR SOLID FUEL		64		72
270210 LIGNITE NOT AGGLOMERATED	1033	3937		3110
270300 PEAT INCLPEAT LITTER	795	10850		6228
270400 COKE/SEMI OF COAL,RETORT CARBN	180139	1499662	272541	2119896
270500 COAL GAS,WATER GAS,SIMILAR GAS	171	658	69	404
270600 TAR FROM COAL/LIGNITE/PEAT ETC		8383		13899
270720 TOLUOLE (TOLUENE)		6100		
270730 XYLOLE (XYLENES)	100695	898384	120274	1291409
270750 OTH STOCK FOR CARBON BLACK	7023	172596	79802	169970
270791 CREOSOTE OILS		2391		1611
270799 OTH OIL /PROD DISTLION COALTAR	11963	396183	108703	806792
271019 KEROSENE,INCL KER.TY. JET FUEL	1292496	12279801	1247858	9017809
271129 OTH GAS HYDROCARBON GAS STATE	26128	31735	258	2692
271210 PETROLEUM JELLY	24184	389781	7945	180617
271220 PARAFIN/WAX,CONT WT<0.75%OIL	24550	260797	20118	204656
271390 OTH RESIDUE PETROLEUM BITUMEN		3575		3282
271500 BITUMEN MIXTURES,NATURAL	3177	30125	3066	41509
271600 ELECTRICAL ENERGY	329936	2368276		
280120 IODINE	46304	139879	19306	189183
280200 SULPHUR,SUB/PRE COLLI.SULPHER	295	1010		3829
280300 CARBON(INCL CARBON BLACK)NES	138066	1213784	140637	649952
280410 HYDROGEN.	28	1714	67	29780
280421 ARGON	9779	43536	3276	33509

Contd.

10.11 Imports by Economic Categories (Detail)

(In Thousand Rupees)

I T E M S		FEBRUARY, 2016	FROM JULY, 2015	FEBRUARY, 2015	FROM JULY, 2014
280429	OTHER, RARE GASES.	13427	83869	18267	62189
280430	NITROGEN	28	4423	756	1942
280440	OXYGEN		1742	349	1186
280450	BORON, TELLURIUM				5
280461	SILICON CON & 99.99% BY WEIGHT		9171	5378	10759
280469	OTHER SILICON	5307	37499	592	6189
280470	PHOSPHORUS	419	39046	7796	61797
280480	ARSENIC	5139	13692		13470
280490	SELENIUM	1932	45728	6836	104825
280511	SODIUM	2	2		2
280512	CALCIUM		8494	7977	7977
280519	OTHER ALKALI METALS	1188	44689	4232	23451
280540	MERCURY		5808	5015	16417
280610	HYDROGEN CHLORIDE (HCL ACID)		9355	60	3004
280620	CHLOROSULPHURIC ACID				2
280700	SULPHURIC ACID; OLEUM		1858	25	1781
280800	NITRIC ACID;SULPHONITRIC ACIDS	9389	82884	7522	77265
280910	DIPHOSPHORUS PENTAOXIDE	344	8178	914	4728
280920	PHOSPHORIC/POLPHOSPHORIC ACIDS	2352048	20550661	2626478	18212490
281000	OXIDES OF BORON;BORIC ACIDS	26549	197949	9901	175954
281111	HYDROGEN FLUORIDE	1121	7297		5969
281119	OTHER INORGANIC ACIDS.	22770	84395	17660	90198
281121	CARBON DIOXIDE	228	1015	1279	107965
281122	SILICON DIOXIDE (SILICA)	50950	495174	60616	443899
281129	OTH INORGANIC OXYGEN COMPOUNDS	30	15078	1482	11756
281210	CHLORIDES AND CHLORIDE OXIDES	67	143		76
281290	OTH HALIDE/HALIDE OXIDES	443	16303		7593
281310	CARBON DISULPHIDE		4		13
281390	OTH SUPHIDE OF NON-METALS		8375		
281410	ANHYDROUS AMMONIA		1487		
281420	AMMONIA IN AQUEOUS SOLUTION	1572	25034	3259	6982
281511	SODIUM HYDROXIDE SOLID	12608	81319	32091	102946
281512	SODIUM HYDROXIDE AQUEOUS SOL	117	2091	70	1646
281520	POTASSIUM HYDROXIDE (CAUSTIC)	7409	113096	16803	237090
281530	PEROXIDES OF SODIUM/POTASSIUM		137		67
281610	HYDROXIDE/PEROXIDE OF MAGNESUM	1783	35801	1433	33300
281640	STRONTIUM,OXIDE,H-OXIDE,PEROXI	5	5621	3	966
281700	ZINC OXIDE;ZINC PEROXIDE	19341	171375	35759	162285
281810	ARTIFICIAL CORUNDUM NOT DEFIN	3205	25789	1336	19078
281820	ALUMINIUM OXIDE O/T ARTIFICIAL		115386	57777	186438
281830	ALUMINIUM HYDROXIDE	32203	314594	36917	289161
281910	CHROMIUM TRIOXIDE	18125	70046	26996	93511
281990	OTH,CHROMIUM OXIDES&HYDROXIDE		4936		5266
282010	MANGANESE DIOXIDE	2397	17400	3226	17015
282090	OTHER, MANGANESE OXIDES		5138		16570
282110	IRON OXIDES AND HYDROXIDES	46156	404857	39159	345277
282120	EARTH COLOURS	2287	3173		
282200	COBALT OXIDE & HYDROXIDE	7183	66953	5957	36762
282300	TITANIUM OXIDES.	33853	183513	22015	178793
282410	LEAD MONOXIDE(LITHARGE,MASICOT		22617	3791	9694
282490	OTHER, LEAD OXIDES	19612	27593		1269
282510	HYDRAZINE,YDROXYLAMINE SALT	14185	61287	9634	43325
282520	LITHIUM OXIDE AND HYDROXIDE	1925	11429		6180
282530	VANADIUM OXIDES AND HYDROXIDES	1098	1303		6365
282540	NICKEL OXIDES AND HYDROXIDES		364		
282550	COPPER OXIDES AND HYDROXIDES				612
282560	GERMANIUM OXID/ZIRCONIUMDIOXID		151		2
282570	MOLYBIDENIUM OXIDES/DIOXIDES	14	41		439
282580	ANTIMONY OXIDES		33348		36400
282590	OTH INORGANIC BASE/METAL OXIDE	1038	7241	11194	35005

Contd.

10.11 Imports by Economic Categories (Detail)

(In Thousand Rupees)

ITEMS	FEBRUARY, 2016	FROM JULY, 2015	FEBRUARY, 2015	FROM JULY, 2014
282619 OTHER, FLOURIDES	439	15871	899	20623
282630 SODIUM HEXAFLOROALUMINATE		26	52	151
282690 OTHER, COMPLEX FLUORINE SALTS	30	6882	2302	7984
282710 AMMONIUM CHLORIDE	8677	62955	6058	44902
282720 CALCIUM CHLORIDE	3850	65416	5936	58395
282731 CHLORIDES OF MAGNESIUM	2156	24627	1322	19504
282732 CHLORIDES OF ALUMINIUM	1	3736	3	39114
282735 CHLORIDES OF NICKEL	3737	20511		15911
282739 OTHER CHLORIDES:	8496	93857	17494	105787
282741 CHLORIDE OXIDE/HYDROXIDE COPPER	1	80	266	564
282749 OTH CHLORIDE OXIDE/HYDROXIDES	1406	2462	414	954
282751 SODIUM POTASSIUM BROMIDES	2	6325	750	3621
282759 OTH BROMIDE/BROMIDE OXIDE	29418	88816		12168
282760 IODIDES AND IODIDE OXIDES	195	15468	2698	16092
282810 COM CAL HYP (BLEACHING POWDER)				8
282890 OTH HYPOCHLORITES/HYPOBROMITES	1692	43070	8869	40604
282911 CHLORATES OF SODIUM	1630	17804		19050
282919 OTH CHLORATES/PERCHLORATES	29977	339375	46835	379687
282990 OTH BROMATES/PERBROMATE/IODATE	167	29996	460	42985
283010 SODIUM SULPHIDES	26650	669005	71644	751193
283090 OTH, SULPHIDES, POLYSULPHIDES	68	160		2888
283110 SODIUM DITHIONITE, SULPHOXYLATE	71274	725205	132908	845560
283190 OTH DITHIONITE & SULPHOXYLATE	38910	367822	78976	423007
283210 SODIUM SULPHITES (NEUTRAL)	19081	214791	37635	281462
283220 OTHER SULPHITES	382	7304		8016
283230 THIOSULPHATES	2078	7332	22	6673
283311 DISODIUM SULPHATE	94693	890716	129001	989204
283319 OTHER SODIUM SULPHATES	805	13228	749	30865
283321 MAGNESIUM SULPHATE (EPSOM SLATE)	2541	21394	1107	14718
283322 SULPHATES OF ALUMINIUM	10168	58639	5864	58288
283324 SULPHATES OF NICKLE	9327	57951	12412	52702
283325 SULPHATES OF COPPER	1217	82526	5803	75384
283327 SULPHATES OF BARIUM	8868	47429	1933	33123
283329 OTHER SULPHATES	59843	652796	81454	833994
283330 ALUMS	536	2011	10	396
283340 PEROXOSULPHATES (PERSULPHATES)	18	33533	2943	22498
283410 NITRITES	7139	63436	2392	41482
283421 NITRATES OF POTASSIUM	4569	88365	3275	45080
283429 OTHER, NITRATES	5895	74144	6727	42984
283510 PHOSPHINATES & PHOSPHONATES	2222	6020	193	29123
283522 PHOSPHATES OF MONO-OR DISODIUM	34127	148977	19513	134576
283524 PHOSPHATES OF POTASSIUM	9459	22679	6235	28491
283525 CALCIUM HYDROGEN-ORTHOPHOSPHAT	141123	715222	58911	615701
283526 OTH CALCIUM PHOSPHATE (PURE)	56522	201578	4902	284746
283529 OTHER, PHOSPHATES	1627	21184		41689
283531 SODIUM TRIPHOSPHATE	68590	547482	50882	579944
283539 OTHER, POLYPHOSPHATES	36581	235407	23356	233059
283620 DISODIUM CARBONATE NATURAL	242919	787943	85137	1062536
283630 SODIUM HYDROGEN CARBONATE	31889	167093	13959	79926
283640 POTASSIUM CARBONATE	23586	87781	22738	157250
283650 CALCIUM CARBONATE	13774	114992	20894	124755
283660 BARIUM CARBONATE	23550	173457	21390	95626
283691 LITHIUM CARBONATE	2670	3228		2242
283692 STRONTIUM CARBONATE	13	13		160
283699 OTHER, CARBONATES	44218	387566	38801	390145
283711 CYANIDES OF SODIUM	7610	53916	7195	68109
283719 OTH CYANIDE/OXIDES	27	3835	137	3236
283720 COMPLEX CYANIDES	70	1154	18	436
283911 SODIUM METASILICATES	56	17505	51	7279
283919 OTHER, SILICATES	970	9645	2247	7550

Contd.

10.11 Imports by Economic Categories (Detail)

(In Thousand Rupees)

I T E M S		FEBRUARY, 2016	FROM JULY, 2015	FEBRUARY, 2015	FROM JULY, 2014
283990	OTHER, METAL SILICATE	3609	25788	605	30282
284011	SODIUM TETRABORATE ANHYDROUS		30		412
284019	OTH DISODIUM TETRABORAT(REFINE	5894	183711	36059	155766
284020	OTHER, BORATES	349	13969	311	1007
284030	PEROXOBORATES (PERBORATES)		627	122	1736
284130	SODIUM DICHROMATE	41944	239364	47761	277178
284150	OTH CHROMATE DI/PER CHROMATES	34	10411	16	7687
284161	POTASSIUM PERMAGANATE		33604		17804
284169	OTH MAGANITE MAGANATE/PERMAGAN		69	30	30
284170	MOLYBDATES	119	2297	148	2903
284180	TUNGSTATES (WOLFRAMATES)		23	468	471
284190	OTH,SALT OXOMETALIC/PEROX ACID	872	9307	144	3979
284210	DOUBLE OR COMPLEX SILICATES.	12836	135384	14667	117944
284290	OTHER SALTS OF INORGANIC ACIDS	4541	106424	723	6225
284310	COLLOIDAL PRECIOUS METALS				92
284321	SILVER NITRATE.	387	4015	5	1856
284329	OTHER,SILVER COMPOUNDS	1677	7235	9	9340
284330	GOLD COMPOUNDS.	25	25	9	272
284390	OTHER COMPOUNDS,AMALGAMS	3	1845	6	1317
284410	NATURAL URANIUM,ITS COMP ALLOY		771	100	548
284430	URANIUM DEPLET THORIUM IT COMP		66		
284440	RADIOACTIVE EL/ISOTOP COMP ALY	10536	149822	12037	90580
284450	SPENT FUEL EL NUCLEAR REACTOR				653
284590	OTH ISOTOPES & THEIR COMPOUNDS		749	2	249
284610	CERIUM COMPOUNDS.	553	10674	5	125
284690	OTH RARE EARTH METAL COMPOUNDS	10	6145	95	195
284700	HYDROGEN PEROXIDE SO-WITH UREA	21917	142996	27352	221849
284910	CALCIUM CARBIDES	63159	330564	78618	550020
284920	SILICON CARBIDE	7285	26298	8305	27212
284990	OTHER CARBIDE		109	82	544
285000	HYDRIDE,NITRIDE,AZIDE,BRMD ETC	304	12120	628	2465
285210	INORG/ORGANIC COMP OF MERCURY	13378	43515	6228	25552
285290	OTH INORG/ORGA COMP-MERCURY	6135	9821	206	2753
285300	OTH INORGANIC COPM AMALGAMS	246	2421	55	4393
290899	OTH SULPHONATED DER OF PHENOLS	1088	68089	2	54219
290911	DIETHYL ETHER				227
290919	OTHER, ACYCLIC ETHER	647	14905	1361	20111
290920	CYCLANIC,CYC ETHER HALOGEN DER		2693		704
290930	AROMATIC ETHER HALOGEN SULPH'T	8110	77512	11046	70687
290941	2,2-OXYDIETHANOL(DIETHYL GLYCL	77019	557345	63435	526096
290943	MONOBUTYL ETHER,ETHYLEN GLYCOL	13056	103094	2616	76946
290944	MONOALKYL ETHER,ETHYLEN,GLYCOL	20195	315536	10236	228067
290949	OTH,ETHERS THEIR DERIVATIVES	34377	227793	48138	240433
290950	ETHER-PHENOLS,ETHERALCH PHENOL	586	21972	2515	22680
290960	ALCH PEROXID,ETH PEROXID,KETON	24611	182604	13863	192236
291010	OXIRANE (ETHYLENE OXIDE)	236	7188		11515
291030	1-CHLORO-2,3-EPOXYPROPANE	7169	49203	3454	35083
291090	OTH,EPOXIDE,EPOXYALCH,EPOXYPHL	3249	9531	9	4897
291100	ACETAL HEM/ACETAL,OXYFUNC HEL	139	1237	178	319
291211	METHANE WITHOUT OTH OXYGN FUNC		8162		4317
291212	ETHANE WITHOUT OTH OXYGEN FUNC	846	846	210	1091
291219	OTH,ACYCLIC ALDEHYD W/O OTHOXY	6656	90655	20616	121942
291221	BENZALDEHYDE W/O OTH OXY FUNC	406	4417	4	174
291229	OTH CYCLIC ALDEHYD W/O OXY FUN	2917	16580	274	26690
291241	VANILLIN(4-HYDROXY-3-METHOXYBZ	6066	82125	3563	47008
291242	ETHYLVANILIN(3-ETHOXY-4HYDROXY	1106	14390	1259	15751
291249	OTH ALDEHYDE-ETHER/PHENOL/OXYG	28	3484	160	2831
291260	PARAFORMALDEHYDE	4800	38557		36952
291300	HALOGEN,SULPHONAT,NITRAT DERV	26	31	9	47
291411	ACETONE	10	40459	2075	57447

Contd.

10.11 Imports by Economic Categories (Detail)

(In Thousand Rupees)

ITEMS	FEBRUARY, 2016	FROM JULY, 2015	FEBRUARY, 2015	FROM JULY, 2014
291412 BUTANONE(METHYL ETHYL KETONE)	3022	249467	2407	295165
291413 4-METHYLPENTAN-2-ONE	2790	21211	10460	33513
291419 OTH,ACYCLIC KETONE W-OUT OXY-F	234	1128	45	1133
291422 CYCLOHEXANONE,METHYLCYCLOHEXON	3653	89992	6535	112863
291423 IONONES AND METHYLIONONES		1342		3883
291429 OTH,CYCLANIC ETC W/O OTHOXYGN	2075	15126	2208	12043
291431 PHENYLACETONE(1-PHENYLPROPAN-2				933
291439 OTH,AROMATIC KETONE W/O OXYGEN	545	3267	175	2389
291440 KETONE-ALCOHOL KETONE-ALDEHYDE	3680	50987	3809	45872
291450 KETONE-PHENOL/KETONE W/O OXYGN	2807	18688	1616	15555
291461 ANTHRAQUINONE				499
291469 OTHER QUINONES	5662	42369	7177	43695
291470 HALGENATED,SULPHONATED,DERIVA	759	1569	854	6063
291899 OTH INDREDIENTS FOR PESTICIDES	46461	368892	42266	344846
291910 TRIS(2,3-DIBROMOPROPYL)PHOSPHA	5	5	1048	1048
291990 OTH PHOSPHORIC ESTER/SALT/DERI	7210	43045	1389	55607
292019 OTH THIOPHOSPHORICESTERS, DERI		268		
292090 OTH ESTER OTH INORGANIC ACID	33255	119092	18491	83376
292111 METHYLAMINE,DI/TRI & ITS SALT	5029	62306	8163	67492
292119 OTH ACYCLIC MONOAMIN/DERV/SALT	613	32177	1801	23230
292121 ETHYLENEDIAMINE AND ITS SALTS	4695	58674	2318	56359
292122 HEXAMETHYLENEDIAMINE/ITS SALTS		3330		2816
292129 OTH ACYCLIC POLYAMIN/DERV/SALT	485	22946	2352	19443
292130 CY-CLANIC,LENIC LOTERPENI/SALT	7792	47565	5419	41658
292141 ANILINE AND ITS SALTS	3475	12027	407	26111
292142 ANILINE DERIVATIVES/ITS SALT	13738	193361	14112	214967
292143 TOLUIDINE/ITS DERIVATIV/SALT	11952	35230	5104	26532
292144 DIPHENYLAMINE/ITS DERIV/SALT	24	564		
292145 1,2-NAPHTHYAMINE/ITS DERIVATE	2298	39033	4020	26575
292149 OTH,AROMATIC MONOAMIN DER/SALT	191227	607861	34488	293323
292151 O,M,P-PHENYLENE,DIAMINE SALT	19948	225037	22759	216446
292159 OTH AROMATIC POLYAMIN DER/SALT	5610	71893	14413	137340
292211 MONOETHANOLAMINE AND ITS SALTS	18468	44713		39274
292212 DIETHANOLAMINE AND ITS SALTS	1906	55446	13199	41182
292213 TRIETHANOLAMINE AND ITS SALTS	13850	56264	5527	18850
292219 OTH AMINO-ALCH ETHER/ESTR/SALT	74822	836440	137209	1247983
292221 AMINOHYDROXYNEPHLENE ACID/SALT	29345	181770	24419	161514
292229 OTH AMINO NAPHTHOL/PHENOL ETHER	88182	465281	45723	594834
292231 AMINO ALDEHYDES AMINO KETONES		1468		
292239 OTH AMINO ALDEHYDES	5345	85634	5570	49575
292241 LYSINE/ITS ESTER SALT THEREOF	264152	1721629	61963	1755404
292242 GLUTAMIC ACID AND ITS SALTS	169734	1853159	28508	1080904
292243 ANTHRANILIC ACID AND ITS SALTS		319		
292249 OTH AMINOACID/ESTER O/T OXYFUN	374858	2362246	224219	1927376
292250 AMINO-ALCHL/ACIDPHENOL/IT COMP	91618	779005	284155	1116805
292310 CHOLINE AND ITS SALTS	3057	15295	2148	19802
292320 LECITHIN/OTH PHOSPHOAMINOLIPID	27452	137149	7026	124442
292390 OTH QU-AMMONIUM SALT/HYDROXID	27985	280300	51345	445634
292412 FLUOROACETAMIDE(ISO)MONOCROTO				354
292419 OTH AMIDE COMP,CARBONIC ACID	37515	440832	37900	515149
292421 UREINES/DERIV/SALT THEREOF	4374	21883	13313	67624
292424 ETHINAMATE (INN)				709
292429 OTH CYCLIC AMIDE DERIV/SALTS	182784	1522304	99172	1203803
292511 SACCHARIN AND ITS SALTS	39045	197743	24087	191543
292519 OTH IMIDE/DERIV/SALT THROF	862	16925		17209
292521 CHLOIMEFORMRD (ISO)		896		
292529 DIPHENYL-GUANIDINE	49368	374251	47909	369752
292610 ACRYLONITRILE	1915	19109	10088	23583
292620 1-CYANOGUANIDINE(DICYANDIAMIDE	4432	35367		46225
292690 OTH,NITRILE-FUNCTION COMPOUNDS	387374	4284685	282044	2329809

Contd.

10.11 Imports by Economic Categories (Detail)

(In Thousand Rupees)

I T E M S		FEBRUARY, 2016	FROM JULY, 2015	FEBRUARY, 2015	FROM JULY, 2014
292700	DIAZO-,AZO-/AZOXY-COMPOUNDS	9439	174284	11990	144993
292800	ORGANIC DERV,HYDRAZIN/HYDOXY	5501	50449	8848	58659
292910	ISOCYANATES W-NITROGEN FUNCTIO	195687	2117175	201872	2307290
350790	OTH ENZYMES/PREP ENZYMES	192862	1731416	200406	1477315
360200	PREP EXPLOSIVE O/T POWDER		45849		11046
381590	OTHER CATALYTIC PREPARATIONS	131579	608230	104214	390223
401039	TRANS SYS,BELT OTH 150-198 CM	37081	142477	8339	135479
401110	NEW PNEUM TYRES FOR MOTOR CARS	286189	2295703	85863	1362149
401120	NEW PNEUM TYRES FOR BUS/LORRY	1207346	16658439	764930	14233396
401130	NEW PNEUM TYRES RUB AIRCRAFTS	7498	233909	35491	125995
401140	NEW PNEUM TYRE RUBB MOTORCYCLE	724	23452	4494	57543
401150	NEW PNEUM TYRE RUBB BICYCLES	3311	23560	3500	27080
401161	TYRE AGRICULTURE VEH/MACHINE	112368	1293944	72532	939622
401162	TYRE INDUSTRIAL VEH=61 CMS		866		376
401163	TYRE INDUST/CONS VEH>61 CMS		4473		9460
401169	OTHER TYRE HERRING BONE	32	4235	429	3171
401192	OTHER TYRE AGRICULTURE/MACH		3230	13	697
401193	OTH TYRE INDUSTRIAL VEH=61 CM	991	17268	3580	21269
401194	OTH TYRE INDUSTRIAL VEH>61 CM		3028		3183
401199	OTH TYRE NEW PNEUMATIC RUBBER	38672	540052	68396	482778
401211	RETREATED TYRES FOR MOTORCARS		188		
401212	RETREATED TYRE FOR BUSES/LORRY		77		159
401213	RETREATED TYRE FOR AIRCRAFTS		10882	6019	19722
401219	OTHER RETREATED TYRE OF RUBBER		410		19
401220	USED PNEUMATIC TYRES OF RUBBER		91		
401290	OTH USED PNEUMATIC TYRE RUBBER	2331	24751	1580	31938
401310	INNER TUBES,OF MOTOR CAR/BUSES	13051	120935	4099	100626
401320	INNER TUBES FOR BICYCLES	1251	22715	1540	25269
420340	OTHER CLOTHING ACCESSORIES	4391	90890	10730	173414
440290	OTH WOOD CHARCOAL NOT AGGLOMER	10	16408	2	8443
440500	WOOD WOOL;WOOD FLOUR.	1184	6104		19
440690	OTH RAILWAY SLEEPERS OF WOOD		2174		3020
440710	CONIFEROUS WOOD SPECI SAW/CHIP	1166	16285	954	4249
440721	MAHOGANY (SWIETENIA SPP) TROP		3194		
440725	TROPICAL WOOD DARK RED MERANTI	32635	247238	35346	184992
440726	TROPICAL WOOD WHITE LAUAN ECC	34243	254321	23068	172596
440727	SAPELLI		4126		
440729	OTH TROPICAL WOOD NON-CONF SAW	445680	2848527	487808	3285654
440791	OAK WOOD,SWAN/CHIPPED LEN WISE		13009	2247	10972
440792	BEECH WOOD SWAN/CHIPPED L/WISE	5122	42752	4349	82372
440794	OTH TROPICAL WOOD OF CHERRY		705		
440795	OTH TROPICAL WOOD OF ASH	46809	408232	37929	463527
440890	OTH.LAMINAT WOOD SAWN.SLICED6M	17433	114177	13001	92060
440910	WOOD CONIFEROUS SPECIES SHAPED	481	660	386	386
440921	WOOD NON-CONIFEROUS OF BAMBOO		767		863
441700	TOOLS/BODIES/HANDLE OF WOOD		3715	2	2665
441810	WINDOWS FRENCH WINDOWS & FRAME	26	146		20
441820	DOORS FRAMES AND THERSHOLDS	11510	142329	6042	66256
441840	SHUTTERING FOR CONCRETE C/WORK	51	10553	6395	20088
441872	OTH MULTILAYER FLOORING PANELS		83		1382
441879	OTH ASSEMBLED FLOORING PANELS		39324	8587	9975
551694	W-FAB ART FIB<85%WT O/FIB PTIN	374918	2764066	273552	3410890
560121	OTH ARTICLES OF COTTON WADDING	380	5213	294	8378
560122	OTH WADDING OF MAN-MADE FIBRES	1170	5129	489	2635
560129	OTHER, WADDING ARTICLES	1433	25542	907	18405
560600	GIMPED YARN,AND STRIP AND LIVE	23888	460286	43930	311461
560721	BINDER/BALER TWINE OF SISAL	2877	13940	245	6317
560729	OTH,TWINE,CORDAGE,ROPE&CABLE	841	15306	1145	13903
560741	BINDER/BALER TWINE OF POLYTHNE	35	8556		23969
560749	OTH TWINE,CORDAGE,ROP,CAB POLY	13299	103971	10398	69770

Contd.

10.11 Imports by Economic Categories (Detail)

(In Thousand Rupees)

ITEMS	FEBRUARY, 2016	FROM JULY, 2015	FEBRUARY, 2015	FROM JULY, 2014
560750 TWINE,CORDAGE,ROPE,OTH SYN FIB	6204	50663	6306	46492
560790 OTH,TWINE,CORDAGE,ROPE & CABLE	4461	56625	1837	30158
560811 FISHING NETS MAN-MADE TEX MAT	32372	337560	45301	398823
560819 OTH, MADE UP NETS OF TEX MAT	8637	137605	2485	77728
560890 OTH,NOTTED NETS/NETTING ROPE	2685	26784	2513	32886
591000 TRANSMISON CONYOR BELT TEX MAT	8269	110958	16529	127494
591110 TEX FAB,FELT & FELT-LINED FAB.	8430	171344	15465	163218
591120 BOLTING CLOTH,WHET/NOT MADE UP	9085	33582	3877	26521
591131 TEX FAB & FELTS,< 650G/SQM .	2141	44097	397	30806
591132 TEX FAB & FELTS,>0650G/SQM .	12702	223591	19978	278047
591140 STRAINING CLOTH USEDOIL PRESS	729	3773	367	1063
670490 WIGS,BEARD,EYE-BROW OF OTH MAT	47	1589	408	1386
680100 ARTICLE OF STONE PLAS CEMET	1	7		6339
680210 TILES CUBES AND SIMILAR ARTICL	7	16	1390	4684
680221 OTH MONUMENTAL BUILD STONE/ART	30968	248215	33996	198923
680223 GRANITE	132078	943874	116691	834263
680229 OTHER STONE	34	905	11	1914
680291 OTH MARBL TRAVERTIN&ALABASTER	2569	10807	639	5700
680293 OTHER GRANITE	373	6457	12998	87808
680299 OTHER STONE	522	8400	21	6385
680690 OTH ARTICLE OF HEAT INSULATING	8188	61648	9884	53237
680710 ARTICLE OF ASPHALT IN ROLL	1342	16490	1016	7252
680790 OTH ARTICLE OF ASPHALT MATERL		2311		4504
681099 OTH ARTICLE OF CEMENT	236	3801	245	5642
681140 ARTICLES CONTAINING ASBESTOS		138		
681181 CORRUGATED SHT NOT CON ASBESTO	582	582		
681182 O-SHT,PANEL,TILES,NOT CON ASBE	10348	121528	8162	36345
681599 OTH ARTICLE OF STONE OTH MINRL	7280	38177	5868	37386
690100 BRICK , TILE OF SILI FOSSIL	43	3689	34	3120
690210 REF BRICK,TILE>50%MG,CA	91498	703501	116213	920185
690220 CERAMIC>50%SILICA,ALUM	41038	355862	54458	217959
690390 OTH REFRECTORY CERAMIC GOODS	8871	82013	5188	95138
690410 CERAMIC BUILDING BRICKS				1104
690490 OTH C/FLOORING BLOCKS F/TILE	2220	13541	150	3572
690510 ROOFING TILES	1124	5816	34	331
690590 OTH CHIMNEY-POTS,COWLS,ETC.		121		7264
690600 CERAMIC PIPES CONDUITS&FITING			288	3663
690710 TILES CUBES ETC W/N RECT<7CM		26796	6122	60699
690790 OTH,UNGLAZED CERAMICS	275035	2964808	506695	3536181
690810 TILES CUBES AND SIMILAR ARTICL	6834	81810	4663	36229
691490 OTH CERAMIC ARTICLES O/TH PORN	1769	16798	156	59453
700100 CULLET AND OTH WAST&SCRAP,GLAS		4139		2018
700210 BALLS IN GLASS UNWORKED	1006	21786	1415	21593
700220 RODS IN GLASS UNWORKED			5	570
700231 TUBE,FUSED QUARTZ/SILICA,UNWOR				188
700232 TUBE OF OTH GLASS UNWORKED		3071		414
700239 OTHER, TUBES IN GLASS	30107	408739	25466	343388
700312 NON-WIRED SHEETS COLOURED,FLAS	26720	118539	29178	146779
700319 OTH NON WIRED SHEETS OF GLASS	8978	59341	24472	116849
700320 WIRED SHEETS GLASS	229	8889		5271
700330 PROFILES OF GLASS		3054		28
700420 GLASS COLOURED OPACIFIED FLASH		522		
700490 OTHER GLASS	784	31663	8000	81641
700510 NON-WIRED GLASS HAVE ABSORBENT	26099	191515	29698	142119
700521 NON-WIRED GLASS COLOURED,OP/FE	12843	96938	4181	69407
700529 OTHER, NON-WIRED GLASS	28621	153358	9325	126325
700530 WIRED GLASS				825
700600 GLASS BENT, EDGE-H-70.03,04,05	27565	146440	7825	24352
700711 THOUGHENED SAFTY GLASS FOR VES	19189	195660	22365	161877
700719 OTH THOUGHENED SAFTY GLASS	28964	167897	27382	191273

Contd.

10.11 Imports by Economic Categories (Detail)

(In Thousand Rupees)

I T E M S		FEBRUARY, 2016	FROM JULY, 2015	FEBRUARY, 2015	FROM JULY, 2014
700721	LAMINATED SAFTY GLASS VEH/VESL	11852	83901	13743	113323
700729	OTHER, LIMINATED SAFETY GLASS	6658	74931	663	114480
701090	OTH CARBOYS BOTT,FLASK,JAR,POT	74648	600288	73950	613320
701110	FOR ELECTRIC LIGHTING	7717	69035	8064	25871
701400	SIGNALLING GL-WARE,OPTCAL ELEM	521	8238	404	39290
701510	GLASS FOR CORRECTIVE SPECTACLE		1603		2183
701610	GLASS CUBES/OTH SMALLWARE	1835	37709	3600	39641
701919	OTH YARN OF GLASS FIBRE/THREAD	37	21119	4227	17956
701931	GLASS MATS	23388	272453	20852	237921
701932	THIN SHEETS (VOILES)	52133	361127	35948	235603
701959	OTH WOVEN FABRICS	2668	26204	5810	44395
710210	UNSORTED, (ROUGH) DIAMONDS		3902	1270	4172
710490	OTH SYN/RECONSTI SEM/PRE STONE		16856	6944	15648
711890	OTHER COIN	27	3728	60	411
720110	NON-ALLOY PIG IRON<0.5% PHOSP	107214	726751	79864	464979
720120	NON-ALLOY PIG IRON>0.5% PHOSP		1496		12918
720211	FERRO-MANGANESE CONT 2% CARBON	48365	485110	57656	539170
720219	OTH FERRO-MANGANESE	8628	23316	105982	161063
720221	FERRO-SLICON CONT >55% SILICON	36317	302845	107810	530022
720229	OTH FERRO-SILICON	745	73562	11648	82084
720230	FERRO-SILICO-MANGANESE	199494	1330038	121339	1391208
720241	FERRO-CHROMIUM CONT >4% CARBON	612	14281	820	18618
720249	OTH FERRO-CHROMIUM	130	17310	258	20076
720270	FERRO-MOLYBDENUM		9168	782	9553
720280	FERRO-TUNGSTEN&FERRO-SIL-TUNGS	181	2024	257	1787
720291	FERRO-TITANIUM/FERO-SILI TITAN		236		
720292	FERRO-VANADIUM	395	395		
720293	FERRO-NIOBIUM	85	717		671
720299	OTHER FERRO-ALLOYS		3558	2287	7722
720310	FEROUS PROD BY DIR RUD IRONORE				629
720390	OTH FERROUS PRODUCTS				12
720410	WASTE/SCRAP OF CAST IRON	17956	95861	10035	79394
720421	WASTE/SCRAP OF STAINLESS STEEL	59978	288043	30894	265279
720429	WASTE/SCRAP OF OTH ALLOY STEEL		6313	21	1272
720430	WASTE/SCRAP TINNED IRON/STL	314556	2716010	259896	2612989
720441	TURNING,SHAVING,MILLING WASTE	4000776	29018373	2969840	25844701
720449	OTHER FERROUS WASTE AND SCRAP	4741335	39171520	3762592	38597061
720450	REMELTING SCRAP INGOTS		17220		
720510	GRANULES OF PIG IRON	11445	53255	3980	35379
720529	OTH POWDER PIG IRON&SP IRON/ST	1094	43519	3969	35092
720690	OTH PRIM FORM (EXCL H-72.03)		61	170	2911
720711	CONT 0.25% CARBON,IRON/N-ALY/S	277969	2037295	124263	3851317
720712	OTH RECTANGULAR CROSS SECT I/S				5559
720719	OTH SEMI/FIN PROD IRON/N-A.STL		300178	246	246
721790	OTH WIRE OF IRON/NON-ALOY-STEL	13366	210422	36956	260686
721810	INGOTS & OTH PRI FORM ST/STEEL	424	424		
722300	WIRE OF STAINLESS STEEL	14077	112582	14474	108995
722410	INGOTS OTH PRI-FORM OTH A/STEL		2948		1180
732599	OTH CAST ARTI OF I/S NES	41978	278663	21214	100974
732611	GRIND BALL&SIMI ARTI FOR MILLS		209		1523
732690	OTH ARTICLES OF IRON & STEEL	278378	2783486	163057	2178302
740100	CEMENT COPPER (PRECIPITATED)		1608		
740200	UN-REFINED CODDER, COPP ANODES	238	1193		2639
740311	REFIND COPPER,CATHODES&SECTIN	604222	5918664	965430	5444108
740312	REFINED COPPER WIRE-BARS		13		149
740319	OTHER, REFINED COPPER	476	12428	2381	15797
740321	COPPER-ZINC BASE ALLOYS(BRASS)		15412		25
740322	COPPER-TIN BASE ALLOY (BRONZE)	1015	15745	3936	21472
740329	OTH COPPER ALLOYS(O/T H-74.05)		8480	3636	7236
740400	COPPER WASTE AND SCRAP	79579	558618	57539	568911

Contd.

10.11 Imports by Economic Categories (Detail)

(In Thousand Rupees)

I T E M S		FEBRUARY, 2016	FROM JULY, 2015	FEBRUARY, 2015	FROM JULY, 2014
741999	OTHER, ARTICLES OF COPPER	791	23454	4473	39890
750210	NICKEL, NOT ALLOYED	55944	652694	63590	493879
750220	NICKEL ALLOYS	952	1840	79	302
750890	OTHER, ARTICLES OF NICKLES	50603	479144	50334	424150
760110	ALUMINIUM, NOT ALLOYED	521208	3920047	261784	2198795
760120	ALUMINIUM ALLOYS	315512	2385418	189276	1134858
761699	OTHER,ARTICLES OF ALUMINUM	42581	1045010	36509	895991
780110	REFINED UN-WROUGHT LEAD	660991	5765377	372216	5713047
780191	OTH UNWROUGHT LEAD CON ANTIMON	4767	55955		
780199	OTH UNREFIND LEAD&LEAD ALLOYED	14223	126101	16835	118984
780600	OTHER ARTICLES OF LEAD.	175	36312	2142	23627
790111	ZINC NOT ALLOYED WT= \geq 99.99%	109124	1476314	116999	845506
790112	ZINC NOT ALLOYED WT < 99.99%	102121	950196	58573	941038
790120	ZINC ALLOYS	12586	427539	22085	225326
790700	OTHER ARTICLES OF ZINC.	16269	92286	14550	104155
800110	TIN, NOT ALLOYED	18423	252184	32732	407222
800120	TIN ALLOYS		1276		2867
800700	OTHER ARTICLES OF TIN	16983	49876	187	283
810196	OTHER WIRE OF TUNGSTEN	1926	8263	3091	8555
810199	OTHER ARTICLES OF TUNGSTEN	27	1521	493	1452
810296	OTHER MOLYBDENUM WIRE	492	2545		1250
810390	OTH TANTALUM&ARTICLES THEREOF		5088		
810411	UNWROUGHT MAGNESIUM BY WT99.8%	2234	14423	1596	9347
810419	OTH ARTICL UNWROUHT MAGNESIUM		8557		446
810490	OTHER ARTICLE OF MAGNESIUM	2273	2287		2156
810520	COBALT MATTES& OTH PRODUCTS	12666	49770		
810590	OTH INTERMEDIATE PRO OF COBALT	628	1800	21800	83708
810600	BISMUTH&ATICL INCL WASTE,SCRAP		1899		
810720	UNWROUGHT CADMIUM POWDER		2353		4750
810790	OTH CADMIUM,WROUGHT & ARTICLES	368	2839		581
810890	OTH TITANIUM WROUGHT&ARTICLES	5774	32220		451440
810990	OTH ZIRCONIUM AND ARTICLES	385	2995		1435
811010	UNWROUGHT ANTIMONY POWDER	48365	424130	20091	489316
811090	OTH ANTIMONY ART INCL W/SCRAP		885	415	415
811100	MANGANES&ARTCL INC WASTE&SCRAP		5551		24348
811221	CHROMIUM UNWROUGHT POWDER		673		
811229	OTH UNWROUG CHROMIUM INCL WAST	102	301	797	1090
811259	OTH THALIUM UNWROUGH INCL WAST				2488
811299	OTH BASE METAL UNWROUGH&ARTICL		143		34
961900	SANITARY TOWEL&TAMPON&SIMILAR	729465	10128024	701890	8063302
3. CAPITAL GOODS TOTAL		113621406	934878659	102535815*	798133435
10611	MAMMALS		100		
10614	RABBITS AND HARES				20
10619	OTHER MAMMALS	2194	6648	5993	17711
10620	RAPTILES (INCL.SNAKES&TURTLES)		443		1153
10631	BIRDS OF PREY	156	901	200	918
10632	PSITTACIFORMES(INCL.PARROTS)	9211	61118	8974	64044
10633	OSTRICHES,EMUS(DROMAIUSNOVAEH)	553	553		
10639	OTHER BIRDS	111	1171	308	5213
10641	INSECTS		8600		3632
10690	OTHER LIVES ANIMALS	3185	15439	1547	15922
621790	PARTS OF GAR/CLOTH ACCESSORI	42	3775	3255	8250
680300	WORKED SLATE/ARTICLE OF SLATE		103		
680410	MILL STONE AND GRIND STON MIL	12951	151520	20921	167980
680421	OTH MILLSTONE OF AGGLOMER SYNT	14390	67913	4168	61672
680422	MILL STONE AND GRIND STONE/OTH	105911	752941	64737	566770
680423	OTH MILLSTONE OF NATURAL STONE	3922	27080	1881	26879
680430	HAND SHARPENING POLISH STONE	4164	23627	956	9473

Contd.

10.11 Imports by Economic Categories (Detail)

(In Thousand Rupees)

ITEMS	FEBRUARY, 2016	FROM JULY, 2015	FEBRUARY, 2015	FROM JULY, 2014	
680510	BASE OF WOVEN TEXTILE FABRICS	51255	321795	33910	260381
680520	ON BASE OF PAPER OR PAPERBOARD	20189	174455	26247	148376
680530	ON BASE OF OTHER MATERIALS	43775	230588	12703	102206
680610	SLAG WOOL ROCKWOOL MINERAL WOL	11753	67170	3303	162872
680620	EXFOLIATED VERMICULITE EXPEND	514	4947		5574
680800	PANELS,BOARDS,TILES BLOCKS ETC	2078	19907	1756	10088
680911	BOARDS,SHEETS,PANELS,TILES ETC	12023	87262	3319	52714
680919	OTH BOARDS,SHEETS,PANELS OF PL	2130	16711	595	11406
680990	OTH ARTICLE OF PLASTICS	123	1740	15	5338
681011	BUILD BLOCK,BRICK OF CEMENT	164	195		161
681019	OTH ARTICLE TILE,FLAGSTONE ETC	8954	25013	571	17553
681091	PREFABRICAT STRUCTURAL COMPONT		478		86713
681189	OTH ARTICLES NOT CON ASBESTOES		1256		6449
681291	CLOTHING ACCE OF ASBESTOES FIB	43	180		16
681292	PAPER MILLBOARDFELT ASBET FIBR		44		67
681293	COMPRESSD ASBESTOS FIB JOINING	13400	64256	3612	72382
681299	O-ARTI OF FABRICA ASBESTOS FIB	905	20035	1122	18296
681320	FRICITION MATERIA CON ASBESTOES	15984	132845	12372	119418
681381	BRAKE LININGS&PADS VEH-H-8711	51824	359232	27852	222187
681389	O-BRAKE LINE&PADS NOT CON ASBE	1305	17848	1089	36169
681410	PLATES,SHEETS STRIPS OF AGLOM	653	4909	28	4111
681490	OTH, ARTICLES OF MICA	827	5083	369	4912
681510	NON ELETICAL OF GRAPHITE	24308	132441	7814	101443
681520	ARTICLE OF PEAT OTH ARTICLE	105	971	63	643
681591	CONTAIN MAGNESTIC DOLOMITE/CHR				36
690290	OTH REFERECTORY BRIK/BLOK TILE	17583	54959	2832	81396
690310	CERAMIC CON>50% GRAPHITE,CARB	1087	52878	3392	64223
690320	COLD TUNDISH LINING SLIDE GATE	31638	164047	5090	150718
690890	OTH GLAZED CERAMICS WALLTILES	1037206	7995551	689019	4489170
690911	LAB CERM WARE PORCELAIN/CHINA	940	1817	531	1961
690912	LAB CERM WARE HARD>9 MOH.SCALE		5643	1931	2029
690919	LAB CERAMIC WARE CHM/TECH USE	855	49397	1592	31489
690990	OTH CERAMIC WARES AND SIMILARS	130	3093	10	6282
691010	CERAMIC SINK,ETC.FIXT PORCELIN	59206	519314	51333	387383
691390	OTH STATUTTES, ORNAMENT	1095	3956	86	1120
691410	OTH CERAMIC ARTICLES OF PORCEL		14		300
710700	BASE METALS CLAD WITH SILVER		20		38
710812	OTH UNWROUGH(GOLD)NON-MONTERY	229994	1873836	215894	1470757
710820	MONETARY (GOLD)	10226	42717		21946
711100	BASE-M-SILVER/GOLD,CLAD PLTNM				226
711230	ASH CONTAINING PRECIOUS METAL		155		
711810	COIN (O/T GOLD),NOT LEGAL TEND		3		18
720720	CONT 0.25% MORE OF CARBON I/ST	568	159695	55446	593878
720810	COILS, I/N-A-STEL-HOT ROLLED	62252	225839	4853	474873
720825	OTH C-HR-I/N-A-STL TH>4.75 MM	8283	50341	1001	45849
720826	OTH C-HR-I/N-A-STLTH=3-4.75MM	14795	98519	2345	38063
720827	OTH C-HR-I/N-A-STL TH<3 MM	16995	47336	8089	235829
720836	OTH C-HR-I/N-A-STL TH>10 MM	16058	127343		269408
720837	OTH C-HR-I/N-A-STL TH4.75-10MM	96360	251132	129354	313295
720838	OTH C-HR-I/N-A-STL TH 3-4.75MM		376961	39643	2016944
720839	OTH C-HR-I/N-A-STL TH<3 MM	2552755	14185262	338676	6722079
720840	NOT IN COIL I/S H-ROL W/PATERN	10509	508327	3332	21325
720851	OTH N/COIL I/S H-ROL TH>10 MM	147756	644398	55620	1080545
720852	OTH N/COIL I/S H-ROLTH>4.75-10	3816	103550	22311	111435
720853	OTH N/COIL I/S H-ROL TH>3-4.75	4482	70231	10602	72414
720854	OTH C-HR-I/N-A-STL TH<3 MM	7371	87572	12030	69659
720890	OTH FLT-ROL PROD IRON WD>600MM	47491	497739	23013	319164
720915	IN COIL I/S C-ROL TH 3MM/MORE	27258	429064	19718	546210
720916	IN COIL I/S C-ROL TH > 1 < 3MM	527945	4306029	345320	3379099
720917	IN COIL I/S C-ROL TH>0.5-1MM	182408	2198193	105710	2055766

Contd.

10.11 Imports by Economic Categories (Detail)

(In Thousand Rupees)

ITEMS	FEBRUARY, 2016	FROM JULY, 2015	FEBRUARY, 2015	FROM JULY, 2014	
720918	IN COIL I/S C-ROL TH > 0.5 MM	147729	1533372	264696	1986793
720925	NOT IN COIL I/S C-ROL TH 3MM/>		34730		9909
720926	NOT IN COIL I/S C-ROL TH>1M<3MM	64915	720277	56071	585606
720927	C-ROL I/S TH 0.5 MM TO 1MM	215639	1683590	153884	1488140
720928	NOT IN COIL I/S C-ROL TH<0.5MM	5408	27105		60742
720990	OTH FLT ROL PROD I/S WD>600MM	36458	472367	71123	607995
721011	I/STL PLAT/COAT TIN TH-0.5MM/>	1849	9913	138	8491
721012	I/STL PLAT/COAT TIN<0.5MM	302603	1569700	153614	2614643
721020	IR/STL PLAT/COAT WITH LEAD		3822	1995	4924
721030	ELECTROLYTICALLY PLAT/COAT ZIN	438185	2729953	254640	2538984
721041	COR F-R PROD I/S ZINC COAT600	2462	20514		17070
721049	OTH F-R PROD I/S COAT ZINC>600	1411096	11847150	1226249	11564027
721050	F-ROL I/ST COAT CHROMIUM OXIDE	42787	266433	22959	508443
721061	I/S PL/COT ALUMINIUM ZINC ALLY	98200	330533	24859	371375
721069	OTH F-ROL PROD I/S PL/COT ALUM	12502	33019	6109	13687
721070	FR I/S PAINT/VARN, COATED PLAS	433210	1925826	193625	1402591
721090	OTH F-ROL PRD I/NA-ST CLD,COAT	1916	11614	5351	52333
721113	ROLL 4 FACE I/ST TH<4M WD>150M		88		
721114	OTH F-ROLL I/S WD<600MMTH>4.75	9711	132683	12549	166472
721119	OTH F-ROLL I/S WD <600MM-CR	14838	83486	8988	81361
721123	F.ROL I/ST CR WT<0.25% CARBON	17134	40579	87	28893
721129	OTH F-ROL PROD C/ROL WD<600MM	961	86703	8753	91200
721190	OTH F-ROL PROD I/STL WD<600MM	97126	530379	46635	448613
721210	F-ROL PROD I/NA STL PLATE/COAT	1370	1992		255
721220	I/S ELECTROLYTICAL PL/CT W/ZINC	36204	105416	42752	96184
721230	I/STEEL OTH WISE PL/CT W/ZINC	1249	25769	3036	23265
721240	I/STEEL PAIN/VABNI/COT W/PLAST		11978	7429	19514
721250	I/STEEL OTHWISE PLATED/COATED	20781	42913	324	67102
721310	BARS/RODS HOT/ROL I/S,CON RIBS	9052	47326	2739	81510
721320	BARS/RODS HOT/ROL FREE-CUT STL		302		53
721391	OTH CIRCULAR C/SEC <14 MM DIA	386239	3726376	300014	2625398
721399	OTH BAR/ROD H-ROL IRR-WND-COIL	3636	193475	14079	354508
721410	BAR/RODS IRON NA STEEL FORGED	18570	122945	1808	83050
721420	BAR/ROD I/S CON RIBS GROOVES	299288	1312249	20185	337038
721430	OTH BAR/RODS OT/THAN HEAD72.13	167	32865		19794
721491	OTH BAR/ROD I/S RETANGULAR C/S	60655	61168		
721499	OTH BAR/ROD I/S O/THN H-72.13		3410	25970	116693
721510	BARS/RODS FREE CUT STEEL COLD	5849	79260	1399	58033
721550	OTH BAR,ROD COLD-FORMED OF I/S	1970	20677	1753	20534
721590	OTH BAR/RODS,OTH NONALLOY STEL	137	30543	592	11832
721610	U,I,H SECTIONS H-ROL HIGH<80MM	64	3135		9282
721621	L SEC H/ROL HT<80 MM 1/NA STEL	3379	9420		6136
721622	T SEC H/ROL HT<80 MM 1/NA STEL		2400		446
721631	U,I OR H SEC H-ROL HT 80M 1/ST	172268	794241	31620	213328
721632	I SECTION	35565	325269	119788	490346
721633	H SECTION	43765	339559	52908	453966
721640	L&T SEC H-ROL HT 80MM OR MORE	2525	11725	62221	109270
721650	OTH ANGLE/SHAPE SEC HOT H/ROL	12740	86851	2065	13044
721661	ANGLE/SHAPE SEC COLD/ROLL		173		1902
721669	OTH ANGLE/SHAPE SEC I/S C-ROLL		395		5084
721691	OTH C/FORM I/ST FLAT ROL PROD		1298		7621
721699	OTH ANGLE/SHAPE SEC IRON/STEEL	4090	58397	1575	52398
721710	WIRE OF I/S NOT PLATED/COATED	37356	196812	17951	141452
721720	WIRE OF I/S PLATED/COAT W/ZINC	10151	134389	13792	103931
721730	WIRE I/S PLATED/COAT W/O B-MTL	30539	337914	81444	528177
721899	OTH SEMI-FINISHED PRO ST/STEEL		15573		548
721911	F/ROL PROD ST/STEEL HR TH>10MM		8094		3429
721912	COILS ST/STEL-HR TH>4.75-10MM	2438	8242		35320
721913	COILS ST/STEL-HR TH>3MM-4.75MM		3076	180	7169
721914	COILS ST/STEL-HR TH>3MM	416	28923	8434	54038

Contd.

10.11 Imports by Economic Categories (Detail)

(In Thousand Rupees)

I T E M S		FEBRUARY, 2016	FROM JULY, 2015	FEBRUARY, 2015	FROM JULY, 2014
721921	COILS ST/STEL-HR TH>10MM	55	27900	2166	9464
721922	COILS ST/STEL-HR TH>4.75-10MM		14870	1312	9443
721923	COILS ST/STEL-HR TH>3MM<4.75MM	5655	26145	2424	21872
721924	COILS ST/STEL-HR TH>3MM	7937	12685	2039	36318
721931	COILS ST/STEL-CR-TH >4.75 MM	6413	105817	31985	93042
721932	COILS ST/STEL-CR-TH>3MM-4.75MM	26798	154253	12631	117323
721933	COILS ST/STEL-CR-TH >1MM <3MM	103892	851838	102346	379804
721934	COILS ST/STEL-CR-TH>0.5MM<1MM	63315	507711	50152	479133
721935	COILS ST/STEL-CR-TH >0.5MM	200467	1892624	197678	1464651
721990	OTH F/ROL PROD ST/ST WD>600 MM	393044	3449735	619119	4400182
722011	F-ROL ST/STEEL H-ROL TH>4.75MM		64	1205	2371
722012	F-ROL ST/STEEL H-ROL TH<4.75MM	3838	7783	2772	12927
722020	COILS ST/STEEL H.ROLLTH <600MM	20638	334527	49868	450725
722090	OTH F/ROL PROD,ST/ST WD <600MM	19083	73611	5297	84386
722100	BAR/RODS H/ROL IN COIL ST/STEL	84	2179		3142
722211	BAR/ROD ST/ST NFW H/ROL CC/SEC	34067	211121	25600	165488
722219	OTH BAR/ROD ST/ST NFW HOT/DRWN	5942	32331	405	29411
722220	BAR/ROD ST/ST NFW C/FOR,C/FIN	5639	45241	5796	37320
722230	OTH BAR/ROD OF STAINLESS STEEL	30536	176553	4062	82591
722240	ANGLE/SHAPES&SECTION ST/STEEL	16086	51302	1123	12914
722490	OTH SEMI-FIN PROD OTH A/STEEL	155794	3862022	978451	3517255
722511	GRAIN-ORIENTED SIL-ELEC-STEEL	359249	2295895	110808	1448359
722519	OTH F/ROL PROD SIL-ELEC-STEEL	35750	591119	194391	581364
722530	OTH NFW HOT/ROLLED IN COILS	2943738	19988024	3081309	17046305
722540	OTH NFW HOT/ROLLED NOT IN COIL	599766	1658299	53774	785385
722550	OTH ALLOY STEEL NOT WORK(RDUC)		69316	281892	634934
722592	FLATROLLED PROD O/W ZINC PLATE	819	2572		13116
722599	OTH F/ROL PROD OTH ALLOY STEEL	6871	412159	308375	1433016
722611	GRAIN-ORIENTED SILICON ELEC ST	38497	301258	6308	13512
722619	OTH FLAT ROLLPROD SILICON E/S			6868	7914
722620	FLAT/ROL PROD HIGH SPEED STEL				52
722691	OTH FLATROL PROD NETWORK HOT/R		5753	508	505340
722692	OTH F/ROLL PROD NETWORK COLD/R	18631	148326	10239	148968
722699	OTH F/ROL PROD OTH ALLOY STEEL		33249		2676
722720	BAR/ROD OF SILICO-MAG STEEL		155816		
722790	OTH BAR/ROD H/ROLL W/COIL A/ST	285579	2233054	158922	1475551
722810	BAR/RODS OF HIGH SPEED STEEL	1230	6246		
722820	BAR/RODS OF SILICO-MAG STEEL	118	23092	111	8652
722830	OTH BAR/ROD HOT ROLLED	530910	3494478	190164	819815
722840	OTH BAR/ROD NOWORK FORGED	322	28927	5245	26909
722850	OTH BAR/ROD NOWORK C/FOR,C/F	883	38148	140	2366
722860	OTH BAR/ROD ALLOY STEEL NES	89324	258202	1817	47337
722870	ANGLES, SHAPES AND SECTIONS	61739	242528		
722880	HOLLOW DRILL BARS AND RODS	1378	4831		40881
722920	WIRE OTH ALLOY STEL SILICOMANG			5079	35752
722990	OTH,WIRE OF OTHER ALLOY STEEL	7884	76727	7601	145803
730110	SHEET PILING IRON AND STEEL		127048	30253	50735
730120	ANGLE SHAPES & SECTIONS OF I/S	2779	20066		8818
730210	RAILS OF IRON AND STEEL	25511	60393		273104
730230	SWITCH BLADE, CROSS-FROG P/ROD		372		100
730240	FISH-PLATES AND SOLE PLATES		2973		424
730290	OTHER MATERIALS JOINTING RAILS	278	108387	275	331916
730300	TUBE/PIPE,HOLLOW PROFILE C/IRON	16244	77304	7384	160367
730411	L.P FOR OIL&GAS S-STL SEAMLESS	58431	130848	532	7014
730419	OTH LINE PIPE I/S FOR OIL&GAS	82786	1241924	116843	1125311
730422	DRILL PIPE S-STL DRILL OIL/GAS	773	811		176912
730423	OTH DRILL PIPE I/S FOR OIL&GAS	614447	3605861	109185	5280647
730424	OTHER PIPE OF STAINLESS STEEL	144615	208899	842	1050132
730429	OTH CASING,TUBING I/S-OIL/GAS	86392	2241446	269886	2868348
730431	O- COLD-ROLLRD C.C.SEC I/N.A.S	36367	180653	24816	173444

Contd.

10.11 Imports by Economic Categories (Detail)

(In Thousand Rupees)

ITEMS	FEBRUARY, 2016	FROM JULY, 2015	FEBRUARY, 2015	FROM JULY, 2014	
730439	OTH CROSS SECTION OF N.A-STEEL	349263	1563336	404681	1720422
730441	COLD ROLD CR-SEC OF STAIN-STL	20554	91664	32729	178340
730449	OTH CROSS SECTION OF STAIN-STL	56984	435195	33893	341664
730451	O-C.C.SEC COLD ROL(ALLOY-STL)	2392	7579	149	41968
730459	O-CIR CROSS SEC OF (ALLOY-STL)	2608	102516		31015
730490	O-TUBE PIPE/HOLLOW -PRO SEAMLE	6983	477603	4805	487383
730511	LINE PIPE USED OIL/GAS WELDED	434	29030		93183
730512	OTH LINE PIPE USED OIL GAS WLD		7008		20577
730519	OTH LINE PIPE USED OIL/GAS P/L		5676126		823857
730520	CASING FOR DRILLING,OIL/GAS				34983
730531	OTHER, LONGITUDINALLY WELDED		8884		
730539	OTHER, WELDED TUBES AND PIPES	1062	1062		154674
730590	OTHER, TUBES AND PIPES		270099	187	199837
730611	L.P-WELDED OF STA-STL(OIL/GAS)	74	72310		72277
730619	OTH-LINE PIPE O/G PIPELINE I/S	112487	585274	663	208780
730621	CAS/TUB WELDED LINE PIPE STA-S		290		
730629	O-CASING/TUB LINE PIPE O/G I/S		7070	465	101134
730630	COPPER COAT MILD STL TUB-8.5MM	11990	454736	57953	412031
730640	O-WELDED C.C.SEC OF STAIN-STL	142514	1444961	116539	1218650
730650	O-WELDED C.C.SEC NON ALLOY-STL	60501	324948	34429	300618
730661	O-TUBE,PIPE WELD SQUARE C-SEC	49172	257609	13238	291087
730669	TUBE/PIPE WELD OF OTH C.C-SEC				2606
730690	OTH TUBE PIPE HW-PROFILR I/STL	3041	498356	7653	143368
730711	CAST FIT N-MALLEABLE CAST-IRON	33120	127924	28576	266845
730719	OTHER, CAST FITTINGS	55438	461131	29635	309024
730721	FLANGES, OF STAINLESS STEEL	24041	109499	3570	60476
730722	THREADED ELBO,BEND,SLV S/STEEL	4161	29845	2896	44246
730723	BUTT WELDING FITTING STAINSTEL	3065	29643	4981	61621
730729	OTH TUBE,PIP FITTING STAINSTEL	219073	622108	124180	884008
730791	FLANGE AIR-P AGRITRACTOR<=80H	56600	290634	53205	290397
730792	THREAD ELBO,BEND/SLV IRN/STEEL	11018	120518	210824	468553
730793	BUTT WLEDING FITTING IRON/STEL	35585	152343	18646	184087
730799	OTH TUBE,PIP FIT IRN/STEL NEC	181669	1712106	196239	2134861
730810	BRIDGES AND BRIDGE-SECTIONS	17099	17131	932	33921
730820	TOWERS AND LATTICE MASTS	148225	3247274	26262	2377395
730830	DOR,WIN/FRAMES,TH-HOLD,FORDORS	5029	232691	14577	406666
730840	EQUIP SC-FOLD SHUT PROP PITPRO	1704	352072	23683	197919
731100	CONT COMPRESSED/LIQUID GAS IR/S	42401	529577	66670	465262
731210	STANDARD WIRE ROPES AND CABLES	89971	643852	80344	514208
731290	OTH WIRE,ROPE,CABLE,SLINGS I/S	11166	89460	7842	166336
731300	BRABED WIRE OF I/S TNIS HOOP	7837	78613	21688	61451
731412	ENDLESS BAND MACH STEL W-CLOTH	61	8852	325	3505
731414	OTH WOVEN CLOTH OF STAIN STEEL	3060	44025	3440	17591
731419	STEEL CORD FABRIC LIN MNF TYRE	448	21987	17783	40816
731420	GRIL NET FENC W/LD D=3MM MS100	1024	9683	85	42936
731431	OTH GRL NEW FENC/WLED COTD ZNC		713		10
731439	OTH GRL NET FENCING AT INTSEC	1609	8517		29422
731441	OTH CLO GRL NET FENC PL/COT ZN	14314	78426	10405	68349
731442	OTH CLO GRL NET FENC PL/COT PL		4510		10948
731449	OTH CLO GRL NET /FENFING	20713	257890	27718	221300
731450	EXPANDED METAL OF IRON OR STEL		3883		1151
731511	ARTICULATED LINK ROLLER CHAIN	78184	690543	54463	602484
731512	OTHER CHAIN, ARTICULATED LINK	19168	210405	16907	132660
731519	PARTS, ARTICULATED LINK CHAIN	17690	160032	13352	61366
731520	SKID CHAIN	363	2777	23	149
731581	STUD LINK		4906	180	8659
731582	OTHER, WELDED LINK	4675	41557	5804	29932
731589	OTHER CHAIN,	2862	22575	3459	16812
731590	OTHER PARTS OF CHAIN	1120	15770	2218	18320
731600	ANCHORS,GARPNELS PARTS IRON/ST	38139	109233	3965	33889

Contd.

10.11 Imports by Economic Categories (Detail)

(In Thousand Rupees)

ITEMS	FEBRUARY, 2016	FROM JULY, 2015	FEBRUARY, 2015	FROM JULY, 2014
731700 NAILS,TAKES,DRAWING PINS IR/ST	26206	224858	18774	184964
731811 COACH SCREW I/S THREADED	100	5368	126	14164
731812 OTH WOOD SCREW I/S THREADED	2036	25671	2151	17940
731813 SCREW HOOKS,SCREW RING RVT I/S	349	2402	302	2214
731814 SELF-TAPPING SCEWS, THREADED	3201	82746	6222	111661
731815 OTH SCREW,BOTLS W/N NUT/WASHER	163619	1706049	145197	1077016
731816 NUTS, THREADED OF IRON/STEEL	60916	441239	63328	514668
731819 OTH BOLT,NUT,WASHER,RVT I/S TH	27262	155986	22795	147194
731821 SPRING WASHER LOCK WASHER N-TH	1040	27740	4305	25717
731822 OTHER WASHERS. NON-THREADED	10836	99088	7843	77050
731823 RIVETS, NON-THREADED	4506	52304	5157	222525
731824 COTTERS/PINS NON THREADED I/S	1199	3874	1230	10153
731990 OTH KNITTING NEDLS,CRO HOOKS	11169	75121	8853	70432
732010 LEAF-SPRINGS&LEAVES THEREFOR	14745	141966	6856	47481
732020 HELICAL SPRINGS	1932	14380	1006	13280
732190 PARTS OF I/S,COOK APPLI&PLAT-W	25942	133211	10210	90042
732211 RADIATORS/PARTS CAST IRON E-EL		1357		4219
732219 OTH RADIATOR AND PARTS THEREOF	34839	64169	2065	19974
732490 OTHER, INCLUDING PARTS	15206	108547	8393	76058
732510 OTH CAST ARTI I/S N-MEL C-IRON	2697	9442		8362
732591 GRINDING BALLS SIMI ARTI MILLS	8411	67041		166948
732619 OTH ATI FORGED/STAMPED N-WORK	84986	688675	43011	330071
732620 ARTICLES OF IRON OR STEEL WIRE	1419	26028	6714	21755
740500 MASTER ALLOYS OF COPPER.	656	836	148	2844
740610 COPER-POW OF NON-LAMELLAR STRU		13824	4050	21042
740620 COPER-LAMELLAR STRUCTURE FLAKE	12521	87682	19548	110638
740710 BAR,RODS OF REFIND COPPER	98306	522260	56593	591274
740721 COPPER BAR,ROD PROFIL ZINC BAS	84	34149	92	16776
740729 OTH BAR,ROD,PROFIL COPP ALLOYS	2278	16241	2544	24199
740811 WIRE REF COPP MAX CR-SEC DI>6M	75841	198802	48963	278441
740819 OTHER, WIRE OF REFINED COPPER	17586	114652	14262	88570
740821 WIRE OF COPPER ALLOY ZINC BASE	4978	28254	831	32842
740822 WIRE OF COPPER ALLOY NICK BASE	832	6471		1879
740829 OTH WIRE OF COPPER ALLOYS ETC	439	23645	180	7977
740911 PLAT,SHEET,STRIP REF COPP COIL	7555	70195	27508	145604
740919 OTH PLAT SHEET&STRIP REF COPP	125	21632	775	35167
740921 PL,SH&STRIP COPP ZINC BAS COIL	20601	129188	15696	142958
740929 OTH PL/SH/STRI COPP ZINC BAS	9041	36994	1288	22639
740931 PL/SH/STRIP COPP TIN BAS COILS		263		1926
740939 OTH PL/SH/STRIP COPP TIN BAS-C		3720		980
740940 PL/SH/STRIP COPP NICKLE BASE	593	593		38
740990 PL/SH/STRIP OTH COPP ALLOYS NS		3730		9120
741011 FOIL REFINED COPP NOT BACKED	37836	567233	51538	510830
741012 FOIL OF COPP ALLOYS,NOT BACKED	26162	315414	62387	428686
741021 FOIL OF REFINED COPPER,BACKED	20787	47707	12773	44031
741022 FOIL OF COPPER ALLOYS,BACKED		2888		13178
741110 TUBE & PIPE OF REFINED COPPER	197496	1028425	128281	950682
741121 TUB&PIPE COPP ZINC BAS ALLOYS	5244	15216	2467	14423
741122 TUB&PIPE COPP NICKLE BAS ALLY	2082	6410		3198
741129 OTH TUBE&PIPE OF OTH COPP ALLY	14184	23113	2250	17900
741210 COPP TUBE/PIPE FIT REF COPPER	1218	5405	460	2424
741220 COPP TUBE/PIPE FIT COPP ALLOYS	2477	32636	556	24140
741300 STANDARD WIRE,CABL PL-BAND-NEI	56	54413	872	1957
741510 NAIL,TACK,DRW-PIN,STAPL,S-ARTI	32	2635	326	1804
741521 WASHERS/INCL SPRING WASH N-THR	759	4334	61	1156
741529 OTH NOT THREADED ARTI COPPER	918	7547	171	4676
741533 OTH THRD SCREW,BOLT,NUT COPPER	28	9063	691	6484
750400 NICKEL POWDERS AND FLAKES.	2726	11314		12575
750511 BAR,ROD,PROFILE NICKLE N-ALLOY			258	369
750512 BAR,ROD,PROFILE NICKLE ALLOYED	306	2756		1021

Contd.

10.11 Imports by Economic Categories (Detail)

(In Thousand Rupees)

ITEMS	FEBRUARY, 2016	FROM JULY, 2015	FEBRUARY, 2015	FROM JULY, 2014
750521	WIRE OF NICKEL, NOT ALLOYED	220	1443	2023
750522	WIRE OF NICKEL, ALLOYED	6110	20290	4755
750610	PLAT,SHET,STRIP,FOIL NICK N-AL	7578	21609	9499
750620	PLAT,SHET,STRIP FOIL NICK ALOY	773	4474	19028
750711	TUBE&PIPE OF NICKEL NOT ALLOYD			775
750712	TUBE & PIPE OF NICKEL ALLOYED		14847	17277
760200	ALUMINIUM WASTE AND SCRAP.	566566	4723342	362700
760310	POWDER OF NON-LAMELLAR STRUCTU		1674	92
760320	POWDER OF LAMELLAR STRU FLAKES	1348	35304	26
760410	BAR ROD PROFILE ALUM NOT ALLOY	7180	69676	10887
760421	HOLLOW PROFILES OF ALUM ALLOYD		4111	508
760429	OTH BAR,ROD&PROFIL ALUM ALLOYD	18751	113447	4836
760511	ALMU WIRE N-ALLOY MAX DIA>6MM	13844	53580	22611
760519	OTH ALUMINIUM WIRE NOT ALLOYED	11227	72135	5036
760521	ALUM WIR ALLOY MAX CRS DIA>7MM	2274	7244	593
760529	OTH ALUMINUM WIRE, ALLOYED	18039	64321	683
760611	RECTANGLE&SQUARE ALUM NOT ALLY	26357	190104	30227
760612	RECTANGULAR/SQ ALUM MOTALLOYED	138806	1095135	88338
760691	OTH PL,SHET,STRL ALUM NOT ALOY	21309	71535	2752
760692	OTH PL,SHET&STRIP ALUM ALLOYED	14133	83112	32820
760711	ALUM FOIL ROLLED N-WORK/BACKED	250545	1969679	229569
760719	OTH ALUMINIUM FOIL NOT BACKED	141611	1245942	170771
760720	ALUMINUM FOIL, BACKED	161446	1143076	160675
760810	TUBE, PIPE OF ALUM NOT ALLOYED	944	7987	461
760820	TUBE, PIPE OF ALUM ALLOYED	14011	79096	6571
760900	ALUM TUBE,PIPE FIT(COUP/ELBOW)	1328	19904	889
761010	DOORS,WINDOW, FRAMS,THRESHOLDS	6170	54533	12075
761300	ALUM CONT FOR COMPLIQUE GAS	1712	22531	2028
761410	STAND WIR,CABL PL,ALU S-CORE	5	501003	66892
780200	LEAD WASTE AND SCRAP.			2138
780411	LEAD SHET STRIP FOIL TH>0.2MM		71	436
780419	OTHER , LEAD PLATES	35	35	5836
790310	ZINC DUST(BLUE POWDER)	6038	20193	1015
790390	OTHER ;ZINC POWDER AND FLAKES	1640	1640	1412
790400	ZINC BARS,RODS,PLROFILE&WIRE	2407	34960	12069
800200	TIN WASTE AND SCRAP.			14
811300	CERMETS&ARTICLE INCL WAS/SCRAP		32	44
820110	SPADES AND SHOVELS	792	33527	2759
820130	MATTOCKS, PICKS, HOES & RAKES		740	396
820140	AXES,BILLS HOOKS&SIMI HEW TOOL	46	3332	123
820150	SECATEURS&ONE-HAND PRUNERS SHR	70	1177	19
820160	HEDGE SHEARS, TWO-HAND PURNING	160	645	1077
820190	OTH HAND TOOL AGRICUL,HORTICUL	696	3936	727
820210	HAND SAWS	7713	46681	4072
820220	BAND SAW BLADES	1248	10217	1017
820231	CIRCULAR SAW BLADE WITH STEEL	7862	53025	9543
820239	OTH CIRCULAR SAW BLADE,OMATER	9337	46562	4437
820240	CHAIN SAW BLADES	126	12419	148
820291	STRAIGHT SAW BLADES,WORK METAL	201	21306	2220
820299	OTHER SAW BLADES	10477	68307	7488
820310	FILES, RASPS & SIMILAR TOOLS	7928	61822	5748
820320	PILERS,PINCERS,TWEEZERS S-TOL	20294	164672	22903
820330	METAL CUTTING SHEARS&SIM TOOLS	666	9626	803
820340	PIPE CUTTERS BOLD CROPPERS,ETC	3565	24160	2055
820411	NON-ADJUS H-OPER SPANER,WRENCH	39454	235472	27978
820412	ADJUSTABLE H-OPER SPANER,WRENC	20702	167233	11578
820420	INTERCHAGEABLE SPANNER SOCKETS	3064	28777	3483
820510	DRILLING,THREADING TAPPING TOL	1360	18515	400
820520	HAMMERS AND SLEDGE HAMMERS	8183	39493	1690
820530	PLANES,CHISELS,GOUGE WOOD WORK	746	10300	252

Contd.

10.11 Imports by Economic Categories (Detail)

(In Thousand Rupees)

ITEMS	FEBRUARY, 2016	FROM JULY, 2015	FEBRUARY, 2015	FROM JULY, 2014
820540 SCREW DRIVERS	15382	92652	18780	87107
820551 OTHER HAND TOOLS H-HOLD N.E.S.	4289	23654	4853	16892
820559 OTH HAND TOOL(GLAZZIER DIMOND)	21016	206731	14952	118705
820560 BLOW LAMPS		113		478
820570 VICES, CLAMPS AND THE LIKE	2561	31856	2272	20678
820590 SETS OF ARTI.TWO/MORE,SUB-HEAD	4085	61630	2811	79497
820600 TOOL TWO/MORE OF H.82.02TO.05	167261	258197	1142	10758
820713 ROCK DRILLING,EARTH BORING TOL	4791	24398	3883	20193
820719 OTH INC PARTS ROCK DRIL,E-BORI	87340	1098037	187146	1620652
820720 DIES FOR DRAWING/EXTRUD METAL	5255	74354	2380	103848
820730 TOOL FOR PRESS, STAMPING/PUNCH	10899	74244	3212	50786
820740 TOOLS FOR TAPPING OR THREADING	4083	23713	2208	11400
820750 TOOL FOR DRILLING O/T ROCK DRL	23340	500452	117376	340812
820760 TOOLS FOR BORING OR BROACHING	910	14748	719	21591
820770 TOOLS FOR MILLING	1662	37988	953	20171
820780 TOOLS FOR TURNING	3404	48678	5582	50291
820790 OTH INTERCHANGEABLE TOOLS	42127	371156	58262	309125
820810 KNIVS&CUTING BLADE METAL WORK	6749	34519	5917	22798
820820 KNIVS CUTING BLADE WOOD WORK.	4507	20681	623	23882
820830 KNIVS&CUTING BLADE KITCHEN APP	2930	13264	962	13693
820840 KNIVS&CUTING BLADE AGRI HORT	4737	29144	3237	18823
820890 OTH KNIVES CUTING BLADES F/MAC	40626	337938	61943	365698
830260 AUTOMATIC DOOR CLOSERS	37850	88071	5164	35356
831190 OTH WIRE&RODS AGGLOMTR B/METAL	14883	155228	22721	742170
840120 MACH/APPRAT,ISOTOPIC SEPRATION				83419
840130 FUEL ELEMENT NON-IRRADIATED	27	27		96
840140 PARTS OF NUCLEAR REACTORS		3357867		3354641
840211 WATERTUBE BOIL S/PROD>45T/H	1441136	7244479	217748	1993201
840212 WATERTUBE BOILER S/PROD-45T/H	51541	312543	24225	878226
840219 OTH VAPOUR GENERATING BOILERS,	41034	2338946	67377	825904
840220 SUPER-HEATED WATER BOILERS	7120	437741	299374	341884
840290 PARTS OFSTEAM/OTH VAPOUR G/BOL	2769881	3156401	100987	257165
840310 BOILERS	3526	24744	1758	16896
840390 PARTS CENTRAL HEATING BOILERS	2136	32768	118458	526466
840410 AUXILIARY PLANT FOR BOILER	18502	370720	382080	4437910
840420 CONDENSERS STEAM/VAP POW UNIT		114032	5406	208397
840490 PARTS MASHINE H-8404.1000	1240796	1403611	2337	170945
840510 PRODUCER WATER GAS GENERATORS	5582	47310	244369	452819
840590 PART PROD GAS WATER GENERATOR	82	33824	4424	166076
840610 TURBINES FOR MARINE PROPULSION		2200		543
840681 OTH TURBINE OUTPUT EXCEED 40MW		185155		
840682 O-TURBINE OUTPUT NOT EXC 40MW		2099742	25204	754355
840690 PARTS OF STEAM TURBINES	113217	2184368	381026	2061640
840710 AIRCRAFT ENGINES	63899	2517273	682	395885
840721 MARINE PROPULSION ENGINES	6949	201897	44039	246626
840729 OT MARINE SPARK-IGN-ROTRY ENG.	550	2665	3001	4096
840731 PISTION ENGINE CAPACITY-50CC	822	17613	183	47728
840732 PISTON ENG CAPACITY 50-250CC	41154	464062	43028	393207
840733 PISTON ENG CAPACITY 250-1000CC	9406	54026	4325	41585
840734 PISTON ENG CAPACITY EX1000CC	25952	207827	12679	115576
840790 OTH ENGINES	88729	330232	17977	268345
840810 MARINE PROPULSION ENG-DIESEL	388	10982	477	41618
840820 ENGINE FOR VEH CHAPTER-87	57274	359094	28399	240458
840890 OTH ENGINES	44984	479799	36674	877877
840910 PARTS FOR AIRCRAFT ENGINES	301	65578		3396
840991 PARTS,SPARK-IGNITON PIST ENGIN	734109	4471558	526147	4008554
840999 OTH PART,COMPRES-IGN PIST ENG	556511	4838456	635791	5701118
841011 HYD,TURBINE,WATER WHEE-1000KW		114513	5085	205008
841012 HYD,TURBN W/WHEEL-1000-10000KW		82208		71392
841013 HYD TURBINE,W/WHEEL>10,000KW	139903	3384359	120561	1943349

Contd.

10.11 Imports by Economic Categories (Detail)

(In Thousand Rupees)

I T E M S		FEBRUARY, 2016	FROM JULY, 2015	FEBRUARY, 2015	FROM JULY, 2014
841090	PARTS, INCLUDING REGULATORS	199081	2135661	40698	955752
841112	TURBO-JET THRUST EXCEED25KN	15461	15461		
841122	TURBO-PROPLER EXCEED 1100KW		82968		
841181	OTH GAS TRBIN NOT EXCD 5,000KW		353906		51196
841182	OTH GAS TURBIN EXCE-5,000KW		1185572		1105582
841191	PARTS TURBO-JET /PROPELLERS		18007	15665	15698
841199	OTH, PARTS OF GAS TURBINES	1094524	5587596	705067	7808463
841210	REACTION ENG OTH THAN TURB-JET				287
841221	LINEAR ACTING,HYD ENGINE&MOTOR	5940	20685	1205	36512
841229	OTH, HYDRAULIC POWER ENG&MOTOR	17950	307525	29759	168299
841231	LINERA ACT,PNEUMATIC ENG&MOTOR	3872	28137	2568	32170
841239	OTH, PNEUMATIC ENG & MOTOR	7780	66774	2689	41491
841280	OTH, ENGINES AND MOTOR	150	14356	2298	258515
841290	PARTS OF ENGINES AND MOTOR	10212	588894	81779	427584
841311	PUMPS FOR DISPENSING FUEL/LUB	21825	389703	9769	216247
841319	O-PUMP FITTED MEASURING DEVICE	14547	212003	8375	160888
841320	HAND PUMP O/THN H-841311,19	753	22332	1276	8550
841330	FUEL LUBRICATING/COOLING PUMPS	234569	1285050	414735	1419894
841340	CONCRETE PUMPS	3610	283839	48854	144100
841350	OTH POSITIVE DISPLACEMENT PUMP	208380	397451	453553	1263496
841360	OTH ROTARY PIDISPLACEMENT PUMP	2179	30702	17745	86327
841370	OTH CENTRIFUGAL PUMS	692606	5449802	187404	2612956
841381	OTH PUMS LIQUID ELEVATORS	91421	825802	67539	607744
841382	LIQUID ELEVATORS		6596	6840	512600
841391	PART OF PUMPS	156561	1254727	115684	1598677
841392	PARTS OF LIQUID ELEVATORS PUMP	275	7821		3225
841410	VACUUM PUMS	27094	168994	13080	141335
841420	HAND/FOOT OPERATED AIR PUMS	7281	51237	2550	22399
841430	COMPRESSOR REFRIGERATOR EQUIP	1768687	7541532	1127856	6219599
841440	AIR COMPRESSORS MOUNTED W/CHAS	17441	228999	30690	245569
841451	FANS TABLE,FLOOR,WALL,WINDOW	202002	545677	104618	476599
841459	OTH FANS	93347	469882	42660	734194
841460	HOODS MAX-HORIZONTAL SIDE120CM	18415	130900	11183	110173
841480	OTH GAS COMPRESOR&RECYCL RODS	241648	4405416	3379995	10148868
841490	PARTS AIR/VACUM PUMPS ETC.	155976	1652243	189868	2464614
841510	WINDOW/WALL TYPE AC/SPLIT SYS	194953	1572283	149829	1122165
841520	A.C.MACHINES FOR MOTOR VEHICLE	4775	73402	4030	22033
841581	A.C.MACH COMP MOTOR DRI FAN	7101	120014	4771	81267
841582	O- AC INCOR REFRIGIRATING UNT	65087	266815	36790	121306
841583	OTH A.C. MACH NOT REFRIG UNIT	9518	419494	39780	479830
841590	PARTS OF AIR CONDITION MACHINE	814217	2794980	615486	2586789
841610	FURNACE BURNERS LIQUID FUEL	1648	57428		2897
841620	OTH FURNAC BURNER INCL COMBINT	7651	103926	1976	161827
841630	MECHANICAL STOKERS GRATES ETC	32024	497956	50523	575063
841690	PART OF BURNRS OTH ART OF 7412	17116	176555	9362	78214
841710	FURNAC & OVEN F/ROAST/MELTING	24083	360841	174201	226854
841720	BAKERY OVENS INCL BISCUIT OVEN	9068	165942	5614	56951
841780	OTHER FURNANCE AND OVENS INDUS	38960	2109707	84538	580540
841790	PART OF INDUSTRIAL LAB FURNACE	6119	184282	11374	191524
841810	COMBINED REFRIG-FREEZE W-DOORS	34456	206299	7612	93138
841821	REFRIGERATORS HOUSEHOLD TYPE	32573	344660	37976	257248
841829	OTH REFRIGERATOR HOUSHOLD TYP	16396	137750	27740	225603
841830	FREEZERS OF CHEST TYPE	1901	14985	2675	30612
841840	FREEZERS OF THE UPRIGHT TYPE	4194	100011	3985	28608
841850	O-FURNI-STORAGE,DISPLY FRZ EQU	35265	253648	9786	61791
841861	OTH REFRIG FREZ EQPT HEAT PUMP	1539	11065	75	6254
841869	OTH REFRIG FREZ EQUIP HEAT PUMP	77441	1964642	209233	1601850
841891	FURNITURE REFRIG FREEZING EQPT		13151		7050
841899	OTH PARTS REFREGERATING EQUIPT	406146	1875248	234382	1865591
841911	INSTANT GAS WATER HEATERS	130	305714	146	175113

Contd.

10.11 Imports by Economic Categories (Detail)

(In Thousand Rupees)

ITEMS	FEBRUARY, 2016	FROM JULY, 2015	FEBRUARY, 2015	FROM JULY, 2014	
841919	OTH INSTANT STRONGWATER HETER	7905	78931	7115	89230
841920	MEDICAL SURGICAL LAB STERILISE	77734	234567	2746	370212
841931	DRYERS AGRICULTUL PRODUCTS		37876		6137
841932	DRYERS WOOD PAPER PULP P/BOARD	513	12022	9082	20817
841939	OTHER DRYERS	69097	606481	29829	350785
841940	DISTILLING RECTIFYING PLANT	358	42305	598	164425
841950	HEAT EXCHANGE UNITS	96157	449455	338362	1082524
841960	MACHINERY LIQUIFY AIR O/GASES	1989	72133	1080	689334
841981	OTH MACH PLANT EQPT HOT/COL FD	133766	450472	708	180436
841989	OTH MACHINERY PLANT AND EQPT	757624	7786236	2251664	10087309
841990	PARTS MACH PLANT LAB EQUIP ETC.	67668	562950	63852	4160750
842010	CALENDERING OTH ROLL MACHINES	5855	39130		42438
842091	CYLINDER(FOR CALENDERING MACH)	3720	11290	472	24079
842099	OTH PART OF CALENDER MACHINE	3937	57163	13082	42638
842111	CREAM SEPARATORS	105	10899		15027
842112	CLOTHES-DRYERS	1360	7360		2120
842119	OTH CENTRIFUGES INCLUDING DRYR	21387	639275	315179	1796231
842121	FILTERING PURIFY MACH&APARATUS	847108	3274766	26816	2710687
842122	FILTERING MACH FOR BEVERAGES	1215	90381	1558	31958
842123	OIL&PETROL-FILTER INT.COMBSN	41408	282700	214199	378371
842129	OTH FILTER MACHS APPARATUS NES	87692	604064	162908	735040
842131	INTAKE AIR FILTER COMBTION ENG	64601	1169722	2834709	4092965
842139	OTH FILTERING PURIFY MACH/APPA	139033	1697086	150525	1471245
842191	PARTS CENTRIFUGES INCL DRYER	39754	451941	37003	612668
842199	PARTS OF FILTERING PURIFY MACH	74260	417442	16024	850546
842211	DISH WASHING MACHINE HOUSEHOLD	582	4181	574	10297
842219	OTHER DISH WASHING MACHINE	203	6747	319	5233
842220	MACH CLEANING/DRYING BOTTLE	11960	51827	1271	71305
842230	MACH FILLING/CLOSING BOTTLES	1309380	6186291	484745	4300380
842240	OTH PACKING WRAPPING MACHINE	302726	2114235	172534	1452143
842290	PARTS MACH FIL/CLEAN WRAP PACK	253132	1517626	214507	1533083
842310	PERSONAL WEIGHING MACHINES	6204	38538	9371	42606
842320	SCALES FOR CONT WEIGHING GOODS	11	44352	321	20749
842330	CONSTANT WEIGHT SCALES/HOPER	50	172692	32064	37264
842381	OTH WEIGHT MACHINERY-30KG	3163	19814	2537	62686
842382	OTH WEIGHT MACH CAP-30-5000KG	25125	297137	18102	135951
842389	OTH WEIGHING MACHINERY	1271	127800	15256	103920
842390	WEIGHT MACH WTS ALL KINDS&PART	6881	82035	5313	49368
842410	FIRE EXTINGUISHERS W/N CHARGED	20763	275385	95052	337635
842420	SPRAY GUNS&SIMILAR APPLIANCES	342430	441119	25127	103932
842430	STEAM,SAND BLAST,JET PROJ MACH	1181	36292	9783	52029
842481	AGRICULTURAL OR HORTICULTURAL	18586	194933	40886	178498
842489	OTH APPL PROJ/DISPERS/SPRY LQD	72163	158809	6256	153057
842490	PART MECH APPLIANCE SPRAY ETC.	20518	189553	17225	630182
842511	PULLEY TACKLE HOISTS POWER	10869	149658	68008	165088
842519	O-PULLY/HOISTS/WINCH/CAPSTANS	14693	220447	10589	104363
842531	WINCH CAPSTAN POWER E/MOT	5360	23808	2319	18362
842539	WINCHES CAPSTAN	8429	46903	48222	101608
842541	JACKS,HOISTS-RAISING VEHICLES	1112	19338	946	22016
842542	OTH JACKS AND HOISTS HYDRAULIC	36499	244941	22541	150567
842549	OTH MECHANICAL HANDING EQUIPMT	108	8367	3506	16974
842611	OVERHEAD-TRAVELING CRAN F-SUPO	15661	366962	34627	145228
842612	MOBILE LIFTING FRAME ON TYRES	1428	186333	3983	45674
842619	OTH O/HEAD TRAVEL/TRNSPOT CRAN	3528	5239780	1053	175273
842620	TOWER CRANES	12669	831872	621	256046
842630	PORTAL OR PEDESTAL JIB CRANES	406	62347		34878
842641	O-MACHINERY SELF PROP ON TYRES	95012	452304		175074
842649	OTH MACHINERY SELF PROPELLED	737658	6259990		342260
842691	O-MACH DESIGED MOUNT ROAD VEH	8297	26555		4057
842699	OTH MACHINERY NOTSELF PROPELED		725398		20875

Contd.

10.11 Imports by Economic Categories (Detail)

(In Thousand Rupees)

I T E M S		FEBRUARY, 2016	FROM JULY, 2015	FEBRUARY, 2015	FROM JULY, 2014
842710	SELF PROPELL TRUCK WITH EL MOT	18592	293205	51315	337471
842720	OTHER SELF-PROPELLED TRUCKS	91339	721776	104571	665006
842790	OTH WORK TRUCK LIFT/HAND EQUIP	9984	183191	8917	71368
842810	LIFTS AND SKIP HOISTS	102494	1079534	49976	964104
842820	PNEUMATIC ELEVATORS&CONVEYORS	5805	82228		235552
842831	ELEVATOR/CONVEYOR,UN/GROND USE	130	43934		538
842832	OTH ELEVATOR/CONVEYOR BUKT TYP	1631	4167	649	123213
842833	OTH ELEVATOR/CONVEYOR BLT TYPE	35529	198399	3926	260777
842839	OTH CONT ACTELEVATOR,CONVEYOR	32741	699459	22024	347155
842840	ESCALATORS & MOVING WALKWAYS	49742	435708	8414	848084
842860	TELEFERICS CHAIR-LIFT,F/FURNIC	1581	8433		11607
842890	OTH MACHINERY LIFT/HANDLE ETC.	90152	848544	14451	552745
842911	TRACK LAYING BULDOZER/ANGLDOZR	18727	373569	10334	483576
842919	BULDOZRS/ANGLEDRO/TRACK LAYING	107849	368852		154646
842920	GRADERS AND LEVELLERS	37195	201956	163910	460911
842930	SCRAPERS				1156
842940	TAMPING MACHINE & ROAD ROLLERS	65395	509264	9627	200653
842951	FRONT-END SHOVEL LOADERS	172621	1328401	93356	443652
842952	MACHINERY 360 REVOLVG S/STRUTE	86238	235655		357
842959	OTH MECHANICAL SHOVALS EXCAVOR	727617	5166284	621960	2348422
843010	PILE-DRIVERS /EXTRACTORS	4599	60207	221	48781
843020	SNOW-PLOUGHS AND BLOWERS		25630		
843031	SELF-PROP COAL ROCK CUTTER		32264		221
843039	OTH SELFPROP COAL/ ROCK CUTTER		18872		56932
843041	OTH BORS SINK MACH SELF-PROPEL	21659	116194		104681
843049	OTH BOR/SINK MACH NOT SELFPROP	85371	7215036	349890	7191546
843050	OTH MACHINERY SELFPROPELLED	23470	201691		59676
843061	TAMP COMPACT MACH NOT SELFPROP	3661	24746	1657	11195
843069	OTH MACHINERY NOTSELF-PROPELED	52197	156960		25318
843110	PARTS MACHINERY HEADING 84.25	1978	10296	605	27481
843120	PARTS MACHINERY HEADING 84.27	5270	59096	3655	49262
843131	PARTS OF LIFT SKIPHOIST&ESCALT	28944	255028	29274	239869
843139	OTH PARTSLIFT/HANDLE/LOAD MACH	59688	530513	62342	523001
843141	BUCKETS SHOVELS GRABS & GRIPS	10804	54988	10170	48962
843142	BULDOZER OR ANGLEDOZER BLADES	2555	8736		4567
843143	PARTS BOR/SINK MACHINERY	229126	2588428	337445	4020521
843149	PART MACH HEAD 84.26.84.29-30	244475	1860419	201585	2829172
843210	PLOUGHS	170	100570		781
843221	DISC HARROWS,SCARIFIERS,CULTI	8495	75874	5553	11316
843229	OTH HAROW SCARIFIER WEDER&HOS	1914	14444	1113	1406
843230	SEEDERS PLANERS & TRANSPLANTER	36	1409		4458
843240	MANURE SPREADER&FERTILISER DIS		257		
843280	OTH AGR HERTI, FORESTRY MACHRY	1001	7187	528	59272
843290	PARTS AGR HERTICULTURAL MACHIN	2722	30240	13364	115448
843311	LAWN MOVER PARKS/SPORTS GROUD	115	3613		2822
843319	OTH MOVER LAWN PARKS SPORTGOOD	1084	6835	3523	6742
843320	OTH MOWERS INCLUDING CUTER BAR		11388		5377
843330	OTH HAYMAKING MACHINERY		2959	622	9494
843340	STRAW BALER INCL PICK-UP BALER	78	46480	1569	8212
843351	COMBINE HARVESTER-THRESHERS	180562	1309896	116059	1040678
843352	OTH THRESHING MACHINERY		2263		702
843353	ROOT/TUBER HARVESTING MACHINES	10200	15801		2003
843359	OTH HARVESTING MACHINES	30585	134470	19208	68689
843360	MACH CLEAN SORT EGG FRUT AGPRO	8596	9636		156765
843390	PARTS MACH CLEAN/SORT EGG ETC	10388	60162	8874	58428
843410	MILKING MACHINES		17625		13832
843420	DAIRY MACHINERY	2665	69556	92259	387119
843490	PART MILKING/DAIRY MACHINERY	40569	76017	5201	52535
843510	MACHINERY (PRESSES,CRUSHES)	253	2514	1113	8336
843590	PART OF JUICE EXTRACTING MACHI	177	2006	12	2196

Contd.

10.11 Imports by Economic Categories (Detail)

(In Thousand Rupees)

ITEMS	FEBRUARY, 2016	FROM JULY, 2015	FEBRUARY, 2015	FROM JULY, 2014
843610 MACHRY PREP ANIMAL FEED STUFS	42982	701273		367033
843621 POULTRY INCUBATORS & BROODERS	3060	73365	138	556807
843629 OTH POULTRY KEEPING MACHINERY	89589	997567	39355	845806
843680 OTH MACHINERY	491	25554		3715
843691 PARTS POULTRY KEEP MACH BRODER	3023	23284	2444	67191
843699 OTH PART OF AGR/HORT MACHINER	9107	187962	8576	138252
843710 MACH CLEAN SORT GRAD GRAIN/VEG	79124	635291	95056	834113
843780 OTH MACHINERY	4997	246988	40707	592907
843790 PARTS MACHINE USE MILLINDUSTRY	52349	373429	69693	355275
843810 BAKERY MACH MFG MACARONI SPGTI	65161	730287	22517	934363
843820 MACH MANU CONFECTIONERY COCA	459	315226	17614	423842
843830 MACHINERY SUGAR MANUFACTURE		29784		130341
843850 MACH PREPARATION MEAT/POULTRY	41197	496901	63	459220
843860 MACH PREP OF FRUITS/NUTS/VEG.		84383	705	124847
843880 OTHER MACHINERY	41906	198787	28934	203176
843890 PARTS MACH/ND MFG FOOD DRINK	18051	581432	12230	184806
843910 MACHINERY M/PULP FIBROUS MATAL		44076	1355	44391
843920 MACHINERY MAKE PAPER P/BOARD	7818	152252	49368	527023
843930 MACHINERY FINISH PAPER P/BOARD		135699	46871	98359
843991 PARTS MACHIN PULP FIBROSMATERL	1032	34122		18773
843999 OTH PARTS MACHIN PAPER P/BOAD	23093	265442	14645	233957
844010 BOOK-BIND&BOOK-SEWING MACHIN	3067	67753	2933	40424
844090 PARTS BOOK BINDING MACHINERY		61		3138
844110 CUTTING MACHINES	37975	584086	33433	224212
844120 MACH MAKE BAGS SACKS/ENVELOP	1336	10871		2281
844130 MACHI MAKE CARTONS BOX TUBEETC	5380	107112	8176	29780
844140 MACH MOULDING ARTICLE P/P,PULP	5237	198397	27100	86497
844180 OTH MACH FOR MAKING P&P/BOARD	738	64862	15882	45422
844190 PART MAC H-8441.1000,8441.4000	10651	88728	4976	117238
844230 PRINTING MACH, APATUS&EQUIPMEN	426	109697	690	83330
844240 PARTS OF THE FOREGOING MACH	9228	18642	939	7165
844250 PLATE ,CYLINDER/PRINT COMPONE	4547	130374	8417	140265
844311 OFF SET PRINT MACHIN REELFED	4751	149207	4115	61736
844312 SHEET FED,OFFICE TYPE S-22&36	5854	31463	2057	15366
844313 OTH OFFSET PRINTING MACHINERY	69461	620046	42479	345635
844314 LETTERPRESS PRI-MACH REEL FED	1569	3168	155	6420
844315 LT-PRESS P-MACH O/T R-FED,FLEX		28113		55482
844316 FLEXOGRAPHIC PRINTING MACHIN	15369	158957	3030	61417
844317 GRAVURE PRINTING MACHINERY	21044	635256	318689	510041
844319 HOT STAMPING MACHINES	196787	975496	21085	670294
844331 MACH PERFORM TWO OR MORE FUNCT	32722	331594	20740	107657
844332 PRINTER CONNECT TO AUTOMA DPM	103730	1118537	114207	806194
844339 O-MACH REPRODUC ORIGINAL IMAGE	96826	716617	39350	304342
844391 PART/ACCE PRINTING MACH H-8442	31994	270161	9762	255027
844399 PARTS /ACCE OTH PRINTING MACH	74926	684467	67979	512400
844400 MAC EXTRUD CUT M-MADE TEX-MATE	58060	157893	50915	197508
844511 CARDING MACHINES	113030	1491457	210219	1202658
844512 COMBING MACHINES	56779	163862	1035	157261
844513 DRAWING /ROVING MACHINES	134474	820202	257600	1021793
844519 OTH MACH TEXTURE FIBRE ETC	67220	991971	136415	1042415
844520 TEXTING SPINNING MACHINES	373826	2354183	391867	2506120
844530 TEXTILE DOUBLING OR TWIST MACH	9149	322743	18863	118365
844540 TEXTILE WINDING MACHINE	39528	1920253	341906	1802582
844590 OTH MACH, TEXTILE FIBRE	43774	1039945	172858	945871
844610 WEAVING MACH FAB WD-NOT>30CM	8808	11638		
844621 POWER LOOM WEAV FAB EXCED 30CM		2979		5202
844629 OTH WEAVING MACHINES(LOOMS)	24213	612174	95120	618630
844630 WEAV MACH FAB >30CM SHUTLES	436256	4025409	285724	4291171
844711 CIRCULAR KNITTING MACHINE	8772	136184	5270	219623
844712 CIRCULAR KNIT MACH DIA>165MM	9585	159775	46889	288725

Contd.

10.11 Imports by Economic Categories (Detail)

(In Thousand Rupees)

ITEMS	FEBRUARY, 2016	FROM JULY, 2015	FEBRUARY, 2015	FROM JULY, 2014	
844720	FLAT KNIT MACH STITCH-BONDING	47089	326364	56880	196667
844790	OTH MACH GIMPED YARN TULE LACE	638215	5076812	504258	4570544
844811	DOBBIES JACQUARD COPY ETC MACH	1835	62223	59081	131579
844819	OTH AUXILARY MACHIN HD84.44-47	133780	845159	94439	1026429
844820	PARTS&ACCESORIES MACH H-84.44	9995	47127	4111	39132
844831	CARD CLOTHING	73930	793611	68295	765634
844832	PART ACCESSORY MACH TEXT FIBRE	3887	69604	2161	74160
844833	SPINDLE SPIND FLYER S/IN RING	90643	737432	110821	914480
844839	OTH PARTS&ACCESSORIES 84.45	138244	1077111	115364	1105561
844842	REEDS FOR LOOMS HEALDS&H/FRAM	25127	237009	25134	206092
844849	OTH PART ACCESSORIES WEAV MACH	79143	401337	41063	486332
844851	SINKERS NEEDLES & OTH ARTICLES	33493	261349	30442	237991
844859	PART ACCESSORY MACH HEAD 84.47	48496	333573	37144	304975
844900	MACH MFG FINISH NON WOVENS	13318	104825	1339	43605
845011	WASHING MACH FUL-AUTO NOT>10KG	42402	371660	31042	347882
845012	O-MACH BUILT-CENTRIFUGAL DRIER	6926	110008	4397	94106
845019	O-MACH DRY LINE CAPA -NOT>10KG	5878	43068	1752	53083
845020	MACHINE DRY LINE CAP EXCE10KG	1117	55103		20803
845090	PARTS FOR H/HOLD WASH MACHINE	25477	162003	15740	111565
845110	DRY-CLEANING MACHINES	891	5773		17301
845121	DRY MACH OF DRYLINEN CAP<10KG		246	31	155
845129	OTH DRYING MACHINES	28514	271184	22628	200896
845130	IRONING MACHINES & PRESSES	6041	94109	5373	81416
845140	WASHING BLEACH DYE MACHINES	25519	2453203	158421	987528
845150	REELING UNREEL FOLDING ETC MAC	18663	175419	6956	92619
845180	OTH MACHINERY	271481	2886204	154164	2806109
845190	PARTS FOR DRY CLEAN/DYING MACH	33278	235860	11100	209081
845210	SEWING MACHINE HOUSEHOLD TYPE	10952	59626	4909	56702
845221	AUTOMATIC UNITS SEWING MACHINE	11523	83137	7214	103732
845229	OTH SWING MACHINES	207661	1651310	137151	1657464
845230	SEWING MACHINE NEEDLES	7472	59421	17063	69901
845290	OTHER PARTS OF SEWING MACHINE	25004	185082	18246	147855
845310	MACH PREP,TANN HIDE,SKIN LEAT	5822	155674	2242	234838
845320	MACH MAKING/REPARING FOOTWEAR	24572	155451	22655	276649
845380	OTH MACH REPAR H-SKINS/LEATHER	4295	91763	8698	41974
845390	PARTS OF MACH TANNING,FOOTWEAR	5581	67595	3811	63143
845410	CONVERTERS	198	11311	49	2771
845420	INGOT MOULDS & LADLES	4846	9357	569	9014
845430	CASTING MACHINES	90094	311917	37828	213889
845490	PARTS OF CONVERTERS LADLES ETC	6137	78151	5980	45407
845510	TUBE MILLS		496078		119410
845521	HOT/COMBIN HOT&COLD ROLING MIL	18666	259846	69987	331759
845522	COLD, ROLLING MILLS		280385	147003	168489
845530	ROLLS FOR ROLLING MILLS	24459	229476	4573	218024
845590	OTH PARTS METAL ROLLING MILLS	4057	66472	49535	111770
845610	MACH TOOL WORKING BY LSER ETC	15203	90684	7335	31528
845620	MACH OPERATED ULTRASONIC PROCE	6534	9584	66	816
845630	MA-TOOL OPER ELECTRO DISCHARGE	3454	43983	4158	24571
845690	O-MAC TOOL FOR REMOVAL OF MAT	5901	39433	1065	46985
845710	MACHING CENT FOR WORKING METAL	20095	297492	19605	239204
845730	MULTI-STATION TRANSFER MACH		8024		53887
845811	HORIZONT LATH NUMERICL CONTROL	19993	152086	2220	89086
845819	OTHER, HORIZONTAL LATHES	11171	81220	8849	95071
845891	OTH LATHES NUMERICALLY CONTROL	15529	111929	142	58232
845899	OTH LATHES FOR REMOVING METALS	5415	40490	8325	113411
845910	WAY TYPE UNIT HEAD MACHINES	627	4139	920	13938
845921	OTH DRILL MACH NUMERICAL CONT	390	9588		11102
845929	OTHER DRILLING MACHINES	7384	123847	5407	97834
845931	OTH BOR/DRIL MACH NUMERI CONTR	1389	5370		507
845939	OTHER BOARING-MILLING MACHINES		29685	4551	8600

Contd.

10.11 Imports by Economic Categories (Detail)

(In Thousand Rupees)

I T E M S		FEBRUARY, 2016	FROM JULY, 2015	FEBRUARY, 2015	FROM JULY, 2014
845940	OTHER BORING MACHINES	3721	28163	1771	69059
845951	MILLING MACH KNEE TYPE N.CONTR		10899		772
845959	MILL MACH W TRAVERSER =<300MM	741	39862	464	39393
845961	OTH MILLING MACH NUMERCAL CONT		15214		25400
845969	OTHER MILLING MACHINES	5484	66256	1233	99095
845970	OTH THREAD/TAPPING MACH	12763	56974	25	47309
846011	F.SURFACE GRIND MACH NUM CONTR	749	2519		890
846019	OTH F.SURF GRIND MAC AXIS0.01M	1981	37473	7468	27017
846021	OTH GRIND MACH NUMERICAL CONTR				18631
846029	OTH GRIND MACH AXIS 0.01MM	2138	12816	38	11584
846031	SHARPENING MACH NUMERCAL CONTR				9053
846039	OTH SHARPENING MACH-TOOL	2236	22768	247	5709
846040	HONING OR LAPPING MACHINES		9987		18696
846090	OTHER MACHINE TOOLS	7090	70634	2475	55465
846120	SHAPPING OR SLOTTING MACHINES	7307	38921	2577	20167
846130	BROACHING MACHINES		7939		589
846140	GEAR CUTTING,GRIND/FINISH MACH	7649	57385	568	26389
846150	SAWING OR CUTTING-OFF MACHINES	19889	202395	10582	77062
846190	OTH MACH TOOL FOR METAL WORK	13439	46887	1897	54917
846210	FORGING/DIE-STAMP MACH&HAMMERS	79648	163301	2636	246602
846221	BEND,FOLD,ETC MACH NUM CONTROL	980	35959		5468
846229	OTH BENDING,FOLDING MACH	17218	96226	6665	116578
846231	SHEARING MACH NUMERICAL CONTRO	2664	73980		29658
846239	OTH SHEARING MACH	1218	54747	1613	39654
846241	PUNCH/NOTCH MACH NUM CONTROL	961	16463		
846249	OTH PUNCHING/NOTCHING MACH	3478	140672	7163	94476
846291	HYDRAULIC PRESSES	11075	183624	2354	44770
846299	OTH PRESSES FOR WORK METAL		49544	3881	82136
846310	DRAW-BENCH FOR BARS,TUBES WIRE	9265	115299		8146
846320	THREAD ROLLING MACHINES	452	14615	673	8156
846330	MACHINES FOR WORKING WIRE	1482	64578	2766	16759
846390	OTH MACH TOOL WORKING METALS	96538	155518	3952	18453
846410	SAWING MACHINES	35	9318	2686	15802
846420	GRINDING OR POLISHING MACHINES	5425	36137	1577	47173
846490	OTH MACH TOOL WORK STONE/CER/C		31013	16172	83422
846510	MACHINE FOR MECHANIC OPERATION	270	2576		2330
846591	SAWING MACHINES	1011	15897	479	13364
846592	PLANING,MILLING, MOULD MACH	420	12511	327	6762
846593	GRINDING SANDING POLISHING MAC	99095	165549	2468	29501
846594	BENDING OR ASSEMBLING MACHINES		2696	172	82934
846595	DRILLING OR MORTICING MACHINES		3816	33	9564
846596	SPLITING SLICING PARING MACH		26625	2641	14013
846599	OTH MACH TOOL FOR WOOD CORKETC	2844	204514	2334	69344
846610	TOOL HOLDER SELF OPEN DIEHEAD	4170	43917	2846	23754
846620	WORK HOLDERS	96	20222	537	32360
846630	DIVIDING HEAD & ATTACH M-TOOL	1198	3725	2126	4878
846691	OTH PART FOR MA-TOOL H.84.64	8	15640	236	6827
846692	OTH PART FOR MA-TOOL H.84.65	791	39566	154	31918
846693	PART/ACCES MACH TOOL PLAN ETC	20936	142268	4583	163283
846694	PART/ACCES MACH TOOL FOLD ETC	4389	72330	7505	78528
846711	PNEUMATIC ROTARY TYPE TOOLS	398	3626	928	4522
846719	OTH PNEUMATIC TOOLS FOR WORK	3314	23739	2399	35863
846721	DRILL W ELEC MOTOR OF ALL KIND	23919	110041	10512	76653
846722	SAWS SELF CONTAINED ELE-MOTOR	1791	16048	3816	12443
846729	OTH TOOL WITH ELECTRIC MOTOR	45867	328553	34180	278063
846781	CHAIN SAWS	7181	34075	4948	24903
846789	OTH TOOL WORKING IN HAND	5853	54603	1894	46752
846791	PARTS OF CHAIN SAWS	3730	18111	1553	7705
846792	PARTS OF PNEUMATIC TOOLS	426	22659	830	12272
846799	OTH PART TOOL WOR IN THE HAND	13053	201890	23077	98241

Contd.

10.11 Imports by Economic Categories (Detail)

(In Thousand Rupees)

I T E M S		FEBRUARY, 2016	FROM JULY, 2015	FEBRUARY, 2015	FROM JULY, 2014
846810	HAND HELD BLOW PIPES		1415	27	278
846820	OTH GAS-OPERATED MACH APPARATU	4607	25786	1576	9123
846880	OTH MACH FOR SOLDER,BRAZING	4271	92347	1132	60213
846890	PARTS FOR SOLDERING,BRAZIN MAC	5568	27741	1036	16599
846900	TYPEWRITER;WORD PROCESS MACH		3716		1219
847010	ELEC CALCULATOR,DATA REC MAC	15857	102589	12579	119948
847021	CALC. MACH W PRINT DEVICE		6	97	102
847029	OTH ELECTRO CALCULATING MACHIN	465	1535	102	310
847030	OTHER CALCULATING MACHINES	23	549		105
847050	CASH REGISTERS	4876	17938	2425	39168
847090	OTH POSTAGE,TICKET ISSUE MACH	140	28072	3821	18873
847130	PORTABLE AUTOMATIC DP MACHINE	1078481	7363034	1066404	16618201
847141	OTH AUTOMATIC DATA PRO MACHINE	153893	1001433	132799	1275620
847149	OTH PRESENTED IN FORM SYSTEMS	46595	773847	29410	195544
847150	PROCESSI UNIT O/T,H-8471.41,49	189044	2126059	292638	2900886
847160	INPUT,OUTPUT UNIT IN S-HOUSING		426191	159704	810708
847170	STORAGE UNITS	105010	764380	90159	726022
847180	OTH UNITS OF AUTO DAT PRO MACH	27814	99593	13197	53515
847190	OTH LAN,BRIDGES,HUBS EXCL SWIT	15899	578228	11369	496099
847210	DUPLICATING MACHINES		557	275	2138
847230	SORTING/FOLDING/AFFIXING MACH		702	309	608
847290	OTHER, OFFICE MACHINES	202320	1854374	30123	1287797
847310	PARTS/ACCESS OF MACH H-84.69	3520	13954	21	1525
847321	PART CALC MACH H-8470.10.21.29		41		127
847329	OTH PARTS OF MACH H-84.70	164	32862	1118	26814
847330	PARTS/ACCESS OF MACHINE 84.71	90722	887062	112374	872268
847340	PARTS/ACCESS MACHINE HEAD84.72	16143	217673	11460	185225
847350	PARTS/ACCESS MAC HD84.69-84.72	813	9153	382	7439
847410	SORTING/SCREENING/WASHING MACH	3240	411141	6356	204780
847420	CRUSHING OR GRINDING MACHINES	13282	576577	18853	500213
847431	CONCRETE OR MORTAR MIXERS	61590	592148	47826	711910
847432	MACH FOR MIXING MINERAL&BITUME	93599	277181		219088
847439	OTH MACH FOR MIXING MINERALS	5871	25039	2064	9822
847480	OTHER MACHINERY	157671	718412	42553	116011
847490	PART OF SORTING,SCREENING MACH	160061	1430585	79743	856529
847510	MACH FOR MAKING ELEC LAMP/TUBE		33594		152
847521	MACH FOR MAKING OPTRICAL FIBRE		10		
847529	OTH GLASS WORKING MACHINES	66171	151959	91720	208747
847590	PARTS OF MACHINES H-NO.84.75	268	17189	2454	45535
847621	BEVERAGE/VENDING MA W REFRIG		4960	41	4037
847629	OTH,AUTOMA BEVERG-VENDING MACH	347	604	7	43
847681	OTH MACH HEATING/REFRIG,DEVICE		235		863
847689	OTH MACH INCL MONEY CHANG MACH		645		4889
847690	PARTS OF MACH HEADING 84.76		5246		68
847710	INJECTION-MOULDING MACHINES	174667	1983599	244091	1490058
847720	EXTRUDERS	45344	327374	57176	594477
847730	BLOW MOULDING MACHINES	43693	550865	52682	396345
847740	VACCUM MOLDING/THERMOFORM MACH	6264	86769	3393	40570
847751	MACH MOULD PNEUMATIC TYRE,TUBE	9138	139380	13977	210351
847759	OTH MACH FOR MOLDING/FORMING	2597	26548		76337
847780	OTH MACH FOR WORKING RUB/PLAST	200459	2747996	190599	633370
847790	PARTS OF MACH,WORKING RUB/PLAS	92468	566338	95272	443915
847810	MACH FOR REPAIRING TOBACCO	105154	371165		208775
847890	PARTS OF MACHINES OF H-84.78	20474	413627	28817	250684
847910	MACH FOR PUBLIC WORKS,BUILDING	45705	429648	14394	240791
847920	MACH FOR EXTRACT/PREP FATS/OIL		406466	39486	272132
847930	PRESS PARTICAL/FIBRE BOARD ETC	67173	865748		161127
847940	ROPE OR CABLE MAKING MACHINES	41096	348069		83239
847950	INDUSTRIAL ROBOTS(N.E.S.)		6146		42697
847960	EVAPORATIVE AIR COOLERS	18294	251062	36622	250541

Contd.

10.11 Imports by Economic Categories (Detail)

(In Thousand Rupees)

ITEMS	FEBRUARY, 2016	FROM JULY, 2015	FEBRUARY, 2015	FROM JULY, 2014
847979 OTH PASSENGER BOARDING BRIDGES		1718		283602
847981 MA FOR TREATING METAL/FLE WIRE	1295	92467	10132	69041
847982 MIX/KNEAD/CRUSH/GRIND ETC MACH	73599	794862	42517	2977275
847989 OTH APPLI IDIVIL FUNCTIO MACH	706964	3093368	1235426	6581360
847990 PART OF MA H- 8479.20.60.82.84	92189	1087261	150807	1116506
848010 MOULDING BOXES FOR MET FOUNDRY	5387	28289	1946	15533
848020 MOULD BASES	8353	34690	3167	40678
848030 MOULDING PATTERNS	1088	3130	26512	50092
848041 INJECTION OR COMPRESSION TYPES	6425	47746	498	46077
848049 OTH, MOULDS FOR METAL/CARBIDES	101144	329920	21056	203811
848050 MOLULDS FOR GLASS	1559	47690	9286	74335
848060 MOULDS FOR MINERAL MATERIALS.	138627	291650	4850	32673
848071 INJECTION OR COMPRESSION TYPES	55580	440831	22486	381785
848079 OTH MOULDS FOR RUBBER/PLASTICS	138986	1239669	59698	665567
848110 PRESSURE-REDUCING VALVES	127873	1226611	463455	1697800
848120 VALVES,OLEOHYD/PNEUMATIC TRANS	13431	184212	352360	1621937
848130 CHECK (NONRETURN) VALVES	140782	815409	88438	642934
848140 SAFETY OR RELIEF VALVES	47651	461178	96457	604162
848180 OTH APPLIANCE(TAP,COCKS,VAL)	1266780	6938221	758272	4970523
848190 PARTS OF APPLICANCE H-NO.84.81	79116	889524	78379	694588
848210 BALL BEARINGS.	479085	3066417	305977	2453140
848220 TAPERD ROLLER BEARING INC CONE	44576	498253	66462	494477
848230 SPHERICAL ROLLER BEARINGS	17347	249615	38975	265350
848240 NEEDLE ROLLER BEARINGS	10872	60455	3551	47185
848250 OTH CYCLINRICAL ROLLER BEARING	4959	133253	8221	162981
848280 OTH COMBINED BALL/ROLLER BEAR	28760	299867	61150	325084
848291 BALLS, NEEDLES/ROLLERS PARTS	30870	120979	11162	116202
848299 OTH PARTS OF BALL/ROLLER BEAR	25158	164918	24240	191273
848310 TRANSMISSION/CRANKS/SHAFTS.CAM	139588	1681601	232373	1978466
848320 BEARING HOUSING-BALL/ROLR BEAR	7187	86068	18093	100715
848330 BEARING HOUSING NOT INCOR BEAR	164178	1172443	128572	1347500
848340 GEAR,CHAIN SPOK,GEAR BOXES ETC	191573	1976606	133251	1395167
848350 FLYWHEL/PULEY INCL PULEY BLOCK	9007	88233	10846	77075
848360 CLUTCHES AND SHAFT COUPLING	92338	715166	63850	480058
848390 PARTS OF HEADING 84.83	27958	349924	32543	373625
848410 GASKET&SIMILAR JOINT OF MATALS	61430	498404	69652	529345
848420 MECHANICAL SEALS	38527	376231	68070	405487
848490 OTH GASKET&SIMI JOINT DISSIMIL	98909	590100	66313	488675
848610 MACH FOR MANUF BOULES / WAFERS				10
848620 MAC FOR MANUF S-COND,I-CIRCUIT	76	884		21824
848630 MACH FOR MANUF FLAT PANEL DISP		556		44
848640 MACH FOR MANU OF I-CIRCUIT,NES		17409		
848690 PARTS&ACCE OF MACH MANU S-COND		1105	89	11778
848710 SHIPS/BOATS,PROPELLERS&BLADES		36220	377	15642
848790 O-PARTS&ACCE NOT CON ELE-CONNE	28735	257552	73106	241725
850110 ELEC MOTOR OUTPUT NOT>37.5.WAT	63419	405403	44146	410596
850120 UNIVERSAL AC/DC MOTOR >37.5 W	30351	258497	25580	191182
850131 OTH DC MOTOR/GEN 0-P=750 WATT	17975	168654	17831	144673
850132 O-DC MOTOR/GEN 0-P-750W-75KW	9914	50231	6657	108223
850133 OTH DC MOTO/GEN 0-P-75KW-375KW	4257	35454	413	84882
850134 OTH DC MOTOR/GEN OUTPUT >375KW	3506	35205	1620	97611
850140 OTH AC MOTORS,SINGLE-PHASE	282318	964192	164727	772728
850151 OTHER AC MOTORS MULTI-PHASE	54666	322284	15149	191985
850152 AC MOTORS,OUTPUT-750W-75KW	105886	1128367	167605	1459927
850153 AC MOTORS,OUTPUT>75KW	60465	627131	25734	471544
850161 AC GENERATORS OUTPUT NOT>75KVA	52513	456611	43251	305726
850162 AC GENERATORS OUTPUT-75-375KVA	4551	112552	6730	97977
850163 AC GENERATOR 0-P-375KVA-750KVA	1557	4517	1571	13897
850164 AC GENERATORS OUTPUT >750 KVA		368942	12229	7483748
850211 EL GNERATOR (DIESEL)0-P>75 KVA	173559	2575814	132642	2088443

Contd.

10.11 Imports by Economic Categories (Detail)

(In Thousand Rupees)

I T E M S		FEBRUARY, 2016	FROM JULY, 2015	FEBRUARY, 2015	FROM JULY, 2014
850212	GENER SET(DIESEL)OP- 75-375KVA	96005	1193382	140882	1149600
850213	GENER SET(DIES ENG)OP>375KVA	147632	12709498	271268	8674962
850220	GENER SET(SP-ING ENG)OP>375KVA	352883	2579218	237891	2693882
850231	GENERATING SETS,WIND POWERED	3771432	31631252		466407
850239	OTHER GENERATING SETS	1639940	12683795	2454368	15593820
850240	ELECTRIC ROTARY CONVERTERS.				745
850300	PARTS FOR MACHIN H-85.01/85.02	1021036	3648507	48474	2698874
850410	BALLAST FOR DISCHARG LAMP/TUBE	10026	98511	26226	107631
850421	LIQUID DIELECTRICT FORMERS	1437	44605	20413	27185
850422	LIQ D-E T/FORMER-650-10000KVA	6591	233546	331	24164
850423	LIQ DI-ELE T/FORMER >10000KVA	10916	1888936		134714
850431	OTH TRANSFORMER-PHC-NOT>1 KVA	68027	642798	60735	503321
850432	OTH TRANSFORMER-PHC-1KVA-16KVA	31439	256216	19946	96650
850433	OTH TRANSFORMER-PHC-16-500KVA	156813	897345	81691	330807
850434	OTH TRANSFORMER-PHC>500 KVA	2828	5545486	218209	2933606
850440	STATIC CONVERTERS	668204	5975963	536040	5671898
850450	OTHER INDUCTORS	10143	124167	72539	248950
850490	PARTS ELEC POWER MACH H-8504	210940	1283338	57484	842097
850511	PERMANENT MAGNETS AND ARTICLES	5669	46159	6031	45169
850519	OTH PERMANENT MAGNETS&ARTICLES	16160	118032	14582	106482
850520	EL-MAGNET COUPLING,CLUTCH ETC	971	23842	2970	30920
850590	OTH EL-MAGNET INC/PART HD85.05	4316	39633	7207	137157
850610	MANGANESE DIOXIDE P/CELL&BATT	80745	696833	73709	602981
850630	MERCURIC OXIDE P/CELL&BATTRIES		242		
850650	LITHIUM PRIMARY CELL&BATTERIES	19915	247818	39445	237674
850660	AIR ZINC PRIMARY CELL&BATTRIES		2626		3812
850680	OTHER PRIMARY CELL&BATTERIES	61208	382302	64303	332288
850690	PARTS OF PRIMARY CELL&BATTEIES	7058	81299	2015	41081
850710	LEAD-ACID ACCUMULATOR(STARTNG)	550	19057	3812	39761
850720	OTHER LEAD-ACID ACCUMULATORS	298535	4425553	258431	4224214
850730	NICKEL-CADMIUM ACCUMULATORS	1194	92380	730	26590
850740	NICKEL-IRON ACCUMULATORS		31		
850750	BATTRIES NICKEL-METAL HYDRIDE	536	11115	88	2567
850760	BATTRIES LITHIUM-ION	7324	110769	3388	20849
850780	OTHER ACCUMULATORS	10452	318834	8053	124479
850790	PARTS EL-ACCMOLATOR INCL SEPR	26646	366262	57534	274259
850811	VACUM CLEANER SE-CONTA E-MOTOR	4743	54785	5210	30625
850819	OTH VACUUM CLEANERS SELF MOTOR	2119	29595	693	23755
850860	OTHER VACUUM CLEANERS	1899	13831	14644	21941
850870	PARTS OF VACCUUM CLEANERS	198	2177	291	3573
850940	FOOD GRINDER/MIXERS&JUICE EXT	60449	541926	54838	512668
850980	OTH DOMESTIC APPLIANC	14128	106314	8638	140415
850990	PARTS DOMESTIC APPLIAN	54347	315606	19124	166390
851010	SHAVERS SELF CONTAINED EL-MOTO	6590	33963	4450	30477
851020	HAIR CLIPPERS SELF CON EL-MOTO	3749	37706	3350	28951
851030	HAIR-REMOVING APPLIANCES	148	43949	8798	61400
851090	PART OF SHAVER/CLIPPER/REMOVER	908	13094	927	12826
851110	SPARKING PLUGS	103323	695406	61208	595132
851120	IGNITION/DYNAMOS MAG-FLYWHEELS	2981	29294	6819	55907
851130	DISTRIBUTORS;IGNITION COILS	31202	259694	24261	178911
851140	STARTERS MOTORS/DUEL PUR GENER	62808	131345	10785	93180
851150	OTHER GENERATORS	6788	34071	1995	38174
851180	OTH EL-IGNITION/START EQUIP	4359	39878	1374	12969
851190	PARTS OF THE HEADING NO.85.11	76562	839786	88876	653311
851210	LIGHTS SIG EQUIP BICYCLE USED	173	2555	336	2784
851220	OTH LIGHTING SIG EQUIPMENT	148752	1359276	158233	1059829
851230	SOUND SIGNALLING EQUIPMENT	15300	118016	14169	103023
851240	WINDSCREEN WIPER,DEFROST/DEMIS	4464	48454	3191	20978
851310	PORTABLE ELECTRIC LAMPS	101357	1079530	173076	1133581
851390	PARTS(OF THE HEADING NO.85.12)	63	4642	77	4816

Contd.

10.11 Imports by Economic Categories (Detail)

(In Thousand Rupees)

ITEMS	FEBRUARY, 2016	FROM JULY, 2015	FEBRUARY, 2015	FROM JULY, 2014
851410 RESISTANCE HEATED FURNACE/OVEN	3322	9837		6761
851420 INDUCTION/DIELECTRIC FUR/OVENS	60704	91638		21691
851430 OTHER FURNACES AND OVENS	1539	71412	10371	150150
851440 OTH IND/DI-EL HEATING EQUIPMNT	10136	182014	153	29012
851490 PARTS(OF HEADING NO.85.14)	2512	69912	3737	56774
851511 SOLDERING IRONS AND GUNS	2784	97085	6151	58269
851519 OTH BRAZING/SOLDER IRONS&GUNS	5007	68741	6360	43905
851521 MACHINES,RES WELDING OF METAL	573	34044		7471
851529 OTH MACH RES WELDING OF METAL	9691	146000	32783	143220
851531 MACH ARC WELDING METAL F/AUTO	1548	29932	966	11358
851539 OTH MACH/APP ARC WELDING METAL	63841	528715	12442	152645
851580 OTH MACH/APP HOT SPRAYING METL	8853	111560	2125	79622
851590 PARTS(OF HEADING NO.85.15)	9418	535822	8076	96193
851610 ELE INSTANEOUS/IMERSION HEATER	2344	109747	9476	56517
851621 STORAGE HEATING RADIATORS	2130	17487	2485	14185
851629 OTH ELE SPACE/SOIL HEATNG APPA	7541	276243	5314	436704
851631 HAIR DRYERS	4448	48030	2749	35176
851632 OTHER HAIR DRESSING APPARATUS	4114	24246	2080	28012
851633 HAND DRYING APPARATUS	1683	15192	375	4317
851640 ELECTRIC SMOOTHING IRONS	11348	112598	14294	89886
851650 MICROWAVE OVENS	11359	231353	20937	149279
851660 OTH OVEN/COOKER/GRILL/ROASTERS	74646	259921	15987	137087
851671 ELECTRIC COFFEE OR TEA MAKERS	2008	35075	11338	81535
851672 ELECTRIC TOASTERS	8797	114396	6050	145336
851679 OTH ELECTRIC-THERMIC APPLIANCE	59579	232471	45284	164782
851680 ELECTRIC HEATING RESISTORS	13672	89202	7814	104074
851690 PARTS EL-THERMIC APP H-85.16	89714	740957	43538	785523
851711 LINE TELEPHONE CORDLESS H-SETS	6754	71140	7115	57687
851712 TELEPHONE FOR CELLULAR NETWORK	6692793	51826974	7418025	47096299
851718 OTHER TELEPHONES	7832	100814	31790	99858
851761 BASE STATIONS FOR WIRELESS N-W	465881	5256659	294514	3104056
851762 MACH FOR RECEPTION VOICE/IMAGE	3811785	20291285	1757239	20128244
851769 OTHER APPARATUS	465650	4679375	703728	11404894
851770 PARTS FOR TELEPHONES/WIRELESS	381999	3755057	655540	7238045
851810 MICROPHONES AND STANDS THEREOF	6512	36572	3046	41466
851821 SINGLE L/SP MOUNTED IN ENCLOUR	16552	136089	17394	139370
851822 MULIPLE L/SP MOUNTED IN ENCL	11010	133300	22817	222395
851829 OTH L/SP NOT MOUNTED IN ENCL	43133	276517	48833	307070
851830 HEAD/EAR/MICRO PHONE SPEAK SET	48870	374438	52970	331044
851840 AUDIO FREQUENCY ELEC.AMPLIFIER	4155	38526	5932	48994
851850 ELECTRIC SOUND AMPLIFIER SETS	3605	24996	1759	27365
851890 PARTS & ACCESSORIES HEAD 85.18	8642	60405	6896	122382
851930 TURNTABLES (RECORD-DECKS)	5	214	38	46
851950 TELEPHONE ANSWERING MACHINES		1537		
851981 O-APPA USING MAG/OPTICAL MEDIA	53	4236		444
851989 OTH COMPACT DISK PLAYERS	2937	33370	2167	22998
852110 MAGNETIC TAPE TYPE	2279	20847	2923	17411
852190 OTH VIDEO REC/REPRODUCING APP	14452	136930	22793	119401
852210 PICK UP CARTRIDGES		5		69
852380 DATA/SOUND RECORDED AUTO.DPM	47260	3204791	166182	4867549
852550 TRANSMISSION APPA FOR RADIO/TV	5745	75599	68932	150695
852560 TRANSMISSION APPARATUS	45574	344304	17904	181990
852580 TV CAMERAS,DIGI/VIDEO CAMERA-R	89527	589931	59043	352565
852610 RADAR APPARATUS	3807	30814	3789	22122
852691 RADIO NAVIGATIONAL AID APPARAT	66471	1951403	17394	195954
852692 RADIO REMOTE CONTROL APPARATUS	10	5285	186	8112
852712 POCKETSIZE RADIOCASSETE PLAYER	1213	2589	370	2614
852713 OTH APPA COMB W/SOUND REC/PRO	38	583		
852719 OTH RECORDING/REPRODUCING APPA	2876	18998	2566	26581
852721 OTH RADIO BRO-RECEIVER FOR VEH	8319	41392	2706	34527

Contd.

10.11 Imports by Economic Categories (Detail)

(In Thousand Rupees)

ITEMS	FEBRUARY, 2016	FROM JULY, 2015	FEBRUARY, 2015	FROM JULY, 2014	
852729	OTH SOUND REC/REPRO APPA VEH	14547	105983	13859	345589
852791	OTH APPA COMB W/SOUND REC/PRO	43	1804		319
852792	APPA NOT COMB W-S-RECOR/REPROD	144	185	48	172
852799	MODEMS FOR SUND RECOD APPA	523	885		1006
852841	MONITORS AUTOM DATA PRO SYSTEM	2110	8602	338	139436
852849	OTH CATHODE-RAY TUBE MONITORS	11647	32686	553	6625
852851	OTH MONITOR DATA PROCESSING SY	252996	1713184	241195	1693579
852859	OTHER MONITORS	50794	88355	6512	52650
852861	PROJECTOR FOR AUTO- DPS-H8471	17927	109687	12124	153975
852869	MULTIMEDIA PROJECTOR-FOR DP-SY	6558	29886	299	3399
852871	RECEPTION APPA FOR TV	40223	173581	27889	180064
852872	OTH COLOUR TV SETS	666018	4046219	91743	1012956
852873	OTH MONOCHROME RECEPTION-APPA		191		13
852910	AERIALS/REFLECTORS ALL KINDS	27882	309636	21472	307348
852990	OTH PARTS/APP H-85.25-85.28	153073	1194653	300535	3605760
853010	EL-SIGNAL EQP RAILWAY/TRAMWAY		2105		2945
853080	OTH SIGNAL EQP EL TRAFIC CONT	52479	97166	2015	79332
853090	PARTS OF EQP HEAD 85.30	2990	33686	191	10372
853110	BURGLAR/FIRE ALARMS/SIMIL APPT	31357	187480	12642	270405
853120	INDICATOR PANEL INCORP LCD/LED	13731	105447	25960	139043
853180	OTHER APPARATUS	29291	69564	7088	86336
853190	PARTS ELEC SOUND/VIS SIG APPT	13459	52503	6980	96763
853210	FIX CAPACITO 50/60HZ CAP.5KVAR	15719	116990	4142	322801
853221	OTHER FIXED CAPACITOR	568	1386		1134
853222	ALUMINIUM ELECTROLYTIC FIX CAP	15	3078	5280	14404
853223	CERAMIC DIELEC,SIN-LYR FIX CAP	233	5987	1453	6902
853224	CERAMIC DIELEC MUL-LYR FIX CAP	1761	18494	1850	12820
853225	DIELECTRIC PAPER PLAS FIX CAP	4526	12984	2185	8679
853229	OTHER FIXED CAPACITORS	17074	198118	24861	190565
853230	VARIABLE/ADJUSTABLE CAPACITORS	1988	10190	2968	17798
853290	PARTS OF ELECTRICAL CAPACITORS	8733	33371	4075	20906
853310	FIXED CARBON RES COMP/FILMTYPE	10111	29216	10421	41336
853321	OTH FIXED RES CAPACITY < 20 W	405	4724	347	2628
853329	OTHER FIXED RESISTORS	4702	89838	8843	88167
853331	W/WOUND RESISTOR- RHEO&POTEN	2085	19839	2298	16494
853339	OTH W/WOUND VARIABLE RESISTORS	1121	18243	5251	20216
853340	OTH VAR RES INCL REHEOSTATS	7971	80115	8425	72301
853390	PARTS FOR ELECTRICAL RESISTERS	419	8198	398	6264
853400	PRINTED CIRCUITS	26233	293207	71944	642683
853510	FUSES FOR VOLTAGE >1000 VOTTS	4098	64676	305	36570
853521	AUTOMA C-BRAKER VOT <72.5 KV	35707	595846	56204	513759
853529	OTH AUTOMATIC CIRCUIT BRAKER	90128	560029	196968	476252
853530	ISOLATING/MAKE-AND-BREAK SWIT	63329	623143	21041	130323
853540	LIGHT ARRESTER,VOL LIMITER ETC	39520	184258	2643	134967
853590	ELEC APP SWITCHING CIR>1000VOL	462981	1062024	20994	348728
853610	FUSES FOR VOLTAGE <1000 VOLTS	15585	89477	5731	56088
853620	AUTOMATIC CIR BREAKER	177664	1621776	187804	1495516
853630	OTH APP PROTECTING ELEC CIRCUL	29930	62632	111477	145376
853641	RELAYS FOR VOLTAGE	16796	207010	10244	165159
853649	OTHER, RELAYS	168966	792392	102699	624946
853650	OTHER SWITHCES	103528	714947	80326	618988
853661	LAMP HOLDERS	6071	45554	6682	60437
853669	OTHER,PLUGS AND SOCKETS	121509	715518	89237	584752
853670	CONNECTORS FOR OPTICALFIBRES	1833	22505	2734	26479
853690	OTH ELECTRICAL APPARATUS	116421	865624	108493	921354
853710	BOARD,PANEC ETC VOLTAGE-1000V	218659	2318855	340992	3449281
853720	BODIES,CONSOLE ETC VOLT>1000V	266489	3639729	12794	579026
853810	BOARD,PANELS GOODS HEAD 85.37	24075	658083	78676	335386
853890	OTH PARTS SUITABLE GOOD H85.37	162118	1893011	205427	1729918
853910	SEALED BEAM LAMP UNITS	8793	61655	10556	73947

Contd.

10.11 Imports by Economic Categories (Detail)

(In Thousand Rupees)

ITEMS	FEBRUARY, 2016	FROM JULY, 2015	FEBRUARY, 2015	FROM JULY, 2014
853921 TUNGSTEN HALOGEN LAMPS	33272	210254	23493	159195
853922 OTH LAMPS 200W FOR VOLT>100V	5120	62635	4782	62996
853929 OTH FILAMENT LAMPS EXCL U-VIOL	56649	432678	46950	370746
853931 DISCHARGE LAMP O/TAN U-V-LAMP	35816	127610	9107	105561
853932 MERCURY OR SODIUM VAPOUR LAMPS	4849	36445	6816	33263
853939 OTH DISCHARGE LAMPS,OTH ULTRA	749720	6832526	986804	6347160
853941 ARC-LAMPS (ELECTRIC)	1482	4614	388	3817
853949 OTH ULTRA-VOILET/INFRA-REDLAMP	8282	32652	4206	19483
853990 PARTS ELECTRIC FILAMENT/D-LAMP	40721	337291	34479	285975
854011 CATHODE-RAY TV PICTURE TUBES		11334	11951	81769
854020 TV CAMERA TUBE(IMAG CONVERTER)		19		
854040 DATA GRAP DISPL TUBE,COLO/MONO				108
854060 OTHER CATHODE-RAY TUBES				203
854071 MAGNETRONS	20764	255719	7108	190383
854079 OTH,MICROWAVE TUBE,CARCINOTR		1392		793
854081 OTHER VALVES AND TUBES:	130	177		22
854089 OTHER VALVES ANA TUBES,N.S.	386	2954		4527
854099 OTH PARTS OF HEADING NO.85.40		2613	21	21
854110 DIODES,OTH THAN PHOTSENSITIVE	21082	128537	15217	107118
854121 TRANSISTOR O/THAN PHOTSENSITV	219	7366	236	16536
854129 OTH TRANSISTOR O/TH PHOTSEN	3030	51501	18228	61977
854130 THYRISTORS DIACS AND TRIACS	1167	11526	2483	16870
854140 PHOTSENSITIV SEMICONDUCTOR DE	4360593	39816050	1822263	11896889
854150 OTH SEMICONDUCTOR DEVICES	6928	68993	7514	46266
854160 MOUNTED PIEZO-ELECTRIC CRYSTAL	2128	10531	1863	6873
854190 PARTS OF APPARATUS OF H-85.41	1093	22475	1136	44739
854231 ELECTRONIC INTEGRATED CIRCUIT	26430	246142	27548	231315
854232 MEMORIES	98	65155	19223	46588
854233 AMPLIFIERS	2486	33131	640	10084
854239 OTH ELECTRO INTEGRATED CIRCUIT	38837	327913	52753	422635
854290 PARTS OF ELEC INTIGRAT CIRCUIT	1914	68339	451	27751
854310 PARTICLES ACCELERATORS		104700		3748
854320 SIGNAL GENERATORS	975	29126	2368	21894
854330 MACH APPA EL-PLATNG ELECTROLYS	150174	177882	281	108680
854370 OTHER MACHINE/APPARATUS	218142	1771416	144742	2141505
854390 PARTS OF THE APPARATUS H-85,43	31885	193348	8755	206101
854411 WINDING WIRE OF COPPER	32284	149428	3439	79758
854419 OTHER WINDING WIRE OF COPPER	50699	568160	80731	582915
854420 CO-AXIAL CABLE & CONDUCTORS	269669	807439	166408	610673
854430 IGNITION & OTHER WRITING SETS	56531	659546	26870	253750
854442 COMPUTER LEADS WITH CONNECTOR	92161	717615	82461	1726080
854449 OTH ELECTRIC CONDUCTOR N>1000V	446187	3658817	337815	4425623
854460 OTH EL CON FOR VOLTAGE >1000V	78502	1356459	82099	988038
854470 OPTICAL FIBRE CABLES	31803	344295	81031	249116
854511 ELECTRODES USED IN FURNACES	19696	52556	9026	71287
854519 OTHER ELECTRODES	605	11809	14917	27282
854520 CARBON BRUSHES	3660	34886	6708	37708
854590 OTH LAMP/BATTERY CARBON,GRAPIT	2722	20501	7869	30754
854610 EELECTRICAL INSULATOR OF GLASS	7	152		1873
854620 EELECTRICAL INSULATOR CERAMICS	93251	2461819	6768	125808
854690 OTH ELE INSU OTH THN GLAS,CERA	8973	85988	45448	119961
854710 INSULATING FITTINGS OF CERMIC	720	1488		129
854720 INSULATING FITTINGS OF PLASTIC	417	1717	190	3882
854790 OTH INSULATIN FITT PLAS/CERMIC	65882	237168	130251	631986
854810 WAST/SCRP PRI BATRY,CEL,ACCUMU	117021	1153214		627
854890 OTH,PARTS ELE MACHINE/APP NES	815	7485	698	2105
860110 RAIL LOCOMO POWERED ELECTRICIT		9628		
860210 DIESEL ELECTRIC LOCOMOTIVES	30822	30822		4094764
860290 OTH,RAIL LOCOMOTVE,LOCOMO TEND		27	3116244	3116252
860390 OTH,RAILWAY OR TRAMWAY COACHES		14		3045

Contd.

10.11 Imports by Economic Categories (Detail)

(In Thousand Rupees)

I T E M S		FEBRUARY, 2016	FROM JULY, 2015	FEBRUARY, 2015	FROM JULY, 2014
860400	RAIL/TRAMWAY MAINTENANCE VEHIC		1151499		549730
860500	RAIL/TRAMWAY PASSENGER COACHES		6999		
860610	TANK WAGONS AND THE LIKE				460253
860699	OTH RAIL,TRAMWAY GOOD VAN(NSP)	5466	5466	1296208	2522908
860711	DRIVING BOGIES&BISSSEL-BOGIES		10		15
860719	OTH INCL PARTS AXELS/WHEEL		207311	858609	1198719
860721	AIR BRAKES AND PARTS THEREOF				19740
860729	OTH BRAKES LOCOMO&PATS THEREOF	37	72700	296529	331648
860730	HOOKS,COUPLIN DEVICES,BUFFERS	3359	5221		8492
860791	OTHER PARTS OF LOCOMOTIVES	160780	1642479	592328	5330642
860799	OTH RAILWAY LOCOMOT STOCK PART		11764	9771	77051
860800	RAIL/TRAMWAY TRACK FIXTURES	161810	301813	401680	430808
860900	CONTINERS SPECIL DESI,EQUIPPED	14975	161782	118899	199690
870110	PEDESTRAIN CONTROLLED TRACTORS		5031		
870120	ROAD TRACTORS FOR SEMI-TRAILER	771158	6275642	308258	2915349
870130	TRACK-LAYING TRACTORS		13916		
870190	COMP AG-TRACTORS-ANY KIT FORM	43132	1058277	188508	2020946
870210	M.VEH 10 OR >PERSON DIESEL ENG	447017	4829996	1577552	3861371
870290	COMP O-M-VEH 10PER&DERIVER AKF	27939	806466	22625	440544
870310	M-CAR FOR TRAVEL ON SNOW/GOLF	1587	13155		7153
870321	MOTOR VEH CYLNDER CAP-1000CC	2711025	25530292	2006572	19641364
870322	OTH CAR CY CAP>1000CC - 1500CC	2814918	21413810	1952103	15677915
870323	OTH VEH CYL CAP 1500 - 3000CC	1756178	11576374	1384458	13109133
870324	OTH VEH CYL CAPACITY>3000CC	279630	3031835	211310	2567264
870331	OTH VEH(DIESEL ENG)CYL-C-1500CC		887		121279
870332	VEH(DIESEL ENG)CY-1500 -2500CC	1395	504968	13154	118277
870333	OTH VEH(DIESEL ENG)CAP>2500CC	48818	428436	5887	247683
870390	OTH M-CAR/M-VEH FOR PERSONS	3538	29780		52528
870410	DUMPERS DESIGN FOR OFF-HIGHWAY	61828	956490	48744	264987
870421	OTH VEH(DIESEL ENG)NOT>5TONNES	1911331	6487108	647186	4228431
870422	OTH VEH(DIESEL ENG)GVW-5-20TON	555262	4584579	541874	3507930
870423	OTH VEH(DIESEL)GVW >20 TONNES	110010	1089512	192451	627591
870431	OT VEH SPARK-IGNITION NOT>5TON	360216	4501185	587275	2935960
870490	OTH VEH FOR TRANSPORT GOODS	375	4753		
870510	CRANE LORRIES	41151	584462	107381	320587
870520	MOBILE DRILLING DERRICKS				20600
870530	FIRE FIGHTING VEHICLES		30782	4138	53519
870540	CONCRETE-MIXER LORRIES	112732	744034	15569	332120
870590	OTH SPECIAL PURPOSE MOTOR VEHL	78533	911552	53203	1713197
870710	BODIES/CABS FOR VEH-H-87.03	2449	19936	292	6463
870790	BODIES OF VEH-H-87042190&.3190	21386	144478	15916	116432
870810	BUMPERS AND PARTS THEREOF	22268	152457	11043	75582
870821	OTH PART ACCE OF BODIES,SEATS	32325	211884	63845	184083
870829	OTH PART ACCE OF BODIES,CABS	471283	3307913	410425	3250431
870830	BRAKES&SERVO-BRAKES,PARTS VEH	87196	570236	64260	366948
870840	GEAR BOXES AND PARTS THEREOF	87151	535205	103704	566547
870850	DRIVE-AXLES WITH DIFFERENTIAL	68334	459333	69087	243988
870870	ROAD WHEELS&PARTS&ACCESSO	79063	392293	16529	260107
870880	SUSPENSION SYS,SHOCK-ABSORBERS	145612	1259642	156912	1093777
870891	RADIATORS & PARTS THEREOF VEH	30901	187016	24971	157202
870892	SILENCERS&EXHAUST PIPES,PARTS	1801	14243	676	2653
870893	CLUTCHES AND PARTS THEREOF	19319	154981	12599	241458
870894	STEERING WHEELS,CLUMNS,BOXES	14158	257803	65860	341151
870895	SAFETY AIRBAGS INFLATER SYSTEM	15	2962	148	615
870899	OTH PARTS FOR VEHICLES H-8701	404090	5703862	358129	3540193
870911	WORK TRUCKS SELF-PROPEL ELECTR		6185		14863
870919	OTH WORK TRUCK SELF PRO N-FITT	174987	392301		146447
871000	TANKS,OTH ARMOUD FITGHING VEH		12200		22909
871110	MOTORCYCLE CYL CAP-NOT>50CC		1282	553	3540
871120	M-CYCLE CYL CAPACITY- 50-250CC	718740	7365379	647148	5449015

Contd.

10.11 Imports by Economic Categories (Detail)

(In Thousand Rupees)

ITEMS	FEBRUARY, 2016	FROM JULY, 2015	FEBRUARY, 2015	FROM JULY, 2014
871130 M-CYCLE CYL CAPACITY-250-500CC	224	148124	4621	10247
871140 M-CYCLE CYL CAP-500-800CC	1881	32023	363	13049
871150 M-CYCLE CYL CAP EXCEEDIN-800CC	14326	52376	6736	67668
871190 OTH M-CYCLE(INCLUDING MOPEDS)	2338	7351	3680	429651
871200 BICYCLES,OTH DELIVERY TRICYCL	50155	525115	36603	280871
871310 INVALID CARRIAG NOT MECH PROPL	27476	200193	19703	132214
871390 OTH INVALID CARRIAG MOTORISED	613	12106	1440	5789
871410 SADDLES OF MOTORCYCLES,MOPEDS	478421	4483301	374640	3616723
871420 PART ACCE INVALID CARRIAGES	960	1329	709	935
871491 FRAMES,FORKS & PARTS THEREOF	1298	8108	341	2478
871492 WHEEL RIMS AND SPOKES	391	5305		5959
871493 HUBS,COAST BRAK HUB,FREE WHEL	6333	66403	14452	92316
871494 BRAK,COAST BRAK HUB,HUB BRAK	2083	9891	338	9694
871495 OTHER, SADDLES	2045	16322	1120	27255
871496 PEDALS,CRANK-GEAR,& PARTS THOF	1086	2331	1074	6028
871500 BABY CARRIAGES & PARTS THEREOF	4744	59621	6039	41951
871610 TRAILER,SEMI-TRALER CARVN TYPE		14387	1939	2737
871620 SELF LOADING/UNLODING TRAL AGR		15034	5211	6839
871631 TAKER/SEMI TANKER TRAILERS	63451	128183		3630
871639 OTH TRAILER,SEMI TRAI FOR GOOD	3820	163555		58165
871640 OTH TRAILERS & SEMI-TRAILERS		40355		3404
871680 OTH VEH NOT MECHANICALLY PROPL	3909	53870	3659	60351
871690 PARTS,TRAILER SEMI-TRAI H87.16	32327	252019	29475	119564
880100 GLIDERS AND HANG GLIDERS			506	1760
880212 HALICOPTER UNLADN WT>2000 KG		1254270		9276
880220 AEROPLAN UNLADEN WT NOT>2000KG		64929		35780
880230 AEROPLAN UNLADN W-2000-15000KG				15669
880240 AEROPLAN UNLADN WT >15000KG	52868	21559344	85091	8870394
880310 PROPELLERS,ROTORS & PATS THROF		12		10754
880320 UNDER CARRIAGES/PARTS THEREOF	4560	5026		2627
880330 OTH PARTS OF AEROPLANE/HELICOP	79978	1452124	312545	1111033
880400 PARACHUTES AND ROTOCHUTES,PART	29	413		1679
880510 AIRCRA LAUN GEAR,DECK ARRESTOR		1944	65	65
880521 AIR COMBAT SIMULATORS & PARTS				10199
880529 OTH GROUND FLYING TRAINER PART		75592		4535
890110 CRUISE SHIPS,BOATS FOR PERSONS		830		
890190 OTH VESSELS FOR PERSONS/GOODS			115	182952
890310 INFLATABLE YATCHS,VESL PLE/SPO	471	1129		449
890391 SAILBOATS,WITH/W-OUT AUX-MOTOR				792
890392 MOTORBOAT,OTHN OUTBOARD M-BO		8257		10675
890399 OTH INFLTABLE YATCHTS		139128	27254	36373
890510 DREDGERS		278748		1010559
890590 OTH LIGHT VESSELS,FLO-CRANES	64734	121548		12858
890790 OTH FLOATING STRUCTURES,TANKS		93257	718	5470
900490 OTH SPECT,GOGGLE&THE LIKE CORR	4289	34196	2315	28617
900510 BINOCULARS	434	5019	582	15874
900580 OTH ASTRONOMICAL INSTRUMENTS	1359	18577	351	4778
900699 O-PART,AC P-GRAPHIC F-LIGH APP	146	2964	91	609
900710 CINEMATOGRAPHIC CAMERAS		2682		
900720 CINEMATOGRAPH PROJECTOR.S-R/RE		35890	352	9362
900791 PAR,ACC-CINEMATOGRAPHIC CAMERA	214	3252	115	541
900792 PART,ACCE-CINEMATOGR PROJECTOR	1644	2456	44	1968
900850 PROJECTORS,ENLARGERS&REDUCERS		5054	619	1358
900890 PARTS/ACCE OF IMAGE PROJECTORS	36	999		869
901010 APPA,EQUI AUTOMATC DEVELO FILM		36344	1692	56337
901050 OTH APP EQU PHO-GRAPHIC LAB	149	5534	2377	57066
901060 PROJECTION SCREENS	9785	38764	485	25767
901090 PART ACCE OF APP/EUIP H-90.10	388	6398		9051
901110 STEREOSCOPIC MICROSCOPES		354	57	468
901120 OTH MICROSCOPE P-MICROGRAPHY		10017	83	537

Contd.

10.11 Imports by Economic Categories (Detail)

(In Thousand Rupees)

ITEMS	FEBRUARY, 2016	FROM JULY, 2015	FEBRUARY, 2015	FROM JULY, 2014
901180 OTHER MICROSCOPES	7318	106131	24642	96817
901190 PART,ACCE OF OPTCAL MICROSCOPE	766	4118	528	4772
901210 M-SCOPE O/THN OPTIC M-SCOP APP	102	14814	10986	23149
901290 PART,ACC M-SCOPE O/THN OPTICAL	139	4066	119	2774
901310 TELESCOPIC SIGHTS FITT TO ARMS	441	472		5917
901320 LASERS OTHER THAN LASER DIODS	1184	15017	7104	11138
901380 OTH DEVICES APPLI&INSTRUMENTS	12575	171599	34578	147150
901390 PARTS,ACCE OF SUB GROUP-90.13	5019	9170		32888
901410 DIRECTION FINDING COMPASSES	220	10564		831
901420 INST/APPLI AERONAUTIC NAVIGATO	9377	85194		10610
901480 OTH INS/APPLI(NAVIGATIONAL)	857	8533	594	11593
901490 PART,ACCE OF SUB GROUP OF90.14	2996	32269	47	2144
901510 RANGEFINDERS		896	384	1280
901520 THEODOLITES AND TACHEOMETERS	4622	6939	1428	10234
901530 SURVEYING LEVELS	1789	14308	3307	14495
901540 PH-GRAMMETRICAL SURVEY INS/APP		50468		3569
901580 OTH INS AND APPLIANC-SURVEYING	101112	2936615	493490	4312002
901590 PARTS&ACCE OF SURVEYING INSTRU	18788	1532153	969778	1437608
901600 BALANCE SENSITIVITY 5CG/BETTER	4110	26980	2081	29737
901710 DRAFTING TABLE MACH W/NOT AUTO	1905	25389		25324
901720 O-DRAWING MARK/MATH CALC INSTR	12477	57784	8612	32816
901730 MICROMETERS/CALLIPERS & GUAGES	3943	34651	3733	20058
901780 OTHER INSTRUMENTS	15769	88713	19658	99789
901790 PARTS/ACCE OF MEASURING INSTRU	237	10344	50	5951
901811 ELECTRO-CARDIOGRAPHS	21830	62869	4038	44984
901812 ULTRASONIC SCANNING APPARATUS	36682	397398	66248	443507
901813 MAGNETC RESONANCE IMAGING APPA	184634	1436979	73111	678498
901814 SCINTIGRAPHIC APPARATUS	1635	5099	20713	21302
901819 OTH ELECTRO-DIAGNOSTIC APPARAT	245416	1686941	146926	1660571
901820 ULTRA VOILET/INFRA-RED RAY APP		226	437	11577
901831 SYRINGES,WITH/WITHOUT NEEDLES	159051	1448983	151720	1105379
901832 TUBULAR METAL NEEDLE/NEDL SUTU	40441	216823	5694	152784
901839 OTH NEDLES,CATHERS,CANNULA	683406	4362187	526115	3615662
901841 DENTAL DRILL ENGINES,W/C-D-EQU		18		1311
901849 OTH;INS/APPLI, DENTAL SCIENCE	6632	58448	11480	49172
901850 OTH,OPHTHALMIC INST&APPLIANCE	25185	264087	51257	370446
901890 OTH INSTRUMENT & APPLIANCE.	1165932	7222218	608460	6864684
901910 MECHANO-THERPY,MESSAGE/PSY APP	19205	212570	9209	88864
901920 OZONE,OXYGEN ,AEROSOL THERAPY,	133074	816255	104317	649949
902190 OTH;APP,WORN CARY,IMPL IN BODY	33148	246604	17150	156302
902212 COMPUTED TOMOGRAPHY APPARATUS	71743	3055027	84225	822130
902213 OTH X-RAY APPA FOR DENTAL USES			446	11236
902214 OTH,X-RAY APP FOR MEDICAL SURG	92994	513198	80527	973272
902219 X-RAY APPA FOR OTHER USES	34951	874782	18565	653937
902221 APP BASE ON ALP,BETA GAMA RADI		5635		13880
902229 APP ALPHA-BE-GA RADI-OTHER USE		5931		173956
902230 X-RAY TUBES		66025		7091
902290 O-APP AL-B-G RADI INCL PA/ACCE	13363	101686	13502	164942
902300 APPA DESIGNED F-DEMANSTRATION	25019	600820	124203	555651
902410 MACH&APPLI FOR TESTING METALS	18435	59094	6729	106697
902480 O-MACH-TESTING HARDNESS/STREN	24546	310507	31804	263240
902490 PARTS&ACC-HARD/STREN TEST MACH	6381	34680	6962	36854
902511 LIQUID-FILLED THERMOMETER/PYRO	8884	45423	2674	43211
902519 OTHER THERMOMETERS/PYROMETERS	14703	235047	9373	98764
902580 OTHER INSTRUMENTS	11720	162633	24599	180147
902590 PARTS ACCE INSTRUMENTS H-9025	2539	29403	2930	50623
902610 APP,MEASUR/CHECK FLOW/ LEVEL.	19028	319437	28056	219926
902620 APP, MEASUR/CHECK PRESSURE.	36842	419751	72245	726403
902680 OTH,APP,MEASUR VARIATION LIQ/G	144510	1395754	197302	1740768
902690 PARTS,ACCE OF SUB GROUP 90.26.	36038	679857	17748	128775

Contd.

10.11 Imports by Economic Categories (Detail)

(In Thousand Rupees)

I T E M S		FEBRUARY, 2016	FROM JULY, 2015	FEBRUARY, 2015	FROM JULY, 2014
902710	GAS/SMOKE ANALYSIS APPARATUS.	5595	238973	39743	231824
902720	CHROMATOGRAPHS/ELECTROPHOR INS	24238	320619	23241	271228
902730	SPECTRO,SPECTROPHOT-METER RADI	22639	249903	8904	193969
902750	OTH,INS.USING OPTCAL RADIATION	60748	673439	64513	405166
902780	OTH,INST FOR PHYSICAL CHEM ANA	253524	2195369	151425	1564596
902790	MICROTOMES;PART ACCE APP-90.27	35095	338663	28213	313861
902810	GAS METERS	344291	1917510	34357	869969
902820	LIQUID METERS	672	9059	809	9093
902830	ELECTRICITY METERS	9456	124100	11688	102647
902890	PART,ACCE OF SUB GROUP 90.26	23721	554952	39508	444294
902910	REVOL/PROD COUNTRS,TAXIMETERS,	801	14805	2774	12312
902920	SPEED INDICATORS/TACHOMETERS	5414	51829	2557	22048
902990	PARTS ACCE OF METERS-H-90.29	10361	85399	8865	113680
903010	INS,MEASUR IONISING RADIATIONS	4962	314966	1341	249554
903020	OSCILLOSCOPE&OSCILLOGRAPH	2545	33189	789	23777
903031	O-INSTR MEASUR VOLTAGE,CURRENT	4307	26514	6422	34510
903032	MULTIMETER WITH RECORD DEVICE	2036	20617	3321	14906
903033	O-METER WITH OUT RECOED DEVICE	23035	161788	24141	128996
903039	O-OSCILLOSCOPE W-RECOD DEVICE	20826	33194	6126	20864
903040	OTH,INS,SPE DESI FOR TELECOMMU	4785	102473	134	76454
903082	OTH,INS,MEASUR SEMICONDUCTOR	66	652		398
903084	OTH,APPA,WITH RECORDING DEVIC	689	9188	2194	29294
903089	OTH,INS,MEASUR ELECTRICAL QTY.	15057	153287	17743	627886
903090	PARTS ACCE OF SUB GROUP 90.30	862	58226	946	25487
903110	MACH BALANCING MECHNICAL PARTS	2867	15125	4285	40951
903120	TEST BENCHES		62734		61165
903141	OTH,OPTICAL INS CHECK SEMICODU		34		223
903149	OTH,OPTICAL INS & APPLIACES.	2473	106848	2902	71194
903180	OTH,INS APPLIANCES & MACHINES.	146943	1897880	124596	1177330
903190	PART,ACCE OF ARTICLE H- 90.31	8338	130164	9883	143824
903210	THERMOSTAT	33257	436869	41487	303948
903220	MANOSTAT(PRESSURE REGULATORS)	603	9843	457	6556
903281	OTH,INS HYDRAULIC OR PNEUMATIC	3489	22694	1696	18739
903289	OTH,REGULATING,CONTROLLING INS	152074	1437612	234998	1427215
903290	PARTS,ACCE OF ARTICLE H- 90.32	7111	65552	11006	193153
940210	DENTISTS,BARBER CHAIRS, PARTS	3242	57676	2071	28107
940290	OTH;OPE TABLES,EXAM TABLE MECH	36925	492974	74292	716433
940560	ILLUMINATED SIGN,NAMPLATES,LIK	960	238814	78685	191346
940591	PARTS OF LAMP LIGHT FIT GLASS.	16631	105491	25844	138294
940599	OTH PARTS H-NO.94.05,N.E.S.	5612	34993	6034	36757

10.12 Exports by Areas and Countries / Territories

(In Thousand Rupees)

TERRITORIES/COUNTRIES	FEBRUARY, 2016	CUMULATIVE FROM JULY,2015	FEBRUARY, 2015	CUMULATIVE FROM JULY,2014
GRAND TOTALS	186,869,089	1,441,935,612	190,530,214	1,616,801,369
LATIN AMERICA	188,788	2,034,197	197,875	2,214,560
Anguilla		308		
Antigua and Barbuda	546	2,491	323	958
Aruba		593		14,997
Bahamas	2,076	16,475	474	2,111
Barbados	912	13,049	127	6,007
British Virgin Is.		3,152		544
Cayman Islands		2,759	718	6,340
Cuba	6,051	306,662		200,577
Dominica		1,858		1,383
Dominican Republic	113,881	826,864	89,753	762,789
Grenada	2,677	12,883	5,396	11,180
Guadeloupe	42	82,532	121	4,274
Haiti	1,578	127,475	24,632	328,143
Jamaica	11,671	128,294	22,361	93,684
Martinique	3,693	14,869		45,421
Netherlands Antilles		188	4,051	4,132
Puerto Rico	20,019	162,626	13,163	186,204
St.Kitts and Nevis	336	1,675		429
St. Lucia	215	17,971		10,691
St.Vincent/Grenadine	7,982	12,842	1,088	8,764
Trinidad and Tobago	16,885	297,643	35,667	525,824
US.Virgin Islands	225	987		110
CENTRAL AMERICA	1,189,962	10,536,299	994,068	9,697,207
Belize	284	1,573	112	5,064
Costa Rica	29,104	301,888	35,116	247,246
El Salvador	3,357	235,618	21,603	139,935
Guatemala	16,535	499,060	33,050	361,660
Honduras	631	885,232	28,009	241,181
Mexico	1,017,873	7,224,594	713,196	7,602,867
Nicaragua	63,634	493,817	78,772	422,229
Panama	58,545	894,515	84,210	677,027
SOUTH AMERICA	2,161,529	17,077,066	2,416,224	20,554,330
Argentina	538,686	3,919,446	515,405	2,601,236
Bolivia	8,141	39,195		27,790
Brazil	212,446	2,797,831	519,125	4,762,929
Chile	599,762	4,320,552	553,215	5,334,300
Colombia	347,145	2,578,919	420,634	3,274,539
Ecuador	59,962	355,159	87,614	612,301
Guyana	7,729	45,066	4,283	41,406
Paraguay	53,704	534,466	39,853	686,900
Peru	244,685	1,813,080	184,207	1,942,697
Suriname		12,879		68,023
Uruguay	41,182	383,792	53,801	584,927
Venezuela,Bolivar. R	48,088	276,681	38,088	617,281
NORTH AMERICA	27,316,961	256,788,186	30,704,479	262,866,073
Bermuda		7,285	37	3,505
Canada	1,804,010	14,701,572	1,550,732	15,200,917
St.Pierre & Miquelon				1,536
U.S.America	25,512,950	242,079,330	29,153,710	247,660,115
EASTERN EUROPE	4,917,367	31,023,562	4,456,275	34,559,473
Belarus	682	29,432	11,594	35,502
Bulgaria	118,786	849,762	46,183	1,302,994
Czech Republic	267,655	2,298,655	265,390	2,384,993
Hungary	80,908	703,966	94,754	765,170
Poland	1,419,816	10,761,497	897,900	9,440,808

Contd.

10.12 Exports by Areas and Countries / Territories

(In Thousand Rupees)

TERRITORIES/COUNTRIES	FEBRUARY, 2016	CUMULATIVE FROM JULY,2015	FEBRUARY, 2015	CUMULATIVE FROM JULY,2014
Republic of Moldova		6,933	4,418	24,587
Romania	102,042	1,379,565	107,566	1,716,958
Russian Federation	2,497,938	11,970,896	2,592,811	14,047,828
Slovakia/Slovak R.	31,481	219,918	18,092	229,855
Ukraine	398,058	2,802,938	417,566	4,610,778
NORTHERN EUROPE	17,254,976	139,216,791	16,010,014	139,832,478
Denmark	1,108,945	8,567,728	821,567	6,648,131
Estonia	119,551	1,190,197	131,044	1,242,247
Finland	224,199	2,268,387	277,845	3,275,457
Iceland	2,336	11,770	1,585	5,686
Ireland	452,201	3,421,889	394,037	3,487,484
Latvia	57,992	439,029	101,211	1,640,973
Lithuania	242,328	2,255,938	246,926	2,935,653
Norway	352,418	2,965,276	359,155	3,563,131
Sweden	1,057,449	8,332,448	1,136,377	8,785,253
United Kingdom	13,637,557	109,764,128	12,540,266	108,248,462
SOUTHERN EUROPE	17,642,903	117,167,751	15,004,957	120,388,730
Albania	21,324	295,389	35,491	243,043
Andorra		364		
Bosnia & Herzegovina	428	8,448	1,707	11,777
Croatia	75,041	661,560	83,690	808,241
Fr.Yugoslav R.Macedo	387	944		1,039
Greece	734,209	3,914,771	602,438	4,940,364
Italy	6,190,388	41,853,639	5,506,356	45,573,784
Malta	2,447	324,099	28,405	407,925
Portugal	1,490,183	11,012,205	1,296,798	10,202,977
San Marino		1,005		
Slovenia	650,570	3,555,032	431,894	3,288,473
Spain	8,463,671	55,393,229	7,009,570	54,758,450
Serbia	14,255	147,065	8,609	152,656
WESTERN EUROPE	24,883,134	188,683,746	22,968,034	195,638,995
Austria	122,096	1,094,549	162,357	1,264,247
Belgium	5,056,223	40,770,746	4,998,457	41,567,289
Europien Union	5,908	7,517		
France	2,763,137	22,924,555	2,781,983	25,850,986
Germany	10,108,915	77,669,179	9,384,778	80,995,518
Luxembourg	789	11,842		3,201
Netherlands	6,724,275	45,346,878	5,517,513	45,122,623
Switzerland	101,790	858,482	122,946	835,130
EASTERN AFRICA	6,733,332	48,049,578	6,597,068	54,265,684
Burundi	107	7,731	3,215	9,469
Comoros	120,024	875,044	341,939	2,185,987
Djibouti	628,035	2,846,242	547,953	2,076,962
Eritrea		17,638		342,785
Ethiopia	11,147	41,963	16,970	69,422
Kenya	2,071,239	18,380,818	1,758,867	21,498,106
Madagascar	475,310	5,549,554	1,037,044	6,302,960
Malawi	117,036	166,379	14,548	107,528
Mauritius	164,107	1,270,815	166,395	1,734,895
Mayotte	1,364	39,829	12,915	127,027
Mozambique	1,274,994	5,870,330	1,212,682	8,743,087
Reunion	37,799	408,251	67,843	424,989
Rwanda	785	11,545		17,583
Seychelles	6,156	164,845	27,803	253,863
Somalia	170,454	1,703,813	99,286	1,168,202
Uganda	10,493	98,792	7,639	53,923
U.R.of Tanzania	1,608,655	10,146,532	1,129,743	8,277,762
Zambia	164	50,811	14,084	119,750

Contd.

10.12 Exports by Areas and Countries / Territories

(In Thousand Rupees)

TERRITORIES/COUNTRIES	FEBRUARY, 2016	CUMULATIVE FROM JULY,2015	FEBRUARY, 2015	CUMULATIVE FROM JULY,2014
Zimbabwe	35,464	398,647	138,143	751,383
MIDDLE AFRICA	486,781	4,446,800	604,350	5,570,804
Angola	76,902	1,729,689	108,251	3,066,762
Cameroon	288,606	944,909	453,743	1,883,788
Central African R.		71		
Chad		1,841		1,926
Congo, Republic of		72,931	2,191	160,470
D.R.of Congo	110,208	1,561,903	29,753	275,519
Equatorial G.(Ri.Mi)		1,340		30,668
Gabon	11,066	134,116	10,411	151,672
NORTHERN AFRICA	1,931,825	15,223,953	2,553,466	18,880,008
Algeria	158,836	1,432,412	292,737	1,883,916
Egypt(U.A.R.)	1,084,979	8,123,239	1,399,600	10,329,898
Libya	35,395	379,419	50,980	543,963
Morocco	162,907	986,911	122,484	1,018,286
Sudan		363,042	489,033	3,232,028
South Sudan	333,423	2,351,473		
Tunisia	156,284	1,587,037	198,631	1,871,917
Western Sahara(Ri.De)		420		
SOUTHERN AFRICA	1,416,603	14,049,969	2,107,704	19,478,466
Botswana	15,483	167,771	883	223,204
Lesotho	48,993	296,297	52,554	290,709
Namibia	1,122	18,177	20,077	93,043
South Africa	1,348,026	13,550,482	2,032,523	18,866,940
Swaziland	2,979	17,242	1,666	4,570
WESTERN AFRICA	3,340,857	19,616,146	3,170,722	24,713,801
Benin	240,078	4,054,129	308,876	2,729,785
Burkina Faso(Fr.Up.V)	42	797		2,554
Cape Verde	6,151	9,607		5,051
Co,te d,Ivoire(Fr.Iv)	1,528,319	4,793,314	1,122,518	5,129,199
Gambia	169,077	1,319,070	168,399	1,263,825
Ghana	384,552	964,136	17,986	1,937,573
Guinea	3,073	240,822	99,964	2,487,718
Guinea-Bissau	162,871	904,084	153,580	839,299
Liberia		81,631	60,473	203,646
Mali	625	9,065	1,591	3,594
Mauritania	78,342	359,006	281,281	2,277,057
Niger		2,552	504	2,048
Nigeria	154,318	1,870,456	143,638	3,567,003
Senegal	302,568	2,577,605	210,736	2,778,053
Sierra Leone	234,081	1,149,053	491,503	1,209,003
Togo	76,761	1,280,818	109,673	278,393
EASTERN ASIA	20,632,706	165,696,387	25,270,365	219,641,809
China	15,100,587	119,972,733	19,271,405	153,002,708
Hong Kong S.A.Re.Chi	1,451,209	12,556,460	2,252,052	19,713,957
Japan	1,648,875	12,413,216	1,469,932	12,539,269
Korea D.P.Republic		242		1,564
Korea, Republic of	2,007,679	17,578,344	1,585,693	22,714,823
Macao.China	4,389	7,991		9,593
Mongolia	479	14,332	167	10,664
O.Asia(Tai.For.Pe.Ki)	419,487	3,153,069	691,117	11,649,230
SOUTH-CENTRAL ASIA	26,067,202	192,300,898	27,121,211	221,648,282
Afghanistan	15,053,272	100,143,697	15,309,923	124,892,029
Bangladesh	5,787,735	48,243,300	5,808,302	46,648,590
India	2,072,636	20,819,927	2,953,257	27,160,642
Iran (Islamic R.)	580,995	2,379,134	259,111	1,863,443
Kazakstan	381,765	1,754,677	45,154	412,386
Kyrgyzstan/Kyrgyz R.	8,248	74,989	1,210	91,941

Contd.

10.12 Exports by Areas and Countries / Territories

(In Thousand Rupees)

TERRITORIES/COUNTRIES	FEBRUARY, 2016	CUMULATIVE FROM JULY,2015	FEBRUARY, 2015	CUMULATIVE FROM JULY,2014
Maldives	51,583	516,513	50,963	575,352
Nepal	5,392	69,949	8,244	79,198
Sri Lanka	2,076,149	17,632,263	2,536,533	18,484,917
Tajikistan	17,694	209,734	63,101	628,862
Turkmenistan	31,732	303,344	78,294	739,548
Uzbekistan		153,371	7,116	71,374
SOUTH-EASTERN ASIA	7,133,007	60,540,922	9,803,927	80,645,068
Brunei Darussalam	2,098	43,349	11,461	47,860
Cambodia Fr.Kampuche	402,770	2,139,915	325,237	2,333,423
Timor Leste	36,782	331,683		
Indonesia	743,020	9,368,154	1,310,898	10,316,370
Lao People's D.R.	7,324	78,962	5,421	66,003
Malaysia	1,410,698	10,623,081	2,107,970	14,718,795
Myanmar	91,450	826,356	101,031	1,267,120
Philippines	1,160,219	4,053,926	510,371	3,518,529
Singapore	517,929	7,458,289	2,033,136	20,674,546
Thailand	920,888	6,866,971	1,149,586	7,850,440
Viet Nam	1,839,830	18,750,235	2,248,816	19,851,982
WESTERN ASIA	21,186,868	141,417,491	18,766,669	171,985,248
Armenia	824	8,026	714	22,235
Azerbaijan	431,706	2,308,198	424,111	2,499,675
Bahrain	1,177,095	4,813,880	655,767	5,057,474
Cyprus	61,850	273,974	44,426	273,756
Georgia	60,646	374,923	87,783	545,363
Iraq	228,875	1,903,102	401,394	3,111,662
Jordan	547,411	2,699,374	488,336	3,816,417
Kuwait	1,016,704	7,219,363	791,607	6,324,530
Lebanon	316,199	1,703,940	117,338	2,125,854
Oman	1,048,483	7,089,554	1,518,240	11,956,128
Qatar	606,193	3,887,212	670,575	4,452,891
Saudi Arabia	4,526,004	29,564,836	3,418,119	30,622,454
Syrian Arab Republic	348,598	947,622	176,898	1,095,735
Turkey	1,830,345	14,949,501	2,131,347	22,765,311
United Arab Emirates	7,890,028	57,185,062	6,933,919	71,509,182
Yemen	1,095,907	6,488,925	906,095	5,806,579
AUSTRALIA AND NEW ZEALAND	2,348,515	16,383,543	1,762,333	14,007,532
Australia	2,026,230	13,767,729	1,315,696	11,143,510
New Zealand	322,285	2,615,814	446,637	2,864,023
MELANESIA	22,711	1,637,379	19,152	202,682
Fiji	18,684	108,880	14,557	145,478
New Caledonia		5,067	1,541	4,172
Papua New Guinea	3,931	1,518,288	1,046	50,241
Solomon Islands		1,853	2,008	2,318
Vanuatu	96	3,290		473
MICRONESIA	63	8,406	17	333
Guam	63	7,895	17	333
Micronesia,F.States		511		
POLYNESIA	12,998	36,543	1,306	9,806
American Samoa		1,206		
Cook Islands		35	427	444
French Polynesia	12,998	26,748	879	9,362
Samoa		137		
Tonga		5,015		
Tuvalu		3,402		

10.13 Re-Exports by Areas and Countries / Territories

(In Thousand Rupees)

TERRITORIES/COUNTRIES	FEBRUARY, 2016	CUMULATIVE FROM JULY,2015	FEBRUARY, 2015	CUMULATIVE FROM JULY,2014
GRAND TOTALS	1,852,066	12,301,407	2,308,851	13,331,425
LATIN AMERICA				29
Barbados				10
US.Virgin Islands				20
CENTRAL AMERICA		2,750	20,428	35,722
Mexico		2,750		15,293
Panama			20,428	20,428
SOUTH AMERICA	1,985	16,433	1,970	6,315
Argentina				411
Bolivia		2,211		2,759
Brazil		101	1,208	2,073
Colombia		436		215
Ecuador		1,058		95
Peru	1,985	8,729		
Venezuela,Bolivar. R		3,898	762	762
NORTH AMERICA	41,269	631,715	45,347	894,455
Canada	1,239	102,934	1,810	29,402
U.S.America	40,030	528,781	43,536	865,053
EASTERN EUROPE	553	269,829	3,282	33,502
Bulgaria		10,266		
Czech Republic		2	1	13,289
Hungary		245,114		
Poland		5,782	487	12,359
Romania		376		10
Russian Federation	53	1,725	2,168	3,195
Slovakia/Slovak R.		1,390		151
Ukraine	500	5,174	625	4,497
NORTHERN EUROPE	123,865	809,929	26,982	951,222
Denmark	717	34,931		11,051
Finland		4,844		12,889
Iceland				20
Ireland		33,594		111
Latvia				2,920
Lithuania	1,958	8,483	449	3,086
Norway		12,560		69,108
Sweden	110	10,973	7,147	255,033
United Kingdom	121,080	704,544	19,386	597,003
SOUTHERN EUROPE	54,870	297,653	14,029	719,495
Croatia				224
Greece	923	8,781	30	30
Italy	53,948	282,738	13,999	713,461
Slovenia				7
Spain		6,134		5,773
WESTERN EUROPE	679,467	2,322,587	1,052,160	2,980,895
Austria	408	18,324	14,088	14,327
Belgium	5,508	22,599	2,653	164,553
France	9,961	434,918	20,084	125,590
Germany	577,844	1,351,704	545,306	1,387,991
Luxembourg		3,775	10	1,014
Netherlands	82,835	396,042	468,303	1,136,386
Switzerland	2,911	95,225	1,717	151,034
EASTERN AFRICA				992
Kenya				992
MIDDLE AFRICA		172	1,524	2,244
Angola				721
Cameroon		172		

Contd.

10.13 Re-Exports by Areas and Countries / Territories

(In Thousand Rupees)

TERRITORIES/COUNTRIES	FEBRUARY, 2016	CUMULATIVE FROM JULY,2015	FEBRUARY, 2015	CUMULATIVE FROM JULY,2014
Gabon			1,524	1,524
NORTHERN AFRICA	1,598	55,458	47,488	61,887
Algeria		745		
Egypt(U.A.R.)	104	9,246	47,208	60,057
Libya				1,382
Morocco		316		
Tunisia	1,494	45,151	279	448
SOUTHERN AFRICA	1,437	32,738	8,350	25,745
South Africa	1,437	32,676	8,350	25,730
Swaziland		61		15
WESTERN AFRICA		1,516		4,704
Co,te d,Ivoire(Fr.Iv)				91
Ghana		775		
Guinea		434		106
Liberia				302
Nigeria		307		4,088
Senegal				118
EASTERN ASIA	290,031	2,272,243	122,150	1,494,312
China	123,532	726,672	35,139	803,106
Hong Kong S.A.Re.Chi	60,444	561,888	24,877	302,015
Japan	69,490	378,476	60,510	254,610
Korea D.P.Republic		300		
Korea, Republic of	36,038	572,195	1,454	130,421
O.Asia(Tai.For.Pe.Ki)	527	32,713	170	4,160
SOUTH-CENTRAL ASIA	32,107	249,313	56,985	134,377
Afghanistan	9,630	115,322	7,774	12,536
Bangladesh		9		10,963
India	4,831	73,347	18,010	51,551
Iran (Islamic R.)	8,443	30,736		10,661
Kazakstan			502	599
Sri Lanka	9,203	29,899	30,698	48,067
SOUTH-EASTERN ASIA	39,620	2,237,762	90,698	1,350,025
Indonesia	3,880	80,817		1,362
Malaysia	12,932	666,937	20,152	155,860
Myanmar		985		
Philippines	170	24,712	3,244	12,823
Singapore	16,843	1,440,846	64,467	1,024,347
Thailand	5,795	6,738	2,835	155,631
Viet Nam		16,726		1
WESTERN ASIA	585,264	3,091,358	814,187	4,607,856
Azerbaijan		91,953		12,019
Bahrain	842	28,526	66	16,284
Cyprus		17		
Iraq	269	2,107		2,777
Jordan			1,372	94,564
Kuwait		12,985	77,475	281,750
Oman		155,712		7,962
Qatar	166,354	320,550	1,604	111,086
Saudi Arabia	229,602	484,891	7,714	1,065,124
Turkey		53,475	71,131	255,407
United Arab Emirates	176,153	1,929,096	645,611	2,728,193
Yemen	12,045	12,045	9,214	32,688
AUSTRALIA AND NEW ZEALAND		9,952	3,271	27,648
Australia		5,229	3,271	27,553
New Zealand		4,723		94

10.14 Imports by Areas and Countries / Territories

(In Thousand Rupees)

TERRITORIES/COUNTRIES	FEBRUARY, 2016	CUMULATIVE FROM JULY,2015	FEBRUARY, 2015	CUMULATIVE FROM JULY,2014
GRAND TOTALS	343,205,743	3,006,699,372	334,335,321	3,083,029,551
LATIN AMERICA	2,339,982	3,338,577	44,291	430,521
Anguilla		32	21	874
Antigua and Barbuda		2,202		
Aruba		1,620		
Bahamas		318,505	1,298	7,076
Barbados	251	6,159	981	4,019
British Virgin Is.		1,795		6,257
Cayman Islands		5,730	41	51
Cuba	1,420	6,724	1,528	3,584
Dominica	1,521	15,502		1,279
Dominican Republic	6,333	43,234	10,014	33,080
Grenada		1,707	651	651
Haiti	981	3,484	34	6,116
Jamaica	9,494	66,636	105	30,691
Martinique		1,372		
Montserrat		1,190	132	1,028
Netherlands Antilles		3,415	422	48,847
Puerto Rico	28,551	253,177	17,921	204,181
St.Kitts and Nevis	69	736	731	944
Saint Martin(Dutch p		1,604		
Trinidad and Tobago	2,291,361	2,578,024	10,415	78,342
Turks & Caicos Is.		6,029		309
US.Virgin Islands		19,700		3,192
CENTRAL AMERICA	344,236	4,273,157	709,180	3,581,292
Belize	10,393	73,334	164,469	274,740
Costa Rica	13,921	55,887	13,019	55,099
El Salvador		6,120		54,043
French West Indies		2,930	22	1,267
Guatemala	126,169	728,639	83,924	378,504
Honduras	1,581	29,837	362	21,326
Mexico	185,192	3,346,385	447,383	2,788,043
Nicaragua	32	3,242		5,980
Panama	6,946	26,781		2,290
SOUTH AMERICA	5,546,500	63,172,097	1,442,335	40,788,676
Argentina	2,418,026	38,963,275	257,202	22,725,490
Bolivia	8,945	17,447	9	11,316
Bouvet Island		875		1,745
Brazil	2,787,718	21,438,048	1,057,435	13,318,722
Chile	211,506	1,644,675	59,337	2,976,662
Colombia	18,127	143,540	13,462	863,700
Ecuador	117	16,922		17,197
Falkland Is.Malvinas		1		
French Guiana				7,253
Guyana	2,086	7,861		7,480
Paraguay	70,315	597,626		163,215
Peru	11,747	160,749	41,854	461,394
S.Georgia S.Sandw.Is		432	4,063	4,063
Suriname			3,032	4,579
Uruguay	17,914	169,745	5,551	220,222
Venezuela,Bolivar. R		10,903	390	5,639
NORTH AMERICA	20,054,504	162,281,837	14,989,659	140,286,350
Bermuda		2,246		
Canada	6,845,971	39,206,716	3,093,997	26,628,583
Greenland		1,376		26,828
U.S.America	13,208,533	123,071,499	11,895,663	113,630,939
EASTERN EUROPE	3,485,795	39,107,672	4,280,180	87,901,017
Belarus	118,246	1,610,459	301,600	3,067,480
Bulgaria	97,066	691,848	84,756	798,563
Czech Republic	217,160	1,806,283	826,160	3,767,114
Hungary	326,909	2,511,619	248,179	1,686,610
Poland	939,064	5,920,692	673,596	5,496,687

Contd.

10.14 Imports by Areas and Countries / Territories

(In Thousand Rupees)

TERRITORIES/COUNTRIES	FEBRUARY, 2016	CUMULATIVE FROM JULY,2015	FEBRUARY, 2015	CUMULATIVE FROM JULY,2014
Republic of Moldova	35,439	215,837	50,140	997,600
Romania	150,652	2,064,233	244,403	17,765,159
Russian Federation	1,127,855	12,318,568	1,015,271	15,599,601
Slovakia/Slovak R.	190,875	1,750,569	184,283	1,330,930
Ukraine	282,528	10,217,564	651,792	37,391,273
NORTHERN EUROPE	8,646,595	81,372,584	6,987,588	84,519,106
Denmark	606,601	9,223,501	581,905	16,840,755
Estonia	17,715	266,857	9,929	125,837
Faeroe Islands		1,702	2,708	3,154
Finland	306,272	3,391,496	327,432	5,033,585
Iceland	1,568	121,976	8,752	15,564
Ireland	1,419,294	10,844,028	375,963	3,942,650
Latvia	171,318	3,472,108	140,905	1,649,376
Lithuania	37,971	493,269	34,060	505,735
Norway	81,250	604,232	57,797	858,060
Svalbard/Jan May.Is.		1,085		414
Sweden	1,534,078	12,434,275	1,372,536	17,052,635
United Kingdom	4,470,528	40,518,053	4,075,602	38,491,341
SOUTHERN EUROPE	6,222,593	56,578,716	4,879,012	42,454,390
Albania	16	3,668		2,386
Bosnia & Herzegovina		6,284	658	6,422
Croatia	3,796	64,280	455	9,553
Fr.Yugoslav R.Macedo	417	430		95
Gibraltar		975	248	3,859
Greece	33,554	779,817	17,309	497,308
Italy	4,354,586	33,023,211	3,442,380	28,179,715
Malta	10,447	47,487		3,446
Portugal	205,082	1,705,618	67,340	642,335
San Marino	4,534	24,729		29,609
Slovenia	28,514	215,694	5,992	216,138
Spain	1,580,591	18,687,142	937,815	9,557,913
Serbia	1,056	2,019,380	406,814	3,305,611
WESTERN EUROPE	28,338,442	213,784,096	19,867,654	180,157,112
Austria	4,407,862	12,597,611	942,015	8,119,112
Belgium	2,115,431	19,448,998	1,477,284	13,867,639
Europien Union	5,053,007	43,048,197	2,819,671	31,047,856
France	3,337,493	26,485,154	2,560,644	25,582,735
Germany	6,725,632	65,810,319	7,315,410	63,145,189
Liechtenstein		17	35	2,163
Luxembourg	26,014	705,980	203,211	618,688
Monaco			2	597
Netherlands	4,655,759	29,536,265	2,696,352	20,400,169
Switzerland	2,017,245	16,151,554	1,853,031	17,372,963
EASTERN AFRICA	4,432,496	45,810,643	3,912,239	30,955,164
B.Indian Ocean Terr.		245		234
Burundi	177,588	1,275,035	65,971	775,665
Comoros	2,124	97,776	7,174	80,190
Djibouti	6,112	31,932	18,982	90,267
Eritrea		2,063		3,606
Ethiopia	420,305	3,063,686	485,653	2,418,203
Kenya	3,008,144	28,984,746	2,039,893	18,921,169
Madagascar	57,654	431,666	6,768	403,324
Malawi	8	11,054	2,724	202,966
Mauritius	11,106	2,925,937	22,767	660,818
Mayotte		17		5,241
Mozambique	10,512	56,081	11,961	120,379
Reunion	15,487	73,758		3,792
Rwanda	276,040	2,507,345	239,098	1,379,573
Seychelles		20,354		8,050
Somalia	32,124	232,516	308,434	793,981
Uganda	66,079	620,818	44,591	513,362
U.R.of Tanzania	147,634	1,840,091	83,107	1,416,528
Zambia	193,997	3,546,694	571,357	3,035,674

Contd.

10.14 Imports by Areas and Countries / Territories

(In Thousand Rupees)

TERRITORIES/COUNTRIES	FEBRUARY, 2016	CUMULATIVE FROM JULY,2015	FEBRUARY, 2015	CUMULATIVE FROM JULY,2014
Zimbabwe	7,583	88,829	3,758	122,142
MIDDLE AFRICA	32,610	550,269	27,221	273,084
Angola		37,956		33,112
Cameroon	16,276	158,037	9,121	77,935
Central African R.				72
Chad	8,741	78,860	263	37,847
Congo, Republic of	4,473	94,997	13,438	87,069
D.R.of Congo		115,497		2,330
Equatorial G.(Ri.Mi)		1		515
Gabon	3,121	55,510	4,399	34,173
Sao Tome & Principe		9,409		31
NORTHERN AFRICA	3,213,008	35,607,735	3,679,371	31,958,340
Algeria		20,913	1,184	38,846
Egypt(U.A.R.)	444,776	10,245,072	840,785	11,133,036
Libya	84,932	581,155	53,718	237,217
Morocco	2,608,979	23,910,089	2,728,796	19,923,614
Sudan		38,264	4,684	63,347
South Sudan		306,472		
Tunisia	74,321	505,769	50,203	562,163
Western Sahara(Ri.De)				117
SOUTHERN AFRICA	4,025,140	33,186,106	2,982,536	31,660,673
Botswana	1,368	6,694	1,775	2,278
Canary Islands			9,608	18,886
French Southern Terr				1,412
Namibia	40,704	52,026	91	7,132
South Africa	3,916,560	32,441,159	2,922,425	31,185,682
Swaziland	66,509	686,227	48,638	445,283
WESTERN AFRICA	70,879	4,931,611	203,922	4,258,844
Benin		404,456		10,637
Burkina Faso(Fr.Up.V)		402,628		58,902
Cape Verde				3,588
Co,te d,Ivoire(Fr.Iv)	550	301,118	51,391	139,640
Gambia	5,837	39,944	23,150	104,678
Ghana	38,032	191,035	22,588	345,089
Guinea		11,755	7,477	63,008
Liberia		292,919		2,104
Mali		16,376		1,218
Mauritania		15,410	20,372	1,249,532
Nigeria	4,524	2,819,474	360	1,506,195
Senegal	7,838	144,407	36,243	343,090
Sierra Leone	262	15,152	6,498	27,030
St. Helena		5,281		13
Togo	13,836	271,655	35,844	404,121
EASTERN ASIA	124,446,187	1,018,788,982	115,121,621	890,295,017
China	100,387,572	813,312,867	95,791,563	703,651,152
Hong Kong S.A.Re.Chi	607,777	4,962,678	466,809	6,231,180
Japan	13,112,231	120,146,182	10,945,991	109,896,076
Korea D.P.Republic	152,429	3,092,672	227,689	2,498,832
Korea, Republic of	6,276,285	49,651,296	4,956,925	43,265,568
Macao.China	165	4,880		6,432
Mongolia		1,079	1,100	4,301
O.Asia(Tai.For.Pe.Ki)	3,909,728	27,617,329	2,731,544	24,741,475
SOUTH-CENTRAL ASIA	25,097,455	183,628,964	20,006,282	165,209,117
Afghanistan	3,057,305	33,477,483	1,826,828	23,562,341
Bangladesh	602,107	3,838,977	667,577	4,290,920
Bhutan		827		736
India	17,147,113	122,047,344	14,453,911	117,919,896
Iran (Islamic R.)	2,951,840	16,764,278	2,523,395	14,343,546
Kazakstan	15,747	104,734	31,818	432,761
Kyrgyzstan/Kyrgyz R.	70	4,435		10,266
Maldives	57	2,349		349
Nepal	12,315	31,795	2,008	59,891
Sri Lanka	482,036	5,379,375	454,892	3,769,403

Contd.

10.14 Imports by Areas and Countries / Territories

(In Thousand Rupees)

TERRITORIES/COUNTRIES	FEBRUARY, 2016	CUMULATIVE FROM JULY,2015	FEBRUARY, 2015	CUMULATIVE FROM JULY,2014
Tajikistan	558,412	623,013		2,370
Turkmenistan	260,196	1,344,099	12,403	730,447
Uzbekistan	10,256	10,256	33,450	86,191
SOUTH-EASTERN ASIA	37,180,660	321,960,062	39,330,197	327,731,799
Brunei Darussalam		111		
Cambodia Fr.Kampuche	13,695	58,350	4,544	23,992
Timor Leste		16		
Indonesia	16,354,732	141,515,434	15,871,048	139,584,079
Lao People's D.R.		2,489	5,781	6,301
Malaysia	8,345,553	62,624,007	6,336,922	61,854,338
Myanmar	169,923	422,571	71,720	376,077
Philippines	269,499	2,469,509	299,255	3,108,739
Singapore	3,592,768	42,180,641	9,800,500	60,897,836
Thailand	6,521,053	54,340,702	5,438,041	50,759,680
Viet Nam	1,913,437	18,346,232	1,502,387	11,120,758
WESTERN ASIA	63,255,941	692,049,111	90,964,944	993,838,291
Armenia		5,260	2	3,207
Azerbaijan		1,481		9,596
Bahrain	1,151,018	3,456,676	138,984	3,533,589
Cyprus	1,599	159,132	5,240	98,508
Georgia		4,800		17,046
Iraq	63,471	888,334	134,865	916,622
Jordan	204,338	1,295,357	190,384	1,993,108
Kuwait	8,947,164	92,188,620	13,630,414	183,642,329
Lebanon	16,479	179,211	15,342	300,837
Oman	1,791,969	20,782,790	9,611,524	75,350,500
Qatar	1,470,936	16,734,562	1,269,003	12,014,545
Saudi Arabia	12,324,885	171,992,380	20,774,921	236,818,276
Syrian Arab Republic	1,062	154,596	2,510	67,189
Turkey	1,762,467	15,273,622	1,665,598	12,873,322
United Arab Emirates	35,520,553	368,633,148	43,494,288	465,462,194
Yemen		299,142	31,870	737,423
AUSTRALIA AND NEW ZEALAND	6,469,462	46,199,648	4,906,234	26,690,152
Australia	5,233,872	42,318,347	4,545,816	23,034,651
Christmas Islands	7,726	11,602	2	12,703
Cocos (Keeling) Is.	41	474		1,601
Heard/Mac Donald Is.	23	313		751
New Zealand	1,227,715	3,852,930	356,219	3,619,102
Norfolk Island		15,011	4,197	18,319
US.Minor Outlying Is	85	971		3,024
MELANESIA	3,146	40,912		6,176
Fiji		22,781		
New Caledonia		113		6,051
Papua New Guinea	3,102	14,640		41
Solomon Islands		1,996		63
Vanuatu	44	1,382		21
MICRONESIA	111	1,470	364	1,469
Kiribati	111	1,375	311	1,411
Marshall Islands		1		
Micronesia,F.States		90		
Northern Mariana Is.			53	53
Palau(Fr.pacific Is)		4		5
POLYNESIA		35,123	488	32,961
American Samoa		32,292	418	25,058
Cook Islands		2		
French Polynesia		1	70	2,339
Johnston Island		79		4,945
Pitcairn		899		188
Samoa				18
Tokelau		1,607		11
Tonga		227		
Tuvalu				349
Wallis & Futuna Is.		16		52

10.15 Re-Imports by Areas and Countries / Territories

(In Thousand Rupees)

TERRITORIES/COUNTRIES	FEBRUARY, 2016	CUMULATIVE FROM JULY,2015	FEBRUARY, 2015	CUMULATIVE FROM JULY,2014
GRAND TOTALS	1,572,044	13,818,827	1,854,137	14,759,250
LATIN AMERICA	999	999		5,666
British Virgin Is.				5,584
Dominican Republic				82
Jamaica	999	999		
CENTRAL AMERICA	2,119	2,347	4,593	36,868
Belize				3,539
Guatemala	2,119	2,119	4,593	32,591
Mexico		228		739
SOUTH AMERICA	1,907	23,850		21,130
Argentina	1,907	1,907		227
Brazil		20,459		19,720
Peru		1,484		
Uruguay				1,183
NORTH AMERICA	612,172	5,254,705	392,223	4,514,766
Canada	86,353	823,692	73,374	923,542
U.S.America	525,819	4,431,013	318,849	3,591,223
EASTERN EUROPE	1,014	51,988	6,974	81,528
Bulgaria		2,886		
Czech Republic		2,871		
Hungary				205
Poland	1,014	40,709	5,746	63,823
Romania		273	1,228	1,707
Russian Federation		5,250		9,544
Ukraine				6,248
NORTHERN EUROPE	38,944	564,799	37,752	479,033
Denmark	3,828	14,401	1,937	28,602
Finland		359		3,642
Ireland	4,586	17,384		7,921
Norway		6,068		12,802
Svalbard/Jan May.Is.	3,017	10,614		1,585
Sweden	8,582	121,995	13,734	123,296
United Kingdom	18,931	393,978	22,081	301,186
SOUTHERN EUROPE	15,435	273,736	12,637	399,273
Croatia		527		
Greece	350	1,007		1,357
Italy	11,870	239,540	8,738	355,458
Portugal		618		
Spain	3,215	32,043	3,899	42,458
WESTERN EUROPE	28,700	496,025	59,100	583,071
Austria	127	127		2,969
Belgium	2,990	37,949	1,628	40,822
France	92	74,823	5,010	104,769
Germany	14,047	259,224	50,983	353,950
Netherlands	11,233	121,066	421	44,339
Switzerland	211	2,835	1,058	36,222
EASTERN AFRICA	6,321	22,501	8,110	80,662
Ethiopia			8,110	72,625
Kenya		1,462		
Madagascar	6,321	6,321		7,060
Uganda				977

Contd.

10.15 Re-Imports by Areas and Countries / Territories

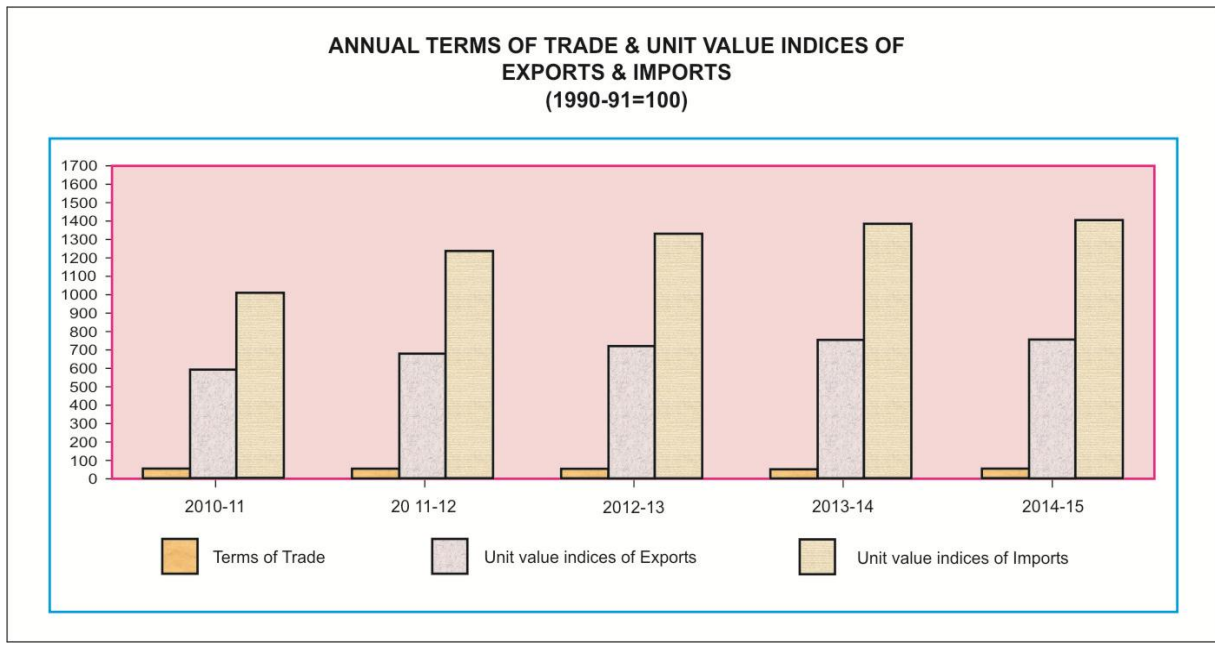
(In Thousand Rupees)

TERRITORIES/COUNTRIES	FEBRUARY, 2016	CUMULATIVE FROM JULY,2015	FEBRUARY, 2015	CUMULATIVE FROM JULY,2014
U.R.of Tanzania		14,719		
NORTHERN AFRICA		6,464		10,997
Algeria				2,160
Egypt(U.A.R.)		334		
Morocco		3,622		6,946
Tunisia		2,508		1,891
SOUTHERN AFRICA	6,340	67,196		7,569
South Africa	5,587	41,914		2,645
Swaziland	752	25,282		4,924
EASTERN ASIA	411,685	3,867,248	725,517	4,761,625
China	206,527	2,090,010	412,787	2,430,149
Hong Kong S.A.Re.Chi	15,966	248,771	54,885	224,784
Japan	88,625	891,128	209,314	1,319,179
Korea D.P.Republic				58,644
Korea, Republic of	55,754	251,075	15,298	259,254
O.Asia(Tai.For.Pe.Ki	44,815	386,264	33,233	469,616
SOUTH-CENTRAL ASIA	122,940	798,145	110,753	935,680
Afghanistan				811
Bangladesh	6,214	48,212	844	44,355
India	114,997	681,089	92,117	700,790
Iran (Islamic R.)		5,399	1,457	11,361
Sri Lanka	1,729	63,444	16,334	178,362
SOUTH-EASTERN ASIA	137,320	1,033,744	97,081	1,260,411
Brunei Darussalam				268
Cambodia Fr.Kampuche		6,531		
Indonesia	71,405	516,621	57,682	861,773
Malaysia	21,016	171,479	22,673	164,959
Myanmar		29		
Philippines				334
Singapore	4,570	71,685	13,108	107,688
Thailand	33,470	236,405	381	101,374
Viet Nam	6,859	30,993	3,237	24,016
WESTERN ASIA	148,620	923,916	341,350	1,236,467
Bahrain		28,869	4,600	8,559
Cyprus		330		
Kuwait		614		225
Oman	233	2,699	790	4,860
Qatar		402		
Saudi Arabia	11,315	141,229	19,276	205,238
Syrian Arab Republic		47,202		2,354
Turkey	22,874	109,514	28,063	98,078
United Arab Emirates	114,198	593,057	288,622	917,152
AUSTRALIA AND NEW ZEALAND	37,528	424,251	58,048	344,505
Australia	37,528	424,251	58,048	344,156
US.Minor Outlying Is				350
MICRONESIA		6,913		
Northern Mariana Is.		6,913		

10.16 Annual and Quarterly Terms of Trade and Unit Value Indices of Exports and Imports (1990-91=100)

Year/ Quarter	Terms of Trade	Unit Value Indices of Exports	Unit Value Indices of Imports
2010-11	58.55	593.19	1013.10
2011-12	55.08	679.44	1233.49
2012-13	53.81	715.45	1329.56
2013-14	54.27	752.86	1387.15
2014-15	55.05	759.21	1404.72
2010-11 Jul-Sep	59.91	552.97	923.01
Oct-Dec	60.25	584.51	970.12
Jan-Mar	57.34	596.46	1040.23
Apr-Jun	57.08	638.81	1119.05
2011-12 Jul-Sep	56.28	653.84	1161.73
Oct-Dec	54.96	673.48	1225.37
Jan-Mar	54.95	680.39	1238.16
Apr-Jun	54.26	710.06	1308.71
2012-13 Jul-Sep	53.94	684.66	1269.28
Oct-Dec	53.43	709.08	1327.23
Jan-Mar	53.91	728.42	1351.28
Apr-Jun	53.97	739.63	1370.44
2013-14 Jul-Sep	54.54	745.76	1367.33
Oct-Dec	54.61	745.57	1365.33
Jan-Mar	54.80	771.50	1407.91
Apr-Jun	53.17	748.62	1408.02
2014-15 Jul-Sep	52.24	753.27	1441.98
Oct-Dec	54.41	762.69	1401.74
Jan-Mar	55.87	769.06	1376.64
Apr-Jun	53.76	751.81	1398.50
2015-16 Jul-Sep	53.67	712.89	1328.20
Oct-Dec *	56.66	701.89	1238.67

* Provisional



10.17 Index Numbers of Unit Values of Exports by Groups (1990-91=100)

Year /Quarter	All groups	Food and Live animals	Beverages & Tobacco	Crude materials inedible except fuels	Mineral fuels & Lubricants	Chemicals	Manufactured goods	Machinery & Transport equipment	Misc. Manufactured articles
2010-11	593.19	747.72	804.61	647.55	1333.56	620.91	559.56	1286.13	558.25
2011-12	679.44	800.09	935.29	848.74	1500.63	739.66	641.15	1517.96	650.31
2012-13	715.45	884.48	1052.54	958.74	1615.08	876.11	689.62	1603.48	657.15
2013-14	752.86	954.07	1127.89	1009.57	1682.81	939.50	698.49	1650.17	700.75
2014-15	759.21	1057.47	1148.80	999.87	1713.20	935.18	667.05	1789.37	728.76
2010-11 Jul-Sep	552.97	711.81	719.61	634.81	1330.51	571.93	504.00	1168.32	533.66
Oct-Dec	584.51	751.75	790.66	636.36	1351.72	592.57	548.28	1263.12	543.21
Jan-Mar	596.46	755.41	850.66	639.27	1297.10	651.58	575.38	1317.01	545.45
Apr-Jun	638.81	771.90	857.51	679.75	1354.90	667.54	610.58	1396.06	610.67
2011-12 Jul-Sep	653.84	803.38	897.76	758.78	1429.38	678.24	617.90	1431.44	635.65
Oct-Dec	673.48	780.21	923.77	818.80	1492.20	714.47	645.22	1523.11	645.05
Jan-Mar	680.39	787.46	953.20	904.77	1528.82	766.15	648.83	1549.50	652.21
Apr-Jun	710.06	829.32	966.43	912.66	1552.12	799.77	652.65	1567.78	668.31
2012-13 Jul-Sep	684.66	867.43	999.22	924.18	1562.79	809.02	656.98	1584.13	636.74
Oct-Dec	709.08	869.95	1036.60	944.56	1653.04	851.48	685.86	1590.79	658.79
Jan-Mar	728.42	899.09	1086.12	982.32	1620.06	921.14	705.07	1618.96	666.01
Apr-Jun	739.63	901.46	1088.20	983.88	1624.41	922.80	710.57	1620.03	667.06
2013-14 Jul-Sep	745.46	919.57	1098.87	1017.68	1634.63	934.11	713.43	1624.52	674.82
Oct-Dec	745.57	952.49	1154.15	1023.78	1640.93	928.01	698.36	1631.05	723.57
Jan-Mar	771.50	970.48	1164.01	1042.41	1659.59	941.60	719.23	1664.20	729.32
Apr-Jun	748.62	973.74	1094.54	954.39	1796.09	954.26	659.51	1680.90	675.29
2014-15 Jul-Sep	753.27	1027.99	1123.85	988.05	1853.14	929.85	676.38	1722.41	692.43
Oct-Dec	762.69	1071.97	1171.54	1000.56	1862.62	935.86	677.14	1781.57	740.31
Jan-Mar	769.06	1075.01	1148.08	1030.34	1732.30	946.52	679.02	1787.10	728.26
Apr-Jun	751.81	1054.91	1151.73	980.52	1404.75	928.49	635.66	1866.41	754.05
2015-16 * Jul-Sep	712.89	973.60	1144.34	964.35	1423.80	994.53	628.77	1955.09	730.30
Oct-Dec *	701.89	935.34	1176.96	908.48	1022.94	995.70	601.06	1858.72	782.09

* Provisional

10.18 Index Numbers of Unit Values of Imports by Groups (1990-91=100)

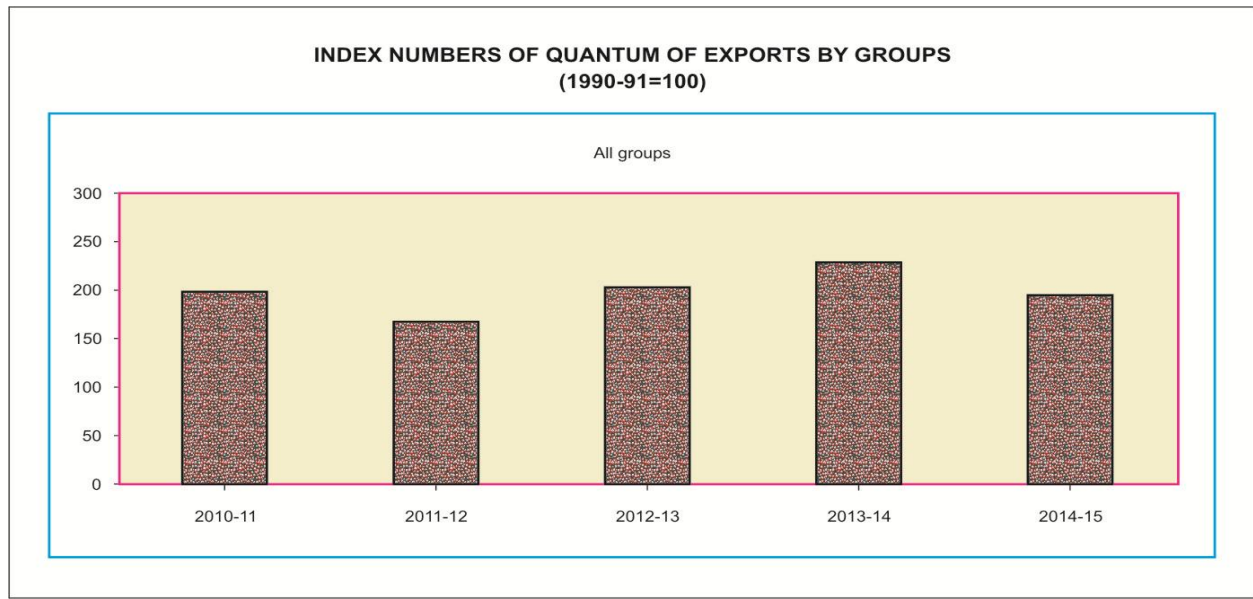
Year/Quarter	All groups	Food and Live animals	Beverages & Tobacco	Crude materials inedible except fuels	Mineral fuels & Lubricants	Animal or Veg. oils & Fats	Chemicals	Manufactured goods	Machinery & Transport equipment	Misc. manufactured articles
2010-11	1013.10	743.82	1060.35	803.59	1255.86	1005.72	796.89	747.32	1183.62	1174.99
2011-12	1233.49	791.79	1230.10	881.00	1651.93	1240.29	897.56	823.33	1407.29	1274.46
2012-13	1329.56	802.28	1339.47	995.65	1720.77	1103.29	994.50	887.02	1738.91	1342.66
2013-14	1387.15	838.74	1446.20	1046.35	1757.91	1054.13	1098.60	899.66	1866.32	1458.63
2014-15	1404.72	891.28	1620.65	1048.08	1550.37	1037.83	1256.50	1026.39	1985.27	1854.42
2010-11 Jul-Sep	923.01	695.80	897.28	759.48	1085.96	867.68	770.08	675.64	1113.89	1097.68
Oct-Dec	970.12	727.87	1026.20	771.05	1128.38	956.15	773.31	727.65	1171.21	1170.63
Jan-Mar	1040.23	792.24	1104.22	841.89	1290.04	1085.82	814.67	791.58	1173.28	1197.23
Apr-Jun	1119.05	759.37	1123.70	841.94	1519.07	1113.24	829.51	794.40	1276.10	1234.40
2011-12 Jul-Sep	1161.73	780.37	1174.28	886.35	1546.57	1209.58	836.74	807.84	1297.42	1248.30
Oct-Dec	1225.37	786.64	1201.86	889.48	1674.49	1185.85	907.70	818.38	1350.77	1264.77
Jan-Mar	1238.16	819.33	1254.74	846.69	1651.53	1277.05	922.54	830.85	1386.86	1282.00
Apr-Jun	1308.71	780.82	1289.52	901.49	1735.14	1288.69	923.26	836.23	1594.10	1302.76
2012-13 Jul-Sep	1269.28	791.42	1310.88	925.57	1623.49	1189.26	939.61	875.46	1610.53	1323.94
Oct-Dec	1327.23	794.08	1328.36	995.64	1764.03	1111.45	1009.58	881.11	1680.20	1327.27
Jan-Mar	1351.28	800.25	1350.09	1017.46	1761.13	1048.35	989.23	877.44	1804.52	1345.00
Apr-Jun	1370.44	823.38	1368.54	1043.92	1734.43	1064.11	1039.59	914.05	1860.39	1374.43
2013-14 Jul-Sep	1367.33	839.00	1390.72	1064.30	1688.69	1075.42	1064.27	859.80	1865.31	1381.34
Oct-Dec	1365.33	840.48	1425.20	1052.01	1711.56	1054.23	1083.40	873.38	1875.71	1391.17
Jan-Mar	1407.91	849.44	1463.98	1072.34	1784.71	1061.03	1104.26	930.61	1937.80	1487.18
Apr-Jun	1408.02	826.03	1504.91	996.75	1846.69	1025.83	1142.45	934.85	1786.47	1574.82
2014-15 Jul-Sep	1441.98	882.91	1551.52	1050.88	1810.84	1040.06	1218.48	993.38	1889.96	1701.41
Oct-Dec	1401.74	893.21	1590.81	1065.79	1530.17	1056.54	1254.97	1030.45	1969.44	1807.08
Jan-Mar	1376.64	895.47	1651.30	1039.03	1443.70	1006.23	1256.20	1044.23	1995.28	1892.80
Apr-Jun	1398.50	893.54	1688.98	1036.61	1416.75	1048.50	1296.34	1037.49	2086.41	2016.39
2015-16 Jul-Sep	1328.20	819.90	1670.50	994.97	1377.68	1032.17	1175.87	905.12	1926.97	2242.88
Oct-Dec*	1238.67	824.90	1691.32	1109.19	1049.07	1028.06	1141.86	929.56	1882.96	2372.44

* Provisional

10.19 Index Numbers of Quantum of Exports by Groups (1990-91=100)

Year/Quarter	All groups	Food and Live animals	Beverages & Tobacco	Crude materials inedible except fuels	Mineral fuels & Lubricants	Chemicals	Manufactured goods	Machinery & Transport equipment	Misc. manufactured articles
2010-11	198.41	286.92	314.18	199.10	333.36	1033.09	180.52	2806.15	198.34
2011-12	167.36	264.12	367.35	282.00	410.62	1301.40	157.00	2077.59	164.87
2012-13	202.86	242.21	238.64	343.79	37.89	992.45	191.87	2014.32	181.50
2013-14	229.80	280.96	175.45	447.47	409.09	1010.41	189.96	2056.66	226.38
2014-15	195.45	224.40	100.30	264.75	176.22	973.58	181.68	3964.39	201.19
2010-11 Jul-Sep	171.90	234.32	274.00	48.34	310.57	1052.36	168.17	2713.18	190.87
Oct-Dec	190.23	257.32	182.25	105.16	394.62	1244.86	181.35	2986.54	196.39
Jan-Mar	208.47	300.04	354.70	324.40	309.57	882.63	181.02	3404.45	203.65
Apr-Jun	223.05	356.00	445.76	318.50	318.66	952.51	191.55	2120.43	202.43
2011-12 Jul-Sep	123.61	226.97	338.73	258.06	397.91	1195.14	153.61	1693.48	168.03
Oct-Dec	169.87	245.98	350.96	342.16	405.61	1260.20	146.42	1741.42	145.37
Jan-Mar	181.51	273.36	342.68	403.10	392.32	1443.70	151.76	2986.15	158.70
Apr-Jun	194.44	310.16	437.04	124.69	446.65	1306.54	176.19	1889.30	187.37
2012-13 Jul-Sep	182.10	193.42	203.51	300.83	29.33	962.68	175.53	2240.25	165.88
Oct-Dec	201.62	219.24	268.01	357.97	6.46	948.78	196.72	2835.50	174.64
Jan-Mar	208.98	289.31	307.37	350.05	53.72	840.47	192.71	1390.01	179.90
Apr-Jun	218.73	266.88	175.65	366.29	62.03	1217.85	202.51	1591.51	205.57
2013-14 Jul-Sep	242.65	254.75	215.28	392.89	1298.61	1052.88	213.28	1226.96	241.61
Oct-Dec	220.69	279.96	59.50	463.12	4.22	691.05	190.14	911.18	229.81
Jan-Mar	218.37	336.65	69.11	350.89	247.03	1153.88	186.44	4061.10	208.14
Apr-Jun	237.48	252.47	357.92	582.97	86.50	1143.82	170.28	2027.38	225.97
2014-15 Jul-Sep	201.64	189.93	90.87	389.05	361.14	952.31	183.05	4343.64	202.72
Oct-Dec	205.65	266.45	51.38	333.54	123.62	1240.35	187.56	3283.23	194.18
Jan-Mar	197.74	235.44	74.56	246.63	85.83	790.96	183.40	3932.27	205.36
Apr-Jun	176.75	205.76	184.39	89.77	134.28	910.69	172.69	4298.43	202.50
2014-15 Jul-Sep	187.10	183.52	68.33	285.36	76.97	1029.59	176.67	3211.01	194.95
Oct-Dec*	193.24	251.95	54.14	218.76	50.57	778.60	177.06	2601.52	204.57

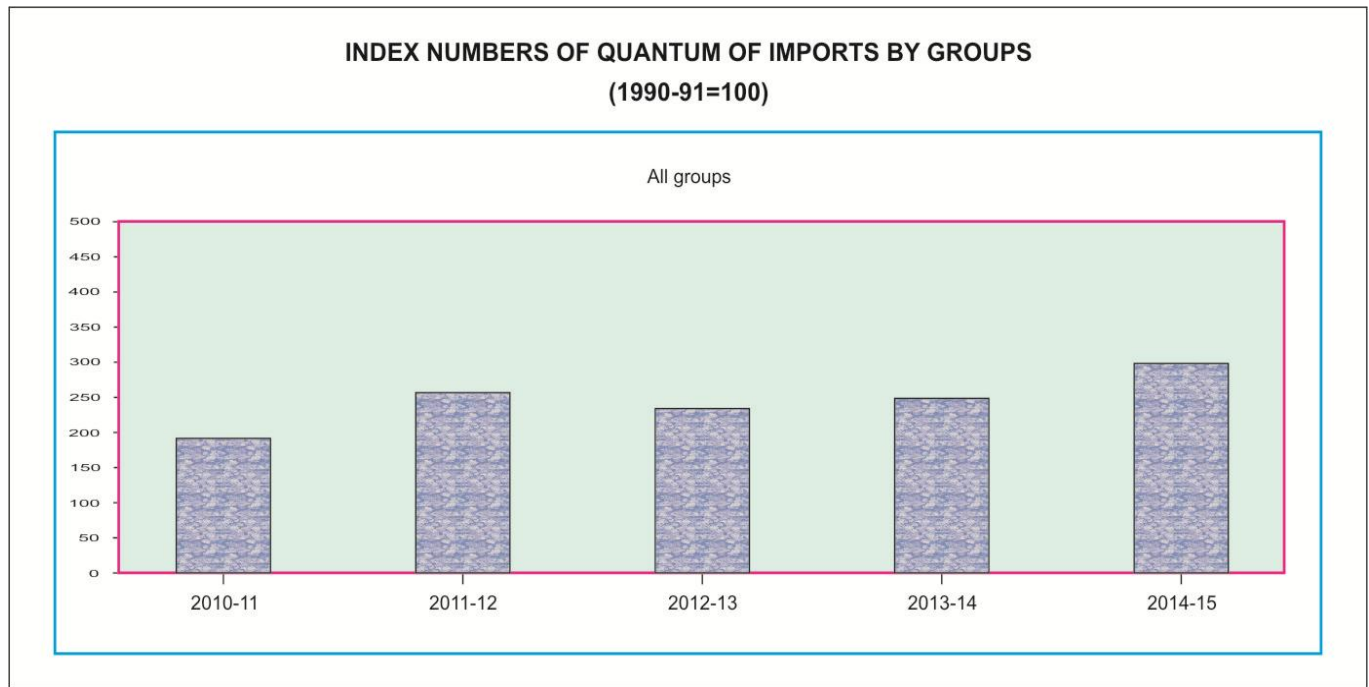
*Provisional



10.20 Index Numbers of Quantum of Imports by Groups (1990-91=100)

Year/Quarter	All groups	Food and Live animals	Beverages & Tobacco	Crude materials inedible except fuels	Mineral fuels & Lubricants	Animal or Veg. oils & Fats	Chemicals	Manufactured goods	Machinery & Transport equipment	Misc. manufactured articles
2010-11	191.60	164.44	279.53	372.91	154.15	90.93	202.59	180.73	232.67	194.23
2011-12	256.47	321.01	371.65	473.88	197.46	121.87	290.92	241.91	280.01	288.73
2012-13	234.02	186.86	275.65	413.29	190.89	141.68	240.54	249.49	266.44	261.26
2013-14	249.40	162.10	317.18	491.04	185.66	182.37	253.03	312.32	283.06	286.91
2014-15	299.74	222.61	317.90	531.02	175.67	179.33	271.01	345.01	478.50	307.93
2010-11 Jul-Sep	248.97	158.42	296.08	524.15	182.44	144.57	276.67	221.66	312.20	297.65
Oct-Dec	261.69	326.59	310.45	368.01	241.54	118.61	261.06	259.08	299.36	220.06
Jan-Mar	255.72	172.75	511.57	599.46	192.62	100.52	272.62	242.19	319.12	259.22
Apr-Jun	243.83	142.78	560.71	388.27	231.20	127.06	271.01	221.30	290.85	285.27
2011-12 Jul-Sep	240.84	277.16	347.08	300.55	194.84	114.21	304.19	247.39	261.99	225.28
Oct-Dec	265.20	330.05	344.55	647.69	194.63	119.56	315.83	235.90	261.50	260.87
Jan-Mar	246.02	383.47	403.56	497.72	188.47	102.72	277.36	223.66	241.95	398.43
Apr-Jun	273.80	293.36	391.41	449.55	211.89	151.00	266.31	260.67	354.59	270.34
2012-13 Jul-Sep	233.97	153.48	320.06	335.17	199.90	165.49	246.32	226.37	289.12	221.18
Oct-Dec	229.54	203.59	244.78	355.04	192.53	115.62	250.79	260.53	247.53	297.57
Jan-Mar	223.34	205.75	273.94	531.28	168.62	148.57	209.02	245.75	221.78	281.19
Apr-Jun	249.22	184.62	263.80	431.66	202.50	137.03	256.03	265.29	307.32	245.10
2013-14 Jul-Sep	218.67	122.34	261.56	396.94	181.66	174.34	244.11	206.78	263.81	229.50
Oct-Dec	268.58	171.23	341.53	584.51	196.34	167.22	261.77	508.73	227.47	235.11
Jan-Mar	257.81	167.02	354.12	578.98	169.03	175.06	258.74	280.99	321.79	278.09
Apr-Jun	252.54	187.81	311.51	403.73	195.60	212.84	247.49	252.77	319.16	305.94
2014-15 Jul-Sep	302.77	322.99	416.31	354.13	197.29	189.47	275.38	273.72	521.40	302.25
Oct-Dec	303.82	229.82	369.89	685.69	185.39	167.77	270.55	274.76	470.31	296.49
Jan-Mar	290.10	174.63	205.90	595.97	129.32	163.79	258.24	482.00	428.76	371.67
Apr-Jun *	302.25	162.98	279.49	488.27	190.67	196.30	279.88	349.54	493.54	261.29
2015-16 Jul-Sep	290.52	292.22	311.01	375.83	146.92	212.82	245.87	284.84	513.14	407.12
Oct-Dec	355.81	311.72	251.34	598.92	153.20	224.04	302.20	347.62	635.68	489.68

*Provisional



10.21 Trade in Services (Summary) December, 2015

Rs. In Million
Dollars in Thousands

Description	* December, 2015		** November, 2015		% Change in December, 2015 over November, 2015	
	Rs	\$	Rs	\$	Rs	\$
Export of Services (TOTAL)	<u>41,444.60</u>	<u>396,001.00</u>	<u>31,193.49</u>	<u>296,030.00</u>	32.86	33.77
1.Manufacturing services on physical inputs owned by others	0.00	0.00	0.00	0.00	0.00	0.00
2.Maintenance and repair services n.i.e.	0.00	0.00	0.00	0.00	0.00	0.00
3. Transport	6,256.44	59,780.00	6,149.55	58,360.00	1.74	2.43
4. Travel	3,576.16	34,170.00	2,816.62	26,730.00	26.97	27.83
5.Construction services	622.71	5,950.00	421.49	4,000.00	47.74	48.75
6. Insurance and Pension services	753.54	7,200.00	289.78	2,750.00	160.04	161.82
7. Financial services	624.81	5,970.00	1,050.56	9,970.00	-40.53	-40.12
8. Charges for the use of intellectual services	207.22	1,980.00	212.85	2,020.00	-2.65	-1.98
9. Telecommunication, Computer and information services	7,197.32	68,770.00	6,320.26	59,980.00	13.88	14.65
10. Other business services	9,410.93	89,921.00	7,908.21	75,050.00	19.00	19.81
11. Personal, cultural, and recreational services	860.29	8,220.00	337.20	3,200.00	155.13	156.88
12. Government services, n.i.e.	11,935.18	114,040.00	5,686.97	53,970.00	109.87	111.30
Import of Services (TOTAL)	<u>72,320.68</u>	<u>691,020.00</u>	<u>65,045.45</u>	<u>617,290.00</u>	11.18	11.94
1.Manufacturing services on physical inputs owned by others	0.00	0.00	0.00	0.00	0.00	0.00
2.Maintenance and repair services n.i.e.	356.88	3,410.00	1,796.60	17,050.00	-80.14	-80.00
3. Transport	26,936.84	257,380.00	25,267.30	239,790.00	6.61	7.34
4. Travel	13,395.16	127,990.00	13,168.42	124,970.00	1.72	2.42
5.Construction services	1,477.77	14,120.00	130.66	1,240.00	1031.00	1038.71
6. Insurance and Pension services	2,888.57	27,600.00	2,260.24	21,450.00	27.80	28.67
7. Financial services	4,141.31	39,570.00	838.77	7,960.00	393.74	397.11
8. Charges for the use of intellectual services	1,204.61	11,510.00	1,583.75	15,030.00	-23.94	-23.42
9. Telecommunication, Computer and information services	3,337.55	31,890.00	4,851.35	46,040.00	-31.20	-30.73
10. Other business services	12,376.83	118,260.00	10,631.04	100,890.00	16.42	17.22
11. Personal, cultural, and recreational services	2.09	20.00	26.34	250.00	-92.07	-92.00
12. Government services, n.i.e.	6,203.07	59,270.00	4,490.98	42,620.00	38.12	39.07

Description	* July - December 2015		July - December 2014		% Change in July - December, 2015 over July - December, 2014	
	Rs	\$	Rs	\$	Rs	\$
Export of Services (TOTAL)	<u>287,202.24</u>	<u>2,766,999.00</u>	<u>295,575.76</u>	<u>2,924,315.63</u>	-2.83	-5.38
1.Manufacturing services on physical inputs owned by others	0.00	0.00	0.00	0.00	0.00	0.00
2.Maintenance and repair services n.i.e.	44.63	430.00	503.35	4,980.00	-91.13	-91.37
3. Transport	45,638.91	439,700.00	70,046.13	693,010.00	-34.84	-36.55
4. Travel	15,499.79	149,330.00	14,193.79	140,428.00	9.20	6.34
5.Construction services	1,715.74	16,530.00	1,846.64	18,270.00	-7.09	-9.52
6. Insurance and Pension services	2,312.56	22,280.00	3,595.94	35,577.00	-35.69	-37.38
7. Financial services	4,524.45	43,590.00	4,847.57	47,960.00	-6.67	-9.11
8. Charges for the use of intellectual services	1,300.56	12,530.00	344.67	3,410.00	277.33	267.45
9. Telecommunication, Computer and information services	37,702.71	363,240.00	40,624.14	401,920.00	-7.19	-9.62
10. Other business services	50,063.10	482,324.00	42,262.84	418,132.63	18.46	15.35
11. Personal, cultural, and recreational services	1,566.79	15,095.00	603.22	5,968.00	159.74	152.93
12. Government services, n.i.e.	126,833.00	1,221,950.00	116,707.47	1,154,660.00	8.68	5.83
Import of Services (TOTAL)	<u>392,750.12</u>	<u>3,783,881.00</u>	<u>446,257.91</u>	<u>4,415,109.00</u>	-11.99	-14.30
1.Manufacturing services on physical inputs owned by others	0.00	0.00	0.00	0.00	0.00	0.00
2.Maintenance and repair services n.i.e.	6,444.67	62,090.00	3,491.14	34,540.00	84.60	79.76
3. Transport	156,262.60	1,505,484.00	208,927.44	2,067,050.00	-25.21	-27.17
4. Travel	76,040.64	732,600.00	83,522.46	826,340.00	-8.96	-11.34
5.Construction services	1,909.84	18,400.00	421.48	4,170.00	353.13	341.25
6. Insurance and Pension services	13,349.04	128,609.00	14,799.02	146,416.00	-9.80	-12.16
7. Financial services	10,678.49	102,880.00	10,539.11	104,270.00	1.32	-1.33
8. Charges for the use of intellectual services	8,500.86	81,900.00	6,144.36	60,790.00	38.35	34.73
9. Telecommunication, Computer and information services	21,253.18	204,760.00	19,801.63	195,910.00	7.33	4.52
10. Other business services	72,352.77	697,070.00	70,389.87	696,411.00	2.79	0.09
11. Personal, cultural, and recreational services	322.59	3,108.00	462.11	4,572.00	-30.19	-32.02
12. Government services, n.i.e.	25,635.44	246,980.00	27,759.29	274,640.00	-7.65	-10.07

* Provisional figures based on figures provided by the State Bank of Pakistan.

** Revised by SBP

Note:- SBP has switched over from BPM- to BPM 6th addition from July, 2014.

Note:- Dollar value is converted into Rupees on monthly average exchange rate provided by SBP.

December, 2015 (1\$=Rs. 104.657841), November, 2015 (1\$=Rs. 105.372587) and December, 2014 (1\$=Rs. 100.823395) respectively.

10.22 Export of Services by Sectors (Detail) (Monthly)

Description	Rs. in Millions Dollars in Thousands									
	* December, 2015		** November, 2015		** December, 2014		% Change in December, 2015 over			
							November, 2015		December, 2014	
	Rs	\$	Rs	\$	Rs	\$	Rs	\$	Rs	\$
Services	41,444.60	396,001.00	31,193.49	296,030.00	46,580.86	462,004.54	32.86	33.77	-11.03	-14.29
1.Manufacturing services on physical inputs owned by others	0.00	0.00	0.00	0.00	0.00	0.00	0.00	0.00	0.00	0.00
1.1 Goods for processing in reporting economy	0.00	0.00	0.00	0.00	0.00	0.00	0.00	0.00	0.00	0.00
1.2 Goods for processing abroad	0.00	0.00	0.00	0.00	0.00	0.00	0.00	0.00	0.00	0.00
2.Maintenance and repair services n.i.e.	0.00	0.00	0.00	0.00	107.88	1,070.00	0.00	0.00	-100.00	-100.00
3. Transport	6,256.44	59,780.00	6,149.55	58,360.00	12,983.05	128,770.00	1.74	2.43	-51.81	-53.58
3.1 Sea transport	356.88	3,410.00	182.30	1,730.00	2,762.57	27,400.00	95.77	97.11	-87.08	-87.55
3.1.1 Passenger	0.00	0.00	0.00	0.00	0.00	0.00	0.00	0.00	0.00	0.00
3.1.2 Freight	207.22	1,980.00	59.01	560.00	116.96	1,160.00	251.16	253.57	77.17	70.69
3.1.3 Other	149.66	1,430.00	123.29	1,170.00	2,645.61	26,240.00	21.39	22.22	-94.34	-94.55
3.2 Air transport	5,832.58	55,730.00	5,894.54	55,940.00	10,147.88	100,650.00	-1.05	-0.38	-42.52	-44.63
3.1.1 Passenger	3,810.59	36,410.00	4,366.64	41,440.00	6,173.42	61,230.00	-12.73	-12.14	-38.27	-40.54
3.1.2 Freight	213.50	2,040.00	203.37	1,930.00	675.52	6,700.00	4.98	5.70	-68.39	-69.55
3.1.3 Other	1,808.49	17,280.00	1,324.53	12,570.00	3,298.94	32,720.00	36.54	37.47	-45.18	-47.19
3.3 Road transport	65.93	630.00	72.71	690.00	70.58	700.00	-9.32	-8.70	-6.59	-10.00
3.3.1 Passenger	0.00	0.00	0.00	0.00	0.00	0.00	0.00	0.00	0.00	0.00
3.3.2 Freight	65.93	630.00	72.71	690.00	70.58	700.00	-9.32	-8.70	-6.59	-10.00
3.3.3 Other	0.00	0.00	0.00	0.00	0.00	0.00	0.00	0.00	0.00	0.00
3.4 Rail transport	0.00	0.00	0.00	0.00	0.00	0.00	0.00	0.00	0.00	0.00
3.4.1 Passenger	0.00	0.00	0.00	0.00	0.00	0.00	0.00	0.00	0.00	0.00
3.4.2 Freight	0.00	0.00	0.00	0.00	0.00	0.00	0.00	0.00	0.00	0.00
3.4.3 Other	0.00	0.00	0.00	0.00	0.00	0.00	0.00	0.00	0.00	0.00
3.5 Postal and courier services	1.05	10.00	0.00	0.00	2.02	20.00	100.00	100.00	-48.02	-50.00
3.6 Electricity transmission	0.00	0.00	0.00	0.00	0.00	0.00	0.00	0.00	0.00	0.00
3.7 Other supporting and auxiliary transport service	0.00	0.00	0.00	0.00	0.00	0.00	0.00	0.00	0.00	0.00
4. Travel	3,576.16	34,170.00	2,816.62	26,730.00	2,860.66	28,373.00	26.97	27.83	25.01	20.43
4.1 Business	510.73	4,880.00	507.90	4,820.00	27.22	270.00	0.56	1.24	1776.30	1707.41
4.1.1 Acquisition of goods and services by border, seasonal, and other short-term workers	0.00	0.00	0.00	0.00	0.00	0.00	0.00	0.00	0.00	0.00
4.1.2 Other	510.73	4,880.00	507.90	4,820.00	27.22	270.00	0.56	1.24	1776.30	1707.41
4.2 Personal	3,065.43	29,290.00	2,308.72	21,910.00	2,833.44	28,103.00	32.78	33.68	8.19	4.22
4.2.1 Health-related expenditure	16.75	160.00	15.81	150.00	5.04	50.00	5.95	6.67	232.34	220.00
4.2.2 Education-related expenditure	167.45	1,600.00	73.76	700.00	66.54	660.00	127.02	128.57	151.65	142.42
4.2.3 Other	2,881.23	27,530.00	2,219.15	21,060.00	2,761.86	27,393.00	29.83	30.72	4.32	0.50
4.2.3.1 Religious travel	0.00	0.00	1.79	17.00	9.58	94.97	-100.00	-100.00	-100.00	-100.00
4.2.3.2 Other	2,881.23	27,530.00	2,217.36	21,043.00	2,752.28	27,298.03	29.94	30.83	4.69	0.85
5.Construction services	622.71	5,950.00	421.49	4,000.00	604.94	6,000.00	47.74	48.75	2.94	-0.83
5.1 Construction abroad	622.71	5,950.00	421.49	4,000.00	604.94	6,000.00	47.74	48.75	2.94	-0.83
5.2 Construction in the compiling economy	0.00	0.00	0.00	0.00	0.00	0.00	0.00	0.00	0.00	0.00
6. Insurance and Pension services	753.54	7,200.00	289.78	2,750.00	1,063.38	10,547.00	160.04	161.82	-29.14	-31.73
6.1 Direct Insurance	610.58	5,834.00	174.39	1,655.00	785.44	7,790.29	250.12	252.51	-22.26	-25.11
6.1.1 Life insurance	0.42	4.00	7.90	75.00	0.03	0.29	-94.68	-94.67	1300.00	1279.31
6.1.2 Freight insurance	3.14	30.00	3.16	30.00	5.04	50.00	-0.63	0.00	-37.70	-40.00
6.1.3 Other direct insurance	607.02	5,800.00	163.33	1,550.00	780.37	7,740.00	271.65	274.19	-22.21	-25.06
6.2 Reinsurance	131.97	1,261.00	112.33	1,066.00	270.44	2,682.32	17.48	18.29	-51.20	-52.99
6.3 Auxiliary insurance services	10.99	105.00	3.06	29.00	7.50	74.39	259.15	262.07	46.53	41.15
6.4 Pension and standardized guarantee services	0.00	0.00	0.00	0.00	0.00	0.00	0.00	0.00	0.00	0.00

Contd.

10.22 Export of Services by Sectors (Detail) (Monthly)

Description	Rs. in Millions Dollars in Thousands									
	* December, 2015		** November, 2015		** December, 2014		% Change in December, 2015 over			
	Rs	\$	Rs	\$	Rs	\$	November, 2015		December, 2014	
							Rs	\$	Rs	\$
7. Financial services	624.81	5970.00	1050.56	9970.00	1202.83	11930.00	-40.53	-40.12	-48.06	-49.96
7.1 Explicitly charged and other financial services	624.81	5970.00	1050.56	9970.00	1001.18	9930.00	-40.53	-40.12	-37.59	-39.88
7.2 Financial intermediation service charges indirectly measured (FISIM)	0.00	0.00	0.00	0.00	201.65	2000.00	0.00	0.00	-100.00	-100.00
8. Charges for the use of intellectual services	207.22	1980.00	212.85	2020.00	47.39	470.00	-2.65	-1.98	337.27	321.28
9. Telecommunication, Computer and information services	7197.32	68770.00	6320.26	59980.00	7756.32	76930.00	13.88	14.65	-7.21	-10.61
9.1 Telecommunications services	2617.49	25010.00	2413.04	22900.00	3598.38	35690.00	8.47	9.21	-27.26	-29.92
9.1.1 Call centres	742.13	7091.00	506.32	4805.00	462.18	4584.08	46.57	47.58	60.57	54.69
9.1.2 Telecommunication services	1875.36	17919.00	1906.72	18095.00	3136.20	31105.92	-1.64	-0.97	-40.20	-42.39
9.2 Computer services	4551.57	43490.00	3888.25	36900.00	4127.70	40940.00	17.06	17.86	10.27	6.23
9.2.1 Hardware consultancy services	10.57	101.00	30.14	286.00	10.95	108.65	-64.93	-64.69	-3.47	-7.04
9.2.2 Software consultancy services	1331.25	12720.00	1063.00	10088.00	978.55	9705.60	25.24	26.09	36.04	31.06
9.2.3 Maintenance & repairs of computer	1.88	18.00	4.74	45.00	1.36	13.48	-60.34	-60.00	38.24	33.52
9.2.4 Export / Import of Computer Software	2571.13	24567.00	2433.37	23093.00	2646.36	26247.50	5.66	6.38	-2.84	-6.40
9.2.5 Other Computer services	636.74	6084.00	357.00	3388.00	490.48	4864.78	78.36	79.57	29.82	25.06
9.3 Information services	28.26	270.00	18.97	180.00	30.24	300.00	48.97	50.00	-6.55	-10.00
9.3.1 News agency services	16.64	159.00	15.91	151.00	20.55	203.87	4.59	5.30	-19.03	-22.01
9.3.2 Other information services	11.62	111.00	3.06	29.00	9.69	96.13	279.74	282.76	19.92	15.46
10. Other business services	9410.93	89921.00	7908.21	75050.00	8376.26	83078.54	19.00	19.81	12.35	8.24
10.1 Research and development services	29.30	280.00	135.93	1290.00	84.69	840.00	-78.44	-78.29	-65.40	-66.67
10.2 Professional and management consulting services	2055.48	19640.00	2239.17	21250.00	2078.98	20620.00	-8.20	-7.58	-1.13	-4.75
10.2.1 Legal, accounting, management consulting, and public relations	1454.74	13900.00	1850.35	17560.00	1839.02	18240.00	-21.38	-20.84	-20.90	-23.79
10.2.1.1 Legal services	100.47	960.00	77.98	740.00	99.82	990.00	28.84	29.73	0.65	-3.03
10.2.1.2 Accounting, auditing, bookkeeping, and tax consulting services	87.91	840.00	149.63	1420.00	79.65	790.00	-41.25	-40.85	10.37	6.33
10.2.1.3 Business and management consulting and public relations services	1266.36	12100.00	1622.74	15400.00	1659.55	16460.00	-21.96	-21.43	-23.69	-26.49
10.2.2 Advertising, market research, and public opinion polling	600.74	5740.00	388.82	3690.00	239.96	2380.00	54.50	55.56	150.35	141.18
10.3 Technical, trade-related and other business services	7326.15	70001.00	5533.11	52510.00	6212.59	61618.54	32.41	33.31	17.92	13.60
10.3.1 Architectural, engineering, scientific and other technical services	657.25	6280.00	563.74	5350.00	535.37	5310.00	16.59	17.38	22.77	18.27
10.3.2 Waste treatment and de-pollution, agricultural and mining services	156.99	1500.00	25.29	240.00	3.02	30.00	520.76	525.00	5098.34	4900.00
10.3.3 Operating leasing services	34.54	330.00	22.13	210.00	2.02	20.00	56.08	57.14	1609.90	1550.00
10.3.4 Trade-related services	12.66	121.00	6.53	62.00	57.74	572.69	93.87	95.16	-78.07	-78.87
10.3.5 Other business services n.i.e.	6464.71	61770.00	4915.42	46648.00	5614.44	55685.85	31.52	32.42	15.14	10.93
11. Personal, cultural, and recreational services	860.29	8220.00	337.20	3200.00	80.26	796.00	155.13	156.88	971.88	932.66
11.1 Audiovisual and related services	843.54	8060.00	224.45	2130.00	60.10	596.00	275.83	278.40	1303.56	1252.35
11.1.1 Audiovisual services	812.35	7762.00	224.13	2127.00	59.77	592.78	262.45	264.93	1259.13	1209.43
11.1.2 Artistic related services	31.19	298.00	0.32	3.00	0.33	3.22	9646.88	9833.33	9351.52	9143.18
11.2 Other personal, cultural, and recreational services	16.75	160.00	112.75	1070.00	20.16	200.00	-85.14	-85.05	-16.91	-20.00
12. Government services, n.i.e.	11935.18	114040.00	5686.97	53970.00	11497.89	114040.00	109.87	111.30	3.80	0.00
12.1 Embassies and consulates	2818.44	26930.00	1517.37	14400.00	3223.32	31970.00	85.75	87.01	-12.56	-15.76
12.2 Military units and agencies	4526.45	43250.00	307.69	2920.00	4735.67	46970.00	1371.11	1381.16	-4.42	-7.92
12.3 Other	4590.29	43860.00	3861.91	36650.00	3538.90	35100.00	18.86	19.67	29.71	24.96

* Provisional ** Revised

Note: 1. The data are presented as per 6(EBOPS0.002010) classification aligned with MSITS0.00 2010 classification

10.23 Export of Services by Sector (Detail) (Cummulative)

Description	Rs. in Millions Dollars in Thousands					
	* July - December, 2015		** July - December, 2014		% Change in July - December, 2015 over July - December, 2014	
	Rs	\$	Rs	\$	Rs	\$
Services	287,202.24	2,766,999.00	295,575.76	2,924,315.63	-2.83	-5.38
1.Manufacturing services on physical inputs owned by others	0.00	0.00	0.00	0.00	0.00	0.00
1.1 Goods for processing in reporting economy	0.00	0.00	0.00	0.00	0.00	0.00
1.2 Goods for processing abroad	0.00	0.00	0.00	0.00	0.00	0.00
2.Maintenance and repair services n.i.e.	44.63	430.00	503.35	4,980.00	-91.13	-91.37
3. Transport	45,638.91	439,700.00	70,046.13	693,010.00	-34.84	-36.55
3.1 Sea transport	1,506.07	14,510.00	14,535.63	143,810.00	-89.64	-89.91
3.1.1 Passenger	0.00	0.00	0.00	0.00	0.00	0.00
3.1.2 Freight	725.53	6,990.00	1,109.81	10,980.00	-34.63	-36.34
3.1.3 Other	780.54	7,520.00	13,425.82	132,830.00	-94.19	-94.34
3.2 Air transport	43,833.91	422,310.00	55,297.23	547,090.00	-20.73	-22.81
3.1.1 Passenger	25,667.61	247,290.00	34,371.63	340,060.00	-25.32	-27.28
3.1.2 Freight	1,145.90	11,040.00	4,377.57	43,310.00	-73.82	-74.51
3.1.3 Other	17,020.40	163,980.00	16,548.03	163,720.00	2.85	0.16
3.3 Road transport	292.70	2,820.00	195.08	1,930.00	50.04	46.11
3.3.1 Passenger	0.00	0.00	0.00	0.00	0.00	0.00
3.3.2 Freight	292.70	2,820.00	195.08	1,930.00	50.04	46.11
3.3.3 Other	0.00	0.00	0.00	0.00	0.00	0.00
3.4 Rail transport	1.04	10.00	0.00	0.00	100.00	100.00
3.4.1 Passenger	0.00	0.00	0.00	0.00	0.00	0.00
3.4.2 Freight	0.00	0.00	0.00	0.00	0.00	0.00
3.4.3 Other	1.04	10.00	0.00	0.00	100.00	100.00
3.5 Postal and courier services	5.19	50.00	18.19	180.00	-71.47	-72.22
3.6 Electricity transmission	0.00	0.00	0.00	0.00	0.00	0.00
3.7 Other supporting and auxiliary transport service	0.00	0.00	0.00	0.00	0.00	0.00
4. Travel	15,499.79	149,330.00	14,193.79	140,428.00	9.20	6.34
4.1 Business	1,112.69	10,720.00	342.64	3,390.00	224.74	216.22
4.1.1 Acquisition of goods and services by border, seasonal, and other short-term workers	0.00	0.00	0.00	0.00	0.00	0.00
4.1.2 Other	1,112.69	10,720.00	342.64	3,390.00	224.74	216.22
4.2 Personal	14,387.10	138,610.00	13,851.15	137,038.00	3.87	1.15
4.2.1 Health-related expenditure	74.73	720.00	115.23	1,140.00	-35.15	-36.84
4.2.2 Education-related expenditure	397.54	3,830.00	275.94	2,730.00	44.07	40.29
4.2.3 Other	13,914.83	134,060.00	13,459.98	133,168.00	3.38	0.67
4.2.3.1 Religious travel	1.76	17.00	33.53	331.73	-94.75	-94.88
4.2.3.2 Other	13,913.07	134,043.00	13,426.45	132,836.27	3.62	0.91
5.Construction services	1,715.74	16,530.00	1,846.64	18,270.00	-7.09	-9.52
5.1 Construction abroad	1,715.74	16,530.00	1,846.64	18,270.00	-7.09	-9.52
5.2 Construction in the compiling economy	0.00	0.00	0.00	0.00	0.00	0.00
6. Insurance and Pension services	2,312.56	22,280.00	3,595.94	35,577.00	-35.69	-37.38
6.1 Direct Insurance	1,339.27	12,903.00	1,750.54	17,319.25	-23.49	-25.50
6.1.1 Life insurance	18.99	183.00	11.04	109.25	72.01	67.50
6.1.2 Freight insurance	18.68	180.00	29.31	290.00	-36.27	-37.93
6.1.3 Other direct insurance	1,301.60	12,540.00	1,710.19	16,920.00	-23.89	-25.89
6.2 Reinsurance	934.99	9,008.00	1,832.39	18,128.99	-48.97	-50.31
6.3 Auxiliary insurance services	38.30	369.00	13.01	128.76	194.39	186.59
6.4 Pension and standardized guarantee services	0.00	0.00	0.00	0.00	0.00	0.00

Contd.

10.23 Export of Services by Sector (Detail) (Cummulative)

Description	Rs. in Millions Dollars in Thousands					
	* July - December, 2015		** July - December, 2014		% Change in July - December, 2015 over July - December, 2014	
	Rs	\$	Rs	\$	Rs	\$
7. Financial services	4,524.45	43,590.00	4,847.57	47,960.00	-6.67	-9.11
7.1 Explicitly charged and other financial services	3,787.50	36,490.00	3,098.97	30,660.00	22.22	19.02
7.2 Financial intermediation service charges indirectly measured (FISIM)	736.95	7,100.00	1,748.60	17,300.00	-57.85	-58.96
8. Charges for the use of intellectual services	1,300.56	12,530.00	344.67	3,410.00	277.33	267.45
9. Telecommunication, Computer and information services	37,702.71	363,240.00	40,624.14	401,920.00	-7.19	-9.62
9.1 Telecommunications services	14,414.09	138,870.00	19,776.37	195,660.00	-27.11	-29.02
9.1.1 Call centres	3,570.05	34,395.00	2,694.63	26,659.62	32.49	29.02
9.1.2 Telecommunication services	10,844.04	104,475.00	17,081.74	169,000.38	-36.52	-38.18
9.2 Computer services	23,185.86	223,380.00	20,790.16	205,690.00	11.52	8.60
9.2.1 Hardware consultancy services	95.91	924.00	27.35	270.60	250.68	241.46
9.2.2 Software consultancy services	5,675.23	54,677.00	4,359.37	43,129.99	30.18	26.77
9.2.3 Maintenance & repairs of computer	16.19	156.00	45.07	445.86	-64.08	-65.01
9.2.4 Export / Import of Computer Software	14,371.12	138,456.00	13,804.42	136,575.77	4.11	1.38
9.2.5 Other Computer services	3,027.41	29,167.00	2,553.95	25,267.79	18.54	15.43
9.3 Information services	102.76	990.00	57.61	570.00	78.37	73.68
9.3.1 News agency services	64.25	619.00	31.31	309.80	105.21	99.81
9.3.2 Other information services	38.51	371.00	26.30	260.20	46.43	42.58
10. Other business services	50,063.10	482,324.00	42,262.84	418,132.63	18.46	15.35
10.1 Research and development services	375.74	3,620.00	425.53	4,210.00	-11.70	-14.01
10.2 Professional and management consulting services	10996.10	105940.00	10956.55	108400.00	0.36	-2.27
10.2.1 Legal, accounting, management consulting, and public relations	8,766.58	84,460.00	9,604.16	95,020.00	-8.72	-11.11
10.2.1.1 Legal services	479.54	4,620.00	632.73	6,260.00	-24.21	-26.20
10.2.1.2 Accounting, auditing, bookkeeping, and tax consulting services	526.24	5,070.00	350.73	3,470.00	50.04	46.11
10.2.1.3 Business and management consulting and public relations services	7,760.80	74,770.00	8,620.70	85,290.00	-9.97	-12.33
10.2.2 Advertising, market research, and public opinion polling	2,229.53	21,480.00	1,352.39	13,380.00	64.86	60.54
10.3 Technical, trade-related and other business services	38,691.26	372,764.00	30,880.76	305,522.63	25.29	22.01
10.3.1 Architectural, engineering, scientific and other technical services	3,762.59	36,250.00	2,198.39	21,750.00	71.15	66.67
10.3.2 Waste treatment and de-pollution, agricultural and mining services	196.17	1,890.00	48.52	480.00	304.31	293.75
10.3.3 Operating leasing services	93.42	900.00	13.14	130.00	610.96	592.31
10.3.4 Trade-related services	188.29	1,814.00	304.06	3,008.28	-38.07	-39.70
10.3.5 Other business services n.i.e.	34,450.79	331,910.00	28,316.65	280,154.35	21.66	18.47
11. Personal, cultural, and recreational services	1,566.79	15,095.00	603.22	5,968.00	159.74	152.93
11.1 Audiovisual and related services	1,258.52	12,125.00	538.53	5,328.00	133.70	127.57
11.1.1 Audiovisual services	1,226.55	11,817.00	425.92	4,213.86	187.98	180.43
11.1.2 Artistic related services	31.97	308.00	112.61	1,114.14	-71.61	-72.36
11.2 Other personal, cultural, and recreational services	308.27	2,970.00	64.69	640.00	376.53	364.06
12. Government services, n.i.e.	126,833.00	1,221,950.00	116,707.47	1,154,660.00	8.68	5.83
12.1 Embassies and consulates	16,070.67	154,830.00	14,735.75	145,790.00	9.06	6.20
12.2 Military units and agencies	13,100.04	126,210.00	11,452.83	113,310.00	14.38	11.38
12.3 Other	97,662.29	940,910.00	90,518.89	895,560.00	7.89	5.06

* Provisional ** Revised

Note: 1. The data are presented as per 6(EBOPS0.002010) classification aligned with MSITS0.00 2010 classification

10.24 Import of Services by Sectors (Detail) (Monthly)

Description	Rs. in Millions Dollars in Thousands									
	* December, 2015		** November, 2015		** December, 2014		% Change in December, 2015 over			
	Rs	\$	Rs	\$	Rs	\$	November, 2015		December, 2014	
							Rs	\$	Rs	\$
Services	72,320.68	691,020.00	65,045.45	617,290.00	71,181.95	706,006.00	11.18	11.94	1.60	-2.12
1.Manufacturing services on physical inputs owned by others	0.00	0.00	0.00	0.00	0.00	0.00	0.00	0.00	0.00	0.00
1.1 Goods for processing in reporting economy	0.00	0.00	0.00	0.00	0.00	0.00	0.00	0.00	0.00	0.00
1.2 Goods for processing abroad	0.00	0.00	0.00	0.00	0.00	0.00	0.00	0.00	0.00	0.00
2.Maintenance and repair services n.i.e.	356.88	3,410.00	1,796.60	17,050.00	697.70	6,920.00	-80.14	-80.00	-48.85	-50.72
3. Transport	26,936.84	257,380.00	25,267.30	239,790.00	32,168.71	319,060.00	6.61	7.34	-16.26	-19.33
3.1 Sea transport	15,106.32	144,340.00	13,097.82	124,300.00	21,742.57	215,650.00	15.33	16.12	-30.52	-33.07
3.1.1 Passenger	0.00	0.00	0.00	0.00	0.00	0.00	0.00	0.00	0.00	0.00
3.1.2 Freight	13,576.22	129,720.00	12,024.07	114,110.00	20,541.76	203,740.00	12.91	13.68	-33.91	-36.33
3.1.3 Other	1,530.10	14,620.00	1,073.75	10,190.00	1,200.81	11,910.00	42.50	43.47	27.42	22.75
3.2 Air transport	11,464.22	109,540.00	11,892.34	112,860.00	9,952.28	98,710.00	-3.60	-2.94	15.19	10.97
3.2.1 Passenger	6,930.44	66,220.00	6,977.77	66,220.00	6,421.44	63,690.00	-0.68	0.00	7.93	3.97
3.2.2 Freight	2,162.23	20,660.00	1,621.68	15,390.00	2,251.39	22,330.00	33.33	34.24	-3.96	-7.48
3.2.3 Other	2,371.55	22,660.00	3,292.89	31,250.00	1,279.45	12,690.00	-27.98	-27.49	85.36	78.57
3.3 Road transport	148.41	1,418.00	120.13	1,140.00	193.98	1,924.00	23.54	24.39	-23.49	-26.30
3.3.1 Passenger	0.00	0.00	0.00	0.00	0.00	0.00	0.00	0.00	0.00	0.00
3.3.2 Freight	117.01	1,118.00	109.59	1,040.00	193.98	1,924.00	6.77	7.50	-39.68	-41.89
3.3.3 Other	31.40	300.00	10.54	100.00	0.00	0.00	197.91	200.00	100.00	100.00
3.4 Rail transport	63.00	602.00	59.01	560.00	104.45	1,036.00	6.76	7.50	-39.68	-41.89
3.4.1 Passenger	63.00	602.00	59.01	560.00	104.45	1,036.00	6.76	7.50	-39.68	-41.89
3.4.2 Freight	0.00	0.00	0.00	0.00	0.00	0.00	0.00	0.00	0.00	0.00
3.4.3 Other	0.00	0.00	0.00	0.00	0.00	0.00	0.00	0.00	0.00	0.00
3.5 Postal and courier services	154.89	1,480.00	98.00	930.00	175.43	1,740.00	58.05	59.14	-11.71	-14.94
3.6 Electricity transmission	0.00	0.00	0.00	0.00	0.00	0.00	0.00	0.00	0.00	0.00
3.7 Other supporting and auxiliary transport service	0.00	0.00	0.00	0.00	0.00	0.00	0.00	0.00	0.00	0.00
4. Travel	13,395.16	127,990.00	13,168.42	124,970.00	10,923.21	108,340.00	1.72	2.42	22.63	18.14
4.1 Business	263.74	2,520.00	445.73	4,230.00	217.78	2,160.00	-40.83	-40.43	21.10	16.67
4.1.1 Acquisition of goods and services by border, seasonal, and other short-term workers	0.00	0.00	0.00	0.00	0.00	0.00	0.00	0.00	0.00	0.00
4.1.2 Other	263.74	2,520.00	445.73	4,230.00	217.78	2,160.00	-40.83	-40.43	21.10	16.67
4.2 Personal	13,131.42	125,470.00	12,722.69	120,740.00	10,705.43	106,180.00	3.21	3.92	22.66	18.17
4.2.1 Health-related expenditure	10.47	100.00	30.56	290.00	17.14	170.00	-65.74	-65.52	-38.91	-41.18
4.2.2 Education-related expenditure	1,740.46	16,630.00	1,185.44	11,250.00	1,311.71	13,010.00	46.82	47.82	32.69	27.82
4.2.3 Other	11,380.49	108,740.00	11,506.69	109,200.00	9,376.58	93,000.00	-1.10	-0.42	21.37	16.92
4.2.3.1 Religious travel	0.00	0.00	0.00	0.00	0.00	0.00	0.00	0.00	0.00	0.00
4.2.3.2 Other	11,380.49	108,740.00	11,506.69	109,200.00	9,376.58	93,000.00	-1.10	-0.42	21.37	16.92
5.Construction services	1,477.77	14,120.00	130.66	1,240.00	31.26	310.00	1031.00	1038.71	4627.35	4454.84
5.1 Construction abroad	0.00	0.00	0.00	0.00	0.00	0.00	0.00	0.00	0.00	0.00
5.2 Construction in the compiling economy	1,477.77	14,120.00	130.66	1,240.00	31.26	310.00	1031.00	1038.71	4627.35	4454.84
6. Insurance and Pension services	2,888.57	27,600.00	2,260.24	21,450.00	2,716.79	26,946.00	27.80	28.67	6.32	2.43
6.1 Direct Insurance	1,236.75	11,817.00	735.71	6,982.00	799.54	7,930.09	68.10	69.25	54.68	49.01
6.1.1 Life insurance	8.06	77.00	1.26	12.00	0.01	0.09	539.68	541.67	80500.00	87400.00
6.1.2 Freight insurance	156.99	1,500.00	52.69	500.00	658.38	6,530.00	197.95	200.00	-76.16	-77.03
6.1.3 Other direct insurance	1,071.70	10,240.00	681.76	6,470.00	141.15	1,400.00	57.20	58.27	659.26	631.43
6.2 Reinsurance	1,485.20	14,191.00	1,521.58	14,440.00	1,894.47	18,790.02	-2.39	-1.72	-21.60	-24.48
6.3 Auxiliary insurance services	166.62	1,592.00	2.95	28.00	22.78	225.90	5548.14	5585.71	631.43	604.75
6.4 Pension and standardized guarantee services	0.00	0.00	0.00	0.00	0.00	0.00	0.00	0.00	0.00	0.00

Contd.

10.24 Import of Services by Sectors (Detail) (Monthly)

Rs. in Millions
Dollars in Thousands

Description	* December, 2015		** November, 2015		** December, 2014		% Change in December, 2015 over			
							November, 2015		December, 2014	
	Rs	\$	Rs	\$	Rs	\$	Rs	\$	Rs	\$
7. Financial services	4,141.31	39,570.00	838.77	7,960.00	1,389.34	13,780.00	393.74	397.11	198.08	187.16
7.1 Explicitly charged and other financial services	4,141.31	39,570.00	838.77	7,960.00	1,288.52	12,780.00	393.74	397.11	221.40	209.62
7.2 Financial intermediation service charges indirectly measured (FISIM)	0.00	0.00	0.00	0.00	100.82	1,000.00	0.00	0.00	-100.00	-100.00
8. Charges for the use of intellectual	1,204.61	11,510.00	1,583.75	15,030.00	1,103.01	10,940.00	-23.94	-23.42	9.21	5.21
9. Telecommunication, Computer and information services	3,337.55	31,890.00	4,851.35	46,040.00	4,122.67	40,890.00	-31.20	-30.73	-19.04	-22.01
9.1 Telecommunications services	1,716.39	16,400.00	3,007.33	28,540.00	2,419.76	24,000.00	-42.93	-42.54	-29.07	-31.67
9.1.1 Call centres	0.00	0.00	0.00	0.00	0.00	0.00	0.00	0.00	0.00	0.00
9.1.2 Telecommunication services	1,716.39	16,400.00	3,007.33	28,540.00	2,419.76	24,000.00	-42.93	-42.54	-29.07	-31.67
9.2 Computer services	1,492.44	14,260.00	1,643.81	15,600.00	1,589.98	15,770.00	-9.21	-8.59	-6.13	-9.58
9.2.1 Hardware consultancy services	12.77	122.00	2.21	21.00	19.19	190.35	477.83	480.95	-33.45	-35.91
9.2.2 Software consultancy services	1,131.25	10,809.00	1,130.75	10,731.00	1,215.81	12,058.85	0.04	0.73	-6.96	-10.36
9.2.3 Maintenance & repairs of computer	79.44	759.00	73.87	701.00	94.52	937.45	7.54	8.27	-15.95	-19.04
9.2.4 Export / Import of Computer Software	122.35	1,169.00	239.72	2,275.00	150.50	1,492.69	-48.96	-48.62	-18.70	-21.69
9.2.5 Other Computer services	146.63	1,401.00	197.26	1,872.00	109.96	1,090.66	-25.67	-25.16	33.35	28.45
9.3 Information services	128.72	1,230.00	200.21	1,900.00	112.93	1,120.00	-35.71	-35.26	13.98	9.82
9.3.1 News agency services	79.64	761.00	91.15	865.00	70.62	700.40	-12.63	-12.02	12.77	8.65
9.3.2 Other information services	49.08	469.00	109.06	1,035.00	42.31	419.60	-55.00	-54.69	16.00	11.77
10. Other business services	12,376.83	118,260.00	10,631.04	100,890.00	11,497.92	114,040.00	16.42	17.22	7.64	3.70
10.1 Research and development services	12.56	120.00	6.32	60.00	18.15	180.00	98.73	100.00	-30.80	-33.33
10.2 Professional and management consulting services	677.14	6,470.00	461.53	4,380.00	747.10	7,410.00	46.72	47.72	-9.36	-12.69
10.2.1 Legal, accounting, management consulting, and public relations	333.86	3,190.00	192.83	1,830.00	536.38	5,320.00	73.14	74.32	-37.76	-40.04
10.2.1.1 Legal services	98.38	940.00	6.32	60.00	299.45	2,970.00	1456.65	1466.67	-67.15	-68.35
10.2.1.2 Accounting, auditing, bookkeeping, and tax consulting services	4.19	40.00	3.16	30.00	5.04	50.00	32.59	33.33	-16.87	-20.00
10.2.1.3 Business and management consulting and public relations services	231.29	2,210.00	183.35	1,740.00	231.89	2,300.00	26.15	27.01	-0.26	-3.91
10.2.2 Advertising, market research, and public opinion polling	343.28	3,280.00	268.70	2,550.00	210.72	2,090.00	27.76	28.63	62.91	56.94
10.3 Technical, trade-related and other business services	11,687.13	111,670.00	10,163.19	96,450.00	10,732.67	106,450.00	14.99	15.78	8.89	4.90
10.3.1 Architectural, engineering, scientific and other technical services	1,189.96	11,370.00	814.53	7,730.00	1,703.92	16,900.00	46.09	47.09	-30.16	-32.72
10.3.2 Waste treatment and de-pollution, agricultural and mining services	0.00	0.00	8.43	80.00	1,332.89	13,220.00	-100.00	-100.00	-100.00	-100.00
10.3.3 Operating leasing services	1,170.07	11,180.00	971.54	9,220.00	1,062.68	10,540.00	20.43	21.26	10.11	6.07
10.3.4 Trade-related services	4.81	46.00	4.32	41.00	113.39	1,124.59	11.34	12.20	-95.76	-95.91
10.3.5 Other business services n.i.e.	9,322.29	89,074.00	8,364.37	79,379.00	6,519.79	64,665.41	11.45	12.21	42.98	37.75
11. Personal, cultural, and recreational services	2.09	20.00	26.34	250.00	93.77	930.00	-92.07	-92.00	-97.77	-97.85
11.1 Audiovisual and related services	0.00	0.00	14.75	140.00	74.61	740.00	-100.00	-100.00	-100.00	-100.00
11.1.1 Audiovisual services	0.00	0.00	14.33	136.00	43.97	436.09	-100.00	-100.00	-100.00	-100.00
11.1.2 Artistic related services	0.00	0.00	0.42	4.00	30.64	303.91	-100.00	-100.00	-100.00	-100.00
11.2 Other personal, cultural, and recreational services	2.09	20.00	11.59	110.00	19.16	190.00	-81.97	-81.82	-89.09	-89.47
12. Government services, n.i.e.	6,203.07	59,270.00	4,490.98	42,620.00	6,437.57	63,850.00	38.12	39.07	-3.64	-7.17
12.1 Embassies and consulates	1,281.01	12,240.00	1,267.63	12,030.00	830.78	8,240.00	1.06	1.75	54.19	48.54
12.2 Military units and agencies	2.09	20.00	18.97	180.00	16.13	160.00	-88.98	-88.89	-87.04	-87.50
12.3 Other	4,919.97	47,010.00	3,204.38	30,410.00	5,590.66	55,450.00	53.54	54.59	-12.00	-15.22

* Provisional ** Revised

Note: 1. The data are presented as per 6(EBOPS0.002010) classification aligned with MSITS0.00 2010 classification

10.25 Import of Services by Sector (Detail) (Cumulative)

Description	Rs. in Millions Dollars in Thousands					
	* July - December, 2015		** July - December, 2014		% Change in July - December, 2015 over July - December, 2014	
	Rs	\$	Rs	\$	Rs	\$
Services	392,750.12	3,783,881.00	446,257.91	4,415,109.00	-11.99	-14.30
1.Manufacturing services on physical inputs owned by others	0.00	0.00	0.00	0.00	0.00	0.00
1.1 Goods for processing in reporting economy	0.00	0.00	0.00	0.00	0.00	0.00
1.2 Goods for processing abroad	0.00	0.00	0.00	0.00	0.00	0.00
2.Maintenance and repair services n.i.e.	6,444.67	62,090.00	3,491.14	34,540.00	84.60	79.76
3. Transport	156,262.60	1,505,484.00	208,927.44	2,067,050.00	-25.21	-27.17
3.1 Sea transport	82,934.74	799,020.00	138,658.97	1,371,840.00	-40.19	-41.76
3.1.1 Passenger	0.00	0.00	0.00	0.00	0.00	0.00
3.1.2 Freight	75,184.32	724,350.00	131,099.56	1,297,050.00	-42.65	-44.15
3.1.3 Other	7,750.42	74,670.00	7,559.41	74,790.00	2.53	-0.16
3.2 Air transport	71,849.38	692,220.00	66,281.06	655,760.00	8.40	5.56
3.1.1 Passenger	41,934.45	404,010.00	41,742.03	412,980.00	0.46	-2.17
3.1.2 Freight	11,400.91	109,840.00	14,410.29	142,570.00	-20.88	-22.96
3.1.3 Other	18,514.02	178,370.00	10,128.74	100,210.00	82.79	78.00
3.3 Road transport	735.71	7,088.00	2,567.00	25,397.00	-71.34	-72.09
3.3.1 Passenger	0.00	0.00	1,212.90	12,000.00	-100.00	-100.00
3.3.2 Freight	677.58	6,528.00	1,286.38	12,727.00	-47.33	-48.71
3.3.3 Other	58.13	560.00	67.72	670.00	-14.16	-16.42
3.4 Rail transport	364.95	3,516.00	692.67	6,853.00	-47.31	-48.69
3.4.1 Passenger	364.95	3,516.00	692.67	6,853.00	-47.31	-48.69
3.4.2 Freight	0.00	0.00	0.00	0.00	0.00	0.00
3.4.3 Other	0.00	0.00	0.00	0.00	0.00	0.00
3.5 Postal and courier services	377.82	3,640.00	727.74	7,200.00	-48.08	-49.44
3.6 Electricity transmission	0.00	0.00	0.00	0.00	0.00	0.00
3.7 Other supporting and auxiliary transport service	0.00	0.00	0.00	0.00	0.00	0.00
4. Travel	76,040.64	732,600.00	83,522.46	826,340.00	-8.96	-11.34
4.1 Business	1,765.56	17,010.00	1,200.77	11,880.00	47.04	43.18
4.1.1 Acquisition of goods and services by border, seasonal, and other short-term workers	0.00	0.00	0.00	0.00	0.00	0.00
4.1.2 Other	1,765.56	17,010.00	1,200.77	11,880.00	47.04	43.18
4.2 Personal	74,275.08	715,590.00	82,321.69	814,460.00	-9.77	-12.14
4.2.1 Health-related expenditure	184.76	1,780.00	78.84	780.00	134.35	128.21
4.2.2 Education-related expenditure	6,936.66	66,830.00	8,822.85	87,290.00	-21.38	-23.44
4.2.3 Other	67,153.66	646,980.00	73,420.00	726,390.00	-8.53	-10.93
4.2.3.1 Religious travel	7,738.48	74,555.00	7,867.46	77,837.75	-1.64	-4.22
4.2.3.2 Other	59,415.18	572,425.00	65,552.54	648,552.25	-9.36	-11.74
5.Construction services	1,909.84	18,400.00	421.48	4,170.00	353.13	341.25
5.1 Construction abroad	0.00	0.00	0.00	0.00	0.00	0.00
5.2 Construction in the compiling economy	1,909.84	18,400.00	421.48	4,170.00	353.13	341.25
6. Insurance and Pension services	13,349.04	128,609.00	14,799.02	146,416.00	-9.80	-12.16
6.1 Direct Insurance	3,895.76	37,533.00	5,771.51	57,101.22	-32.50	-34.27
6.1.1 Life insurance	10.69	103.00	0.02	0.22	53350.00	46931.96
6.1.2 Freight insurance	695.43	6,700.00	3,606.46	35,681.00	-80.72	-81.22
6.1.3 Other direct insurance	3,189.64	30,730.00	2,165.03	21,420.00	47.33	43.46
6.2 Reinsurance	9,017.03	86,873.00	8,459.41	83,694.19	6.59	3.80
6.3 Auxiliary insurance services	436.25	4,203.00	568.10	5,620.59	-23.21	-25.22
6.4 Pension and standardized guarantee services	0.00	0.00	0.00	0.00	0.00	0.00

Contd.

10.25 Import of Services by Sector (Detail) (Cummulative)

Description	Rs. in Millions Dollars in Thousands					
	* July - December, 2015		** July - December, 2014		% Change in July - December, 2015 over July - December, 2014	
	Rs	\$	Rs	\$	Rs	\$
7. Financial services	10,678.49	102,880.00	10,539.11	104,270.00	1.32	-1.33
7.1 Explicitly charged and other financial services	10,263.31	98,880.00	9,629.43	95,270.00	6.58	3.79
7.2 Financial intermediation service charges indirectly measured (FISIM)	415.18	4,000.00	909.68	9,000.00	-54.36	-55.56
8. Charges for the use of intellectual services	8,500.86	81,900.00	6,144.36	60,790.00	38.35	34.73
9. Telecommunication, Computer and information services	21,253.18	204,760.00	19,801.63	195,910.00	7.33	4.52
9.1 Telecommunications services	12,892.45	124,210.00	11,408.35	112,870.00	13.01	10.05
9.1.1 Call centres	12.25	118.00	1.93	19.12	534.72	517.12
9.1.2 Telecommunication services	12,880.20	124,092.00	11,406.42	112,850.88	12.92	9.96
9.2 Computer services	7,580.19	73,030.00	7,676.66	75,950.00	-1.26	-3.84
9.2.1 Hardware consultancy services	27.71	267.00	23.70	234.49	16.92	13.86
9.2.2 Software consultancy services	5,365.30	51,691.00	5,660.93	56,007.11	-5.22	-7.71
9.2.3 Maintenance & repairs of computer	463.14	4,462.00	400.70	3,964.36	15.58	12.55
9.2.4 Export / Import of Computer Software	805.35	7,759.00	587.48	5,812.34	37.09	33.49
9.2.5 Other Computer services	918.69	8,851.00	1,003.85	9,931.70	-8.48	-10.88
9.3 Information services	780.54	7,520.00	716.62	7,090.00	8.92	6.06
9.3.1 News agency services	478.60	4,611.00	454.63	4,497.99	5.27	2.51
9.3.2 Other information services	301.94	2,909.00	261.99	2,592.02	15.25	12.23
10. Other business services	72,352.77	697,070.00	70,389.87	696,411.00	2.79	0.09
10.1 Research and development services	44.63	430.00	55.59	550.00	-19.72	-21.82
10.2 Professional and management consulting services	5,159.67	49,710.00	6,397.05	63,290.00	-19.34	-21.46
10.2.1 Legal, accounting, management consulting, and public relations	3,423.17	32,980.00	4,244.15	41,990.00	-19.34	-21.46
10.2.1.1 Legal services	1,414.73	13,630.00	1,074.43	10,630.00	31.67	28.22
10.2.1.2 Accounting, auditing, bookkeeping, and tax consulting services	135.97	1,310.00	145.55	1,440.00	-6.58	-9.03
10.2.1.3 Business and management consulting and public relations services	1,872.47	18,040.00	3,024.17	29,920.00	-38.08	-39.71
10.2.2 Advertising, market research, and public opinion polling	1,736.50	16,730.00	2,152.90	21,300.00	-19.34	-21.46
10.3 Technical, trade-related and other business services	67,148.47	646,930.00	63,937.23	632,571.00	5.02	2.27
10.3.1 Architectural, engineering, scientific and other technical services	6,143.66	59,190.00	6,952.96	68,790.00	-11.64	-13.96
10.3.2 Waste treatment and de-pollution, agricultural and mining services	15.57	150.00	1,345.31	13,310.00	-98.84	-98.87
10.3.3 Operating leasing services	5,478.33	52,780.00	6,262.62	61,960.00	-12.52	-14.82
10.3.4 Trade-related services	32.49	313.00	270.77	2,678.86	-88.00	-88.32
10.3.5 Other business services n.i.e.	55,478.42	534,497.00	49,105.57	485,832.15	12.98	10.02
11. Personal, cultural, and recreational services	322.59	3,108.00	462.11	4,572.00	-30.19	-32.02
11.1 Audiovisual and related services	272.77	2,628.00	388.33	3,842.00	-29.76	-31.60
11.1.1 Audiovisual services	261.56	2,520.00	315.99	3,126.25	-17.23	-19.39
11.1.2 Artistic related services	11.21	108.00	72.34	715.75	-84.50	-84.91
11.2 Other personal, cultural, and recreational services	49.82	480.00	73.78	730.00	-32.47	-34.25
12. Government services, n.i.e.	25,635.44	246,980.00	27,759.29	274,640.00	-7.65	-10.07
12.1 Embassies and consulates	6,084.50	58,620.00	7,550.32	74,700.00	-19.41	-21.53
12.2 Military units and agencies	83.04	800.00	135.44	1,340.00	-38.69	-40.30
12.3 Other	19,467.90	187,560.00	20,073.53	198,600.00	-3.02	-5.56

* Provisional ** Revised

Note: 1. The data are presented as per 6(EBOPS0.002010) classification aligned with MSITS0.00 2010 classification

REGIONAL AND FIELD OFFICES OF PAKISTAN BUREAU OF STATISTICS

PUNJAB

Chief Statistical Officer,
Regional Office,
Pakistan Bureau of Statistics,
Gul Plaza, (1st & 2nd Floor),
I.J. Principal Road,
Near Pindora Chungi,
Rawalpindi
Phone: 051- 4411528)
Fax 051 - 4410474

Statistical Officer (I/C),
Regional Office,
Pakistan Bureau of Statistics,
USAID Building,
Gurumangat Road,
Gulberg-III,
Lahore.
Phone & Fax:042-99263266
Email:lhrfbs@lhr.comsats.net.pk

Statistical Officer (I/C),
Regional Office,
Pakistan Bureau of Statistics,
House # 20, Block-T,
New Multan Colony, Rahim Chowk,
Masoom Shah Road,
Multan.
Phone & Fax:061-9220177
E-mail:muxfbs@brain.net.pk

Chief Statistical Officer,
Regional Office,
Pakistan Bureau of Statistics,
51-A, Satellite Town,
Gujranwala.
Phone & Fax: 055-9200418

Chief Statistical Officer,
Regional Office,
Pakistan Bureau of Statistics,
House # 04, Rehman Town,
Satyana Road,
Faisalabad.
Phone & Fax: 041-9220049
E-mail:fsdfbs@fsd.comsats.net.pk

Chief Statistical Officer,
Regional Office,
Pakistan Bureau of Statistics,
House # 5, Aziz Park
Session Road
Sargodha
Phone:048-9230411

Chief Statistical Officer,
Regional Office,
Pakistan Bureau of Statistics,
9-A (Ground Floor), Block-X
Rafi Qamar Road, Satellite Town,
Bahawalpur.
Phone & Fax: 062-9250026

Statistical Officer(I/C),
Field Office,
Pakistan Bureau of Statistics,
Capital Road,
Near Masjid Abdur Rashid
Jinnah Town,
Sialkot.
Phone & Fax: 052 - 4262644
E-mail:sktfbs@skt.comsats.net.pk

Statistical Officer(I/C),
Field Office,
Pakistan Bureau of Statistics,
Building # 09-D-3(X)
Amar Colony,
Jhang Saddar.
Phone & Fax: 047-9200194

Statistical Officer(I/C),
Field Office.
Pakistan Bureau of Statistics,
House at Khasra #51/11/1/3/2
(G.F), Chak#9/W.B.(Behind
Cooperative Workshop),
Burawala Road,
Vehari.
Phone & Fax: 067-3364219

Statistical Officer (I/C),
Field Office,
Pakistan Bureau of Statistics,
House # 213/ D,
Mohallah Mir Abdullah Khan Rokri,
Mianwali.
Phone: 045-9231626
Fax: 045-9233700

Statistical Officer (I/C),
Field Office,
Pakistan Bureau of Statistics
House # H 224-c, Ground Floor
Street # 4, Khyaban-e-Sarwar,
Dera Ghazi Khan.
Phone: 064-2401850

Statistical Officer(I/C),
Field Office,
Pakistan Bureau of Statistics,
House # 7, (G.F.), Street #1,
Azam Town, Mud Darbari,
Rahim Yar Khan.
Phone & Fax: 068-5871754

Statistical Officer (I/C),
Field Office,
Pakistan Bureau of Statistics,
House # 43 B-7, Gulistan Colony,
Near Govt. Girls College
Sahiwal.
Phone: 040-9200242

Statistical Officer(I/C),
Field Office,
Pakistan Bureau of Statistics,
Building # 192, Khan Baba Road,
Bahawalnagar.
Phone & Fax: 063-9240049

SINDH:

Chief Statistical Officer,
Regional Office,
Pakistan Bureau of Statistics,
1-B, S.M.C.H. Society
Karachi.
Phone & Fax: 021- 34557933
Email:khifbs@khi.comsats.net.pk

Chief Statistical Officer,
Regional Office,
Pakistan Bureau of Statistics,
Bungalow # A-46, G.O.R. Colony,
Unit # 1, Latifabad,
Hyderabad.
Fax & Phone: 022-9200641

Chief Statistical Officer,
Regional Office,
Pakistan Bureau of Statistics,
Bungalow # 10-A,
Professor Housing Society,
Shikarpur Road,
Sukkur.
Phone & Fax: 071-5807132

Chief Statistical Officer,
Regional Office,
Pakistan Bureau of Statistics,
Building # 45/17, Ward "C",
Near Shah Latif Market,
Lohari Mohallah,
Larkana.
(Phone: 074-9410010)
Fax:074-4054438

Statistical Officer(I/C),
Field Office,
Pakistan Bureau of Statistics,
House # 180,
Um-e-Hain, Near satari
Cotton Factory, Ring Road
Mirpur Khas.
Phone & Fax: -0233-923096

Statistical Officer(I/C),
Field Office,
Pakistan Bureau of Statistics,
House # 68, Mubariak Colony,
Jam sahib Road,
Nawabshah.
Phone & Fax: 0244-9370311

Statistical Officer(I/C),
Field Office,
Pakistan Bureau of Statistics,
House # 199 Marakhpur,
Opp. DHO Office,
Sehwan Road, Dadu Town,
Dadu.
Phone & Fax: 025-9200345

Statistical Officer(I/C),
Field Office,
Pakistan Bureau of Statistics,
House # 292-I, 1st Family line,
Shah Abdul Latif Road,
Near Rifil Naka,
Jacobabad.
Phone : 0722-653403

KHYBER PAKHTOON KHWA

Chief Statistical Officer,
Regional Office,
Pakistan Bureau of Statistics,
State Life Insurance Building,
2nd Floor, 34-The Mall,
Peshawar Cantt.
Phone: 091-9213097
Fax – 091-9213098
E-mail:pshfbs@pes.comsats.net.pk

Chief Statistical Officer,
Regional Office,
Pakistan Bureau of Statistics,
Building #558-D,
Mohallah Ghazni Khel,
Bannu.
Phone & Fax: 0928-9270191

Statistical Officer (I/C),
Regional Office,
Pakistan Bureau of Statistics,
Shams-ur-Rehman Building,
Near Nadra Office, Rahimabad,
G.T. Road,
Mingora/Swat.
Phone: 0946-9240283

Chief Statistical Officer,
Regional Office,
Pakistan Bureau of Statistics,
Bungalow # 896, Mansehra Road,
Post office Jhangi,
Abbottabad.
Phone & Fax: 0992-9310231

Chief Statistical Officer,
Regional Office,
Pakistan Bureau of Statistics,
House # A-3,
Shah Jhan Sheed Town,
Near Coach Adda of Bannu
Dera Ismail Khan.
Phone:0966-9280279

BALOCHISTAN:

Chief Statistical Officer,
Regional Office,
Pakistan Bureau of Statistics,
Chandio House No.2,
Arbab Karam Khan Road,
Near Elementary College,
Quetta.
Phone: 081-9239804
Fax:081-2471126

Statistical Officer(I/C),
Field Office,
Pakistan Bureau of Statistics,
Dak Khana Road, Near Civil Hospital,
Singani Sar,
Turbat.
Phone: 0852-412267
Fax:0852-413383

Statistical Officer (I/C),
Field Office,
Pakistan Bureau of Statistics,
Haroon Market,
Opp:Girls High School,
Hospital Road,
Khuzdar.
Phone & Fax: 0848-412760

Statistical Officer (I/C),
Field Office,
Pakistan Bureau of Statistics,
Building # 2-II/E,
Hazara Mohallah,
Loralai.
Phone & Fax: 0824-660560

NORTHERN AREAS:

Statistical Officer (I/C),
Field Office,
Pakistan Bureau of Statistics,
Madina Supper Market,
Near Taj Hotel,
Gilgit.
Phone & Fax: 05811-920762

AZAD KASHMIR:

Chief Statistical officer,
Regional Office,
Pakistan Bureau of Statistics,
Street # 13, D-38,
Upper Chattar Housing Scheme
Muzaffarabad.
Phone & Fax: 05822-921113

SYMBOLS, ABBREVIATIONS AND CONVERSION

<p>E Estimated P/* Provisional, Preliminary R/r Revised - Nil .. Negligible ... Not available % Percentage Admn Administration ALOOCHA A kind of fruit ARVI A type of root vegetable AV. Average BABUL A kind of fire wood BBLs. Barrels BIRYANI A dish of rice prepared BOT. Bottle CAP. Capsule CFT. Cubic feet CH. Charge CHAPATI A kind of bread CIG. Cigarette Comm. Communication CRT. Carton / Crate CUM./CM. Cubic meter DESI. Indigenous Distt. Distribution DOZ Dozen ENG. English EX. Exercise GLS. Glass GM. Gram H.OP. Hand operated HP. Horse power INJ. Injection KHADDI Hand-loom KIKAR A kind of fire wood KG. Kilogram KM. Kilometer KORMA A variety of meat curry KWH. Kilowatt / hour LB. Pound</p>	<p>LTR. Litre LUNGI A kind of cloth MALTA & MOSAMBI A variety of Orange MED. Medium MG. Milligram MMCFT. Million cubic feet MN. Million M/o. Ministry of MTR. Meter MT. Metric Ton ML. Milliliter NES. Not else where specified NO. Number NR. Not reported N.S. Not specified PKT. Packet PC. Piece QLTY. Quality QTY. Quantity RASGULLA A form of sweetmeat R.P.M. Revolution per minute RS. Rupees SAMOSA A form of patty SHAL. Shalwar SHEESHAM A variety of sup. Qty. Wood. Sq. Square SQM. Square meter SUP. Superior STND. Standard SQFT. Square feet SYN. Synthetic THNO. Thousand number TAB. Table TANDOORI Oven-Baked TKT. Ticket TL. Tube light TOTA. Broken rice UNI. Uniform Urd. Urdu VEG. Vegetable W. Watt</p>	<p>One Metric Ton 2004 Lbs. 1000 Kgs One Ton 1.0160 M.Tons (2240 Lbs.) 27.22 Maunds 1016.04 Kgs. 1.0610 M. Tons 20 Hundred weight One Pound 0.4536 Kg. 16 Oz. 0.4861 Seer One Ounce 28.35 Gms. One Kilogram 2.2046 Lbs. 0.0197 Hundred weight 0.0268 Maund 1.0717 Seers One Hundred weight (112 Lbs.) 50.8932 Kgs. 1.3610 Maunds One Gram 0.0857 Tola One Tonne 0.9842 Long Ton 1.1023 Short Ton One Bale (Cotton) 170.0971 Kilograms (375 Lbs.) 4.5571 Maunds</p>
LIQUID		
<p>One Imperial (Gallon) 4.5435 Ltrs. One Litre 0.2199 Imperial Gallon</p>		
LENGTH		
<p>One Mile 1.6093 Kms. 1760 Yards One Yard 0.9144 Meter One Foot 0.3048 Meter One Kilometer 0.6214 mile One Meter 1.0936 Yards One Square Mile 2.5899 Sq. Kilometer 640 Acres 258.9984 Hectares One Acre .4074 Hectare 4840 Sq. Yards. One Square Kilometer 0.3861 Sq. Mile 100 Hectares One Hectare 2.4711 Acres One Square Yards 0.8361 Sq. meter. One Cubic Meter 35.3147 Cubic feet</p>		

SELECTED PUBLICATIONS OF PAKISTAN BUREAU OF STATISTICS

01. Monthly Bulletin of Statistics
 02. Review of Foreign Trade
 03. Pakistan Statistical Pocket Book
 04. Pakistan Statistical Yearbook
 05. Foreign Trade Statistics of Pakistan Imports (two volumes)
 06. Foreign Trade Statistics of Pakistan Exports (one volume)
 07. Labour Force Survey
 08. Brochure of National Accounts
 09. Pakistan Demographic Survey
 10. Census of Manufacturing Industries
 11. Survey of Small Household Manufacturing Industries
 12. Rent Survey of Dwellings
 13. Socio Economic Indicators at District Level
(Punjab, Sindh, Khyber Pakhtoon Khwa & Balochistan)
 14. Census of Private Educational Institutions in Pakistan
 15. Census of Software Industry and related services of Pakistan
 16. Supply & Use Table of Pakistan
 17. Mechanized Road Transport Survey
 18. Survey of Private Recreational, Cultural & Entertainment Services
 19. Survey of Private Laundry, Dry Cleaning & Dyeing Services
 20. Survey of Private Medical, Dental & Other Health Services
 21. Survey of Private Educational Services
 22. Pakistan, 2000 – An Official Hand Book on Statistics
 23. 50 Years of Pakistan in Statistics (Four Volumes)
 24. Pakistan Social & Living Standard Measurement Survey National/Provincial
 25. Household Integrated Economic Survey (HIES) National/Provincial
-

**SALE CENTERS WHERE PAKISTAN BUREAU OF STATISTICS
PUBLICATIONS ARE AVAILABLE**

ISLAMABAD

6 – Mauve Area, G-8/4.
Taleemi Chowk
Phone # 051 - 926 11 25
051 - 226 13 72

RAWALPINDI

NBF Book Shop
178-B, Sarwar Road,
Rawalpindi Cantt.
Phone # 051 – 927 25 30

WAH CANTT

NBF Book Shop
Central Library Premises
Phone # 051- 931 40 04

LAHORE

NBF Book Shop
56/57 Shadman Colony,
Shadman Market,
Phone # 042 – 755 01 61 &
753 03 29
Fax # 042 – 758 77 35

FAISALABAD

NBF Book Shop
Shop No.10,
Hashmi Hall Shopping Centre,
University of Agriculture,
Phone # 041 – 264 81 79

MULTAN

NBF Book Shop
Plot # 4-5-6, M.D.A. Road,
Near Multan Art Council
Phone # 061 – 920 12 81

BAHAWALPUR

NBF Book Shop
Quaid-e-Azam Medical College,
Near Library.
Cell # 0301 – 724 76 13

PESHAWAR

NBF Book Shop
Phase-V, Sector B-2,
Plot No.36-37,
Hayatabad.
Phone # 091 – 589 27 44
921 72 73
Fax # 091 921 72 73

NBF Book Shop

48/D, F-6, Jamrud Road,
University Town,
Phone # 091 – 921 69 03
Fax # 091 – 921 69 04

BANNU

Old Municipal Library Premises,
Near to Qazi Muhib Stadium,
Cell # 0346 – 915 50 18

KOHAT

3rd Block, 1st Floor,
Distt. Govt. Complex

D.I. KHAN

NBF Book Shop
C/o. Executive Distt. Officer,
Literacy, Sports and Education,
Phone # 0961 – 928 01 29

ABBOTABAD

Public Library
1st Floor, Jalal Baba Auditorium,
Phone # 0992 – 931 02 91

KARACHI

National Book Foundation
(Regional Office)
Liaquat Memorial Library Premises,
Ground Floor, Stadium Road,
Phone # 021– 923 18 06 & 923 10 88
Fax # 923 10 89

HYDERABAD

NBF Book Shop
GOR Colony,
C-22, Latifabad No.1,
Phone # 022 – 931 08 92

JAMSHORO

Shop No.14, Liaquat University of
Medical & Health Science

NAWABSHAH

M.H. Khawaja DC High School,
Opp. NMC Hospital Road
Cell # 0301 – 389 58 46

SUKKUR

Public Library
Old Sukkur,
Phone # 071 – 562 51 03

LARKANA

NBF Book Shop
Chandka Medical College
Main Gate
Phone # 0741-941 02 29

JACOBABAD

Red Crescent Building,
Near T.B. Hospital
Phone # 0722 – 65 08 17

QUETTA

NBF Book Shop
3-7/5, Faiz Muhammad Road,
Phone # 081 - 920 15 70
Fax # 081 - 920 18 69

**PUBLISHED ON BEHALF OF NATIONAL BOOK FOUNDATION
PRINTED AT REPRODUCTION & PRINTING UNIT, PBS, KARACHI**