




MONTHLY BULLETIN OF STATISTICS




January

2015

**Government of Pakistan
Statistics Division
Pakistan Bureau of Statistics**



MONTHLY BULLETIN OF STATISTICS



January

2015

**Government of Pakistan
Statistics Division
Pakistan Bureau of Statistics**

Price Rs. 600.00

P R E F A C E

The Bulletin of Statistics, Monthly Publication of the Pakistan Bureau of Statistics provide important statistics in respect of social, economic and financial sectors of the economy at aggregate as well as sectoral levels. The Bulletin contains data relating to Population, National Accounts, Agriculture, Manufacturing, Prices, Balance of Payments, Public Finance, Education, Energy & Mining, Foreign Economic Assistance, Foreign Trade, Health, Insurance, Labour, Transport & Communication, Social & Culture ect. It also provides different types of indices on agriculture, manufacturing, prices, trade and labour productivity. Charts and graphs have also been provided to selected tables to make the data readily intelligible.

2. The Bulletin contains data on monthly and in some instances on annual basis. The annual data series are on fiscal year basis i.e. from July to June unless otherwise specified. Monthly data series of trade and industry are published with a time lag of 45 days required for data collection, compilation, cleaning, processing, tabulating and printing. Figures may not add up to the totals owing to rounding. Statistics that are compiled in the Pakistan Bureau of Statistics are presented without citation whereas those compiled by other agencies carry a source note below the tables.

3. Efforts have been made to produce this Bulletin as a comprehensive, informative and useful document for decision makers, researchers, planners, economists and other groups of beneficiaries. It is hoped that the users will find this Bulletin useful.

4. Suggestions for further improvement will be highly appreciated and welcomed.

ASIF BAJWA
Chief Statistician

Syed Khurshid Alam Bokhari

Secretary

Government of Pakistan
Ministry of Finance, Economic Affairs, Revenue,
Statistics & Privatization,
Statistics Division

Statistics House
21-Mauve Area,
G-9/1, Islamabad.

Tel : 051-9106500
Fax: 051-9106502
E-mail: secretary@pbs.gov.pk

Asif Bajwa

Chief Statistician
Government of Pakistan
Pakistan Bureau of Statistics

Statistics House
21-Mauve Area,
G-9/1, Islamabad.

Tel : 051-9106514 - 051-9106515
Fax: 051-9106561
E-mail: pbs@pbs.gov.pk

**PAKISTAN BUREAU OF STATISTICS
STATISTICS HOUSE, 21-MAUVE AREA
G-9/1 - ISLAMABAD
Website: www.pbs.gov.pk**

		<u>Office</u>	<u>Residence</u>
Mr. Munir Ahmed Aslam	Deputy Director General	051-9106555 Fax:051-9106556	051-4447403 051-2275892
Dr. Bahrawar Jan	Deputy Director General	051-9106550 Fax:051-9106577	051-9101294
Mr. Ayazuddin	Deputy Director General	051-9106552	051-9242232
Mr. Ismail Khan	Deputy Director General	051-9106556	051-9101162
Mr. Mumtaz-ud-Din	Director	051-9106570	051-2822630
Mr. Ghulam Muhammad	Director	051-9106559	051-4448702
Mr. Muhammad Akram Assi	Director	051-9106573	051-2101198
Mr. Fazil Mehmood Baig	Director	051-9106575	0333-5159850
Mr. Shuakat Ali Khan	Director	051-9106557	--
Mr. Attiq-ur-Rehman	Director	051-9106553	0346-9579700
Mr. Munwar Ali Ghanghro	Director	051-9106554	0333-7145366
Mrs. Rabia Awan	Director	051-9106581	051-4444696

TRAINING WING

Mr. Innocent Dilbar Feroz	Director	051-9205390 Fax:051-9205390	--
---------------------------	----------	--------------------------------	----

**PAKISTAN BUREAU OF STATISTICS
1-B, SINDHI MUSLIM COOPERATIVE HOUSING SOCIETY
KARACHI – 74400
E-mail: khifbs@khi.comsats.net.pk**

Mr. Iqbal Ahmed Bablani	Provincial Census Commissioner	Ph: 021-34523819 021-34526500 Fax:021-34523004	021-99250900
Mr. Farooq Ahmed	Joint Census Commissioner	Ph:021-34559615 Fax:021-34545031	--
Mr. Muhammad Ali Shaikh	Director	021-34384281	--
Mrs. Farhat Moosa	Director	021-34554436	021-34984687
Ms. Rana Sami	Director	0333-2826376	021-36672794

**PAKISTAN BUREAU OF STATISTICS
USAID BUILDING GURU MANGAT ROAD
GULBERG-III, LAHORE
E-mail: lhrfbs@lhr.comsats.net.pk**

Mr. Rana Iqbal	Director	042-99263267 Fax:042-99263267	--
----------------	----------	----------------------------------	----

(Regional Office) LAHORE

Mr. Muhammad Shahid	Chief Statistical Officer	042-99263266 Fax:042-99263266	0345-4169987
---------------------	---------------------------	----------------------------------	--------------

(Regional Office) KARACHI

Mr. Khalid Rauf Shaikh	Chief Statistical Officer	021-34557933 Fax:021-34557933	0308-2768316
------------------------	---------------------------	----------------------------------	--------------

(Regional Office) PESHAWAR

Mr. Sher Rahman	Chief Statistical Officer	091-9213097 Fax:091-9213098	0333-9365032
-----------------	---------------------------	--------------------------------	--------------

(Regional Office) QUETTA

Mr. Ghulam Rasool	Chief Statistical Officer	081-9239804 Fax:081-9239804	--
-------------------	---------------------------	--------------------------------	----

(Presentation, Reproduction & Printing) KARACHI

Mr. Shakeel Qadeer	Chief System Analyst (Printing)	021-34388435	021-35836029
Ms. Azra Khatoon	Deputy Census Commissioner (Publication)	021-34384296	--

CONTENTS

**	KEY INDICATORS	III
1.	BALANCE OF PAYMENT	
1.1	Country wise Workers Remittances	01
1.2	Month wise Workers Remittances	04
1.3	Exchange Rates Pak. Rupees in Terms of one Unit of Foreign Currency	05
2.	CLIMATE	
2.1	Temperature at Selected Stations	07
2.2	Rainfall at Selected Stations	09
3.	ENERGY & MINING	
3.1	Production of Crude Oil	11
3.2	Production of Natural Gas	14
3.3	Company Wise Production of Crude Oil and Natural Gas	18
3.4	Province Wise Production of Crude Oil and Natural Gas	18
3.5	Production of Crude Oil, Natural Gas and Electricity	19
3.6	Mineral Production	20
4.	HEALTH	
4.1(a)	Monthly Immunization Coverage Number of Doses Administered (0-11 month) Children	23
4.1(b)	Monthly Immunization Coverage Number of Doses Administered (12-23 months) Children	24
4.1(c)	Monthly Immunization Coverage Number of T.T Doses Administered to Women	25
4.2	Monthly Report of HIV Treatment Centre	26
4.3(a)	Registered Veterinary Medical Practitioner with PVMC	27
4.3(b)	Registered Animal Husbandry Graduate with PVMC	27
4.4	Tuberculosis Report (FTI)	28
5.	MANUFACTURING	
5.1	Quantum Index Numbers of Large-scale Manufacturing Industries	29
5.2	Production of Manufacturing Items	31
6.	MONEY & CREDIT	
6.1	Reserve Money	45
7.	PRICE	
7.1	Price Indices (General) with Percentage Change	49
7.2	Combined Sensitive Price Indicator (SPI) by Quantile	50
7.3	Combined Consumer Price Index Numbers by Commodity Groups	51
7.4	Consumer Price Index Numbers by Major Groups and Selected Commodities	52
7.5	Combined Consumer Price Index Numbers by Quantile and Major Commodity Groups	54
7.6	Combined Consumer Price Index Numbers by Quantile, Major Commodity Group for Selected Cities	55
7.7	Combined Consumer Price Index Numbers by Income Group/City and Commodity Group for all Centres Covered in CPI	58
7.8	Index Numbers of Wholesale Prices by Commodity Groups	59
7.9	Index Numbers of Wholesale Prices by Commodities	60
7.10	Intercity Wholesale Prices of Selected Commodities	70
7.11	Intercity Consumer Prices	118

Contd.

8.	PUBLIC FINANCE	
8.1	Customs Revenue Receipts	175
9.	SOCIAL	
9.1	Data on Traffic Accidents	179
9.2	Data on Telecommunication	182
9.3	Visitors at Archaeological Museums in Pakistan	183
9.4	Visitors at Heritage Sites in Pakistan	184
10.	TRADE	
10.1	Value of Foreign Trade	185
10.2	Exports by Commodity/Group	186
10.3	Imports by Commodity/Group	188
10.4	Exports of Selected Commodities in Dollars	189
10.5	Exports of Selected Commodities in Rupees	191
10.6	Imports of Selected Commodities in Dollars	193
10.7	Imports of Selected Commodities in Rupees	195
10.8	Exports by Economic Categories (Summary)	197
10.9	Exports by Economic Categories (Details)	198
10.10	Imports by Economic Categories (Summary)	199
10.11	Imports by Economic Categories (Details)	200
10.12	Exports by Areas and Countries/Territories	284
10.13	Re-exports by Areas and Countries/Territories	288
10.14	Imports by Areas and Countries/Territories	290
10.15	Re-imports by Areas and Countries/Territories	294
10.16	Annual and Quarterly Terms of Trade and Unit Value Indices of Exports and Imports (1990-91=100)	296
10.17	Index Numbers of Unit Value of Exports by Groups (1990-91=100)	297
10.18	Index numbers of unit value of imports by groups (1990-91=100)	298
10.19	Index Numbers of Quantum of Exports by Groups (1990-91=100)	299
10.20	Index Numbers of Quantum of Imports by Groups (1990-91=100)	300
10.21	Trade in Services (Summary)	301
10.22	Export of Services by Sector (Detail) Monthly	302
10.23	Export of Services by Sector (Detail) (Cumulative)	304
10.24	Import of Services by Sector (Detail) Monthly	306
10.25	Import of Services by Sector (Detail) (Cumulative)	308

Regional and Field Offices of Pakistan Bureau of Statistics

Symbols, Abbreviations and Conversions

Selected Publications of Pakistan Bureau of Statistics

Sale Centres where PBS Publications are available

KEY INDICATORS

YEARLY

ECONOMIC INDICATORS

(2013- 2014)

1	Inflation	8.66%
2	Balance of Trade	(-) \$ 19.963 billion
3	Value of Exports	\$ 25.110 billion
4	Value of Imports	\$ 45.073 billion
5	Total Workers Remittances	Rs.15832.25 million
6	Reserve Money	Rs.2861256 million
7	Currency in Circulation	Rs.2177873 million
8	Consumer Price Index (CPI with Base 2007-2008)	189.58%
9	Agricultural Sector Growth	2.12%
10	Industrial Sector Growth	5.84%
11	Services Sector Growth	4.29%
12	GDP Growth Rate at Constant Basic Prices (Real)	4.14%
13	GNI Growth Rate at Constant Prices	5.78%
14	Per Capita Income	\$ 1387
15	Large Scale Manufacturing Sector (LSMI) Growth	3.92%
16	Quantum Index Number (LSMI with Base 2005-2006)	121.60
17	Imports Duty	Rs.233783.87 million
18	Exports Duty	Rs.475.78 million
19	Foreign Exchange Reserves	\$ 10047 million
20 *	Overall Balance of Payment Surplus/Deficit	\$ -3843 million

SOCIAL INDICATORS

1 **	Population (2014)	188.02 million
	Male	97.16 million
	Female	90.86 million
2	Natural Growth Rate (PDS- 2007)	1.88%
3 **	Population Growth Rate (2014)	1.95%
4	Dependency Ratio (PDS-2007)	81.5
5 ***	Mean Size of Household (2012-13)	6.3

* BOP as per BPM6 in million USD.

** Economic Survey

*** PSLM Survey

IV

MONTHLY
ECONOMIC INDICATORS

November, 2014

1	Value of Exports	\$ 1958.104 million
2	Value of Imports	\$ 3597.841 million
3	Balance of Trade	(-)\$ 1639.737 million
4	Exports Duty	Rs.35.93 million
5	Imports Duty	Rs.21421.55 million

December, 2014

1	Growth in Quantum Index Manufacturing (LSMI)	2.35%
2	Quantum Index of Manufacturing (LSMI with Base 2005-2006)	137.35
3	Consumer Price Index (CPI with Base 2007-08)	196.79
4	Wholesale Price Index (WPI with Base 2007-08)	208.25
5	Sensitive Price Indicator (SPI with Base 2007-08)	203.70
6	Growth Rate	
	A. CPI	-1.01%
	B. WPI	-1.89%
	C. SPI	-1.52%
7	Reserve Money	Rs.2781284 million
8	Currency in Circulation	Rs.2301599 million
9	Exchange Rate of Pak Rupees in terms of one unit US Dollar	1 \$ =Rs.100.8233
10	Country Wise Workers Remittances(including Hajj & War Compensation)	1583.23

Source: i) Pakistan Bureau of Statistics.
ii) State Bank of Pakistan.
iii) Economic Survey of Pakistan.

1. BALANCE OF PAYMENT

1.1 Country Wise Workers Remittances (Including Hajj and War Compensation)

(Provisional)
(Million US Dollars)

Item	Dec, 2013	Jan, 2014	Feb, 2014	Mar, 2014
I. Cash	1384.71	1245.97	1209.54	1337.25
1 USA	223.96	193.09	184.59	194.82
2 UK	177.09	169.67	156.23	166.46
3 Saudi Arabia	410.01	393.27	368.73	425.53
4 UAE	275.12	214.21	240.37	262.00
Dubai	139.92	95.14	117.39	132.08
Abu Dhabi	131.24	115.94	120.00	126.44
Sharjah	3.87	3.01	2.81	3.35
Other	0.09	0.12	0.17	0.13
5 Other GCC Countries	165.05	151.09	144.92	164.03
Bahrain	24.86	25.18	23.22	30.33
Kwait	61.72	54.54	52.40	58.95
Qatar	29.80	25.73	25.96	27.76
Oman	48.67	45.64	43.34	46.99
6 EU Countries	37.43	34.65	32.79	34.93
Germany	8.28	7.28	6.20	7.40
France	2.71	2.49	2.67	2.68
Netherland	0.27	0.39	0.28	0.40
Spain	7.09	6.58	5.80	5.60
Italy	2.85	2.22	2.48	2.57
Greece	1.08	1.03	1.04	1.17
Sweden	1.39	1.40	0.95	1.17
Denmark	1.89	1.76	1.66	1.62
Ireland	11.64	11.24	11.46	12.05
Belgium	0.23	0.26	0.25	0.27
7 Norway	2.50	2.54	2.25	2.22
8 Switzerland	2.62	2.17	2.41	1.98
9 Australia	12.54	11.77	12.39	11.47
10 Canada	12.15	12.49	11.37	10.91
11 Japan	0.53	0.79	0.61	0.75
12 Other Countries	65.71	60.23	52.88	62.15
II. Encashment and Profit in Pak. Rs. Of Foreign Exchange Bearer Certificates(FEBCs) and Foreign Currency Bearer Certificate(FCBCs)	0.00	0.00	0.00	0.00
TOTAL (I + II)	1384.71	1245.97	1209.54	1337.25

Contd.

**1.1 Country Wise Workers Remittances
(Including Hajj and War Compensation)**

(Provisional)
(Million US Dollars)

Item	Apr, 2014	May, 2014	Jun, 2014	Jul, 2014
I. Cash	1311.83	1438.36	1499.28	1649.39
1 USA	206.15	214.74	222.34	257.08
2 UK	166.07	181.04	200.82	247.96
3 Saudi Arabia	415.09	451.14	471.88	454.47
4 UAE	233.97	290.91	295.63	352.89
Dubai	107.00	148.90	153.31	174.65
Abu Dhabi	124.17	138.79	138.66	174.57
Sharjah	2.68	3.07	3.57	3.56
Other	0.12	0.15	0.09	0.11
5 Other GCC Countries	169.67	164.01	168.62	179.76
Bahrain	35.60	28.79	23.83	30.00
Kawait	56.57	58.02	65.12	65.83
Qatar	28.50	26.80	27.84	29.28
Oman	49.00	50.40	51.83	54.65
6 EU Countries	36.37	39.06	37.42	44.32
Germany	7.03	8.55	6.45	7.69
France	2.83	2.74	2.62	3.09
Netherland	0.42	0.33	0.31	0.39
Spain	5.74	6.60	7.36	8.47
Italy	2.66	2.83	3.08	3.80
Greece	1.27	1.37	1.46	1.70
Sweden	1.14	1.12	1.10	1.36
Denmark	1.89	1.79	1.81	2.17
Ireland	13.09	13.34	12.86	15.17
Belgium	0.30	0.39	0.37	0.48
7 Norway	2.07	2.49	3.12	3.47
8 Switzerland	2.29	2.59	1.92	2.47
9 Australia	14.18	14.66	14.84	17.58
10 Canada	11.72	12.53	12.64	18.00
11 Japan	0.65	0.74	1.02	0.73
12 Other Countries	53.60	64.45	69.03	70.66
II. Encashment and Profit in Pak. Rs. Of Foreign Exchange Bearer Certificates(FEBCs) and Foreign Currency Bearer Certificate(FCBCs)	0.00	0.00	0.00	0.00
TOTAL (I + II)	1311.83	1438.36	1499.28	1328.71

Contd.

1.1 Country Wise Workers Remittances (Including Hajj and War Compensation)

(Provisional)
(Million US Dollars)

Item	Aug, 2014	Sep, 2014	Oct, 2014	Nov, 2014	Dec, 2014
I. Cash	1328.71	1716.59	1383.13	1320.62	1583.23
1 USA	199.01	235.99	213.39	178.75	222.45
2 UK	172.71	218.38	185.55	156.66	188.34
3 Saudi Arabia	396.90	495.63	374.65	429.09	499.08
4 UAE	284.90	394.10	318.59	271.17	352.37
Dubai	150.91	210.42	174.40	141.57	176.55
Abu Dhabi	129.35	175.10	138.42	125.08	169.90
Sharjah	4.35	8.47	5.68	4.46	5.84
Other	0.11	0.11	0.09	0.06	0.08
5 Other GCC Countries	152.17	213.11	153.09	150.51	189.22
Bahrain	25.63	34.87	28.61	25.71	32.48
Kawait	57.89	76.88	54.58	55.56	67.68
Qatar	21.97	37.08	23.23	21.99	28.93
Oman	46.68	64.28	46.67	47.25	60.13
6 EU Countries	33.14	34.05	30.28	24.29	30.34
Germany	6.44	7.53	6.70	6.09	8.02
France	2.54	2.71	2.86	1.84	2.00
Netherland	0.28	0.31	0.27	0.21	0.25
Spain	5.93	3.90	3.23	2.90	3.27
Italy	3.19	3.02	2.51	2.06	2.40
Greece	1.27	1.51	1.25	1.22	1.24
Sweden	1.09	1.20	1.10	0.82	0.94
Denmark	1.77	1.65	0.84	0.61	0.86
Ireland	10.20	11.83	11.03	8.26	11.02
Belgium	0.43	0.39	0.49	0.28	0.34
7 Norway	2.41	3.18	2.49	1.96	2.16
8 Switzerland	2.13	2.63	4.11	1.85	2.69
9 Australia	14.63	15.86	14.32	11.71	15.68
10 Canada	11.52	24.38	14.94	12.58	12.93
11 Japan	0.57	0.83	0.63	0.47	0.60
12 Other Countries	58.62	78.45	71.09	81.58	67.37
II. Encashment and Profit in Pak. Rs. of Foreign Exchange Bearer Certificates(FEBCs) and Foreign Currency Bearer Certificate(FCBCs)	0.00	0.00	0.00	0.00	0.00
TOTAL (I + II)	1328.71	1716.59	1383.13	1320.62	1583.23

Note: Item has been revised / extended by the State Bank of Pakistan.

Source: State Bank of Pakistan.

1.2 Month Wise Workers Remittances

(Million US \$)

Monthly Cash Inflow (Including Foreign Exchange Bearer Certificates & Foreign Currency Bearer Certificates)	2013-2014	2012-2013	YOY growth (percent)	
			2013-14	2012-13
Jul, 2013	1404.39	1204.71	16.57	9.89
Aug, 2013	1240.14	1258.98	-1.50	-3.93
Sep, 2013	1283.41	1135.42	13.03	27.52
Oct, 2013	1347.67	1365.10	-1.28	34.11
Nov, 2013	1129.70	1017.83	10.99	10.05
Dec, 2013	1384.71	1134.70	22.03	4.55
Jan, 2014	1245.97	1089.64	14.35	-1.89
Feb, 2014	1209.54	1028.38	17.62	-11.10
Mar, 2014	1337.25	1119.15	19.49	-2.10
Apr, 2014	1311.83	1215.90	7.89	6.56
May, 2014	1438.36	1185.65	21.31	-0.54
Jun, 2014	1499.28	1166.19	28.56	4.36
Monthly average for period Jul, 2013-Jun, 2014	1319.35	1160.14	13.72	5.57
Monthly Cash Inflow (Including Foreign Exchange Bearer Certificates & Foreign Currency Bearer Certificates)	2014-2015	2013-2014	YOY growth (percent)	
			2014-15	2013-14
July, 2014	1649.39	1404.69	17.42	16.60
Aug, 2014	1328.71	1240.14	7.14	-1.50
Sep, 2014	1716.59	1284.22	33.67	13.11
October, 2014	1383.13	1348.03	2.60	-1.25
November, 2014	1,320.62	1,130.41	16.83	11.06
December, 2014	1,583.23	1,384.94	14.32	22.05
July- December , 2014	8,981.67	7,792.43	15.26	9.49
Monthly average for period July -Dec 2014	1,496.95	1,298.74	15.26	9.49

Source: State Bank of Pakistan.

1.3 Exchange Rates Pak. Rupees in Terms of One Unit of Foreign Currency

S. No.	Country/ Organization	Currency	Dec. 2013	Jan. 2014	Feb. 2014	Mar. 2014	Apr. 2014	May 2014
1	Australia	Dollar	96.0729	93.2613	94.2009	90.6857	90.7979	91.7598
2	Bahrain	Dinar	283.8701	279.7241	278.7992	265.1355	258.9241	261.7292
3	Canada	Dollar	100.5681	96.4223	95.0596	90.0225	88.6796	90.5474
4	China	Yuan	17.6120	17.4108	17.2685	16.1882	15.6531	15.7929
5	Denmark	Krone	19.6377	19.2378	19.2317	18.5207	18.0304	18.1428
6	E.M.U.	Euro	146.4302	143.4783	143.4432	138.1241	134.5193	145.3693
7	Hong Kong	Dollar	13.8002	13.5863	13.5414	12.8843	12.5762	12.7174
8	I.M.F.	SDR	164.8406	162.0227	161.9983	154.9027	151.1245	152.7428
9	India	Rupee	1.7310	1.6999	1.6901	1.6407	1.6179	1.6618
10	Japan	Yen	1.0336	1.0130	1.0286	0.9772	0.9507	0.9682
11	Kuwait	Dinar	378.7035	373.1346	372.4646	355.1901	346.7845	350.5609
12	Malaysia	Ringgit	32.9218	31.8574	31.7290	30.4454	29.9075	30.5113
13	Newzeland	Dollar	87.9384	87.1359	87.0799	85.1932	83.9800	84.8648
14	Norway	Krone	17.4305	17.1153	17.1654	16.6606	16.3013	16.5906
15	Oman	Riyal	277.9719	273.9097	273.0035	259.6259	253.5559	256.3050
16	Qatar	Riyal	29.4071	28.9746	28.8794	27.4690	26.8231	27.1080
17	Singapore	Dollar	84.9709	82.7815	82.9418	78.8879	77.6694	78.7566
18	Sweden	Krona	16.3485	16.2610	16.1716	15.6037	14.9075	15.0044
19	Switzerland	Franc	119.5790	116.5401	117.4797	113.5311	110.3955	110.9855
20	Saudi Arabia	Riyal	28.5333	28.1060	28.0151	26.6656	26.0031	26.2872
21	U.A.E.	Dirham	29.1336	28.6979	28.6036	27.2225	26.5481	26.8420
22	U.K.	Sterling (Pound)	175.0838	173.5253	173.9179	166.1010	163.0982	166.0195
23	U.S.A.	Dollar	106.9710	105.3857	105.0605	99.9777	97.4928	98.5947

Contd.

1.3 Exchange Rates Pak. Rupees in Terms of One Unit of Foreign Currency

S. No.	Country/ Organization	Currency	Jun. 2014	Jul. 2014	Aug. 2014	Sep. 2014	oct, 2014	Nov, 2014	Dec, 2014
1	Australia	Dollar	92.1739	92.6105	93.1544	92.7943	90.2264	87.9250	83.1334
2	Bahrain	Dinar	261.2900	261.8930	266.0866	271.8155	272.8432	270.1091	267.5589
3	Canada	Dollar	90.8801	92.0946	91.6475	93.0727	91.6443	89.8610	87.4636
4	China	Yuan	15.7856	15.8840	16.2515	16.6639	16.7696	16.6038	16.2792
5	Denmark	Krone	17.9406	17.9355	17.8815	17.7605	17.5258	17.0685	16.7028
6	E.M.U.	Euro	133.7878	133.7113	133.2126	132.1073	130.4007	126.9196	124.2046
7	Hong Kong	Dollar	12.6985	12.7245	12.9217	13.2087	13.2472	13.1275	13.0020
8	I.M.F.	SDR	151.9282	152.2646	153.0040	153.7461	152.8985	149.7642	147.0766
9	India	Rupee	1.6505	1.6447	1.6466	1.6844	1.6755	1.6563	1.6101
10	Japan	Yen	0.9645	0.9704	0.9720	0.9549	0.9531	0.8741	0.8449
11	Kuwait	Dinar	349.5088	349.9097	353.6401	357.7824	356.2795	350.1075	345.5934
12	Malaysia	Ringgit	30.5613	30.9624	31.5156	31.8403	31.4291	30.4018	28.9648
13	Newzeland	Dollar	84.8537	85.9952	84.3928	83.5295	81.0694	79.7754	78.2086
14	Norway	Krone	16.3080	15.9290	16.1499	16.1540	15.6933	14.9430	13.8512
15	Oman	Riyal	255.8793	256.4505	260.5614	266.1697	267.1820	264.5024	262.0115
16	Qatar	Riyal	27.0735	27.1242	27.5627	28.1551	28.2558	27.9803	27.7192
17	Singapore	Dollar	78.6521	79.3490	80.1959	81.0648	80.7105	78.5090	76.6558
18	Sweden	Krona	14.7260	14.4839	14.5123	14.3815	14.2137	13.7339	13.2260
19	Switzerland	Franc	109.8656	110.0846	109.9802	109.4509	108.0606	105.5734	103.3284
20	Saudi Arabia	Riyal	26.2470	26.2976	26.7017	27.2987	27.3946	27.1324	26.8668
21	U.A.E.	Dirham	26.8017	26.8516	27.2560	27.8701	27.9786	27.7128	27.4498
22	U.K.	Sterling (Pound)	166.2752	168.5664	167.0683	166.9160	165.2493	160.3856	157.5266
23	U.S.A.	Dollar	98.4679	98.6543	100.0897	102.3424	102.7536	101.7874	100.8234

Note: Euro, a common currency of the 11 member countries of European Economic Monetary Union (EMU) was introduced with effect from 1st January, 1999.

2. CLIMATE

2.1 Temperature at Selected Stations

(In centigrade)

Stations	Murree		Rawalpindi/Islamabad		Jhelum		Lahore		Sargodha	
Height in meters above sea level	2167		507		232		213		187	
	Max.	Min.	Max.	Min.	Max.	Min.	Max.	Min.	Max.	Min.

Month:

Jul. 2013	N.R	N.R	N.R	N.R	N.R	N.R	N.R	N.R	N.R	N.R
Aug. 2013	22.2	16.00	31.8	23.7	33.4	25.5	32.9	24.8	35.5	27.7
Sep. 2013	21.7	14.3	32.1	21.6	35.0	23.5	35.1	24.4	36.8	25.7
Oct. 2013	20.2	11.7	30.5	17.0	32.9	19.8	32.1	20.5	33.4	22.0
Nov.2013	15.5	5.0	24.4	7.1	26.6	9.7	26.5	11.3	27.2	12.3
Dec.2013	12.2	1.3	20.6	3.7	21.8	5.8	20.9	7.3	21.7	8.3
Jul. 2014	23.6	16.8	34.9	24.9	36.4	26.6	36.5	26.4	37.3	28.0
Aug. 2014	23.8	15.6	33.9	23.2	35.9	25.1	36.2	25.9	36.7	27.1
Sep. 2014	22.0	13.1	31.6	21.1	33.4	23.8	32.9	25.2	31.3	18.9
Oct. 2014	19.4	10.4	28.7	15.9	31.4	18.1	31.8	19.4	32.5	20.2
Nov. 2014	17.1	6.9	25.0	7.1	27.1	9.8	26.5	13.0	27.0	12.4
Dec. 2014	12.9	0.8	20.8	3.8	20.8	-4.9	18.6	7.5	18.6	5.5

Stations	Faisalabad		Multan		Bahawalpur		Hyderabad		Nawabshah	
Height in meters above sea level	183		122		116		40		37	
	Max.	Min.	Max.	Min.	Max.	Min.	Max.	Min.	Max.	Min.

Month:

Jul. 2013	N.R	N.R	N.R	N.R	N.R	N.R	37.6	27.0	41.1	28.3
Aug. 2013	35.9	27.3	37.1	28.1	37.3	27.6	34.9	25.6	38.6	26.8
Sep. 2013	36.9	25.3	37.1	26.8	37.2	25.5	37.0	25.7	39.8	25.3
Oct. 2013	33.8	21.1	34.5	22.9	35.3	21.7	29.5	24.5	38.5	22.7
Nov. 2013	26.5	10.8	27.3	13.1	28.7	12.8	30.6	17.3	31.4	13.7
Dec. 2013	21.5	7.1	21.7	8.1	22.9	8.5	25.8	12.4	26.2	8.6
Jul. 2014	38.0	27.7	38.9	29.4	39.6	29.4	37.6	27.3	41.8	28.0
Aug. 2014	37.8	27.1	38.3	28.2	32.8	27.0	36.2	26.1	39.5	27.1
Sep. 2014	34.1	24.5	36.3	26.1	36.1	25.6	36.4	25.0	39.4	25.2
Oct. 2014	31.8	19.4	32.7	21.3	33.8	20.1	36.6	22.2	38.1	19.9
Nov. 2014	26.5	10.8	27.7	12.7	29.4	12.7	32.0	18.4	32.4	14.5
Dec. 2014	18.7	5.4	19.4	6.9	21.1	7.2	25.4	12.1	25.7	8.3

Contd.

2.1 Temperature at Selected Stations

(In centigrade)

Stations	Jacobabad		Karachi A.P.		Peshawar		D.I.Khan		Saidu Sharif		Gilgit	
Height in meters above sea level	55		21		359		173		961		1459	
	Max.	Min.	Max.	Min.	Max.	Min.	Max.	Min.	Max.	Min.	Max.	Min.

Month:

Jul. 2013	40.9	30.0	33.5	28.1	N.R	N.R	N.R	N.R	N.R	N.R	N.R	N.R
Aug. 2013	36.2	28.4	32.1	26.7	26.2	34.7	37.5	25.6	31.5	21.6	33.9	18.4
Sep. 2013	36.4	24.8	33.0	25.5	34.6	24.7	37.8	23.5	31.5	18.8	31.6	12.5
Oct. 2013	35.7	23.2	34.5	24.7	31.0	20.0	33.8	19.2	27.8	14.8	28.4	7.8
Nov.2013	29.6	14.9	32.5	18.1	23.7	10.6	26.9	10.1	19.9	6.0	18.1	0.5
Dec.2013	25.0	9.0	28.9	13.0	20.4	7.0	21.9	6.0	17.1	3.6	13.2	-2.0

Jul. 2014	41.1	29.1	34.0	28.3	36.7	27.3	38.8	25.6	35.6	23.8	35.7	18.3
Aug. 2014	38.0	26.9	33.7	27.0	36.2	25.6	38.4	25.1	33.5	21.6	34.1	16.9
Sep. 2014	36.9	25.4	33.8	26.8	34.8	29.4	37.1	23.3	32.4	19.0	29.9	12.7
Oct. 2014	34.9	20.0	33.6	23.3	28.9	18.1	32.8	17.9	26.5	13.3	24.6	8.7
Nov.2014	30.1	12.9	32.9	19.5	N.R	N.R	27.8	8.7	21.2	6.2	18.5	0.7
Dec. 2014	23.5	7.4	28.5	13.3	20.8	4.9	19.5	3.0	17.0	2.1	12.6	-3.8

Stations	Quetta (Samungli)		Zhub (Fortsandeman)		Khuzdar		Punjur		Dalbadin	
Height in meters above sea level	1600		1405		1231		980		848	
	Max.	Min.	Max.	Min.	Max.	Min.	Max.	Min.	Max.	Min.

Month:

Jul. 2013	N.R	N.R	N.R	N.R	N.R	N.R	41.0	26.0	N.R	N.R
Aug. 2013	34.2	18.4	34.6	22.3	33.6	20.1	38.0	23.2	N.R	N.R
Sep. 2013	N.R	N.R	N.R	N.R	N.R	N.R	N.R	N.R	N.R	N.R
Oct. 2013	N.R	N.R	28.6	15.5	31.4	19.3	34.0	18.0	N.R	N.R
Nov.2013	19.0	1.9	24.5	2.5	23.4	12.5	25.2	10.1	34.5	3.5
Dec.2013	14.4	3.8	16.8	1.2	19.3	6.3	19.0	4.3	19.3	2.3

Jul. 2014	37.5	22.0	38.0	25.1	39.2	26.2	40.0	27.0	44.0	24.1
Aug. 2014	35.7	20.1	36.0	22.5	36.0	23.7	38.3	25.2	42.8	23.6
Sep. 2014	33.0	16.1	36.1	21.1	32.7	20.6	36.0	22.0	41.0	20.5
Oct. 2014	27.1	10.2	28.6	13.8	31.0	17.3	36.0	17.1	35.0	16.0
Nov. 2014	19.1	5.0	21.8	4.9	24.9	12.0	22.2	12.0	26.4	7.4
Dec. 2014	14.8	-2.5	18.1	0.5	21.5	5.1	18.2	3.4	21.5	0.0

N.R = Not received

Source: Pakistan Meteorological Department, Karachi.

2.2 Rainfall at Selected Stations

(In millimeters)

Stations	Murree	Rawalpindi/ Islamabad	Jhelum	Lahore	Sargodha	Faisal- abad	Multan	Bahawal- pur	Hyder- abad	Nawab- shah	Jaco- abad
Height in meters above sea level	2167	507	232	213	187	183	122	116	40	37	55

Year/month

2010	1681.6	849.0	771.0	541.0	602.0	545.0	285.0	226.0	214.0	343.0	152.0
2011	1442.2	1079.0	748.0	903.0	710.0	544.0	180.0	164.0	404.1	309.0	293.3
2012	1515.0	1076.0	717.0	527.0	368.0	366.0	239.0	183.0	121.0	182.0	486.0
2013	1451.0	1732.0	924.0	1109.0	362.0	378.0	157.0	148.0	74.0	86.0	345.0
2014	1509.2	1139.8	939.3	800.6	401.3	401.8	247.3	67.9	25.4	69.7	21.3
Jul. 2013	N.R	N.R	N.R	N.R	N.R	N.R	N.R	N.R	2.5	7.5	0.0
Aug. 2013	437.7	664.0	241.9	352.3	75.0	159.0	37.4	31.0	27.0	39.0	241.2
Sep. 2013	200.5	176.6	87.6	30.7	39.9	2.0	0.0	0.0	12.0	3.5	0.0
Oct. 2013	33.7	38.6	1.8	18.4	21.9	13.0	4.7	0.0	Nil	2.3	Nil
Nov. 2013	13.7	7.6	32.6	4.5	3.3	3.3	1.0	TR	0.0	0.0	0.0
Dec. 2013	1.2	3.0	0.2	7.0	Tr	0.0	0.0	0.0	0.0	0.0	0.0
Jul. 2014	288.3	73.0	123.3	43.4	120.7	52.0	71.0	18.3	14.0	1.3	0.0
Aug. 2014	140.2	208.4	158.4	56.7	97.8	15.0	26.0	4.0	1.2	11.4	4.0
Sep. 2014	301.6	444.0	240.0	451.2	12.0	234.5	3.0	4.7	0.0	0.0	0.0
Oct. 2014	41.0	23.0	54.8	0.8	25.6	6.8	23.0	4.0	3.2	Tr.	0.0
Nov. 2014	18.0	9.0	1.5	29.2	7.8	17.4	0.1	0.0	0.0	0.0	0.0
Dec. 2014	0.0	0.0	0.0	0.0	0.0	0.0	0.0	0.0	0.0	0.0	0.0

Contd.

2.2 Rainfall at Selected Stations

(In millimeters)

Stations	Karachi Airport	Pesha- war	D.I. Khan	Saidu Sharif	Gilgit	Quetta (Samungli)	Zhob (Fortsand- man)	Khuzdar	Punj- goor	Dalbadin
Height in meters above sea level	21	359	173	961	1459	1600	1405	1231	980	848

Year/month

2010	373.0	839.0	756.0	1465.1	214.6	102.0	279.0	159.0	54.0	20.0
2011	290.6	568.0	281.0	853.7	158.7	246.5	40.5	286.6	138.0	64.9
2012	152.0	480.0	450.0	803.0	110.0	410.0	47.0	167.0	33.0	160.0
2013	169.0	551.0	327.0	954.0	153.0	53.0	66.0	479.0	101.0	23.0
2014	30.7	326.3	249.7	658.1	78.2	97.0	173.7	201.9	61.8	17.3
Jul. 2013	5.1	N.R	N.R	N.R	N.R	N.R	N.R	N.R	0.0	N.R
Aug. 2013	105.4	63.0	5.7	314.1	47.6	29.0	38.0	187.5	26.0	N.R
Sep. 2013	4.0	1.0	26.0	56.6	14.4	N.R	N.R	N.R	N.R	N.R
Oct. 2013	1.2	48.0	28.5	45.7	1.5	N.R	Nil	Nil	Nil	N.R
Nov. 2013	0.0	36.0	7.0	33.3	14.0	4.0	7.5	13.5	11.6	11.0
Dec. 2013	0.0	1.0	0.3	1.2	0.0	0.0	0.0	0.0	0.0	0.0
Jul. 2014	1.1	54.0	59.0	69.1	21.1	0.0	15.2	44.7	0.8	1.3
Aug. 2014	9.9	54.0	2.7	94.4	17.0	0.0	8.0	21.8	0.0	0.0
Sep. 2014	1.4	4.0	4.2	71.9	22.4	0.0	22.0	0.0	0.0	0.0
Oct. 2014	0.0	46.0	8.0	96.2	33.7	0.0	2.5	0.0	0.0	0.0
Nov. 2014	4.6	1.0	6.0	4.0	3.8	6.0	9.5	0.0	0.0	0.0
Dec. 2014	0.0	0.0	0.0	0.0	0.0	0.0	0.0	0.0	0.0	0.0

Source: Pakistan Meteorological Department, Karachi.

N.R = Not received
 Tr. = Trace (Rainfall less than 0.1 mm)
 0.0 = No rainfall

3. ENERGY & MINING

3.1 Production of Crude Oil

							(Barrels)
S.NO	Field	Jul,14	Aug,14	Sep ,14	Oct,14	Nov,14	Cummulative Total From July 2014
PUNJAB							
1	ADHI	205611	201552	136735	202257	194250	940405
2	BALKASSAR	9960	10709	11178	11252	11588	54687
3	BELA	0	1011	85	0	0	1096
4	BHALSYEDAN	352	337	308	347	355	1699
5	BHANGALI	0	0	0	0	0	0
6	CHAK NAURANG	8215	8710	9040	8884	8720	43569
7	DAKHNI	27185	22015	12110	7220	29080	97610
8	DHODAK	1136	54	412	1201	1579	4382
9	DHULIAN	4916	4800	4330	4922	4649	23617
10	DHURNAL	3075	3093	3201	3281	3246	15896
11	Dommail	0	0	0	0	0	0
12	FIMKASSAR	3379	3379	3270	3379	3270	16677
13	HALINI	0	24914	28267	35269	40943	129393
14	JOYAMIR	1135	1267	766	0	0	3168
15	KAL	8041	7595	7581	3420	3801	30438
16	KHAUR	158	149	152	159	152	770
17	MEYAL	9501	9877	9079	10190	9381	48028
18	MINWAL	0	0	0	2037	2413	4450
19	MISSAKISWAL	666	926	940	1447	5496	9475
20	PARIWALI	15863	15830	15105	15861	14643	77302
21	PINDORI	8111	7598	7126	9059	10571	42465
22	RAJIAN	64350	55770	47265	60390	56850	284625
23	RATANA	18761	18131	16880	16809	15746	86327
24	RODHO SALSABIL	3645	3572	3396	3512	3441	17566
25	SADKAL	1358	1449	1400	1415	1350	6972
26	TOOT	10634	10288	9945	10330	9988	51185
27	TURKWAL	976	870	799	849	816	4310
28	GHAURI	40905	26035	11992	36500	29117	144549
	TOTAL	447933	439931	341362	449990	461445	2140661
SINDH							
1	AASSU	137074	129259	135284	140418	141459	683494
2	ADAM	5077	5329	4032	4867	4634	23939
3	ALI	433	635	195	212	262	1737
4	ALI ZAUR	0	0	0	0	0	0
5	BALUCH	11171	10920	3121	7060	6835	39107
6	BAQAR DEEP	0	0	0	0	0	0
7	BHATI / NAKURJI	11	2	77	3	10	103
8	BHIT	9087	9739	7624	10246	8279	44975
9	BIJORO	12118	9725	7833	6702	5251	41629
10	BILAL 1	0	0	0	0	0	0
11	BILAL NORTH	0	0	0	0	0	0
12	BOBI	37865	37670	28910	29615	35040	169100
13	BUKHARI	0	0	0	0	0	0
14	BUKHARI DEEP	70	39	0	0	0	109
15	BUZDAR UNIT	0	0	0	0	0	0
16	CHAK 2	8710	9560	5690	10280	11465	45705
17	CHAK 7A	1240	1240	1767	1895	1950	8092
18	DABHI (South)	2240	1943	1823	1977	1667	9650
19	DABHI (North)	4351	4069	3602	3865	3467	19354
20	DUPHRI	273	618	301	155	326	1673
21	FATEH SHAH	0	0	0	0	0	0
22	FATEH SHAH DEEP	0	0	0	0	0	0
23	FATEH SHAH NORTH	0	0	0	0	0	0
24	GHARO	4931	7371	5643	5364	5798	29107
25	GHUNGRO	2605	1715	3670	3951	3177	15118
26	GOLARCHI	0	0	0	0	0	0
27	GOPANG	0	0	0	0	0	0
28	HALIPOTA	5278	4880	5080	4964	4584	24786
29	HASEEB	0	0	0	0	0	0
30	JABO	6215	6629	6437	6579	6005	31865
31	JABO NORTH	0	0	0	0	0	0
32	JAGIR	1856	2359	2388	1980	3118	11701

Contd.

3.1 Production of Crude Oil

							(Barrels)
S.NO	Field	Jul,14	Aug,14	Sep ,14	Oct,14	Nov,14	Cummulative Total From July 2014
33	JALAL	0	0	0	4748	0	4748
34	JARAR DEEP	6112	7171	8391	0	5278	26952
35	JHABERI SOUTH	2093	1445	1697	1269	2112	8616
36	JOGWANI	70	147	44	389	476	1126
37	KADANWARI	932	912	438	1079	880	4241
38	KAKJANI	0	0	0	0	0	0
39	KAMAL NORTH 1	7414	8211	8092	8310	7112	39139
40	KANDH KOT	221	268	246	598	504	1837
41	KATO	0	0	0	0	0	0
42	KEYHOLE G	0	0	0	0	0	0
43	KHASKELI	6634	6152	5856	5416	6104	30162
44	KHASKELI DOWN THROWN	709	776	743	667	535	3430
45	KHASKELI NORTH	0	0	0	0	0	0
46	KHOREWAH	2584	2865	2886	2920	4222	15477
47	KHOREWAH DEEP	0	0	0	0	0	0
48	KOLI	3612	3341	2913	3619	4043	17528
49	KUNNAR	100885	93765	95052	101315	106970	497987
50	KUNNAR PASAKHI DEEP	35085	33973	29250	30483	32825	161616
51	LAGHARI	3292	3371	3350	3451	3388	16852
52	LASHARI CENTRE	18295	18370	18005	19285	17835	91790
53	LIARI	0	0	0	0	0	0
54	LIARI DEEP	0	0	0	0	0	0
55	LODANO	6412	6194	4806	2929	2571	22912
56	LODANO DEEP	20312	16492	13228	12697	12092	74821
57	MAKDUMPUR	3307	1847	1660	821	921	8556
58	MALAH	174	0	64	0	0	238
59	MARI	2261	2110	1572	1530	1944	9417
60	MATLI	0	0	0	0	0	0
61	MAZARANI	369	626	452	459	358	2264
62	MAZARI	9485	9439	8851	8630	9100	45505
63	MEWA	0	0	0	0	0	0
64	MEYUN ISMAIL DEEP	200	265	156	195	297	1113
65	MEYUN ISMAIL	1070	894	832	828	1339	4963
66	MIANO	902	923	482	758	665	3730
67	MISSAN	4530	4610	4420	4570	4420	22550
68	MISSRI	1873	1949	2090	1481	1667	9060
69	MOHANO	2559	2360	2256	2100	2291	11566
70	MOLLAN N	2460	2440	2380	2440	2380	12100
71	MUBAN	9031	8920	8501	8380	9268	44100
72	MULAKI	0	0	0	0	0	0
73	NAIMAT BASAL	0	0	0	0	0	0
74	NAIMAT WEST	14177	16146	13627	10752	11048	65750
75	NOORAI JAGIR	0	0	0	0	0	0
76	NORTH AKRI	2273	2533	2610	4177	1990	13583
77	NUR BAGHLA	2880	2986	2690	2717	2655	13928
78	PAKHRO	0	0	0	0	0	0
79	PANIRO	3489	4915	3718	2468	2441	17031
80	PASAKI	104390	104245	97570	86460	96560	489225
81	PASAKI N	23440	8935	21675	20740	9850	84640
82	PASAKI NORTH EAST	9085	24485	8785	8985	8635	59975
83	PIARO DEEP	185	129	129	128	191	762
84	PIR APAN	0	0	0	0	0	0
85	PIR AMAN	0	0	0	0	0	0
86	QABUL	0	0	0	0	0	0
87	QADIR PUR	21100	21390	21310	16745	20255	100800
88	RAHIM NORTH	41984	32337	25934	26124	24889	151268
89	RAJO	0	0	0	0	0	0
90	REHMAT	0	0	0	0	0	0
91	RIND	0	0	0	0	0	0
92	SAKHI	3729	4380	3919	4136	5293	21457
93	SAKHI DEEP	152	149	293	216	152	962
94	SAKHI SOUTH DEEP	143	199	81	47	132	602
95	SAQIB	377	441	361	412	451	2042

Contd.

3.1 Production of Crude Oil

								(Barrels)
S.NO	Field	Jul,14	Aug,14	Sep ,14	Oct,14	Nov,14	Cummulative Total From July 2014	
96	SHAH DINO	0	0	0	0	0	0	
97	SHEIKHANO	7515	6337	5629	5352	4643	29476	
98	SHEIKHANO DEEP	4710	4220	4255	3708	2608	19501	
99	SINJHORO	0	0	0	0	0	0	
100	SONO	31770	31665	29580	29100	23920	146035	
101	SONRO	43656	40833	46131	70492	59005	260117	
102	SOUTH BUZDAR	507	578	563	439	356	2443	
103	SOUTH BUZDAR DEEP	13705	17736	19183	17146	18201	85971	
104	SOUTH MAZARI	10403	10979	10304	10204	9558	51448	
105	SOUTH MAZARI DEEP	17035	17104	14976	15661	14558	79334	
106	SUJAWAL	2173	1966	2070	2063	1887	10159	
107	TAJEDI	2609	2884	2289	27	0	7809	
108	TANDO ALAM	21305	21345	20675	19080	16550	98955	
109	TANDO GHULAM ALI	644	598	512	617	600	2971	
110	TANGRI	2798	2712	2722	2762	3398	14392	
111	TANGRI DEEP	283	387	407	297	760	2134	
112	THORA	21515	21410	19745	19255	18875	100800	
113	TURK	2936	2251	2376	2750	686	10999	
114	TURK DEEP	1408	1414	1065	1470	1970	7327	
115	UMER	0	0	0	0	0	0	
116	ZAMZAMA	30692	29742	26757	29759	24323	141273	
117	ZAUR	6327	6385	5024	5430	3975	27141	
118	ZAUR DEEP	0	0	0	0	0	0	
119	ZAUR SOUTH	0	0	0	0	0	0	
120	BACHAL	2376	1792	1858	1452	1510	8988	
121	SUMAR DEEP	14162	19518	24562	23465	24793	106500	
122	JAKHRO	7800	8960	4325	7185	6344	34614	
123	GAGANI	0	0	0	0	0	0	
124	THEBO	13805	10721	8696	6879	4886	44987	
125	MEHAR	86320	84790	90348	90077	76098	427633	
126	BAKSH DEEP	3788	3780	2744	2638	1939	14889	
127	SOHRAB DEEP	3929	7753	11691	12560	13807	49740	
128	LATIF	956	1125	1235	1287	1407	6010	
129	LUNDALI	0	0	0	0	0	0	
130	MURID	60722	57562	57544	47040	36498	259366	
131	SUTIARI DEEP	4170	1573	220	430	1267	7660	
132	SUHRAT	0	0	481	320	155	956	
133	SALEH	0	0	0	33900	30412	64312	
134	KORAI	0	0	0	0	1029	1029	
134	JARWAR	0	0	0	0	690	690	
135	BADHRA	0	0	0	0	654	654	
136	MANSOORA DEEP	0	0	0	0	0	0	
137	NIM	0	0	0	0	0	0	
138	CHAK 66 NE	0	0	0	0	0	0	
139	DHANI	0	0	810	7378	3643	11831	
	TOTAL	1150911	1124928	1073669	1125830	1080471	5555809	
KHYBER .P.K								
1	CHANDA	62695	61510	57835	54550	60450	297040	
2	MAKORI	2674	2182	2100	1960	1800	10716	
3	MAKORI EAST	456767	470596	470281	384830	465451	2247925	
4	MAMIKHEL	43649	44032	37361	36904	39716	201662	
5	MANZALAI	25135	25437	22549	28256	26355	127732	
6	MARAMZAI	117298	118933	116146	116435	110714	579526	
7	MELA	55340	59875	59865	66075	61380	302535	
8	NASPHA	600701	598222	586779	661265	659621	3106588	
9	SHEKHAN	0	0	0	0	0	0	
10	TOLANG	0	0	0	0	0	0	
	TOTAL	1364259	1380787	1352916	1350275	1425487	6873724	
BALUCHISTAN								
1	ZARGHUN SOUTH	0	0	0	325	472	797	
2	SUI	595	744	1194	1602	1611	5746	
3	UCH	1349	1069	970	791	1071	5250	
	TOTAL	1944	1813	2164	2718	3154	11793	
	GRAND TOTAL	2965047	2947459	2770111	2928813	2970557	14581987	

Source: Directorate General of Petroleum concession.

3.2 Production of Natural Gas

(MCFT)							
S.NO	Field	Jul,14	Aug,14	Sep ,14	Oct,14	Nov,14	Cummulative Total from July 2014
PUNJAB							
1	ADHI	1291.49	1293.51	934.35	1315.00	1284.00	6118.35
2	BAHU	652.20	601.63	486.97	447.12	415.00	2602.92
3	BALKASSAR	1.42	1.75	1.86	1.95	2.00	8.98
4	BELA	39.66	13.70	9.23	0.00	0.00	62.59
5	BHANGALI	0.00	0.00	0.00	0.00	0.00	0.00
6	DAKHNI	1252.09	1202.51	677.66	597.15	907.65	4637.06
7	DHODAK	125.70	118.50	105.00	114.30	111.00	574.50
8	DHULIAN	72.85	72.85	61.86	72.85	70.24	350.65
9	DHURNAL	16.36	14.07	14.37	14.03	13.54	72.37
10	DOMAIL	0.00	0.00	0.00	0.00	0.00	0.00
11	FIMKASSAR	3.41	3.41	3.30	3.41	3.30	16.83
12	KAL	2.26	2.10	2.10	1.00	0.00	7.46
13	MEYAL	83.68	83.76	71.82	84.66	82.18	406.10
14	MISSAKISWAL	3.62	3.61	3.38	4.85	11.74	27.20
15	NANDPUR/PANJPIR	267.62	260.55	255.97	262.16	172.55	1218.85
16	PARIWALI	202.49	202.66	187.46	203.32	182.61	978.54
17	PINDORI	20.96	19.96	18.44	24.10	32.24	115.70
18	RAJIN	23.98	23.10	19.67	20.16	18.34	105.25
19	RATANA	297.91	284.38	264.00	258.79	236.72	1341.80
20	RODHO(SALSABIL)	517.79	503.01	485.77	487.84	461.09	2455.50
21	SADKAL	52.62	53.68	50.22	45.17	50.07	251.76
22	TOOT	25.13	24.11	23.53	23.85	20.84	117.46
23	TURKWAL	1.55	1.55	1.50	1.55	1.50	7.65
23	HALINI	0.00	21.97	27.10	32.95	37.01	119.03
TOTAL		4954.79	4806.37	3705.56	4016.21	4113.62	21596.55
SINDH							
1	ADAM	357.00	361.82	282.00	348.00	340.00	1688.82
2	ALI	86.53	87.62	82.92	85.28	84.11	426.46
3	ALI ZAUR	0.00	0.00	0.00	0.00	0.00	0.00
4	BADAR	384.85	383.93	345.94	382.46	374.85	1872.03
5	BALUCH	48.45	42.23	23.01	43.56	54.62	211.87
6	BAQAR DEEP	0.31	0.00	0.00	0.00	0.00	0.31
7	BHATTI/NAKURJI	24.22	22.44	22.11	22.18	20.68	111.63
8	BHIT	10068.00	9765.00	9366.00	9223.00	6205.21	44627.21
9	BIJORO	1.89	1.89	1.52	1.39	1.27	7.96
10	BILAL	0.00	0.00	0.00	0.00	0.00	0.00
11	BILAL NORTH	0.00	0.00	0.00	0.00	0.00	0.00
12	BLOCK-22	187.58	187.84	152.25	130.42	142.51	800.60
13	BOBI	534.30	524.10	389.50	410.93	480.00	2338.83
14	BUKHARI	0.00	0.00	0.00	0.00	0.00	0.00
15	BUKHARI DEEP	60.64	56.61	40.51	42.77	37.89	238.42
16	BUZDAR SOUTH	6.54	6.64	6.99	8.01	7.68	35.86
17	BUZDAR SOUTH DEEP	344.82	396.79	388.14	375.71	322.72	1828.18
18	BUZDAR UNIT	0.00	0.00	0.00	0.00	0.00	0.00
19	CHACHAR	27.00	26.93	17.00	10.00	16.00	96.93
20	CHAK 2	258.29	263.90	168.73	251.10	244.58	1186.60
21	CHAK 7A	18.60	18.60	37.91	37.82	36.60	149.53
22	DABHI NORTH	2.07	2.28	1.95	0.89	1.89	9.08
23	DABHI SOUTH	8.82	11.35	15.74	18.23	17.98	72.12
24	DUPHRI	57.05	69.03	62.91	60.80	55.75	305.54
25	FATEH SHAH	0.00	0.00	0.00	0.00	0.00	0.00
26	FATEH SHAH NORTH	40.38	35.15	30.64	27.17	22.51	155.85

Contd.

3.2 Production of Natural Gas

(MCFT)							
S.NO	Field	Jul,14	Aug,14	Sep ,14	Oct,14	Nov,14	Cummulative Total from July 2014
27	GHARO	0.75	0.98	0.75	0.84	0.86	4.18
28	GHUNGRO	2.41	1.29	3.05	3.29	2.75	12.79
29	GOLARCHI	12.46	12.67	12.26	13.09	12.09	62.57
30	GOPANG	12.00	12.00	8.00	4.00	2.42	38.42
31	HAIDER DEEP	3.19	0.65	8.19	0.00	7.20	19.23
32	HALIPOTA	19.87	16.53	19.96	21.67	20.39	98.42
33	HASEEB	359.11	270.37	141.25	94.19	147.51	1012.43
34	JABO	11.67	11.34	12.78	11.01	8.41	55.21
35	JABO NORTH	0.00	0.00	0.00	0.00	0.00	0.00
36	JAGIR	1.18	1.10	0.96	1.45	1.33	6.02
37	JALAL	0.00	0.04	0.00	0.00	0.00	0.04
38	JARAR DEEP	290.90	290.04	280.81	288.27	263.67	1413.69
39	JHABERI SOUTH	1.83	1.70	1.32	1.25	0.97	7.07
40	JOGWANI	50.67	41.58	33.99	32.54	27.04	185.82
41	KADANWARI	4837.00	4478.00	3923.00	4484.00	3210.36	20932.36
42	KAMAL NORTH -1	38.34	32.83	27.96	31.45	30.70	161.28
43	KANDHKOT	5423.00	5226.81	4526.00	4304.00	4372.00	23851.81
44	KATO	2.53	1.87	0.91	0.82	0.59	6.72
45	KAUSAR	80.31	75.01	75.29	75.50	75.79	381.90
46	KEYHOLE G	0.00	0.00	0.00	0.00	0.00	0.00
47	KHASKHELI	6.60	6.20	5.98	6.58	6.48	31.84
48	KHASKHELI NORTH	0.00	0.00	0.00	0.00	0.00	0.00
49	KHASKHELI DOWN THROWN	0.66	0.65	0.46	0.45	0.44	2.66
50	KHOREWAH	212.78	214.17	186.69	204.58	193.36	1011.58
51	KHOREWAH DEEP	24.66	14.30	22.57	29.07	22.85	113.45
52	KOLI	5.33	0.64	6.11	8.32	7.34	27.74
53	KOONJ-1A	47.58	47.39	43.98	43.35	44.35	226.65
54	KUNNAR	453.13	442.99	454.47	528.51	560.72	2439.82
55	KUNNAR PASAKHI DEEP	3769.72	3735.71	3096.36	3512.55	3420.36	17534.70
56	LAGHARI	5.02	5.28	5.07	5.16	4.95	25.48
57	LATIF	3006.00	3150.00	2979.20	2896.00	3153.00	15184.20
58	LIARI	3619.00	0.00	0.00	0.00	0.00	3619.00
59	LIARI DEEP	0.00	1.04	0.00	0.00	0.00	1.04
60	LODANO	53.75	52.33	40.92	35.47	30.68	213.15
61	LODANO DEEP	41.64	27.19	23.19	25.83	22.24	140.09
62	MAKHDUM PUR	24.93	26.94	26.24	34.36	37.03	149.50
63	MAKHDUM PUR DEEP	7.75	8.28	6.88	5.57	5.04	33.52
64	MALAH	0.30	0.02	0.00	0.00	0.00	0.32
65	MARI	18989.32	18991.40	17100.53	18361.90	18063.41	91506.56
66	MATLI	3.18	3.21	0.00	0.00	0.00	6.39
67	MAZARI	5.26	7.77	6.32	3.24	8.77	31.36
68	MAZRANI	158.00	155.71	150.00	151.00	145.00	759.71
69	MEWA	11.47	11.35	6.18	8.13	6.38	43.51
70	MEYUN ISMAIL	0.00	0.00	0.00	0.00	0.00	0.00
71	MEYUN ISMAIL DEEP	25.24	24.10	22.15	22.80	18.07	112.36
72	MIANO	2089.00	2056.00	1927.53	2079.00	1984.00	10135.53
73	MISSRI	3.72	3.65	3.35	3.64	3.49	17.85
74	MOHANO	1.27	1.23	1.23	1.27	1.12	6.12
75	MUBAN	1.89	2.48	2.48	3.26	2.68	12.79
76	MULAKI	0.00	0.00	0.00	0.00	0.00	0.00
77	NAIMAT BASAL	157.45	133.85	132.76	122.95	118.54	665.55
78	NAIMAT WEST	1416.54	1746.97	1464.45	1218.48	964.73	6811.17
79	NANDO	33.63	31.48	17.31	15.13	14.48	112.03

Contd.

3.2 Production of Natural Gas

(MCFT)							
S.NO	Field	Jul,14	Aug,14	Sep ,14	Oct,14	Nov,14	Cummulative Total from July 2014
80	NOORAI JAGIR	0.00	0.00	31.47	0.00	0.00	31.47
81	NORTH AKRI	0.83	0.80	0.79	0.87	0.81	4.10
82	NUR BAGHLA	196.58	198.48	180.50	176.88	169.90	922.34
83	NURPUR DEEP	36.98	34.76	0.00	36.14	33.98	141.86
84	PAKHRO	4.59	0.00	2.96	20.72	12.98	41.25
85	PANIRO	4.45	3.72	3.82	3.42	3.77	19.18
86	PASAKHI	20.62	20.62	19.95	20.62	19.95	101.76
87	PIARO DEEP	26.50	24.93	21.73	21.68	16.78	111.62
88	PIR	0.00	0.03	0.06	0.08	0.00	0.17
89	PIR APAN	0.00	0.00	0.00	0.00	0.00	0.00
90	QABUL	0.00	0.00	0.00	0.00	0.00	0.00
91	QADIRPUR	14425.66	14151.23	13679.33	11355.94	13175.66	66787.82
92	QASIM DEEP	145.03	147.30	154.66	147.14	142.87	737.00
93	RAHIM NORTH	108.77	108.34	120.62	124.41	122.21	584.35
94	RAJO	0.00	0.00	0.00	0.00	0.00	0.00
95	RAJPAN	0.00	0.00	0.00	0.00	0.00	0.00
96	REHMAN	313.24	312.12	300.66	317.84	293.42	1537.28
97	REHMAT	0.00	0.00	0.00	0.00	0.00	0.00
98	RIND	0.00	0.00	0.00	0.00	0.00	0.00
99	SAKHI	0.00	0.00	0.00	0.00	0.00	0.00
100	SAKHI DEEP	31.61	31.80	29.70	31.53	22.73	147.37
101	SAKHI SOUTH DEEP	26.00	22.16	12.95	9.67	5.81	76.59
102	SAQIB	157.98	152.45	139.42	135.88	140.00	725.73
103	SARA/SURI	0.00	0.00	0.00	0.00	0.00	0.00
104	SARI HUNDI	56.82	51.31	36.23	44.59	59.14	248.09
105	SAWAN	0.00	3395.00	3210.10	3465.00	3259.00	13329.10
106	SHAH DINO	0.00	0.00	0.00	0.00	0.00	0.00
107	SHEIKHANO	8.47	5.09	6.65	8.61	6.89	35.71
108	SHEIKHANO DEEP	3.45	2.15	1.40	1.75	0.85	9.60
109	SINJHORO	0.00	0.00	0.00	0.00	0.00	0.00
110	SONRO	33.02	25.97	27.25	36.35	55.44	178.03
111	SOUTH MAZARI	6.46	9.01	6.70	3.34	6.40	31.91
112	SOUTH MAZARI DEEP	114.18	85.09	36.50	8.85	17.21	261.83
113	SUJAWAL	304.85	308.39	287.98	289.57	275.98	1466.77
114	TAJEDI	0.41	0.37	0.36	0.17		1.31
115	TAJJAL	224.00	224.00	207.60	208.00	143.00	1006.60
116	TANDO GHULAM ALI	61.48	65.97	62.65	62.18	58.25	310.53
117	TANGRI	2.55	2.45	2.26	2.33	2.19	11.78
118	TANGRI DEEP	55.64	52.29	32.53	45.58	42.05	228.09
119	TURK	54.39	51.47	52.45	49.38	47.76	255.45
120	TURK DEEP	307.89	292.44	270.46	287.09	285.62	1443.50
121	UMER	0.00	0.00	0.00	0.00	0.00	0.00
122	USMAN	114.13	111.13	110.99	116.32	114.83	567.40
123	ZAMZAMA	6423.00	6209.00	5550.00	6229.00	5924.00	30335.00
124	ZAUR	17.90	19.59	18.82	17.55	10.82	84.68
125	ZAUR DEEP	5.19	6.44	6.13	5.39	4.44	27.59
126	ZAUR SOUTH	0.00	0.00	0.00	0.00	0.00	0.00
127	ZAUR WEST	0.00	0.00	0.00	0.00	0.00	0.00
128	SUMAR DEEP	684.03	636.07	508.11	407.32	302.89	2538.42
129	BACHAL	9.93	5.31	6.71	7.75	8.74	38.44
130	JAKHRO	136.79	141.20	77.40	137.50	125.45	618.34
131	GAGANI	0.00	0.00	0.00	0.00	0.00	0.00

Contd.

3.2 Production of Natural Gas

(MCFT)							
S.NO	Field	Jul,14	Aug,14	Sep ,14	Oct,14	Nov,14	Cummulative Total from July 2014
132	AASSU	14.66	13.28	13.62	12.88	13.24	67.68
133	AMDANI	0.00	0.00	0.00	0.00	0.00	0.00
134	LUNDALI	45.00	0.00	0.00	0.00	0.00	45.00
135	MARU-RETI	383.13	371.05	349.00	352.23	333.39	1788.80
136	MEHAR	970.91	1009.04	1067.59	1119.87	978.99	5146.40
137	BAKSH DEEP	638.68	687.12	550.56	447.44	405.68	2729.48
138	SOHRAB DEEP	1197.01	1680.71	3641.68	4484.43	5011.13	16014.96
139	THEBO	129.85	101.82	106.97	118.58	97.43	554.65
140	DACHRAPUR	357.89	358.80	347.14	360.38	336.67	1760.88
141	JHOK	0.00	0.00	0.00	0.00	0.00	0.00
142	RAGNI DEEP	18.07	18.80	18.96	19.83	19.27	94.93
143	MURID	28.79	22.30	15.00	11.97	9.50	87.56
144	SUTIARI DEEP	1134.77	797.19	131.45	358.61	701.10	3123.12
145	DHANI	0.00	0.00	0.84	12.52	14.96	28.32
146	KORAI	0.00	0.00	0.00	0.00	204.24	204.24
147	RAJANI	0.00	0.00	0.00	0.00	0.00	0.00
148	SALEH	0.00	0.00	0.00	32.25	24.95	57.20
149	BADHRA	0.00	0.00	0.00	0.00	2398.83	2398.83
150	CHAK 66NE	0.00	0.00	0.00	0.00	0.00	0.00
151	NIM	0.00	0.00	0.00	0.00	0.00	0.00
152	ZARGHUN SOUTH	0.00	0.00	0.00	167.72	0.00	167.72
153	SUHRAT	0.00	15.35	61.90	11.21	19.75	108.21
TOTAL		86881.56	85625.23	79767.27	81520.05	80971.39	414765.50
KHYBER .P.K							0.00
1	CHANDA	127.65	127.98	115.28	121.40	132.00	624.31
2	MAKORI	86.60	86.23	69.58	62.75	61.37	366.53
3	MAKORI EAST	1817.07	1700.48	1959.65	1662.00	1990.14	9129.34
4	MAMIKHEL	1089.01	1091.44	1160.20	989.46	1004.59	5334.70
5	MANZALAI	1964.34	1957.21	1792.75	2263.49	2408.22	10386.01
6	MARAMZAI	3170.23	3212.94	3049.18	3046.82	2846.86	15326.03
7	MELA	314.14	317.23	327.09	323.53	312.14	1594.13
8	NASHPA	2253.35	2225.12	2200.60	2472.40	2497.32	11648.79
9	SHEKHAN	0.00	0.00	0.00	0.00	0.00	0.00
10	TOLANJ X	0.00	0.00	0.00	0.00	0.00	0.00
TOTAL		10822.39	10718.63	10674.33	10941.85	11252.64	54409.84
BALOCHISTAN							0.00
1	LOTI	714.37	715.75	675.61	688.58	650.95	3445.26
2	PIRKOH	443.20	424.14	438.95	423.25	435.40	2164.94
3	SUI	13105.00	13081.27	12639.00	13057.00	12656.00	64538.27
4	UCH	11912.40	11435.00	11720.50	7748.60	11081.50	53898.00
5	ZARGHUM SOUTH			0.00	0.00	456.69	456.69
TOTAL		26174.97	25656.16	25474.06	21917.43	25280.54	124503.16
GRAND TOTAL		128833.71	126806.39	119621.22	118395.54	121618.19	615275.05

Source: Directorate General of Petroleum concession.

3.3 Company wise Production of Crude Oil and Natural Gas November,2014

Name of Company	Crude Oil (US Barrel)	Number of Oil Fields	% Share in Total Production	Natural Gas (MCFt)	Number of Gas Fields	% Share in Total Production
OGDCL	1327065	34	44.67	35852.24	30	29.48
PPL	201357	5	6.78	18813	6	15.47
MPCL	74363	5	2.50	18877.43	5	15.52
UEPL	534333	65	17.99	10327.51	79	8.49
OMV	2072	2	0.07	8539	4	7.02
BHP	24323	1	0.82	5924	1	4.87
Eni(Pak)	9813	3	0.33	11814.4	3	9.71
OMV Maurice	76550	2	2.58	1118.99	2	0.92
OPL	18992	2	0.64	250.26	2	0.21
POL	54213	8	1.83	370.77	6	0.30
Dewan	3441	1	0.12	461.09	1	0.38
MOL	644036	5	21.68	8311.18	5	6.83
Hycarbex	147.51	1	0.12
POGC	293.42	1	0.24
PEL	517.36	2	0.43
Total	2970558	133	...	121618.16	148	...

3.4 Province wise Production of Crude Oil and Natural Gas November,2014

Province	Crude Oil (US Barrel)	Number of Oil Fields	Natural Gas (MCFt)	Number of Gas Fields
Punjab	461445	24	4113.62	20
Sind	1080471	98	80971.35	115
KPK	1425488	8	11252.64	8
Balochistan	3154	3	25280.54	5
Total	2970558	133	121618.15	148

Source: Directorate General of Petroleum concession.

3.5 Production of Crude Oil, Natural Gas and Electricity

Year / Month	Crude Oil (000 Barrels)	Natural Gas(MCFT)	Total (Mn. Kwh)	Hydel	Thermal	Nuclear
2009-10	23706	1482846	94222	27927	63504	2791
2010-11	24041	1471590	86873	31781	52376	2716
2011-12	24573	1558960	67272	28431	53571	5270
2012-13	27841	1505839	86190	29687	51950	4553
2013-14	31585	149368	89883	31698	53283	4902
2013 Nov	2473	121995	7565	2473	4533	559
Dec	2614	129113	6848	1885	4457	506
2014 Jan	2687	128611	6286	867	4877	542
Feb	2448	114115	6129	1997	3705	427
Mar	2865	127962	6254	1589	4288	377
Apr	2779	121018	6225	1766	4078	381
May	2981	124753	6603	2755	3681	167
Jun	2873	122914	5208	3346	1841	21
Jul	2965	128833	9167*	3800	4947	420
Aug	2947	126806	8846*	4187	4148	511
Sep	2770	119621	8223*	3469	4261	493
Oct	2929	118396	8225*	3151	4585	489
Nov	2789	161618	7187*	2858	3830	499

* Provisional
r revised

Source: i) Directorate General of Petroleum concession
M/O Petroleum & Natural Resources Islamabad
ii) Electricity Generating Establishment.

3.6 Mineral Production

(Thousand Tonnes)

Year / Month	Marble	Arg Clay	Silica Sand	Gypsum	Lime Stone	Ordinary Stone(MT)	Rock Salt	Coal	Copper	Copper Blister (MT)**
2009-10	1065	4304	411	854	37137	6715	1944	3536	0	18121
2010-11	1133	4484	301	885	32021	6685	1954	3292	0	15672
2011-12	1751	4562	270	1260	35016	6540	2136	3179	0	17931
2012-13	2360	4513	356	1250	38932	4890	2160	2813	0	12285
2013-14	2057	4933	268	1322	36462	2695	2220	3141	0	8864
2013 Nov	244	432	29	135	2701	150	220	290	-	-
Dec	218	369	31	108	2896	150	208	255	-	-
2014 Jan	254	345	27	122	2902	155	206	312	-	-
Feb	108	239	20	99	2268	255	196	298	-	-
Mar	220	435	18	150	2851	260	218	312	-	-
Apr	164	487	16	117	3519	205	139	462	-	-
May	97	567	20	108	3979	260	204	447	-	-
Jun	185	517	32	145	4238	50	187	273	-	2331
Jul*	119	229	17	143	3013	260	195	189	0	2231
Aug*	170	297	11	113	2795	260	142	182	0	2155
Sep*	162	480	12	141	3041	200	202	284	0	87
Oct*	105	487	15	103	3302	260	144	176	0	0
Nov*	103	536	18	111	2575	205	196	281	0	0

* Provisional

Contd.

3.6 Mineral Production

(Tonnes)

Year / Month	Iron ore	Bauxite	Barytes	Bentonite	Celestite	China Clay	Chalk	Chromite	Dolomite	Laterite
2009-10	447541	9031	57166	34596	160	22769	2939	257148	130408	181046
2010-11	329100	9033	31836	30840	-	16055	1100	148034	240111	298994
2011-12	384893	30223	48510	16520	-	21555	2749	179203	198392	293625
2012-13	408604	25288	118471	26077	-	22917	810	136443	335819	328067
2013-14	176290	31156	132379	40650	-	16191	1005	68094	673042	380166
2013 Nov	11624	2218	14278	2162	-	846	123	5783	33384	31614
Dec	21386	3537	9183	4011	-	1151	141	5475	26868	20123
2014 Jan	26534	2772	4494	2374	-	636	65	7074	33570	26454
Feb	10979	2162	7555	4074	-	1627	-	3759	27659	18507
Mar	11710	2765	28300	1489	-	1046	74	3125	41993	23593
Apr	16567	4187	17063	4118	-	1178	10	5141	195146	17173
May	7658	4588	19040	8222	-	1025	15	6830	92335	27063
Jun	8257	2125	10707	9055	-	1522	10	5572	110814	33580
Jul*	35518	1303	2226	2208	0	772	0	9205	75120	27199
Aug*	25058	636	50	2648	0	911	0	7064	8567	55673
Sep*	38635	539	29384	3204	0	863	200	8743	12521	28785
Oct*	24070	4671	11606	3523	0	660	100	5528	13128	24774
Nov*	28090	3367	556	1615	0	1400	0	5362	31885	14670

* Provisional

Contd.

3.6 Mineral Production

(Tonnes)

Year / Month	Feldspar	Fire Clay	Flourite	Fullers Earth	Magnesite	Magnese	Ocher	Ord Sand/Bajri Sand	Soap Stone	Sulphur
2009-10	54198	329055	290	11219	5159	1655	55352	0	53991	26641
2010-11	23254	274042	3156	4180	4908	785	36078	0	47561	27645
2011-12	53235	408187	6859	6906	5444	345	42107	0	55515	25560
2012-13	38218	454645	13344	4259	6705	290	37769	2141	93214	20610
2013-14	81858	458037	7469	6397	3725	3945	32634	3500	72234	35672
2013 Nov	15343	40046	609	606	336	680	2677	600	10476	2750
Dec	6448	45651	657	380	448	600	2476	50	8363	3174
2014 Jan	1660	33765	853	906	380	--	2753	--	10331	3160
Feb	-	26862	799	938	--	--	1732	--	--	2874
Mar	-	34414	964	606	--	--	1772	--	436	3168
Apr	5628	44047	957	458	350	510	2089	--	8213	2968
May	8410	52713	576	338	378	360	3025	--	8661	3103
Jun	1215	47193	1088	457	406	560	4546	--	3043	2951
Jul*	3834	36148	537	1966	224	0	2036	0	11214	3125
Aug*	3048	23310	648	2326	210	400	403	0	7955	3018
Sep*	2348	32292	809	442	266	780	402	0	7552	1723
Oct*	6092	29342	443	311	1024	320	3424	0	4974	81
Nov*	4199	34905	22	76	0	0	2843	0	200	251

* Provisional

4. HEALTH

4.1(a) Monthly Immunization Coverage Number of doses administered (0-11 months)children during 2014

Month(s)	BCG	OPV-0	OPV-1	OPV-2	OPV-3	Pentava- lent-1	Pentava- lent-2	Pentava- lent-3	Pneumo- 1	Pneumo- 2	Pneumo- 3	Measles- 1
Jan	525,198	405,746	497,271	475,564	456,038	496,598	472,501	454,779	475,363	448,038	430,709	424,624
Feb	503,120	385,213	482,021	454,397	440,269	480,933	451,873	439,446	448,297	422,985	409,269	416,515
Mar	514,655	382,458	510,467	475,154	460,467	510,264	474,701	460,935	480,788	445,640	432,791	451,966
Apr	487,535	357,367	493,367	480,592	470,418	497,255	479,967	470,089	463,280	451,386	442,319	479,451
May	458,787	348,140	452,260	448,345	445,106	449,792	447,608	444,123	417,859	417,049	414,166	431,932
Jun	462,981	353,342	431,425	424,896	432,300	434,424	427,945	435,313	405,970	401,532	411,336	428,978
Jul	480,073	383,700	430,021	414,551	418,244	429,940	414,472	418,136	408,789	392,877	397,170	430,867
Aug	539,767	444,242	491,876	438,896	437,476	492,088	439,040	437,708	469,737	415,834	415,311	469,963
Sep	540,621	430,256	508,604	455,405	435,076	508,866	455,576	435,305	487,273	437,025	416,347	474,108
Oct	517,057	406,705	498,151	456,987	433,802	498,146	456,982	433,808	484,208	442,485	417,281	447,536
Nov	544,289	432,861	516,308	472,100	450,959	516,282	472,098	448,770	501,769	457,030	432,099	467,142
Dec	529,426	416,214	504,418	481,969	469,528	504,279	481,914	469,561	482,920	465,506	453,565	447,695
Total	6103509	4746244	5816189	5478856	5349683	5818867	5474677	5347973	5526253	5197387	5072363	5370777

Source : National Institute of Health, Islamabad.

4.1(b) Monthly Immunization Coverage
Number of doses administered (12-23 Months) children during 2014

MONTH	BCG	OPV-1	OPV-2	OPV-3	Pentavalent-1	Pentavalent-2	Pentavalent-3	Measles-2
Jan	937	1731	1329	2294	1775	1399	1097	343066
Feb	2463	1713	1233	3196	1712	1233	3191	343434
Mar	2594	2836	2077	1871	2783	2045	1835	370358
Apr	15914	4597	3817	3485	4592	3813	3459	399776
May	2078	1689	1403	1319	1685	1400	1253	339376
Jun	4393	1314	864	3022	3370	1208	1306	343568
Jul	1427	713	533	479	802	533	479	340692
Aug	3875	1048	510	574	1016	501	576	362174
Sep	3750	2142	1316	818	2137	1301	822	377989
Oct	3228	1557	832	688	1553	831	687	352631
Nov	3904	1487	893	853	1487	893	3958	383905
Dec	2726	1699	1114	1146	1764	1116	4156	373641
Total	47289	22526	15921	19745	24676	16273	22819	4330610

BCG = Bacillus of Chalmette and Guerin
 OPV = Oral Polio Vaccine

Source : National Institute of Health, Islamabad.

**4.1(c) Monthly Immunization Coverage
Number of TT doses administered to women during 2014**

MONTH	Pregnant Women					Childbearing age women				
	TT1	TT2	TT3	TT4	TT5	TT1	TT2	TT3	TT4	TT5
Jan	348508	302479	40183	12529	7776	43448	32770	18221	6293	3011
Feb	358886	296457	39583	12422	7052	46802	34019	18123	8487	3460
Mar	381528	313968	38741	12567	7206	47167	34609	18031	9089	4040
Apr	406729	328086	40546	11976	6498	46936	32837	17722	5806	3396
May	401078	324784	41523	12600	8195	39794	27087	18009	4880	2782
Jun	371594	325646	33212	10815	6801	34649	24673	13328	4907	2726
Jul	346746	311628	31189	9909	5898	35676	24698	13489	4471	2931
Aug	376260	299857	29227	9872	6489	35469	26227	14109	4312	2217
Sep	370078	310332	32998	10064	5953	38630	28060	15594	4962	2774
Oct	230560	199841	25676	7649	4133	32257	21522	13425	3625	2000
Nov	299175	218259	24606	6554	4005	25601	19401	12806	3743	1725
Dec	193872	149312	17499	5066	3461	25030	15976	9862	2798	1313
Total	4085014	3380649	394983	122023	73467	451459	321879	182719	63373	32375

TT = Tetanus Toxioid

Source : National Institute of Health, Islamabad.

4.2 Monthly Report on HIV Treatment Centres September, 2014

S. No	Centre Name	Male		Female		Children		Transgender		Total	Total on ART
		Total	On ART	Total	On ART	Total	On ART	Total	On ART		
Federal											
1	PIMS, Islamabad	1551	644	296	156	30	11	4	4	1881	815
Punjab											
2	Mayo Hospital, Lahore	371	168	59	35	6	1	11	2	447	206
3	Services Hospital, Lahore	235	146	80	37	32	8	1	1	348	192
4	Peaditric Unit, Services Hospital, Lahore	0	0	0	0	170	79	0	0	170	79
5	Shaukat Khanum Hospital, Lahore	214	201	162	139	16	1	0	0	392	341
6	Jinnah Hospital, Lahore	696	330	215	126	0	0	27	15	938	471
7	DHQ Hospital, Sargodha	364	112	40	19	5	2	0	0	409	133
8	DHQ Hospital, D.G Khan	621	388	200	134	23	7	1	1	845	530
9	Allied Hospital, Faisalabad	388	244	34	24	0	0	0	0	422	268
10	Aziz Bhatti Hospital, Gujrat	353	239	223	161	0	0	0	0	576	400
Sindh											
11	Civil Hospital, Karachi	2119	641	214	139	27	0	31	11	2391	791
12	Peaditric Unit, Civil Hospital, Karachi	0	0	0	0	33	20	0	0	33	20
13	Indus Hospital, Karachi	273	135	72	36	0	0	0	0	345	171
14	Aga Khan Hospital, Karachi	0	0	0	0	26	22	0	0	26	22
15	Chandka Medical College Hospital, Larkana	531	290	112	66	14	2	0	0	657	358
Khyber Pakhtunkhwa											
16	Hayatabad Medical Complex, Peshawar	1063	766	342	249	68	29	0	0	1473	1044
17	KDA Hospital, Kohat									0	0
Balochistan											
18	Bolan Medical Complex, Quetta	188	93	37	21	12	4	0	0	237	118
Total		8967	4397	2086	1342	462	186	75	34	11590	5959

Source:- National Aids Control Programme, NIH, Islamabad.

4.3(a) Register Veterinary Medical Practitioner With PVMC- 2014

RVMP Registration for the year of 2014	Male	Female	D.V.M	M.Sc	M.Phil	Ph.D	Total
Jan	28	1	29	Nil	Nil	Nil	29
Feb	129	7	136	Nil	Nil	Nil	136
Mar	49	1	48	2	Nil	Nil	50
Apr	9	2	11	Nil	Nil	Nil	11
May	31	4	34	Nil	1	Nil	35
Jun	22	3	23	1	1	Nil	25
Jul	97	20	117	Nil	Nil	Nil	117
Aug	73	13	86	Nil	Nil	Nil	86
Sep	196	41	233	2	1	1	237
Oct	58	5	63	Nil	Nil	Nil	63
Nov	52	5	56	Nil	Nil	1	57
Dec	61	8	68	1	Nil	Nil	69
Total	805	110	904	6	3	2	915

Total RVMP Registered since 1st January 2014 to 31st December 2014=915
 Total RVMP Registered since 30th May 2000 to 31st December 2014= 8811

Source:- Pakistan Veterinary Medical Council, Islamabad.

4.3(b) Registered Animal Husbandry Graduate With PVMC- 2014

RVMP Registration for the year of 2014	Male	Female	B.Sc. (Hons) A.H	M.Sc.	Ph.D	Total
Jan	Nil	Nil	Nil	Nil	Nil	Nil
Feb	Nil	Nil	Nil	Nil	Nil	Nil
Mar	3	Nil	Nil	3	Nil	3
Apr	2	Nil	2	Nil	Nil	2
May	1	Nil	Nil	1	NIL	1
Jun	1	Nil	1	Nil	Nil	1
Jul	2	Nil	Nil	2	Nil	2
Aug	Nil	Nil	Nil	Nil	Nil	Nil
Sep	Nil	Nil	Nil	Nil	Nil	Nil
Oct	Nil	Nil	Nil	Nil	Nil	Nil
Nov	Nil	Nil	Nil	Nil	Nil	Nil
Dec	Nil	Nil	Nil	Nil	Nil	Nil
Total	9	Nil	3	6	Nil	9

Total RAHG Registered since 1st January 2013 to 31st Decemberr 2014=09
 Total RAHG Registered since 30th May 2000 31st December 2014= 475

Source:- Pakistan Veterinary Medical Council, Islamabad.

4.4 Tuberculosis Report (FTI) (Oct - Dec, 2014)

Provinces/Regions	TB Cases NSS+	CDR SS+**	TB All Types			CDR Total	% Treatment Success Rate* (TSR)
			Male	Female	Total		
Punjab	18051	52.29	23349	22199	44548	66.19	NA
Sindh	6303	39.45	6204	5946	12150	46.42	NA
K.P.K	3929	41.67	4673	5174	9847	58.23	NA
Balochistan	759	26.46	856	1095	1951	32.32	NA
F.A.T.A	305	14.4	326	309	635	24.38	NA
Gilgit Baltistan	32	6.5	104	147	251	34.39	NA
AJK	461	24.32	563	558	1121	39.13	NA
ICT	99	29.36	205	206	411	55.43	NA
Pakistan	29939	44.78	35280	35634	70914	57	NA

CDR : Case Deduction Rate
SS+ Sputum Smear Positive

* Available One Year Lag

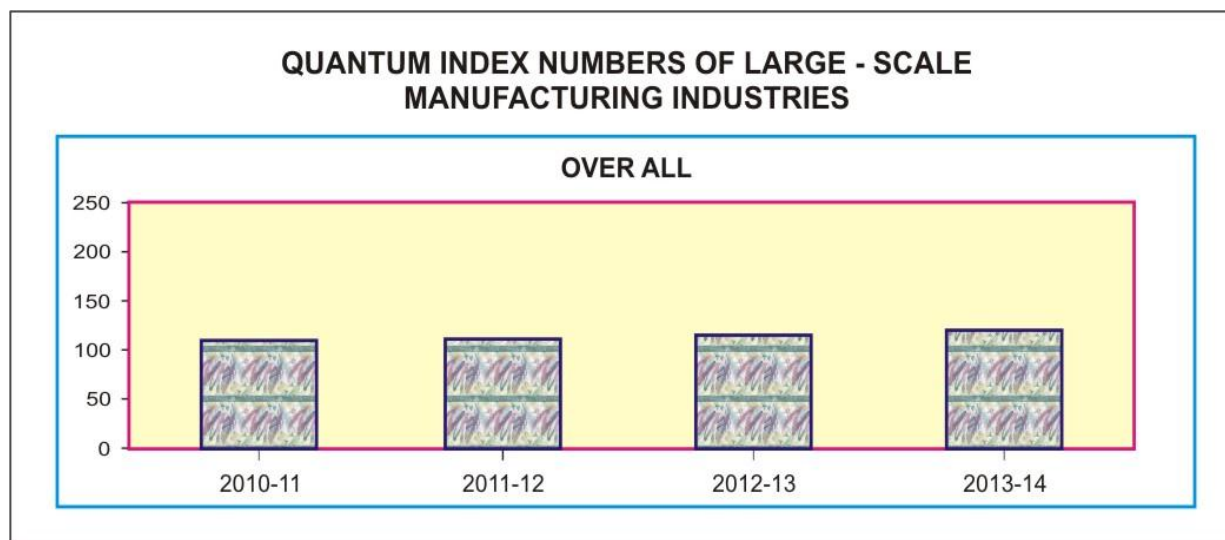
** Based on revised WHO estimates.

Source: National TB Control Programme NIH, Islamabad.

5. MANUFACTURING

5.1 Quantum Index Numbers of Large-Scale Manufacturing Industries

Year/month	Manufacturing (Over all)	Selected Items						
		Vegetable Ghee	Tea Blended	Cigarettes	Cotton Yarn	Cotton Cloth	Jute Goods	Paper & Board
(2005-06=100)								
2010-11	111.14	94.81	103.43	101.97	115.43	112.89	89.16	95.79
2011-12	112.44	95.76	118.91	96.60	116.03	113.23	90.03	116.64
2012-13	117.04	98.88	141.83	105.05	118.51	113.86	98.39	135.35
2013-14	121.66	102.52	160.93	100.54	120.40	114.64	97.34	150.24
2013 Dec	134.08	101.91	182.11	97.31	120.16	114.32	112.15	128.22
2014 Jan	138.47	105.64	184.55	95.59	120.35	114.98	108.86	104.73
Feb	137.26	105.92	170.89	103.05	119.81	114.18	96.57	134.62
Mar	135.35	105.64	183.64	126.27	121.20	114.85	103.91	152.84
Apr	124.13	100.71	153.53	128.44	121.15	114.45	95.46	159.52
May	118.43	104.44	147.02	134.21	121.57	115.25	87.29	165.69
Jun	115.18	102.09	148.13	62.30	121.43	114.95	81.80	157.26
Jul	110.78	103.48	171.74	81.18	121.48	115.05	81.22	172.90
Aug	113.54	102.39	177.06	84.83	121.34	114.71	85.23	185.03
Sep	116.75	108.73	184.98	90.31	120.96	114.45	93.31	183.60
Oct	114.92	100.50	179.13	85.26	120.02	114.18	83.25	173.71
Nov	115.48	105.19	190.04	83.56	119.97	114.32	90.43	157.88
Dec	137.35	102.91	212.06	92.69	112.54	114.31	96.70	114.00



Contd.

5.1 Quantum Index Numbers of Large-Scale Manufacturing Industries

Year/month	Selected Items				
	Cement	Auto Mobile	Fertilizers		
			Nit Fertilizer	Phos Fertilizer	Total
(2005-2006=100)					
2010-11	154.69	103.80	126.93	93.26	96.29
2011-12	159.22	107.31	121.21	93.91	96.37
2012-13	167.29	93.54	133.94	88.40	92.49
2013-14	168.62	91.15	137.52	104.81	107.75
2013 Dec	176.15	85.16	105.78	151.01	109.85
2014 Jan	161.99	96.02	101.55	36.39	95.69
Feb	158.11	90.71	91.81	74.85	90.29
Mar	190.11	104.11	101.32	168.11	107.33
Apr	183.90	96.27	97.74	136.83	101.26
May	178.09	99.76	95.53	159.01	101.25
Jun	188.49	89.15	101.84	149.22	106.10
Jul	113.16	76.41	107.43	147.60	111.04
Aug	154.62	100.73	112.84	155.77	116.70
Sep	180.74	115.30	103.18	156.67	108.00
Oct	167.29	99.28	111.65	158.41	115.86
Nov	178.41	100.20	111.26	151.26	114.86
Dec	180.22	95.66	108.88	163.94	113.83

5.2 Production of Manufacturing Items

Year/month	Vegetable Ghee (i)		Sugar (i)		Tea Blended (ii)	
	No. of reporting factories	Production (Tonnes)	No. of reporting factories	Production (Tonnes)	No. of reporting factories	Production (Tonnes)
(2005-06=100)						
2010-11	87	1091810	78	4168721	5	65782
2011-12	87	1102861	78	4634093	5	75628
2012-13	87	1138754	78	5073501	5	90201
2013-14	87	1180619	78	5582353	5	102352
2013 Dec	87	97806	78	1244932	5	9652
2014 Jan	87	101386	78	1495573	5	9781
Feb	87	101649	78	1418391	5	9057
Mar	87	101386	78	904594	5	9733
Apr	87	96650	78	398546	5	8137
May	87	100232	78	27388	5	7792
Jun	87	97978	78	31879	5	7851
Jul	87	97996	78	0	5	8816
Aug	87	90903	78	0	5	9384
Sep	87	104347	78	0	5	9957
Oct	87	96449	78	0	5	9494
Nov	87	100949	78	11620	5	10072
Dec	87	98761	78	1066293	5	11239

Contd.

5.2 Production of Manufacturing Items

Year/month	Beverages (iii) *		Cigarettes (ii)	
	No. of reporting factories	Production (000 litres)	No. of reporting factories	Production (Million Nos.)
(2005-2006=100)				
2010-11	...	1490983	14	65403
2011-12	...	1812430	14	61954
2012-13		2077729	14	67377
2013-14		2510288	14	64482
2013	Dec	110677	14	5201
2014	Jan	126472	14	5109
	Feb	172437	14	5508
	Mar	227109	14	6749
	Apr	233995	14	6865
	May	262614	14	7173
	Jun	252283	14	3330
	Jul	274080	14	4339
	Aug	326267	14	4534
	Sep	296258	14	4827
	Oct	287898	14	4557
	Nov	295503	14	4466
	Dec	207354	14	4954

*** Not available

* In the new base 2005-06 Beverages has been replaced by soft drinks, juices, syrups and squashes and liquors.

Source: (i) Ministry of Industries & Production.
(ii) Provincial Bureaus of Statistics.
(iii) Central Board of Revenue.

Contd.

5.2 Production of Manufacturing Items

Year/ month	No. of reporting factories	Cotton Textiles (Mills sector)												
		Capacity installed			Capacity worked			Spindle hours worked (Mn. No.)	Looms hours worked (Mn.No.)	Rotors hours worked (Mn.No.)	Consump- tion of Raw Cotton (Tonnes)	Total Yarn Produ- ction (Tonnes)	Surplus Yarn (Tonnes)	Total Prod- uction of Cloth(000) (Sq.m)
		No. of Spindles (000)	No. of Looms (000)	No. of Rotors (000)	No. of Spindles (000)	No. of Looms (000)	No. of Rotors (000)							
2007-08	427	11834	8	203	9960	4	124	76400	21	512	3159170	2809383	2700283	1016390
2008-09	369	10514	9	153	9406	4	71	75408	24	485	2638235	2274347	2327217	1019183
2009-10	439	11392	7	195	10632	5	140	6221	2	40	3372364	2880970	2768071	1004587
2010-11	433	11421	7	195	10757	5	143	6903	2	40	3405727	2956972	1006567	1029672
2011-12	--	10994	7	161	9885	--	100	--	--	--	--	--	--	--
2012 Jan	373	10994	7	161	9963	5	103	6498	2	40	231500	201000	82283	85250
Feb	373	10994	7	161	9925	5	103	6300	2	40	230575	200500	88197	85000
Mar	373	10994	7	161	9887	5	103	6382	2	40	231380	201200	88304	85350
Apr	373	10994	7	161	9906	5	104	6400	2	41	228850	199000	89483	85050
May	373	10994	7	161	9806	5	104	6491	2	41	222080	198000	89766	84500
Jun	373	10994	7	161	9893	5	103	6401	2	40	223070	198200	88626	84200
Jul	373	10994	7	161	9906	5	104	6301	2	42	236841	217900	82358	85520
Aug	373	10994	7	161	9893	5	104	6398	2	41	236640	218263	81553	85500
Sep	373	10994	7	161	9809	5	104	6400	2	40	238548	156904	81600	85600
Oct	373	10994	7	161	9893	5	109	6491	2	41	238290	219111	85590	85750
Nov	373	10994	7	161	9886	5	111	6401	2	40	237899	218935	83431	85500
Dec	373	10995	8	171	9892	5	120	6491	2	41	238456	219669	82792	85458

Contd.

5.2 Production of Manufacturing Items

Year / month	Cotton Cloth (Mills Sector) (Thousand square metres)															Grand Total
	Fine					Medium					Coarse					
	Grey	Bleached	Dyed & Printed	Blended	Total	Grey	Bleached	Dyed & Printed	Blended	Total	Grey	Bleached	Dyed & Printed	Blended	Total	
2007-08	318397	17800	80925	41347	458469	97785	38207	212153	6803	354948	130590	18053	47859	6588	193090	1006507
2008-09	323350	20706	80446	42402	466904	101250	38695	204411	6839	351195	130882	17981	45775	6946	201584	1019683
2009-10	323595	31995	61290	44402	451282	101895	39541	204656	7839	353931	131728	18826	46620	7200	204374	1009587
2010-11	324931	23331	62626	45202	491745	103231	40877	205992	8239	351655	133064	20162	47956	7228	186272	1029672
2011-12	28205	2966	6454	4228	431006	9729	3341	14382	580	343794	19832	822	7292	686	183902	1018702
2012 Jan	--	--	--	--	40810	--	--	--	--	28843	--	--	--	--	15597	85250
Feb	--	--	--	--	40710	--	--	--	--	28768	--	--	--	--	15522	85000
Mar	--	--	--	--	10860	--	--	--	--	28868	--	--	--	--	15622	85350
Apr	--	--	--	--	40760	--	--	--	--	28768	--	--	--	--	15522	85050
May	--	--	--	--	40510	--	--	--	--	28618	--	--	--	--	15372	84500
Jun	28205	2966	6454	4228	41853	9729	3341	14382	580	28032	9916	411	3646	343	14316	84201
Jul	--	--	--	--	40920	--	--	--	--	28923	--	--	--	--	15677	85520
Aug	--	--	--	--	40710	--	--	--	--	28768	--	--	--	--	15522	85000
Sep	--	--	--	--	40895	--	--	--	--	29475	--	--	--	--	12530	85600
Oct	--	--	--	--	40926	--	--	--	--	28985	--	--	--	--	15839	85750
Nov	--	--	--	--	40910	--	--	--	--	28918	--	--	--	--	15672	85500
Dec	--	--	--	--	43110	--	--	--	--	28032	--	--	--	--	14316	85458

Source: Textile Commissioner's Organization.

Contd.

5.2 Production of Manufacturing Items

Year / month	No. of reporting factories	Jute Textiles									Raw Jute consumed (Bales)
		Capacity installed		Capacity worked		Production (Tonnes)					
		No. of Spindles	No. of Looms	No. of Spindles	No. of Looms	Total	Hessian	Sacking	Others		
(2005-2006=100)											
2010-11	10	36076	1851	25327	1044	93174	18218	62630	12326	571874	
2011-12	94087	15960	67138	10989	...	
2012-13	102820	12748	77188	12884	...	
2013-14	101722	15142	71339	15241	...	
2013 Dec	10	36392	1755	23476	1021	9767	1450	6967	1350	54772	
2014 Jan	10	36392	1755	23476	1021	9482	1467	6644	1371	...	
Feb	10	36392	1755	23476	1021	8410	1349	5953	1108	...	
Mar	10	36392	1755	23476	1021	9049	1421	6206	1422	...	
Apr	10	36392	1755	23476	1021	8313	1047	6077	1189	...	
May	10	36392	1755	23476	1021	7602	992	5225	1385	...	
Jun	10	36392	1755	23476	1021	7124	987	4876	1261	...	
Jul	10	36392	1755	23476	1021	7073	968	4883	1222	...	
Aug	10	36392	1755	23476	1021	7422	1044	5200	1178	...	
Sep	10	36392	1755	23476	1021	7422	1043	5619	1464	...	
Oct	10	36392	1755	23476	1021	7422	871	4697	1682	...	
Nov	10	36392	1755	23476	1021	7875	1111	5259	1505	...	

Contd.

5.2 Production of Manufacturing Items

Year/month	Paper		Paper Board	
	No. of reporting factories	Production (Tonnes)	No. of reporting factories	Production (Tonnes)
(2005-2006=100)				
2010-11	19	228675	26	206065
2011-12	19	246342	26	283025
2012-13	19	232361	26	381938
2013-14	19	214298	26	467541
2013 Dec	19	15559	26	32933
2014 Jan	19	15079	26	24532
Feb	19	15616	26	35296
Mar	19	18042	26	39764
Apr	19	19918	26	40414
May	19	17600	26	45065
Jun	19	16596	26	42882
Jul	19	20490	26	41221
Aug	19	16782	26	43092
Sep	19	18398	26	43773
Oct	19	18796	26	41415
Nov	19	20106	26	37640
Dec	19	13933	26	27178

Contd.

5.2 Production of Manufacturing Items

Year / month	Chemicals (Tonnes)				
	No. of reporting factories	Soda Ash (i)	Caustic Soda (i)	Sulphuric Acid (ii)	Chlorine Gas (ii)
(2005-2006=100)					
2010-11	12	378048	172031	114773	15157
2011-12	12	370743	179097	100403	15770
2012-13	12	366238	182869	89431	15495
2013-14	12	409148	167465	85773	14902
2013 Dec	12	34394	13758	10286	1202
2014 Jan	12	34048	11554	7153	1080
Feb	12	31205	11352	3555	1287
Mar	12	35034	14068	7868	1291
Apr	12	38225	13995	6362	1302
May	12	40138	15087	6176	1110
Jun	12	33788	13613	6171	1099
Jul	12	37942	14146	6491	1176
Aug	12	37603	15203	6143	1052
Sep	12	37030	15033	10997	1154
Oct	12	37988	15214	7021	1199
Nov	12	37325	14715	6287	1425
Dec	12	36446	12184	8912	1354

Contd.

5.2 Production of Manufacturing Items

Year/month	Chemical Fertilizers (Tonnes) (i)						Paints & Varnishes Solid(iii)		Paints & Varnishes Liquid (iii)	
	No. of reporting factories	Urea	Super Phosphate	Ammonium Nitrate	Nitro Phosphate	DI.Amm. Phosphate	No. of reporting factories	Production (Tonnes)	No. of reporting factories	Production (000 Ltrs.)
(2005-2006=100)										
2010-11	11	4552068	173250	275061	252335	663782	102	25673	169	48924
2011-12	11	4470662	114727	432290	337624	622649	102	23026	169	38371
2012-13	11	4215088	79304	401270	291922	729917	102	28048	169	40528
2013-14	11	4930283	87754	519104	447168	693142	102	36714	169	43908
2013 Dec	11	420412	4487	40345	32682	68824	102	3197	169	3359
2014 Jan	11	399378	3220	40155	33340	3332	102	3066	169	3345
Feb	11	361536	7530	36243	28658	25371	102	2933	169	3324
Mar	11	384791	9283	54016	43333	70699	102	3003	169	3449
Apr	11	382988	8557	45422	28230	60142	102	3805	169	3636
May	11	375283	8805	37416	37673	70514	102	3428	169	4124
Jun	11	404825	6006	35530	31123	66555	102	3485	169	3705
Jul	11	428831	6384	36104	33064	65480	102	3618	169	4391
Aug	11	451284	6050	35857	34109	69156	102	3476	169	3652
Sep	11	406817	5829	35302	34704	67786	102	3441	169	4705
Oct	11	438275	5136	43575	37856	68333	102	3610	169	4833
Nov	11	431597	8410	48085	42390	61576	102	3432	169	4629
Dec	11	429939	9040	40666	33517	71846	102	3153	169	4345

Source: (i) M/o. Industries & Production.
(ii) Provincial Bureau of Statistics.

Contd.

5.2 Production of Manufacturing Items

Year/ Month	No. of Reporting Refineries	Petroleum Products (000 Ltrs.)											Total Petroleum Products
		Jet Fuel	Kerosene	Motor Spirit	High Speed Diesel	Diesel Oil N.O.S.	Furnace Oil	Lubri- cating Oil	Jute Batching Oil	Solvent- Neptha	L.P.G.	Petroleum Products N.O.S.	

(2005-2006=100)

2010-11	4	1054216	143637	1695852	3851414	51700	2566930	221456	3356	1052751	343250	289826	11274387
2011-12	4	890346	156877	1687118	3828574	30230	2282991	234177	3526	923630	341611	264025	10643104
2012-13	4	936028	179871	2056737	4583975	40041	2777820	224823	3489	898671	420457	272492	12394404
2013-14	4	995514	175699	2171499	5088237	60893	3041178	224608	2789	1008195	380597	279584	13428792
2013 Dec	4	91056	13059	187469	387624	5466	254891	17784	282	70176	31413	24899	1084125
2014 Jan	4	87709	6447	168542	405360	3932	253617	17693	276	86247	31512	17646	1079062
Feb	4	91912	8094	173268	417692	6812	282719	18261	315	90241	29481	18979	1138133
Mar	4	91623	24148	18569	418888	7283	256768	18947	219	90270	33236	22323	1150274
Apr	4	85369	14765	178814	397713	3229	219221	14657	161	80408	33942	23429	1050707
May	4	89272	14103	185150	463937	5423	262438	18825	210	102845	28378	26641	1197222
Jun	4	83665	13610	176693	447409	6833	255248	18448	219	111836	30599	29835	1184394
Jul	4	83904	14512	192238	440777	3302	256875	18337	175	91045	33593	21029	1155787
Aug	4	81008	15494	193424	424952	5136	248923	15888	144	84769	28993	19408	1118140
Sep	4	84429	17143	168826	391629	6281	235241	19587	255	84411	28699	22454	1058959
Oct	4	88180	17121	199730	457889	4630	273367	18668	44	92582	33054	15504	1200768
Nov	4	67680	20220	176376	388537	5420	213528	18728	325	82578	30545	24284	1028222
Dec	4	81866	15804	163166	367386	4984	202784	16339	207	85123	28576	22636	994871

Contd.

5.2 Production of Manufacturing Items

Year/month	Manufacture/Assembly of Automobiles (Nos.) (i)							Bicycles (ii)	
	Cars	Jeeps (4x4)	Light commercial vehicles	Trucks	Buses	Motor Cycles	Tractors	No. of reporting factories	Production (Nos.)
(2005-2006=100)									
2010-11	133972	883	19142	2810	490	1638457	70855	5	345272
2011-12	154255	451	20929	2597	568	1649532	48152	5	262096
2012-13	120332	1475	14517	1923	522	1675071	50871	5	232979
2013-14	116281	1217	17477	2674	559	1728137	34524	5	205448
2013 Dec	7982	61	1121	217	30	138820	4850	5	19224
2014 Jan	10808	123	1429	203	54	156803	1651	5	17692
Feb	10318	71	1504	237	60	143195	1275	5	19080
Mar	11480	112	1628	303	35	156607	3401	5	16436
Apr	10726	79	1349	256	26	138110	4007	5	16018
May	10561	181	1308	253	30	155374	4025	5	18012
Jun	9637	127	1465	358	57	137521	1775	5	17881
Jul	7056	70	1257	216	45	144011	2062	5	12226
Aug	11170	120	1441	374	51	146905	3204	5	18178
Sep	12464	143	1671	430	49	140955	6630	5	20912
Oct	11155	117	1476	246	26	144541	3721	5	21064
Nov	10392	96	1351	227	60	145666	4957	5	21110
Dec	10252	105	1563	272	70	13282	3575	5	14723

Contd.

5.2 Production of Manufacturing Items

Year/month	Steel Products (Tonnes) (i)					
	Coke	Pig iron	Billets	H.R. sheets/ strips/plates/ coils	C.R. sheets/ strips/plates/ coils	Galvanized sheets
(2005-2006=100)						
2010-11	301701	433104	3913	358597	87946	5440
2011-12	192876	249135	1403	180087	25910	0
2012-13	203359	201489	0	14969	2383	0
2013-14	31924	89433	0	11605	2484	0
2013 Dec	0	4027	0	3551	0	0
2014 Jan	0	4240	0	2784	0	0
Feb	0	7755	0	8159	0	0
Mar	0	4800	0	2440	898	0
Apr	0	2176	0	0	0	0
May	0	9420	0	8388	0	0
Jun	0	9676	0	2086	1155	0
Jul	15930	10398	36	7675	0	0
Aug	14345	14191	0	9269	1427	0
Sep	23090	25486	1113	17876	0	0
Oct	17977	3333	76	620	0	0
Nov	15880	20842	0	11791	0	0
Dec	26169	29960	493	20388	0	0

Contd.

5.2 Production of Manufacturing Items

Year/month	Cycle Tyres (i)		Cycle Tubes (i)		Motor tyres (ii)		Motor tubes (ii)		Cement (ii)	
	No. of reporting factories	Production (000 Nos.)	No. of reporting factories	Production (000 Nos.)	No. of reporting factories	Production (000 Nos.)	No. of reporting factories	Production (000 Nos.)	No. of reporting factories	Production (000 MT)

(2005-2006=100)

2010-11	9	2879	9	6534	4	9222	4	19108	21	28716
2011-12	9	3431	9	6846	4	7011	4	20338	21	29557
2012-13	--	3429	9	7746	4	7864	4	20269	21	31055
2013-14	--	4067	9	8033	4	8770	4	20837	21	31303
2013 Dec	9	338	9	715	4	806	4	1729	21	2711
2014 Jan	9	340	9	668	4	741	4	1736	21	2506
Feb	9	345	9	673	4	739	4	1738	21	2446
Mar	9	338	9	675	4	748	4	1739	21	2941
Apr	9	343	9	655	4	730	4	1738	21	2845
May	9	327	9	679	4	771	4	1763	21	2755
Jun	9	352	9	641	4	715	4	1755	21	2916
Jul	9	339	9	684	4	772	4	1766	21	2060
Aug	9	380	9	752	4	709	4	1730	21	2392
Sep	9	326	9	706	4	722	4	1731	21	2792
Oct	9	406	9	753	4	726	4	1747	21	2588
Nov	9	428	9	817	4	753	4	1834	21	2760
Dec	9	413	9	745	4	729	4	1753	21	2788

Source:(i) Provincial Bureaus' of Statistics.

Contd.

(ii) M/o. Industries & Production.

5.2 Production of Manufacturing Items

Year/month	No. of reporting factories	Electric Bulbs (iii) Production (000 Nos.)	No. of reporting factories	Electric Tubes (iii) Production (000 Metres)
2010-11	6	79610	2	1180
2011-12	6	78981	2	1266
2012-13	6	79743	2	0
2013-14	6	75528	2	0
2013 Dec	6	6670	2	0
2014 Jan	6	5661	2	0
Feb	6	5330	2	0
Mar	6	6053	2	0
Apr	6	5777	2	0
May	6	5254	2	0
Jun	6	5311	2	0
Jul	6	4353	2	3
Aug	6	5344	2	4
Sep	6	5825	2	5
Oct	6	7850	2	6
Nov	6	6515	2	7
Dec	6	6867	2	8

Contd.

5.2 Production of Manufacturing Items

Year/month	Sewing Machines (ii)		Electric Motors (ii)		Electric Transformers (ii)		T.V. Sets (iii)	
	No. of reporting factories	Production (Nos.)	No. of reporting factories	Production (Nos.)	No. of reporting factories	Production (Nos.)	No. of reporting factories	Production (Nos.)
(2005-2006=100)								
2010-11	7	47026	23	10469	10	13691	14	425592
2011-12	7	39603	23	9126	10	23683	14	268801
2012-13	7	32876	23	7539	10	26411	14	462938
2013-14	7	19845	23	9891	10	11363	14	426374
2013 Dec	7	1685	23	747	10	822	14	35100
2014 Jan	7	1999	23	781	10	783	14	37597
Feb	7	1869	23	782	10	694	14	36951
Mar	7	1600	23	874	10	772	14	39931
Apr	7	707	23	877	10	1106	14	34491
May	7	2692	23	879	10	1247	14	34997
Jun	7	2595	23	847	10	1366	14	34718
Jul	7	2032	23	752	10	1939	14	34375
Aug	7	1551	23	814	10	2548	14	36024
Sep	7	583	23	807	10	2822	14	36447
Oct	7	1377	23	810	10	2800	14	37869
Nov	7	1298	23	756	10	2607	14	37037
Dec	7	1536	23	767	2164	2164		37927

Source: (i) M/o. Industries & Production
(ii) Provincial Bureaus of Statistics
(iii) Pakistan Electronic Manufacturer Association(PEMA)

6. MONEY & CREDIT

6.1 Reserve Money

(Million Rupees)

Components	2009-10	2010-11	2011-12	2012-13	2013-14
A. Currency in Circulation	1295385	1501411	1673746	1939267	2177873
B. Cash in Tills	87673	104852	110055	110867	139490
C. Other Deposits with SBP	6663	10145	8899	10523	13147
D. Bank Deposits	289566	349434	396172	475648	530746
Reserve Money (A+B+C+D)	1679287	1965842	2188872	2536305	2861256
Factor affecting Reserve Money (RM)					
A. Government Sector(1+2)	1224942	1222060	1727905	2235863	2432250
1. Budgetary Borrowings	1208651	1200660	1706008	2212823	2409794
2. Others	16291	21400	21897	23040	22456
B. Non-Govt. Sector (1+2+3)	306625	309342	284061	295111	494563
1. Claims on Scheduled Banks (a+b+c+d+e)	312680	315182	288789	300649	500041
a. Agriculture Sector	55483	53228	52131	52278	51923
b. Industrial Sector	42107	41943	42336	41057	42833
c. Export Sector	185541	190460	164768	177756	160553
d. Housing Sector	--	--	--	--	--
e. Others	29549	29551	29554	29557	244731
2. Claims on NBFIs	17628	18075	19187	18537	18597
3. Special a/c debt Repayment	-23683	-23915	-23915	-24075	-24075
C. Other Items (Net)	-231152	-179695	-211666	-128620	-555023
D. Net Domestic Assets (A+B+C)	1300415	1351707	1800300	2402354	2371790
E. Net Foreign Assets	378872	614134	388572	133951	489467
F. Reserve Money (D+E)	1679287	1965841	2188872	2536305	2861256

Contd.

6.1 Reserve Money

(Million Rupees)

Components	2013	2014		
	Dec	Jan.	Feb.	Mar.
A. Currency in Circulation	2086655	2137754	2137141	2116884
B. Cash in Tills	133340	117581	120244	137143
C. Other Deposits with SBP1	10866	10600	10661	10726
D. Bank Deposits	493540	478681	480763	472541
Reserve Money (A+B+C+D)	2724402	2744617	2748809	2737295
Factor Affecting Reserve Money (RM)				
A. Government Sector(1+2)	2696919	2667073	2421784	2300997
1. Budgetary Borrowings	2675725	2644162	2398626	2277916
2. Others	21194	22911	23159	23081
B. Non-Govt. Sector (1+2+3)	526057	526883	516695	525673
1. Claims on Scheduled Banks(a+b+c+d+e)	531811	532546	522285	531310
a. Agriculture Sector	52118	52013	52007	51977
b. Industrial Sector	39715	40496	41884	44146
c. Export Sector	201904	201962	190321	181190
d. Housing Sector				
e. Others	238075	238075	238074	253998
2. Claims on NBFIs	18320	18412	18484	18438
3. Special a/c debt Repayment	-24075	-24075	-24075	-24075
C. Other Items (Net)	-401713	-325965	-163988	-163359
D. Net Domestic Assets (A+B+C)	2821262	2867992	2774492	2663312
E. Net Foreign Assets	-96861	-123375	-25683	73983
F. Reserve Money (D+E)	2724402	2744617	2748809	2737295

Contd.

6.1 Reserve Money

(Million Rupees)

Components	2014			
	Apr.	May	Jun.	Jul.
A. Currency in Circulation	2125530	2158947	2177873	2312992
B. Cash in Tills	116883	119786	139490	163246
C. Other Deposits with SBP1	12839	13623	13147	13198
D. Bank Deposits	466687	439916	530746	449947
Reserve Money (A+B+C+D)	2721939	2732272	2861256	2939383
Factor Affecting Reserve Money (RM)				
A. Government Sector(1+2)	2189790	2298976	2432250	2559021
1. Budgetary Borrowings	2175773	2276278	2409794	2537861
2. Others	23017	22699	22456	21160
B. Non-Govt. Sector (1+2+3)	521265	510926	494563	501903
1. Claims on Scheduled Banks(a+b+c+d+e)	526799	516432	500041	507774
a. Agriculture Sector	51935	51974	51923	51820
b. Industrial Sector	43802	43544	42833	42733
c. Export Sector	177065	166915	160553	168491
d. Housing Sector	--	--	--	--
e. Others	253998	253998	244731	244731
2. Claims on NBFIs	18541	18569	18597	18204
3. Special a/c debt Repayment	-24075	-24075	-24075	-24075
C. Other Items (Net)	-250992	-507600	-555023	-576268
D. Net Domestic Assets (A+B+C)	2469064	2302303	2371790	2484656
E. Net Foreign Assets	252875	429969	489467	454727
F. Reserve Money (D+E)	2721939	2732272	2861256	2939383

Contd.

6.1 Reserve Money

(Million Rupees)

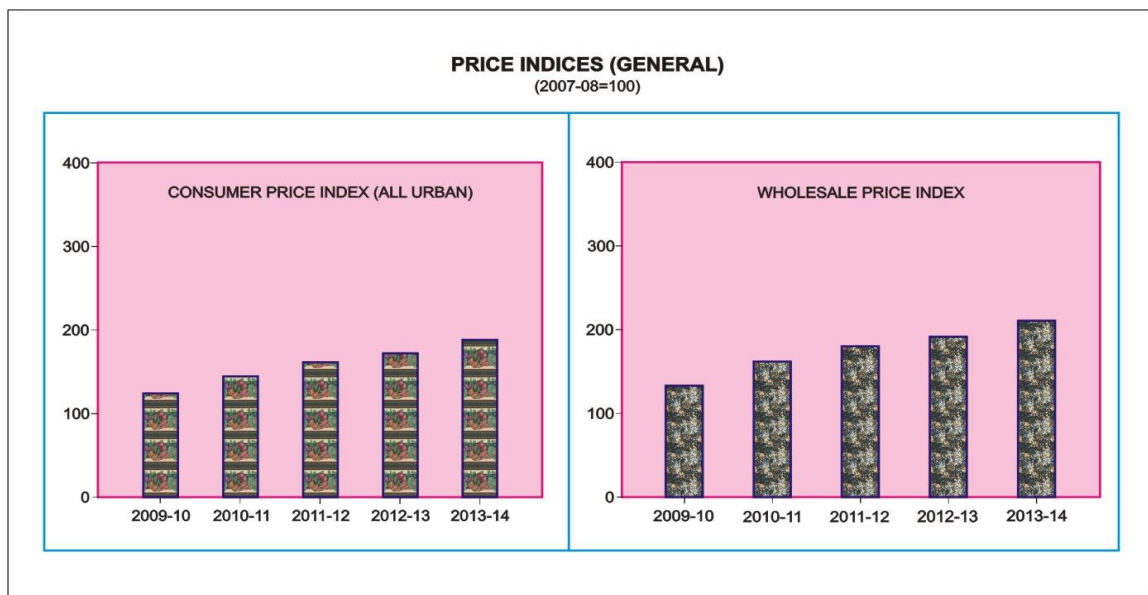
Components	2014				
	Aug.	Sep.	Oct.	Nov.	Dec.
A. Currency in Circulation	2205677	2261802	2328532	2338976	2301599
B. Cash in Tills	129155	135383	134652	134601	137995
C. Other Deposits with SBP1	13316	13851	13078	13007	12904
D. Bank Deposits	514821	380463	514917	417680	328786
Reserve Money (A+B+C+D)	2862969	2791499	2991180	2904264	2781284
Factor Affecting Reserve Money (RM)					
A. Government Sector(1+2)	2539392	2358827	2503978	2163013	2008988
1. Budgetary Borrowings	2520413	2338664	2483292	2142385	1988544
2. Others	18979	20163	20686	20627	20444
B. Non-Govt. Sector (1+2+3)	465227	499753	531869	544453	555116
1. Claims on Scheduled Banks(a+b+c+d+e)	471067	505393	537484	550139	560850
a. Agriculture Sector	51792	51752	51709	51636	51597
b. Industrial Sector	42109	42260	43819	43427	43143
c. Export Sector	132434	163057	193633	206752	212267
d. Housing Sector	--	--	--	--	--
e. Others	244731	248324	248324	248324	253843
2. Claims on NBFIs	18235	18436	18460	18389	18340
3. Special a/c debt Repayment	-24075	-24075	-24075	-24075	-24075
C. Other Items (Net)	-575867	-548711	-496969	-223768	-337829
D. Net Domestic Assets (A+B+C)	2428751	2309869	2538878	2483698	2226275
E. Net Foreign Assets	434217	481629	452302	420565	555009
F. Reserve Money (D+E)	2862969	2791499	2991180	2904263	2781284

Note: 1) Excluding IMP A/c Nos. 1,2 & SAF A/c loan, counterpart funds and deposits of foreign, government, Central Bank, international organizations and deposit money banks
2) Source agency has made some changes in table Monetary Statistics and renamed as Reserve Money
3) P = Provisional

7. PRICE

7.1 Price Indices (General) with Percentage Change

Year / month	Consumer price index (all urban)		Wholesale Price Index	
	index	Annual/monthly rate of change (%)	index	Annual/monthly rate of change (%)
(2007-08 = 100)				
2009-10	128.85	10.10	135.40	13.85
2010-11	146.45	13.66	164.17	21.25
2011-12	162.57	11.01	181.29	10.42
2012-13	174.53	7.36	194.61	7.35
2013-14	189.58	8.62	210.48	8.15
2013 Dec	188.68	-1.32	210.11	-0.99
2014 Jan	189.60	0.49	211.23	0.53
Feb	189.00	-0.32	210.94	-0.14
Mar	190.82	0.96	211.66	0.34
Apr	194.06	1.70	211.88	0.10
May	193.55	-0.26	211.71	-0.08
Jun	194.74	0.61	214.60	1.37
Jul	198.05	1.70	215.76	0.54
Aug	198.70	0.33	214.73	-0.48
Sep	199.40	0.35	215.06	0.15
Oct	199.81	0.21	214.39	-0.31
Nov	198.80	-0.51	212.26	-0.99
Dec	196.79	-1.01	208.25	-1.89



7.2 Combined Sensitive Price Indicator (SPI) by Quintile

Year/Month	Quintile						
	Q.1	Q.2	Q.3	Q.4	Q.5	Q.6	
(2007-08=100)							
2009 - 10	136.80	138.05	140.26	140.03	142.54	139.84	
2010 - 11	159.47	161.21	160.54	166.27	168.82	164.03	
2011 - 12	170.77	174.11	173.67	181.09	185.59	178.67	
2012 - 13	184.04	190.29	189.05	190.39	190.78	189.61	
2013 - 14	201.15	206.95	208.93	210.70	209.74	208.66	
2013	Dec	202.14	207.70	211.31	213.30	212.02	210.78
2014	Jan	199.67	205.44	209.20	211.43	210.68	208.99
	Feb	199.49	205.12	208.79	210.92	210.16	208.55
	Mar	203.77	209.24	212.77	214.60	213.12	212.08
	Apr	203.91	209.58	212.44	214.15	212.68	211.78
	May	200.84	207.07	209.95	212.12	211.34	209.80
	Jun	203.07	209.47	212.49	214.79	214.05	212.40
	Jul	207.04	213.40	216.40	218.64	217.57	216.14
	Aug	208.76	214.85	217.62	219.57	218.08	217.08
	Sep	209.27	215.18	217.82	219.55	217.76	217.06
	Oct	209.21	215.07	217.61	219.21	217.14	216.67
	Nov	206.84	212.73	215.65	217.17	214.69	214.45
	Dec	203.70	209.85	213.06	214.64	212.03	211.76

7.3 Combined Consumer Price Index Numbers by Commodity Groups

Year/month	General	Food & Non - Alcoholic Beverages	Alcoholic Beverages Tobacco	Clothing & Footwear	Housing water, Elec, Gas Fuels	H.hold Equip & Repair, Maintainance	Health	Transport	Communi- cation	Recreation & Culture	Education	Restau & Hotels	Miscellaneous goods & services
(2007-08=100)													
2009-10	128.85	139.10	136.71	119.22	122.14	123.93	114.33	132.79	109.65	127.87	119.39	140.36	133.63
2010-11	146.45	164.61	151.64	133.35	135.27	135.59	123.79	149.01	122.47	134.62	128.17	164.04	152.45
2011-12	162.57	182.77	165.01	153.45	146.17	160.28	137.97	171.39	122.94	145.35	143.83	185.82	181.47
2012-13	174.53	195.05	191.02	175.58	151.34	179.87	156.56	186.43	126.16	169.07	156.69	203.63	199.49
2013-14	189.58	211.75	223.38	198.01	164.60	195.85	167.15	195.15	129.76	183.77	172.57	228.61	210.15
2013 Dec	188.68	209.87	220.96	196.57	164.44	195.84	166.84	197.03	129.79	183.14	168.34	228.16	210.34
2014 Jan	189.60	209.65	221.80	198.27	166.94	196.75	166.85	197.19	129.79	183.35	168.48	231.12	211.23
Feb	189.00	207.34	221.77	199.16	166.96	197.91	167.50	197.33	129.82	183.42	168.48	233.32	212.47
Mar	190.82	211.97	221.82	200.29	166.99	198.85	169.93	196.22	129.85	183.72	168.53	235.52	214.42
Apr	194.06	216.45	221.91	202.73	169.46	200.99	170.58	195.61	129.80	187.95	184.84	236.98	213.15
May	193.55	213.57	223.66	205.01	169.51	202.02	172.45	195.03	129.81	188.47	188.73	238.05	215.29
Jun	194.74	214.50	259.28	206.96	169.53	204.09	172.75	195.27	129.88	188.74	190.90	238.76	215.12
Jul	198.05	220.48	265.82	209.51	171.62	204.42	173.40	198.38	129.85	188.76	191.33	239.23	216.98
Aug	198.70	221.77	266.59	210.19	171.65	205.48	173.42	198.70	129.83	189.02	191.45	239.85	218.63
Sep	199.40	221.77	266.59	210.97	171.70	207.21	174.47	205.10	129.85	189.34	191.93	242.00	219.39
Oct	199.81	221.33	266.62	211.10	173.39	207.48	174.95	204.84	129.85	189.39	192.41	242.78	220.36
Nov	198.80	220.25	266.65	213.01	174.01	208.26	175.37	190.59	129.99	189.55	192.41	242.78	220.35
Dec	196.79	215.18	266.63	213.88	174.04	208.80	176.31	185.17	130.13	189.60	192.41	244.59	220.73

**7.4: Consumer Price Index Numbers by Major Groups
and Selected Commodities
(2007-2008=100)**

Item and Specification	Weight	Index Numbers			% Change in Dec., 2014 over	
		Dec., 2014	Nov., 2014	Dec., 2013	Nov., 2014	Dec., 2013
<u>General</u>	100.0000	196.79	198.79	188.68	- 1.01	+ 4.30
<u>Food and non-alcoholic Beverages</u>	34.8343	215.18	220.25	209.87	- 2.30	+ 2.53
1 Wheat	0.3477	207.94	211.83	232.97	- 1.84	- 10.74
2 Wheat Flour	4.1648	221.32	222.97	232.04	- 0.74	- 4.62
3 Wheat Product	0.0959	220.09	219.98	219.04	+ 0.05	+ 0.48
4 Besan	0.1500	173.03	172.67	171.84	+ 0.21	+ 0.69
5 Rice	1.5821	190.01	196.10	194.51	- 3.11	- 2.31
6 Cereals	0.1563	239.36	239.07	229.43	+ 0.12	+ 4.33
7 Bakery & Confectionary	1.1550	206.84	206.65	197.89	+ 0.09	+ 4.52
8 Nimco	0.4574	238.29	238.29	220.68	+ 0.00	+ 7.98
9 Meat	2.4303	244.09	243.83	229.58	+ 0.11	+ 6.32
10 Chicken	1.3596	193.92	173.51	185.00	+ 11.76	+ 4.82
11 Fish	0.2970	222.61	217.91	213.01	+ 2.16	+ 4.51
12 Milk Fresh	6.6800	249.48	247.74	232.61	+ 0.70	+ 7.25
13 Milk Products	0.6338	242.58	242.95	227.69	- 0.15	+ 6.54
14 Milk Powder	0.1129	225.97	225.38	199.29	+ 0.26	+ 13.39
15 Eggs	0.4555	229.54	234.65	236.82	- 2.18	- 3.07
16 Mustard Oil	0.0952	158.68	158.89	160.20	- 0.13	- 0.95
17 Cooking Oil	1.7538	158.40	159.95	161.53	- 0.97	- 1.94
18 Vegetable Ghee	2.0714	153.52	155.25	157.90	- 1.11	- 2.77
19 Dry Fruits	0.2543	249.19	246.55	227.99	+ 1.07	+ 9.30
20 Fresh Fruits	1.8649	205.42	218.51	174.26	- 5.99	+ 17.88
21 Pulse Masoor	0.2712	189.08	186.28	167.79	+ 1.50	+ 12.69
22 Pulse Moong	0.2336	306.98	295.69	252.58	+ 3.82	+ 21.54
23 Pulse Mash (Washed)	0.2098	227.22	229.35	191.03	- 0.93	+ 18.94
24 Pulse Gram	0.2361	173.09	172.33	163.60	+ 0.44	+ 5.80
25 Gram Whole	0.1616	178.80	179.16	176.98	- 0.20	+ 1.03
26 Beans	0.0269	243.06	245.30	237.14	- 0.91	+ 2.50
27 Potatoes	0.4671	264.59	430.89	273.22	- 38.59	- 3.16
28 Onion	0.5312	146.98	203.33	296.92	- 27.71	- 50.50
29 Tomatoes	0.4391	158.75	141.15	190.66	+ 12.47	- 16.74
30 Fresh Vegetables	1.6886	216.00	253.04	183.57	- 14.64	+ 17.67
31 Sugar	1.0445	196.68	205.96	195.97	- 4.51	+ 0.36
32 Gur	0.0220	253.17	263.18	251.24	- 3.80	+ 0.77
33 Honey	0.0446	302.49	300.07	270.31	+ 0.81	+ 11.90
34 SweetMeat	0.2483	232.52	231.95	221.74	+ 0.25	+ 4.86
35 Beverages	1.1990	206.55	206.90	189.72	- 0.17	+ 8.87
36 Jam, Tomato Ketchup & Pickles	0.2454	203.75	202.38	190.20	+ 0.68	+ 7.12
37 Condiments	0.2656	252.97	251.93	226.94	+ 0.41	+ 11.47
38 Spices	0.5441	234.25	234.33	215.63	- 0.03	+ 8.64
39 Tea	0.8377	215.38	214.72	247.54	+ 0.31	- 12.99
<u>Alcoholic Beverages, Tobacco</u>	1.4135	266.63	266.65	220.96	- 0.01	+ 20.67
40 Cigarettes	1.3906	267.63	267.63	221.44	+ 0.00	+ 20.86
41 Betel Leaves & Nuts	0.0229	206.01	207.58	191.21	- 0.76	+ 7.74
<u>Clothing and footwear</u>	7.5708	213.88	213.01	196.57	+ 0.41	+ 8.81
42 Cotton Cloth	1.7286	207.60	207.27	182.80	+ 0.16	+ 13.57
43 Woolen Cloth	0.8759	232.70	230.53	217.90	+ 0.94	+ 6.79
44 Readymade Garments	0.9739	213.12	212.79	195.84	+ 0.16	+ 8.82
45 Woolen Readymade Garments	0.3964	239.99	234.72	208.59	+ 2.25	+ 15.05
46 Hosiery	0.5094	225.57	224.72	206.31	+ 0.38	+ 9.34
47 Dopatta	0.4412	230.50	229.61	214.25	+ 0.39	+ 7.58
48 Cleaning and Laundry	0.2110	235.55	235.28	217.89	+ 0.11	+ 8.11
49 Tailoring	0.8840	263.37	262.50	237.19	+ 0.33	+ 11.04
50 Footwear	1.5504	164.29	164.29	162.96	+ 0.00	+ 8.82

Contd.

**7.4: Consumer Price Index Numbers by Major Groups
and Selected Commodities
(2007-2008=100)**

Item and Specification	Weight	Index Numbers			% Change in Dec., 2014 over			
		Dec., 2014	Nov., 2014	Dec., 2013	Nov., 2014	Dec., 2013		
<i>Housing, water, Elec., Gas and other fuels</i>	29.4149	174.04	174.01	164.44	+	0.02	+	5.84
51 House Rent	21.8149	162.06	162.06	150.59	+	0.00	+	7.62
52 Construction Input Items	0.5623	237.53	236.32	225.47	+	0.51	+	5.35
53 Construction Wage Rates	0.3331	204.99	204.38	191.24	+	0.30	+	7.19
54 Water Supply	0.4971	149.92	149.92	147.52	+	0.00	+	1.63
55 Electricity	4.3985	231.52	231.52	227.44	+	0.00	+	1.79
56 Gas	1.5756	143.81	143.81	143.81	+	0.00	+	0.00
57 Kerosene Oil	0.0057	243.33	260.32	296.77	-	6.53	-	18.01
58 Firewood Whole	0.2277	269.83	268.99	260.84	+	0.31	+	3.45
<i>Furnishing and household equipment maintenance</i>	4.2082	208.80	208.26	195.84	+	0.26	+	6.62
59 Furniture	0.3315	200.42	200.00	187.36	+	0.21	+	6.97
60 Household Textiles	0.6489	206.70	205.12	193.78	+	0.77	+	6.67
61 Household Equipment	0.5936	172.19	172.08	166.01	+	0.06	+	3.72
62 Utensils	0.3212	210.77	209.64	197.31	+	0.54	+	6.82
63 Plastic Products	0.2547	200.35	199.79	190.40	+	0.28	+	5.23
64 Washing Soaps & Detergents	0.7893	223.15	222.79	213.77	+	0.16	+	4.39
65 Sewing Needle & Dr Cell	0.1496	183.97	183.61	173.11	+	0.20	+	6.27
66 Household Servant	1.0432	226.18	226.02	206.44	+	0.07	+	9.56
67 Marriage Hall Charges	0.0762	230.52	230.24	207.66	+	0.12	+	11.01
<i>Health</i>	2.1868	176.31	175.37	166.84	+	0.54	+	5.68
68 Drugs & Medicines	1.2667	147.65	147.26	142.27	+	0.26	+	3.78
69 Medical Equipments	0.0080	222.46	221.31	209.70	+	0.52	+	6.08
70 Doctor (MBBS) Clinic Fee	0.5904	238.49	236.75	219.23	+	0.73	+	8.79
71 Medical Tests	0.3217	173.89	172.27	166.32	+	0.94	+	4.55
<i>Transport</i>	7.2023	185.17	190.59	197.03	-	2.84	-	6.02
72 Motor Vehicles	0.6630	163.77	163.75	161.22	+	0.01	+	1.58
73 Motor Vehicle Accessories	0.2439	230.12	229.63	222.12	+	0.21	+	3.60
74 Motor Fuel	3.0269	164.04	175.69	194.14	-	6.63	-	15.50
75 Mechanical Service	0.4552	210.62	209.51	198.85	+	0.53	+	5.92
76 Motor Vehicle Tax	0.1099	210.18	210.18	153.74	+	0.00	+	36.71
77 Transport Services	2.7034	204.73	206.36	208.24	-	0.79	-	1.69
<i>Communication</i>	3.2198	130.13	129.99	129.79	+	0.11	+	0.26
78 Postal Services	0.0662	226.10	221.37	215.89	+	2.14	+	4.73
79 Communication & Apparatus	3.1536	128.11	128.07	127.98	+	0.03	+	0.10
<i>Recreation and culture</i>	2.0227	189.60	189.55	183.14	+	0.03	+	3.53
80 Recreation & Culture	0.8634	128.06	128.04	126.50	+	0.02	+	1.23
81 Text Books	0.5706	280.89	280.89	267.10	+	0.00	+	5.16
82 Newspapers	0.1934	175.42	175.42	172.95	+	0.00	+	1.43
83 Stationery	0.3953	199.16	198.96	190.60	+	0.10	+	4.49
<i>Education</i>	3.9431	192.41	192.41	168.34	+	0.00	+	14.30
84 Education	3.9431	192.41	192.41	168.34	+	0.00	+	14.30
<i>Restaurants and hotels</i>	1.2286	244.59	242.78	228.16	+	0.75	+	7.20
85 Readymade Food	1.2286	244.59	242.78	228.16	+	0.75	+	7.20
<i>Misc. goods and services</i>	2.7550	220.73	220.35	210.34	+	0.17	+	4.94
86 Personal Care	1.4935	204.68	204.40	192.91	+	0.14	+	6.10
87 Cosmetics	0.3853	187.35	185.73	176.30	+	0.87	+	6.27
88 Blades	0.0322	185.42	185.42	181.71	+	0.00	+	2.04
89 Personal Equipments	0.8440	265.72	265.71	257.84	+	0.00	+	3.06

**7.5 Combined Consumer Price Index Numbers by Quintiles
and Major Commodity Groups
December, 2014
(2007-2008=100)**

Income Quintiles	General	Food and non-alcoholic Beverages	Alcoholic Beverages, Tobacco	Clothing and footwear	Housing, water, Elec., Gas and other fuels	Furnishing and household equipment maintenance	Health	Transport	Communication	Recreation and culture	Education	Restaurants and hotels	Misc. goods and services
------------------	---------	----------------------------------	------------------------------	-----------------------	--	--	--------	-----------	---------------	------------------------	-----------	------------------------	--------------------------

All Urban Combined

Aggregate	196.79	215.18	266.63	213.88	174.04	208.80	176.31	185.17	130.13	189.60	192.41	244.59	220.73
Income Quintile 1	198.08	213.44	275.19	211.97	162.12	210.70	169.52	196.93	118.39	203.12	201.07	244.19	218.40
Income Quintile 2	199.68	214.35	274.74	212.13	172.01	209.34	172.01	191.89	118.45	200.85	199.13	244.97	217.48
Income Quintile 3	199.94	214.66	273.63	212.61	176.24	207.19	173.80	189.14	120.46	197.42	195.31	244.70	218.28
Income Quintile 4	199.42	215.08	272.62	213.40	178.30	205.53	176.39	185.15	124.83	192.26	195.52	244.51	218.57
Income Quintile 5	194.43	216.06	257.32	215.30	174.40	209.67	178.82	183.92	135.54	183.52	190.55	244.58	223.09

**7.6 Combined Consumer Price Index Numbers by Quintile,
Major Commodity Groups for Selected Cities
December, 2014
(2007-2008=100)**

Cities	General	Food and non-alcoholic Beverages	Alcoholic Beverages, Tobacco	Clothing and footwear	Housing, water, Elec., Gas and other fuels	Furnishing and household equipment maintenance	Health	Transport	Communication	Recreation and culture	Education	Restaurants and hotels	Misc. goods and services
--------	---------	----------------------------------	------------------------------	-----------------------	--	--	--------	-----------	---------------	------------------------	-----------	------------------------	--------------------------

Income Quintile 1

Rawalpindi	205.07	219.89	281.25	224.34	178.09	220.79	199.02	216.73	104.44	216.90	246.99	241.66	216.71
Islamabad	210.14	218.95	275.37	221.29	165.56	224.54	199.07	219.71	111.29	303.20	654.39	225.22	221.82
Lahore	192.56	221.94	270.11	197.40	144.27	231.30	177.36	193.64	104.42	214.45	187.24	233.61	254.24
Gujranwala	191.28	209.32	272.76	203.50	157.17	219.21	154.38	177.92	111.41	220.70	157.20	220.50	207.53
Sialkot	187.07	206.29	286.78	171.31	159.38	176.02	138.40	193.52	115.79	302.05	157.25	201.55	191.71
Faisalabad	191.40	201.94	272.04	191.83	171.10	190.66	162.65	191.68	124.07	235.63	147.70	258.87	202.73
Multan	194.69	206.64	263.92	197.82	170.58	202.85	161.51	186.90	137.29	224.74	156.28	248.60	200.58
Sargodha	205.95	205.12	278.73	208.20	203.31	246.86	168.78	232.30	111.87	248.02	158.84	312.81	216.57
Bahawalpur	208.51	209.80	278.76	243.72	194.25	224.06	157.96	181.85	175.92	261.99	208.59	195.98	205.05
Karachi	186.97	204.34	271.72	206.07	145.75	231.20	159.73	156.65	117.33	183.69	158.95	229.90	247.41
Hyderabad	185.51	209.92	276.02	179.56	143.83	184.31	160.28	178.14	112.36	163.01	198.01	230.31	190.55
Sukkur	196.22	207.61	256.90	233.83	153.21	212.81	152.63	165.29	111.36	165.71	223.15	262.34	199.77
Larkana	205.73	208.42	282.82	210.23	194.85	224.44	258.98	171.30	125.28	177.97	164.18	263.19	255.10
Peshawar	202.79	204.60	271.53	260.06	166.09	235.38	191.09	199.20	112.81	265.42	277.77	254.04	292.80
Bannu	205.01	213.09	277.56	194.30	199.41	234.26	152.12	190.66	108.68	232.57	181.03	288.97	220.73
Quetta	194.35	212.99	291.91	171.82	168.21	179.77	164.02	212.97	124.60	176.72	243.72	235.73	196.37
Khuzdar	201.72	217.55	280.32	197.50	163.67	201.52	174.34	211.56	131.06	165.64	183.07	352.50	190.63

Income Quintile 2

Rawalpindi	207.35	220.81	279.69	223.75	182.20	220.09	201.61	233.84	106.14	250.72	256.99	241.79	216.67
Islamabad	206.67	220.02	282.08	229.04	161.41	221.19	187.33	200.71	108.89	227.53	547.22	230.84	214.10
Lahore	191.56	222.30	274.28	196.15	145.67	235.38	172.33	181.92	104.02	214.37	192.75	235.07	248.58
Gujranwala	190.98	209.96	275.38	200.06	159.92	212.94	153.49	174.66	112.28	235.96	146.54	231.91	207.46
Sialkot	185.38	205.33	286.46	175.01	162.04	173.17	141.67	181.66	121.61	329.59	155.96	202.46	177.63
Faisalabad	190.25	202.42	274.12	193.35	173.41	196.56	161.34	185.34	118.84	228.77	138.83	248.05	202.52
Multan	194.21	207.91	263.72	197.50	173.42	199.22	158.08	179.18	130.44	231.07	156.16	245.22	199.29
Sargodha	206.21	205.11	274.26	208.32	206.66	248.34	173.65	214.31	105.17	258.75	169.15	300.53	219.90
Bahawalpur	206.59	209.32	277.58	237.71	196.16	229.23	163.27	165.37	175.25	253.10	184.62	203.92	205.45
Karachi	188.13	206.69	270.16	202.83	149.26	222.24	158.53	159.64	121.22	180.89	165.13	229.54	232.93
Hyderabad	185.79	210.28	274.98	179.92	146.99	186.80	164.84	179.12	113.66	159.42	226.74	231.58	192.43
Sukkur	195.89	208.63	250.17	233.37	156.74	208.00	155.40	167.56	108.78	167.17	218.01	261.36	198.25
Larkana	209.15	212.46	281.96	212.91	198.46	218.90	268.30	175.46	131.60	176.88	166.06	264.43	251.81
Peshawar	202.37	205.53	276.97	262.19	168.44	231.51	185.75	192.09	120.24	244.14	253.56	253.57	286.43
Bannu	202.68	212.79	270.71	193.91	195.98	228.41	152.07	189.30	114.31	219.40	191.38	278.24	234.88
Quetta	193.70	213.57	285.81	172.29	171.73	181.07	164.95	192.80	119.60	178.95	219.37	235.24	195.99
Khuzdar	201.47	218.54	273.77	195.77	156.85	213.77	181.22	204.17	134.13	176.56	178.97	347.50	186.98

Contd.

**7.6 Combined Consumer Price Index Numbers by Quintile,
Major Commodity Groups for Selected Cities
December, 2014
(2007-2008=100)**

Cities	General	Food and non-alcoholic Beverages	Alcoholic Beverages, Tobacco	Clothing and footwear	Housing, water, Elec., Gas and other fuels	Furnishing and household equipment maintenance	Health	Transport	Communication	Recreation and culture	Education	Restaurants and hotels	Misc. goods and services
--------	---------	----------------------------------	------------------------------	-----------------------	--	--	--------	-----------	---------------	------------------------	-----------	------------------------	--------------------------

Income Quintile 3

Rawalpindi	206.64	219.55	275.28	226.92	178.86	217.70	210.90	210.52	110.45	236.71	255.09	244.19	220.75
Islamabad	207.18	220.88	262.66	223.02	155.40	218.80	181.63	201.83	113.01	216.22	707.37	222.92	228.63
Lahore	190.35	223.73	272.22	197.24	136.51	235.08	171.98	180.37	107.06	214.95	183.93	232.88	249.47
Gujranwala	188.60	209.79	274.02	203.61	149.87	208.08	152.43	167.44	116.83	211.78	146.91	220.86	207.35
Sialkot	185.13	206.55	266.80	175.95	155.91	179.13	141.65	171.97	128.70	303.27	150.38	198.92	180.08
Faisalabad	188.17	203.39	269.83	193.04	166.18	196.58	161.52	177.55	120.17	226.86	141.39	236.88	203.00
Multan	192.42	207.88	262.86	195.92	167.33	191.85	159.60	177.74	133.59	221.55	151.19	240.96	199.11
Sargodha	204.48	203.47	272.47	208.45	208.13	247.56	167.26	203.64	110.44	251.48	154.55	307.39	218.27
Bahawalpur	206.33	209.35	283.36	241.08	192.93	232.81	157.07	166.75	175.76	239.54	188.58	205.15	208.00
Karachi	187.84	207.61	272.24	200.49	141.08	216.70	156.80	161.36	123.08	180.02	170.36	232.06	230.78
Hyderabad	183.47	210.23	274.49	180.95	135.78	188.09	163.85	176.87	123.08	162.93	222.19	233.76	196.15
Sukkur	192.84	208.64	251.49	234.15	143.24	210.00	148.75	166.30	110.30	168.65	223.86	256.36	199.18
Larkana	208.94	214.59	272.57	210.79	197.33	215.67	255.05	176.03	132.87	175.38	161.82	261.94	266.46
Peshawar	199.70	204.46	267.85	262.97	160.60	231.77	183.25	195.43	118.80	225.38	266.09	254.60	276.39
Bannu	201.01	213.25	276.64	200.48	190.78	216.42	154.24	176.62	116.77	209.15	176.67	278.13	233.81
Quetta	191.00	212.80	272.81	172.09	166.97	180.93	165.45	179.77	118.98	176.01	232.66	229.31	192.82
Khuzdar	198.62	220.41	268.98	191.54	147.89	212.04	187.97	190.79	136.42	172.28	177.92	340.18	188.37

Income Quintile 4

Rawalpindi	207.08	218.49	272.83	230.51	185.84	220.84	212.99	209.46	112.67	214.80	233.04	246.59	225.58
Islamabad	208.87	220.72	260.15	222.96	161.99	218.07	192.08	205.24	123.81	203.30	628.66	225.83	224.91
Lahore	190.17	224.65	268.76	196.72	150.48	233.97	169.41	173.70	111.81	205.55	182.53	230.62	247.49
Gujranwala	189.20	209.45	267.50	205.83	162.44	197.14	156.74	163.25	122.28	210.34	147.14	220.73	202.11
Sialkot	186.74	207.44	270.22	176.88	170.40	173.65	142.51	171.85	136.17	271.47	150.14	196.78	176.67
Faisalabad	187.75	204.66	268.86	193.90	175.59	196.87	159.91	170.98	123.02	209.96	135.27	238.80	206.40
Multan	193.45	208.28	259.36	197.17	181.12	192.12	155.50	173.36	136.33	210.51	153.34	235.87	203.35
Sargodha	205.39	204.56	267.87	210.03	211.40	253.80	168.52	198.97	116.26	279.35	148.67	305.97	220.25
Bahawalpur	205.09	209.11	276.47	239.17	200.32	226.51	159.85	161.00	175.41	232.42	190.78	197.83	212.29
Karachi	189.00	208.86	272.91	200.81	154.35	220.14	156.52	162.98	127.17	178.23	175.26	233.60	230.45
Hyderabad	184.99	211.38	272.94	180.96	151.05	185.67	164.77	173.32	129.09	163.01	221.17	232.74	199.46
Sukkur	194.53	209.35	241.97	233.98	160.70	210.40	152.29	164.65	116.83	165.95	222.63	254.54	204.27
Larkana	212.44	219.39	249.23	209.80	204.76	213.36	266.66	171.96	140.56	174.19	181.65	262.82	276.22
Peshawar	201.12	205.84	262.62	263.27	171.94	224.68	193.20	187.22	124.08	227.66	251.74	257.22	272.61
Bannu	202.93	216.20	281.62	204.97	190.94	225.41	150.48	186.39	117.42	198.03	175.48	279.54	240.11
Quetta	192.10	212.52	265.25	176.12	174.99	179.65	164.64	182.20	121.79	172.30	241.74	228.83	193.01
Khuzdar	201.47	222.01	275.58	192.50	165.50	220.38	186.89	188.79	139.23	173.17	175.87	328.51	196.79

Contd.

**7.6 Combined Consumer Price Index Numbers by Quintile,
Major Commodity Groups for Selected Cities
December, 2014
(2007-2008=100)**

Cities	General	Food and non-alcoholic Beverages	Alcoholic Beverages, Tobacco	Clothing and footwear	Housing, water, Elec., Gas and other fuels	Furnishing and household equipment maintenance	Health	Transport	Communication	Recreation and culture	Education	Restaurants and hotels	Misc. goods and services
--------	---------	----------------------------------	------------------------------	-----------------------	--	--	--------	-----------	---------------	------------------------	-----------	------------------------	--------------------------

Income Quintile 5

Rawalpindi	207.54	221.70	250.51	230.89	186.81	217.98	203.92	207.68	125.15	199.43	249.96	242.63	250.50
Islamabad	201.29	220.97	241.17	224.56	160.40	223.64	194.29	206.85	128.33	197.93	384.37	227.92	241.96
Lahore	186.15	227.14	242.88	199.32	150.30	227.42	169.77	178.78	125.15	198.27	175.98	236.74	246.33
Gujranwala	185.42	210.35	251.99	208.35	162.96	180.51	154.28	166.11	133.76	191.30	143.54	218.62	208.92
Sialkot	183.44	207.70	247.88	179.70	169.22	172.33	147.85	173.87	137.99	248.40	146.39	199.34	183.75
Faisalabad	186.01	206.80	249.28	193.11	175.50	206.38	155.71	175.56	129.99	200.63	153.66	224.79	212.77
Multan	190.30	211.33	233.63	196.37	181.49	185.57	154.02	179.86	138.63	204.40	154.12	236.17	205.52
Sargodha	209.31	207.27	271.65	219.95	209.84	336.93	163.76	189.69	125.15	239.53	146.12	310.78	233.93
Bahawalpur	204.02	210.78	238.53	239.97	201.38	227.20	154.05	167.61	176.03	228.33	193.04	195.79	219.76
Karachi	188.37	212.60	260.34	203.46	152.79	260.87	157.39	178.89	138.50	172.30	182.39	236.44	232.21
Hyderabad	182.67	213.18	256.92	183.65	151.91	169.19	163.78	176.63	137.96	157.83	215.49	233.70	211.26
Sukkur	193.08	211.12	228.08	233.83	161.54	202.72	147.64	169.61	127.76	166.62	250.72	251.07	209.82
Larkana	212.03	220.21	237.19	209.22	207.60	209.15	278.51	173.58	144.29	165.73	234.96	260.95	265.54
Peshawar	198.36	207.39	242.92	260.56	169.93	219.88	178.12	193.63	129.83	189.35	252.73	253.93	259.95
Bannu	197.79	214.51	283.75	196.71	191.33	197.98	148.86	161.98	120.39	203.24	203.71	295.30	226.08
Quetta	191.41	212.94	232.08	176.65	177.67	166.39	159.11	182.17	129.25	169.68	242.79	234.93	200.92
Khuzdar	196.47	219.16	234.92	198.76	158.22	217.05	175.39	178.11	146.98	177.90	169.37	345.27	217.00

Aggregate

Rawalpindi	206.78	220.56	262.46	230.01	184.31	218.47	206.26	208.63	121.01	207.57	247.74	243.53	242.07
Islamabad	201.37	220.90	245.70	224.43	158.81	223.25	193.48	206.71	127.59	199.80	396.87	227.85	240.25
Lahore	187.85	225.21	260.34	197.97	147.57	229.49	170.45	178.24	118.63	204.39	178.84	234.90	247.48
Gujranwala	188.26	209.84	265.84	205.07	160.62	193.89	154.74	166.47	124.93	207.66	146.10	220.38	206.72
Sialkot	184.66	207.10	265.58	177.28	166.06	173.87	144.13	173.75	134.92	271.60	148.99	198.95	180.97
Faisalabad	188.02	204.13	266.43	193.17	173.81	201.73	159.49	176.26	125.43	215.42	146.22	237.78	207.12
Multan	191.86	209.06	254.34	196.74	177.30	189.23	156.26	178.85	136.88	211.64	153.87	238.01	203.06
Sargodha	206.31	204.99	271.97	211.22	208.67	283.02	168.02	198.35	116.93	255.87	152.01	307.50	223.46
Bahawalpur	205.57	209.82	269.40	240.30	198.25	227.48	157.24	167.23	175.81	238.23	192.43	197.72	212.26
Karachi	187.64	210.28	266.26	202.47	149.60	250.27	157.20	174.35	134.26	175.13	179.88	234.93	231.96
Hyderabad	183.98	211.33	269.99	181.57	148.66	177.47	163.90	176.10	130.43	160.52	218.01	233.11	203.12
Sukkur	194.18	209.23	242.97	233.86	157.55	207.87	151.24	167.09	118.16	166.84	232.55	255.80	203.49
Larkana	209.88	214.71	267.39	210.65	201.70	215.67	265.83	173.63	136.06	173.96	196.01	262.70	263.90
Peshawar	199.81	205.88	264.01	261.59	168.77	223.81	183.00	193.18	125.95	212.06	253.99	254.59	270.33
Bannu	201.79	214.11	277.60	199.07	193.25	217.33	151.55	176.13	116.82	207.60	186.81	283.92	231.37
Quetta	192.08	212.90	256.17	174.64	174.39	175.27	162.99	182.83	123.95	173.32	238.43	232.03	196.21
Khuzdar	200.78	219.24	271.19	195.08	161.98	212.06	181.59	196.08	136.18	172.68	177.29	343.32	195.16

**7.7 Combined Consumer Price Index Numbers by Income Groups/City
and Commodity Groups for all Centers Covered in CPI
December, 2014
(2007-2008=100)**

Cities	General	Food and non-alcoholic Beverages	Alcoholic Beverages, Tobacco	Clothing and footwear	Housing, water, Elec., Gas and other fuels	Furnishing and household equipment maintenance	Health	Transport	Communication	Recreation and culture	Education	Restaurants and hotels	Misc. goods and services	
Rawalpindi	01	206.78	220.56	262.46	230.01	184.31	218.47	206.26	208.63	121.01	207.57	247.74	243.53	242.07
Islamabad	02	201.37	220.90	245.70	224.43	158.81	223.25	193.48	206.71	127.59	199.80	396.87	227.85	240.25
Attock	03	191.89	209.81	255.20	215.12	151.41	206.74	162.73	196.01	118.99	187.90	204.70	240.72	263.02
Jhelum	04	194.93	209.96	263.58	221.33	164.02	208.30	165.27	194.19	125.78	216.00	282.78	226.61	206.25
Lahore	05	187.85	225.21	260.34	197.97	147.57	229.49	170.45	178.24	118.63	204.39	178.84	234.90	247.48
Sahiwal	06	217.49	220.05	266.76	266.58	206.61	223.55	196.84	180.97	135.64	212.70	257.34	283.66	239.70
Gujranwala	07	188.26	209.84	265.84	205.07	160.62	193.89	154.74	166.47	124.93	207.66	146.10	220.38	206.72
Wazirabad	08	197.70	215.41	273.50	203.65	180.81	194.28	147.01	168.17	128.18	215.37	145.18	200.49	205.13
Sialkot	09	184.66	207.10	265.58	177.28	166.06	173.87	144.13	173.75	134.92	271.60	148.99	198.95	180.97
Faisalabad	10	188.02	204.13	266.43	193.17	173.81	201.73	159.49	176.26	125.43	215.42	146.22	237.78	207.12
Jhang	11	207.06	207.67	268.96	269.70	195.37	199.25	229.11	183.65	134.64	218.00	161.32	233.22	203.08
Multan	12	191.86	209.06	254.34	196.74	177.30	189.23	156.26	178.85	136.88	211.64	153.87	238.01	203.06
Muzaffargarh	13	200.11	218.88	257.55	219.97	169.46	195.75	166.03	174.95	140.79	223.54	162.90	261.15	200.83
D. G. Khan	14	207.99	222.51	251.13	236.33	207.58	206.37	151.13	167.74	122.18	195.62	114.17	221.96	184.06
Vehari	15	192.55	210.51	269.26	180.01	175.74	199.10	128.57	182.32	132.00	212.33	167.27	217.17	214.65
Sargodha	16	206.31	204.99	271.97	211.22	208.67	283.02	168.02	198.35	116.93	255.87	152.01	307.50	223.46
Mianwali	17	214.23	225.73	281.86	188.27	227.88	208.51	161.38	174.90	108.19	257.99	137.84	217.91	240.07
Bahawalpur	18	205.57	209.82	269.40	240.30	198.25	227.48	157.24	167.23	175.81	238.23	192.43	197.72	212.26
Bahawalnagar	19	205.91	211.80	259.22	240.63	197.19	245.19	154.68	180.96	124.48	226.38	179.89	314.83	217.34
R. Y. Khan	20	202.24	217.44	266.78	254.75	176.09	213.89	155.18	170.60	126.32	215.18	213.65	272.47	214.61
Karachi	21	187.64	210.28	266.26	202.47	149.60	250.27	157.20	174.35	134.26	175.13	179.88	234.93	231.96
Hyderabad	22	183.98	211.33	269.99	181.57	148.66	177.47	163.90	176.10	130.43	160.52	218.01	233.11	203.12
Nawabshah	23	225.82	227.13	254.56	282.75	181.71	234.97	222.44	176.13	135.75	160.28	475.17	282.45	399.11
Mirpukhas	24	197.88	214.68	276.45	186.81	177.80	181.00	162.21	179.69	114.67	155.09	231.11	282.58	221.51
Mithi	25	210.58	213.30	280.00	190.38	225.60	178.28	154.15	176.37	112.59	132.54	279.07	288.05	249.03
Sukkur	26	194.18	209.23	242.97	233.86	157.55	207.87	151.24	167.09	118.16	166.84	232.55	255.80	203.49
Larkana	27	209.88	214.71	267.39	210.65	201.70	215.67	265.83	173.63	136.06	173.96	196.01	262.70	263.90
Dadu	28	205.13	227.65	265.25	211.51	167.64	210.13	149.68	182.25	119.98	163.15	390.87	255.06	199.74
Peshawar	29	199.81	205.88	264.01	261.59	168.77	223.81	183.00	193.18	125.95	212.06	253.99	254.59	270.33
Mardan	30	228.79	212.78	267.23	283.48	229.81	225.91	172.73	204.17	124.05	238.93	416.37	274.48	301.56
Abbottabad	31	199.49	210.00	263.04	221.43	166.19	273.30	157.13	204.75	148.66	219.04	192.52	284.13	225.53
Bannu	32	201.79	214.11	277.60	199.07	193.25	217.33	151.55	176.13	116.82	207.60	186.81	283.92	231.37
D. I. Khan	33	206.95	226.29	283.73	200.01	201.31	194.10	156.93	180.94	112.29	168.81	206.63	258.55	209.85
Mingora	34	217.12	220.54	278.20	262.91	181.17	225.18	213.54	212.05	130.35	224.20	205.98	297.70	344.45
Quetta	35	192.08	212.90	256.17	174.64	174.39	175.27	162.99	182.83	123.95	173.32	238.43	232.03	196.21
Turbat	36	202.44	210.49	299.10	189.70	204.82	216.15	174.15	163.96	118.58	146.41	174.67	214.90	205.92
Gawadar	37	198.17	218.66	248.63	196.38	171.95	209.25	163.05	164.50	109.09	119.08	206.81	214.56	204.09
Loralai	38	207.03	217.06	268.77	205.88	198.66	177.18	196.59	189.49	114.25	186.98	187.33	285.97	251.51
Khuzdar	39	200.78	219.24	271.19	195.08	161.98	212.06	181.59	196.08	136.18	172.68	177.29	343.32	195.16
D. M. Jamali	40	203.39	220.12	275.14	197.39	178.31	196.91	163.62	187.17	123.19	155.04	224.35	279.92	202.07

7.8 Index Numbers of Wholesale Prices by Commodity Groups

Year / month	General	Agriculture Forestry & Fishery Product	Ores & Minerals electricity gas & water	Food product Beverages & tobacco Textile Apparel & Leather Product	Other transportable Goods	Metal product Machinery & Equipment
(2007-08=100)						
2009-10	135.40	142.02	139.76	135.02	135.41	111.10
2010-11	164.17	183.20	159.13	166.49	155.77	128.10
2011-12	181.29	185.04	182.74	176.07	194.64	152.55
2012-13	194.61	198.23	211.17	188.39	203.93	159.29
2013-14	158.88	165.52	163.62	156.11	162.99	132.02
2013 Dec	210.11	212.36	243.89	200.91	218.3	168.65
2014 Jan	211.23	216.41	243.69	201.47	217.85	168.90
Feb	210.94	214.62	243.36	201.73	218.22	169.45
Mar	211.66	217.63	243.45	201.93	217.63	169.53
Apr	211.88	221.91	243.12	202.07	213.45	170.06
May	211.71	223.55	242.36	201.29	212.29	170.11
Jun	214.60	228.53	242.45	204.31	214.75	171.26
Jul	215.76	230.64	242.67	205.5	215.63	171.57
Aug	214.72	224.73	242.91	207.15	215.14	172.17
Sep	215.06	225.47	242.99	207.86	214.53	172.76
Oct	214.39	222.72	244.75	208.83	212.36	172.85
Nov	212.26	219.26	247.62	207.9	206.62	172.72
Dec	208.25	213.09	247.20	205.77	199.17	172.37

7.9 Index Numbers of Wholesale Prices by Commodities

AGRICULTURE FORESTRY & FISHERY											
Year/month	Wheat	Maize	Rice	Sorghum/ Jowar	Millet/ Bajra	Vege- tables	Fresh Fruits	Dry Fruits	Cotton Seeds	Other oil Seeds	Edible Roots Potatoes

(2007-08=100)

2009-10	157.54	115.02	111.40	158.39	107.75	151.74	106.02	137.88	144.08	122.94	162.12
2010-11	159.53	150.61	123.39	195.10	127.61	173.43	129.19	161.97	171.48	141.73	201.45
2011-12	163.44	159.77	149.45	191.12	153.77	211.52	175.48	181.96	189.55	166.98	175.20
2012-13	188.52	174.74	165.42	211.29	177.02	216.66	216.05	181.47	168.92	177.67	162.82
2013-14	227.13	185.28	177.67	279.98	179.06	254.41	226.73	201.66	185.58	178.30	314.12
2013 Dec	244.00	175.94	176.55	248.44	175.79	220.02	183.06	201.08	168.48	182.45	296.10
2014 Jan	243.48	176.18	177.05	276.14	174.47	215.08	187.74	203.14	188.10	184.14	217.35
Feb	246.93	178.62	177.64	277.39	171.25	183.62	195.94	205.28	191.11	183.54	227.80
Mar	250.86	180.57	178.17	289.35	174.91	195.18	213.00	207.33	197.27	183.71	288.60
Apr	232.52	188.84	179.08	304.45	173.13	236.30	258.23	208.07	209.33	172.46	400.84
May	204.31	190.14	179.49	317.54	169.81	211.50	264.24	213.82	220.44	177.64	447.26
Jun	205.99	189.74	180.08	316.79	173.02	205.05	283.76	219.20	219.90	182.36	472.92
Jul	207.97	191.76	179.66	323.08	174.47	247.48	321.25	217.95	231.50	190.46	543.47
Aug	214.37	193.63	180.50	328.11	174.19	304.25	256.65	217.97	216.43	189.39	550.88
Sep	214.19	195.66	181.27	307.35	173.72	322.71	244.99	218.98	192.17	190.46	504.54
Oct	215.03	193.55	182.99	286.45	177.35	302.11	250.21	220.55	186.82	186.54	535.17
Nov	216.76	191.93	181.10	280.16	171.52	285.84	210.77	220.92	188.86	188.07	483.87
Dec	210.79	186.45	172.32	280.16	167.42	213.83	215.51	224.99	192.60	187.36	275.99

Contd.

7.9 Index Numbers of Wholesale Prices by Commodities

Year/month	AGRICULTURE FORESTRY & FISHERY											
	Stimulant & spice crops	Pulses	Sugar crops	Fibre crops	Unmanufactured tobacco	Poultry	Milk from bovine animals	Eggs	Raw animal material / wool	Hides&fur skins wool	Fuel wood in logs	Fishes fresh or chilled

(2007-08=100)

2009-10	159.91	144.32	208.66	162.63	142.50	156.00	135.32	153.07	88.65	99.97	129.86	137.63
2010-11	212.69	169.24	287.34	280.76	156.10	163.53	157.40	148.79	113.86	106.92	151.43	136.35
2011-12	187.89	212.28	273.92	195.07	167.72	186.89	190.29	180.67	134.34	131.07	190.47	144.71
2012-13	184.68	204.81	267.92	193.56	171.49	178.40	213.81	191.02	138.84	139.08	215.48	191.11
2013-14	316.66	186.74	267.92	217.41	186.62	202.88	225.98	200.17	155.22	145.20	238.11	247.73
2013 Dec	289.64	186.65	267.92	210.20	187.30	185.85	224.04	245.62	153.55	147.61	238.23	249.61
2014 Jan	329.72	187.07	267.92	226.32	188.70	238.28	224.04	218.04	156.85	147.80	239.54	243.95
Feb	343.03	189.21	267.92	224.80	189.53	193.61	224.56	207.17	158.40	146.68	241.73	244.62
Mar	355.25	191.54	267.92	217.76	190.00	210.42	226.49	246.39	157.45	147.11	242.82	244.62
Apr	371.86	190.93	267.92	209.71	195.81	219.86	230.05	173.18	157.45	145.57	242.38	244.31
May	372.30	198.71	267.92	217.38	196.08	215.25	230.92	158.06	156.33	145.23	243.47	249.76
Jun	472.58	200.37	267.92	220.08	196.08	207.92	240.49	166.88	157.03	145.85	243.47	250.37
Jul	460.25	198.96	267.92	201.65	204.74	206.33	242.57	176.03	164.70	146.12	243.47	246.21
Aug	429.22	194.38	267.92	175.37	206.81	212.06	243.95	218.87	161.50	145.14	243.47	243.89
Sep	404.43	193.89	267.92	182.68	207.00	180.11	248.75	217.31	162.90	145.38	243.47	244.41
Oct	397.61	193.91	267.92	170.48	208.01	172.75	248.92	218.07	173.82	154.93	246.31	247.49
Nov	362.38	202.21	267.92	163.54	212.62	174.87	250.31	241.19	173.82	156.37	250.46	259.83
Dec	354.12	204.27	267.92	155.9	217.23	192.5	251.69	232.79	178.68	157.14	250.46	274.05

Contd.

7.9 Index Numbers of Wholesale Prices by Commodities

Year/Month	ORES/MINERALS, GAS & ELECT.				FOOD, BEVERAGES, TOBACCO TEXTILE, APP. LEATHER TEXTILE					
	Coal not Agglomerated	Natural Gas liquified	Salt pure sodium chloride	Electrical Energy	Meat of Animals	Vegetables & fruit Juices	Dried Fruits & Nuts	Fruits & Juices	Vegetable Oil Refined	Vegetable Ghee
(2007-08=100)										
2009-10	109.77	148.27	116.89	135.22	139.74	132.75	152.66	120.39	109.33	94.75
2010-11	120.42	157.03	125.80	166.98	174.86	148.78	170.78	133.20	127.91	118.21
2011-12	149.74	193.29	155.69	176.51	214.40	175.93	197.32	155.58	153.33	141.37
2012-13	209.81	197.43	175.78	226.10	228.80	186.93	219.33	158.67	157.94	141.75
2013-14	223.53	203.85	223.53	281.02	238.93	192.48	221.32	166.33	162.31	141.51
2013 Dec	223.53	205.11	220.90	287.44	239.95	193.79	223.51	166.02	161.60	142.45
2014 Jan	223.53	204.61	228.23	287.44	239.95	193.91	222.32	166.02	161.86	142.28
Feb	223.53	203.90	231.42	287.44	240.41	193.91	218.89	166.02	161.68	140.94
Mar	223.53	204.10	231.42	287.44	240.41	191.62	218.74	166.09	164.69	144.11
Apr	223.53	203.39	231.42	287.44	241.31	191.62	218.45	166.33	164.58	142.54
May	223.53	201.77	234.11	287.44	241.31	192.16	218.45	169.52	165.54	141.65
Jun	223.53	201.86	243.18	287.44	243.10	194.02	217.80	170.89	165.47	140.01
Jul	223.53	202.34	243.18	287.44	246.01	194.12	217.80	171.20	164.33	140.35
Aug	223.53	202.79	248.50	287.44	252.65	194.12	219.98	171.34	163.56	139.94
Sep	223.53	202.94	248.50	287.44	256.74	194.12	219.98	171.34	162.58	139.10
Oct	223.53	206.65	247.16	287.44	257.41	196.79	222.26	171.93	163.22	137.60
Nov	223.53	204.85	247.16	295.61	257.41	196.79	227.45	171.93	163.13	137.39
Dec	223.53	203.99	247.16	295.61	257.59	197.07	229.74	171.93	161.32	132.27

Contd.

7.9 Index Numbers of Wholesale Prices by Commodities

FOOD, BEVERAGES, TOBACCO TEXTILE, APP. LEATHER TEXTILE													
Year / month	Oil cakes	Processed Liquid Milk	Milk & cream in solid form	Ice cream	Dairy Product N.E.C	Wheat Flour	Other cereal Flour	Sugar Refined	Choco late	Sugar Confectionary	Coffee & Tea	Spices	Other Food Product
(2007-08=100)													
2009-10	133.50	131.72	143.69	133.53	126.71	146.16	102.24	209.80	98.94	101.73	151.22	116.98	186.48
2010-11	150.73	154.76	190.61	139.71	141.43	146.53	135.02	251.13	99.77	101.52	165.31	162.42	244.90
2011-12	149.51	182.39	170.43	155.81	184.52	151.98	163.80	229.24	100.35	100.56	192.23	267.98	301.28
2012-13	166.19	207.70	171.54	172.43	207.02	172.24	194.72	201.93	99.19	101.34	203.24	279.84	319.16
2013-14	191.83	211.76	196.23	210.37	220.93	205.78	139.04	206.98	99.19	102.28	215.49	193.08	308.00
2013 Dec	183.79	210.94	193.72	209.79	217.26	214.45	136.20	202.31	99.19	102.28	226.18	194.39	308.23
2014 Jan	191.76	210.94	202.00	209.79	217.62	214.41	133.04	196.44	99.19	102.28	214.63	190.97	308.48
Feb	193.86	210.94	207.03	209.79	218.81	214.84	141.77	192.80	99.19	102.28	213.04	191.33	308.48
Mar	198.60	215.66	207.17	209.79	223.27	217.42	138.58	201.11	99.19	102.28	208.86	191.41	308.40
Apr	207.80	219.13	207.76	209.79	228.17	211.80	140.44	201.00	99.19	102.28	198.66	191.57	308.98
May	219.35	222.76	209.55	218.66	230.41	197.22	139.33	196.99	99.19	102.28	188.38	191.30	293.22
Jun	217.25	223.02	211.32	214.21	235.64	196.01	139.38	208.70	99.19	102.28	185.89	191.67	293.72
Jul	232.05	223.02	212.82	219.91	235.94	195.47	138.16	216.56	99.19	102.28	184.43	191.70	293.72
Aug	212.95	231.82	214.15	219.91	235.94	201.98	136.37	220.01	99.19	102.28	181.34	191.50	294.38
Sep	208.10	234.27	219.41	219.91	235.94	200.80	137.97	231.31	99.19	102.28	183.60	191.60	296.10
Oct	203.69	242.78	221.48	219.91	237.45	202.07	138.03	224.22	99.19	102.28	186.74	188.66	296.60
Nov	198.27	242.78	222.04	219.91	237.72	202.78	140.16	218.74	99.19	102.28	188.05	188.69	296.60
Dec	200.15	245.21	222.24	219.91	238.90	202.20	142.81	204.57	99.19	102.28	188.37	188.69	296.60

Contd.

7.9 Index number of wholesale prices by commodities

Year/month	FOOD, BEVERAGES, TOBACCO TEXTILE, APP. LEATHER TEXTILE									
	Mineral Water	Beverages	Tobacco Product	Cotton Yarn	Nylon Yarn	Blended Yarn	Woven Fabrics	Cotton Fabrics	Other Fabrics	Silk & Rayon Fabrics
(2007-08=100)										
2009-10	114.20	111.17	131.16	150.86	131.65	157.00	121.53	120.46	115.78	116.19
2010-11	127.10	120.80	168.69	182.87	174.17	195.31	129.39	137.84	126.16	125.75
2011-12	163.62	133.28	175.62	196.06	190.80	194.74	163.54	167.42	154.74	139.06
2012-13	168.78	137.45	208.80	208.38	181.46	193.63	196.76	175.90	166.96	152.04
2013-14	182.07	151.87	246.42	213.03	178.22	198.57	222.82	189.15	182.16	161.87
2013 Dec	181.84	152.77	242.41	215.52	181.73	201.89	226.82	187.77	179.06	161.09
2014 Jan	181.84	152.12	242.41	217.06	180.95	201.89	226.82	187.77	179.06	161.09
Feb	181.84	152.12	242.41	218.02	179.07	201.29	226.82	187.77	179.06	161.09
Mar	183.04	155.31	242.41	207.32	177.75	199.15	226.82	189.65	179.75	161.09
Apr	184.22	161.66	242.41	201.07	167.97	193.66	226.82	193.10	192.36	165.36
May	185.23	164.58	242.41	200.83	165.10	191.86	226.82	193.10	194.43	165.85
Jun	185.23	166.38	290.52	200.42	162.34	192.59	226.82	196.81	197.56	165.85
Jul	185.63	167.46	290.52	200.42	161.40	193.60	226.82	196.81	197.56	165.85
Aug	185.63	169.18	290.52	195.72	163.67	193.92	226.82	196.81	203.01	175.35
Sep	185.63	169.40	290.52	192.90	164.84	193.92	226.82	196.81	203.01	175.35
Oct	185.63	171.52	290.52	190.52	164.37	193.92	237.79	200.51	206.11	176.47
Nov	185.63	171.52	290.52	186.79	161.23	194.74	237.79	200.51	206.11	177.28
Dec	185.63	171.52	290.52	177.90	158.14	191.73	258.39	200.51	206.11	177.28

Contd.

7.9 Index numbers of wholesale prices by commodities

Year / month	FOOD, BEVERAGES, TOBACCO TEXTILE, APP. LEATHER TEXTILE										
	Towels	Blankets	Bedsheet	Quilt	Woolen Carpets	Synthetic Carpets	Hosiery Product	Ready made Garments	Leather without Hairs	Other Leather N.E.C	Foot wears
(2007-08=100)											
2009-10	124.68	112.40	123.12	108.77	103.57	134.23	111.76	109.52	104.89	107.27	101.48
2010-11	141.55	123.47	132.06	128.15	104.56	143.26	126.73	114.24	107.07	112.02	101.48
2011-12	181.78	150.59	165.52	144.49	105.11	147.81	155.38	125.21	109.08	120.09	110.49
2012-13	202.34	179.22	201.81	150.78	106.55	116.43	176.65	137.23	111.60	130.47	134.42
2013-14	231.49	205.36	230.69	166.21	110.96	115.50	191.70	156.73	168.48	288.58	134.22
2013 Dec	234.25	204.97	236.05	169.53	113.69	116.10	187.81	153.12	149.13	297.73	134.22
2014 Jan	234.25	219.66	236.05	172.42	113.69	116.10	195.18	153.12	161.61	341.85	134.22
Feb	234.25	219.66	236.05	172.42	113.69	116.10	195.18	153.12	167.71	370.13	134.22
Mar	234.25	219.66	236.05	172.42	113.69	116.10	195.50	153.12	209.40	339.91	134.22
Apr	242.19	219.66	242.12	172.42	113.69	116.10	196.90	169.94	203.40	314.19	134.22
May	242.19	219.66	242.12	172.42	113.69	116.10	198.64	168.50	212.68	276.72	134.22
Jun	242.19	219.66	242.12	172.42	113.69	116.10	202.13	169.33	223.51	276.72	134.22
Jul	242.19	219.66	242.12	172.42	132.14	116.10	204.27	175.43	223.51	249.44	134.22
Aug	244.18	219.66	242.12	172.42	132.14	125.42	206.13	180.12	216.45	230.78	134.22
Sep	246.16	223.55	242.12	177.63	132.14	126.27	208.91	183.14	212.86	210.44	134.22
Oct	250.33	230.00	247.46	179.47	132.14	126.27	210.35	186.77	212.86	214.36	134.22
Nov	260.85	232.93	249.35	188.74	132.14	126.27	210.35	186.77	215.02	215.39	134.22
Dec	265.62	235.86	253.21	191.05	132.14	126.27	215.35	186.77	215.02	215.39	134.22

Contd.

7.9 Index numbers of wholesale prices by commodities

Year/month	OTHER TRANSPORTABLE GOODS												
	Timber	Printing Paper	Hard Board	Coke	Motor Sprit	Diesel Oil	Kerosine Oil	Furnace Oil	Mobile Oil	Chemicals	Dying Materials	Fertilizers	Pesticides
(2007-08=100)													
2009-10	118.75	110.69	97.22	116.57	119.93	167.91	167.68	130.09	138.19	107.72	102.23	143.70	124.59
2010-11	127.27	106.84	110.16	139.84	126.84	194.78	196.30	154.78	150.55	123.06	106.61	174.65	135.09
2011-12	139.00	127.83	150.70	159.41	155.00	240.05	241.84	200.78	173.18	144.52	105.67	258.65	164.20
2012-13	149.51	158.66	193.63	163.45	168.70	257.74	260.42	177.08	183.78	154.14	105.42	261.38	195.99
2013-14	170.36	169.84	220.14	163.45	184.99	271.23	283.49	176.90	194.20	171.90	115.91	266.33	227.17
2013 Dec	173.24	169.75	229.17	163.45	190.50	279.46	288.01	184.93	193.09	172.77	107.55	266.56	225.48
2014 Jan	174.55	169.75	229.17	163.45	190.50	279.46	288.01	183.45	193.09	171.72	107.55	264.18	225.48
Feb	174.55	169.75	229.17	163.45	190.50	279.46	288.01	182.18	193.09	171.72	107.55	267.25	225.62
Mar	174.55	176.01	229.17	163.45	185.89	279.46	288.01	177.75	194.41	175.87	107.55	264.50	237.58
Apr	178.07	177.81	229.17	163.45	182.98	267.04	288.01	165.65	197.73	176.47	143.77	264.50	237.58
May	178.07	174.58	229.17	163.45	182.40	260.69	288.01	166.52	197.73	176.24	143.77	265.61	237.58
Jun	182.14	172.62	229.17	163.45	182.40	260.69	288.01	172.01	200.28	189.08	143.77	267.48	254.27
Jul	184.69	172.62	229.17	163.45	182.40	260.69	288.01	173.10	201.17	193.10	143.77	268.66	262.86
Aug	184.69	169.34	229.17	163.45	182.40	260.69	288.01	169.47	201.17	194.21	143.77	270.28	270.02
Sep	188.95	169.34	229.17	163.45	180.02	256.53	281.74	171.21	201.17	195.25	143.77	271.20	266.71
Oct	189.35	169.34	229.17	163.45	175.05	254.48	277.92	159.86	201.53	196.00	143.77	270.24	266.71
Nov	190.70	169.34	229.17	163.45	159.11	235.67	254.18	157.65	201.53	198.36	143.77	270.69	266.71
Dec	196.61	169.34	229.17	163.45	142.78	219.90	242.40	134.79	201.53	198.36	143.77	272.69	283.64

Contd.

7.9 Index Numbers of Wholesale Prices by Commodities

Year / month	OTHER TRANSPORTABLE GOODS												
	Insecticides	Paints & Varnishes	Medicines	Soaps & Detergent	Auto Tyers	Plastic Products	Glass Sheets	Other Glass Articles	Ceramics & Sanitary	Bricks Blocks & Tiles	Cement	Bed Foams	Matches
(2007-08=100)													
2009-10	112.11	135.74	108.01	117.69	136.43	123.66	146.16	156.19	126.75	129.58	117.30	105.04	108.52
2010-11	125.88	151.75	115.64	130.52	147.14	135.05	152.83	175.04	129.49	140.85	140.80	113.46	111.73
2011-12	125.90	187.97	117.18	151.04	171.17	179.77	168.41	206.10	136.90	165.89	162.19	126.38	118.84
2012-13	120.85	237.85	138.59	167.01	180.56	193.02	192.56	199.82	158.32	176.20	185.77	141.29	132.57
2013-14	143.37	260.43	139.76	180.26	185.96	201.16	207.04	212.10	182.46	193.91	203.42	148.32	143.20
2013 Dec	133.78	265.56	138.77	181.19	185.73	201.76	207.75	214.09	171.05	196.76	204.86	149.67	143.20
2014 Jan	133.78	267.31	139.69	181.22	185.73	202.31	207.75	214.09	192.64	197.12	205.56	149.67	143.20
Feb	136.69	268.31	139.69	181.22	185.73	202.33	207.75	214.09	192.64	195.96	207.30	149.67	143.20
Mar	136.47	268.31	140.31	181.82	185.73	202.33	207.75	214.09	194.56	195.96	207.69	149.67	143.20
Apr	177.92	268.31	140.59	181.82	185.73	202.70	209.86	214.09	199.50	197.05	207.45	149.67	143.20
May	178.94	269.84	141.80	182.20	186.63	203.08	209.86	218.27	199.50	196.15	207.98	149.67	143.20
Jun	181.89	275.71	142.22	183.11	188.21	203.08	209.86	218.27	201.75	200.57	207.76	150.83	143.20
Jul	181.89	275.71	144.21	183.11	188.21	203.08	209.86	218.27	200.07	201.73	207.76	150.83	143.20
Aug	181.05	276.16	144.21	175.81	188.21	205.01	209.86	218.27	200.91	202.38	207.44	150.83	143.20
Sep	178.63	279.37	145.03	176.33	188.28	206.32	209.86	218.27	207.26	203.25	207.79	150.83	143.20
Oct	179.64	280.05	144.59	177.77	188.28	210.90	209.86	227.13	212.17	204.18	210.17	150.83	143.20
Nov	177.41	280.05	144.94	177.83	188.28	214.92	209.86	230.45	212.17	205.47	209.76	155.17	143.20
Dec	172.37	285.78	145.19	178.23	192.43	218.51	226.39	242.20	216.53	206.80	208.92	156.67	143.20

Contd.

7.9 Index Numbers of Wholesale Prices by Commodities

Year/month	METAL PRODUCT MACHINERY & EQUIP									
	Pig Iron	Steel Bars & Sheets	Pipe Fittings	Steel Products	Engine & Motors	Vacuum Pumps	Air Conditioners	Cultivators	Chuff Cutter	Tractors
(2007-08=100)										
2009-10	129.91	102.51	124.35	117.63	105.29	111.45	143.04	145.95	121.31	137.08
2010-11	128.97	116.14	129.52	125.59	106.23	112.44	147.52	172.18	127.89	152.78
2011-12	128.97	133.06	140.66	152.22	109.07	115.39	165.34	184.47	131.97	177.34
2012-13	128.97	134.92	143.38	162.79	109.07	115.39	174.17	187.71	140.67	161.96
2013-14	128.97	140.15	163.38	169.47	109.07	115.39	180.79	215.46	146.36	188.81
2013 Dec	128.97	140.33	168.00	170.12	109.07	115.39	181.12	226.90	144.94	193.29
2014 Jan	128.97	140.23	168.33	170.19	109.07	115.39	181.12	226.90	144.94	193.29
Feb	128.97	139.12	168.33	170.19	109.07	115.39	181.12	226.90	144.94	193.29
Mar	128.97	138.60	168.33	170.24	109.07	115.39	181.12	226.90	149.20	193.29
Apr	128.97	138.13	168.33	170.24	109.07	115.39	181.12	226.9	149.2	214.54
May	128.97	139.53	168.33	170.24	109.07	115.39	181.12	226.9	149.2	214.54
Jun	128.97	144.3	175.34	170.24	109.07	115.39	181.12	226.9	149.2	214.54
Jul	128.97	146.08	175.34	170.24	109.07	115.39	181.12	226.9	149.2	214.54
Aug	128.97	149.75	175.34	170.24	109.07	115.39	195.53	226.9	149.2	214.54
Sep	128.97	151.35	191.63	172.77	109.07	115.39	195.53	226.9	149.2	214.54
Oct	128.97	150.97	191.94	173.74	109.07	115.39	195.53	226.9	149.2	214.54
Nov	128.97	148.95	191.94	173.80	109.07	115.39	195.53	226.90	149.20	214.54
Dec	128.97	145.97	191.94	173.80	109.07	115.39	195.53	226.90	149.20	214.54

Contd.

7.9 Index Numbers of Wholesale Prices by Commodities

METAL PRODUCT MACHINERY & EQUIP									
Year / month	Lathe Machine	Concrete Mixer	Refrige Wash & Sew mach Iron	Electrical Wires	Lighting Equipments	Radio & Television	Motor Vehicles	Motor Cycles	Bicycles

(2007-08=100)

2009-10	140.74	132.73	119.22	131.12	108.05	119.91	130.55	113.20	108.90
2010-11	142.43	135.46	138.87	142.63	115.71	122.93	142.13	116.77	134.71
2011-12	147.58	138.83	162.92	160.69	141.05	130.71	155.07	122.52	166.65
2012-13	147.68	138.83	167.54	160.01	147.57	127.52	170.90	125.06	177.20
2013-14	186.40	138.83	188.44	173.65	163.03	126.49	179.74	125.61	181.58
2013 Dec	208.81	138.83	191.24	169.55	162.71	126.49	181.93	125.41	180.99
2014 Jan	208.81	138.83	192.24	178.73	162.86	126.49	182.16	125.58	180.99
Feb	208.81	138.83	192.33	178.73	162.86	126.49	182.16	125.69	182.84
Mar	208.81	138.83	192.37	178.73	163.27	126.49	184.47	126.15	182.84
Apr	208.81	138.83	195.02	178.73	164.75	126.49	182.75	126.48	182.84
May	208.81	138.83	193.39	179.18	164.95	126.49	182.59	126.7	182.84
Jun	208.81	138.83	195.75	179.18	164.95	126.49	182.59	126.7	182.84
Jul	208.81	138.83	195.93	179.18	164.95	126.49	182.59	126.7	182.84
Aug	208.81	138.83	195.93	179.18	164.95	126.49	182.59	126.92	182.84
Sep	208.81	138.83	196.04	184.79	164.95	126.49	182.59	126.92	182.84
Oct	208.81	138.83	196.81	184.79	164.95	126.49	183.03	126.92	182.84
Nov	208.81	138.83	197.85	184.79	165.30	126.49	183.03	126.92	182.84
Dec	208.81	138.83	198.06	190.43	165.30	126.49	183.03	128.20	182.84

7.10 Intercity Wholesale Prices of Selected Commodities

Group/Commodity/Item Specification	Unit	City	Prices (Rs.)			% Change in Dec.,2014 Over	
			Dec., 2014	Nov, 2014	Dec., 2013	Nov., 2014	Dec., 2013
1. Agriculture Forestry & Fishery							
001. Wheat							
0111201. WHEAT AVG. QLTY.	100 KG.	LAH	3475.00	3475.00	3987.50	0.00	-12.85
		FAS	3337.50	3375.00	3875.00	-1.11	-13.87
		RAW	3650.00	3650.00	3850.00	0.00	-5.19
		MUL	3325.00	3400.00	3900.00	-2.21	-14.74
		GUJ	3325.00	3325.00	3800.00	0.00	-12.50
		SAH	3281.50	3281.50	3562.50	0.00	-7.89
		SAR	3175.00	3200.00	3687.50	-0.78	-13.90
		SKT	3425.00	3425.00	4012.50	0.00	-14.64
		BPR	3462.50	3462.50	3950.00	0.00	-12.34
		GJT	3325.00	3325.00	3800.00	0.00	-12.50
		KSR	3437.50	3437.50	3925.00	0.00	-12.42
		KAR	3450.00	3450.00	3750.00	0.00	-8.00
		HYD	3390.00	3410.00	3650.00	-0.59	-7.12
		SKR	3400.00	3400.00	3908.33	0.00	-13.01
		LRK	3125.00	3125.00	3500.00	0.00	-10.71
		MPK	3300.00	3300.00	3600.00	0.00	-8.33
		NWB	3550.00	3550.00	4100.00	0.00	-13.41
		PSH	3400.00	3400.00	3850.00	0.00	-11.69
		BNU	3600.00	3600.00	4000.00	0.00	-10.00
002. Maize							
0112201. MAIZE AVG. QLTY.	40 KG.	LAH	1150.00	1150.00	1150.00	0.00	0.00
		FAS	850.00	925.00	850.00	-8.11	0.00
		RAW	1175.00	1175.00	1175.00	0.00	0.00
		SAR	962.50	975.00	1000.00	-1.28	-3.75
		KSR	1150.00	1150.00	1150.00	0.00	0.00
		KAR	1420.00	1460.00	990.00	-2.74	43.43
		HYD	1200.00	1275.00	1125.00	-5.88	6.67
		PSH	840.00	975.00	950.00	-13.85	-11.58
		BNU	1350.00	1350.00	1160.00	0.00	16.38
		QTA	1390.00	1390.00	1290.00	0.00	7.75
003. Rice							
0113201. RICE BASMATI SUP. QLTY.	40 KG.	LAH	4650.00	4900.00	4900.00	-5.10	-5.10
		FAS	4250.00	4250.00	4175.00	0.00	1.80
		RAW	5050.00	5150.00	5050.00	-1.94	0.00
		MUL	4100.00	4250.00	4500.00	-3.53	-8.89
		GUJ	3050.00	4450.00	4650.00	-31.46	-34.41
		SKT	3200.00	4800.00	4800.00	-33.33	-33.33
		KAR	4700.00	5000.00	4580.00	-6.00	2.62
		HYD	4625.00	4625.00	4550.00	0.00	1.65
		MPK	4600.00	4600.00	5120.00	0.00	-10.16
		PSH	3500.00	4450.00	4900.00	-21.35	-28.57
		MNG	3550.00	4400.00	4400.00	-19.32	-19.32
		QTA	5000.00	5200.00	4750.00	-3.85	5.26
0113202. RICE BASMATI BROKEN AVG. QLTY.	40 KG.	LAH	2675.00	2875.00	2760.00	-6.96	-3.08
		RAW	3150.00	3275.00	3275.00	-3.82	-3.82
		GUJ	2100.00	2600.00	2350.00	-19.23	-10.64
		SAH	2000.00	2200.00	2700.00	-9.09	-25.93
		SKT	2550.00	2550.00	2420.00	0.00	5.37
		BPR	2100.00	2100.00	2100.00	0.00	0.00
		GJT	2100.00	2600.00	2505.00	-19.23	-16.17

Contd.

7.10 Intercity Wholesale Prices of Selected Commodities

Group/Commodity/Item Specification	Unit	City	Prices (Rs.)			% Change in Dec.,2014 Over	
			Dec., 2014	Nov, 2014	Dec., 2013	Nov., 2014	Dec., 2013
			1. Agriculture Forestry & Fishery				
		KSR	2625.00	2825.00	2775.00	-7.08	-5.41
		KAR	2760.00	2840.00	2580.00	-2.82	6.98
		HYD	2450.00	2450.00	2325.00	0.00	5.38
		SKR	2500.00	2500.00	2200.00	0.00	13.64
		LRK	3200.00	3200.00	3200.00	0.00	0.00
		MPK	1600.00	1900.00	2000.00	-15.79	-20.00
		PSH	1850.00	2600.00	2600.00	-28.85	-28.85
		BNU	1650.00	1650.00	2300.00	0.00	-28.26
		QTA	3300.00	3300.00	2800.00	0.00	17.86
0113203. RICE IRRI-9 PUNJAB	40 KG.	LAH	2175.00	2325.00	2325.00	-6.45	-6.45
		FAS	2750.00	2750.00	2650.00	0.00	3.77
		RAW	2325.00	2425.00	2425.00	-4.12	-4.12
		SAR	1750.00	1800.00	1650.00	-2.78	6.06
		SKT	1600.00	1600.00	1210.00	0.00	32.23
		QTA	1560.00	1560.00	1460.00	0.00	6.85
0113204. RICE IRRI-6 SINDH	40 KG.	KAR	1800.00	1860.00	1780.00	-3.23	1.12
		HYD	1600.00	1612.50	1650.00	-0.78	-3.03
		SKR	1450.00	1600.00	1400.00	-9.38	3.57
		LRK	1200.00	1200.00	1260.00	0.00	-4.76
		NWB	1630.00	1630.00	1600.00	0.00	1.88
		PSH	1490.00	1530.00	1600.00	-2.61	-6.88
		QTA	1520.00	1520.00	1420.00	0.00	7.04
004. Sorghum / Jowar							
0114201. JOWAR AVG. QLTY.	40 KG.	LAH	1750.00	1750.00	1400.00	0.00	25.00
		FAS	1250.00	1250.00	1350.00	0.00	-7.41
		SAR	1850.00	1850.00	1900.00	0.00	-2.63
		GJT	2000.00	2000.00	1425.00	0.00	40.35
		KAR	1100.00	1100.00	990.00	0.00	11.11
		HYD	1750.00	1750.00	1425.00	0.00	22.81
		PSH	1430.00	1430.00	1380.00	0.00	3.62
005. Millet / Bajra							
0118201. BAJRA AVG. QLTY.	40 KG.	LAH	1175.00	1175.00	1175.00	0.00	0.00
		FAS	880.00	980.00	1020.00	-10.20	-13.73
		SAR	1125.00	1150.00	1125.00	-2.17	0.00
		GJT	932.50	912.50	1125.00	2.19	-17.11
		KAR	1160.00	1220.00	1190.00	-4.92	-2.52
		HYD	1062.50	1100.00	1100.00	-3.41	-3.41
		PSH	1212.50	1195.00	1190.00	1.46	1.89
006. Vegetables							
0121201. CABBAGE AVG. QLTY.	100 KG.	LAH	2050.00	0.00	1575.00	-----	30.16
		FAS	1300.00	0.00	900.00	-----	44.44
		RAW	2025.00	0.00	2350.00	-----	-13.83
		MUL	2250.00	0.00	1750.00	-----	28.57
		SAR	4100.00	0.00	1350.00	-----	203.70
		SKT	3000.00	0.00	2500.00	-----	20.00
		KAR	1900.00	0.00	4100.00	-----	-53.66
		SKR	2000.00	0.00	2500.00	-----	-20.00
		PSH	1550.00	0.00	2450.00	-----	-36.73
0121301. CAULIFLOWER AVG. QLTY.	100 KG.	LAH	2200.00	4900.00	1350.00	-55.10	62.96
		FAS	2750.00	2200.00	700.00	25.00	292.86
		MUL	2300.00	3250.00	550.00	-29.23	318.18

Contd.

7.10 Intercity Wholesale Prices of Selected Commodities

Group/Commodity/Item Specification	Unit	City	Prices (Rs.)			% Change in Dec.,2014 Over	
			Dec., 2014	Nov, 2014	Dec., 2013	Nov., 2014	Dec., 2013
			1. Agriculture Forestry & Fishery				
		SKT	4000.00	4000.00	2000.00	0.00	100.00
		KAR	2550.00	2100.00	3100.00	21.43	-17.74
		SKR	2750.00	2750.00	1433.33	0.00	91.86
		MPK	1100.00	1800.00	1100.00	-38.89	0.00
		PSH	1550.00	3500.00	1450.00	-55.71	6.90
		QTA	4200.00	4200.00	4100.00	0.00	2.44
0122201. CUCUMBER (KHEERA) AVG. QLTY.	100 KG.	LAH	5100.00	3350.00	3300.00	52.24	54.55
		FAS	3750.00	3300.00	3500.00	13.64	7.14
		RAW	4250.00	4650.00	2950.00	-8.60	44.07
		MUL	4750.00	4250.00	3100.00	11.76	53.23
		GUJ	5000.00	5000.00	3050.00	0.00	63.93
		SAR	4750.00	5640.00	4100.00	-15.78	15.85
		SKT	4000.00	5000.00	3000.00	-20.00	33.33
		KAR	2550.00	3300.00	2100.00	-22.73	21.43
		HYD	4250.00	5250.00	2500.00	-19.05	70.00
		SKR	3800.00	4200.00	2400.00	-9.52	58.33
		PSH	3625.00	4250.00	3250.00	-14.71	11.54
		BNU	4500.00	4500.00	4250.00	0.00	5.88
		QTA	5200.00	7200.00	5000.00	-27.78	4.00
0122401. TOMATOES AVG. QLTY.	40 KG.	LAH	1325.00	1325.00	1675.00	0.00	-20.90
		FAS	1800.00	1500.00	2200.00	20.00	-18.18
		RAW	1875.00	1665.00	1975.00	12.61	-5.06
		MUL	1300.00	1300.00	3750.00	0.00	-65.33
		GUJ	1625.00	1625.00	2050.00	0.00	-20.73
		SAH	1460.00	1625.00	1650.00	-10.15	-11.52
		SAR	1550.00	1450.00	1600.00	6.90	-3.13
		SKT	2000.00	1600.00	2300.00	25.00	-13.04
		BPR	1700.00	1020.00	2350.00	66.67	-27.66
		GJT	1600.00	2000.00	1900.00	-20.00	-15.79
		KAR	1320.00	760.00	1220.00	73.68	8.20
		HYD	1600.00	625.00	1025.00	156.00	56.10
		SKR	1000.00	900.00	1538.46	11.11	-35.00
		LRK	2000.00	1600.00	2400.00	25.00	-16.67
		MPK	720.00	400.00	480.00	80.00	50.00
		PSH	1550.00	1450.00	1700.00	6.90	-8.82
		BNU	1600.00	1200.00	1700.00	33.33	-5.88
		MNG	1325.00	1025.00	2000.00	29.27	-33.75
		QTA	1680.00	1280.00	2100.00	31.25	-20.00
0123201. PEAS (MATAR) AVG. QLTY.	100 KG.	LAH	4300.00	8900.00	3350.00	-51.69	28.36
		FAS	5500.00	7500.00	2750.00	-26.67	100.00
		RAW	4250.00	9100.00	3100.00	-53.30	37.10
		GUJ	5250.00	9500.00	3000.00	-44.74	75.00
		SKT	5000.00	10000.00	3000.00	-50.00	66.67
		KAR	6250.00	11500.00	4040.00	-45.65	54.70
		SKR	6500.00	9000.00	3200.00	-27.78	103.13
		MPK	6500.00	6500.00	3800.00	0.00	71.05
		PSH	4500.00	8500.00	3700.00	-47.06	21.62
		BNU	6000.00	7000.00	4000.00	-14.29	50.00
		QTA	5600.00	11200.00	5500.00	-50.00	1.82
0124101. TURNIP AVG. QLTY.	100 KG.	LAH	1550.00	3450.00	1350.00	-55.07	14.81
		FAS	1100.00	1800.00	900.00	-38.89	22.22

Contd.

7.10 Intercity Wholesale Prices of Selected Commodities

Group/Commodity/Item Specification	Unit	City	Prices (Rs.)			% Change in Dec.,2014 Over	
			Dec., 2014	Nov, 2014	Dec., 2013	Nov., 2014	Dec., 2013
			1. Agriculture Forestry & Fishery				
		RAW	1750.00	3100.00	1225.00	-43.55	42.86
		MUL	1300.00	2750.00	1100.00	-52.73	18.18
		SKT	1500.00	3000.00	1200.00	-50.00	25.00
		KAR	1550.00	1900.00	1225.00	-18.42	26.53
		SKR	1000.00	1500.00	1200.00	-33.33	-16.67
		PSH	1100.00	2100.00	1300.00	-47.62	-15.38
		MNG	1775.00	2750.00	1850.00	-35.45	-4.05
		QTA	2000.00	2000.00	2350.00	0.00	-14.89
0124102. CARROT AVG. QLTY.	100 KG.	LAH	3250.00	3550.00	1350.00	-8.45	140.74
		FAS	2500.00	2200.00	1050.00	13.64	138.10
		RAW	2750.00	3350.00	1550.00	-17.91	77.42
		MUL	2750.00	2750.00	1100.00	0.00	150.00
		GUJ	3050.00	5250.00	1550.00	-41.90	96.77
		SAR	1080.00	3850.00	850.00	-71.95	27.06
		SKT	3500.00	4000.00	2000.00	-12.50	75.00
		KAR	2600.00	2700.00	850.00	-3.70	205.88
		SKR	3250.00	3500.00	1800.00	-7.14	80.56
		MPK	2500.00	3200.00	1800.00	-21.88	38.89
		PSH	3100.00	4900.00	2200.00	-36.73	40.91
		MNG	4000.00	7000.00	2500.00	-42.86	60.00
		QTA	3200.00	1800.00	2900.00	77.78	10.34
0124201. GARLIC	40 KG.	LAH	4475.00	4475.00	5100.00	0.00	-12.25
		FAS	3800.00	3400.00	3550.00	11.76	7.04
		RAW	3650.00	3750.00	3950.00	-2.67	-7.59
		SAR	4140.00	3800.00	3800.00	8.95	8.95
		SKT	4400.00	4600.00	4200.00	-4.35	4.76
		GJT	4000.00	4000.00	3500.00	0.00	14.29
		KAR	4200.00	3700.00	3500.00	13.51	20.00
		HYD	3650.00	3650.00	3350.00	0.00	8.96
		SKR	3800.00	3500.00	3600.00	8.57	5.56
		PSH	5550.00	5550.00	4000.00	0.00	38.75
		MNG	4600.00	4600.00	4050.00	0.00	13.58
		QTA	4200.00	4200.00	5600.00	0.00	-25.00
0124301. ONIONS DRY AVG. QLTY.	40 KG.	LAH	570.00	1140.00	1615.00	-50.00	-64.71
		FAS	560.00	1005.00	1700.00	-44.28	-67.06
		RAW	625.00	1462.50	2025.00	-57.26	-69.14
		MUL	530.00	900.00	1500.00	-41.11	-64.67
		GUJ	600.00	950.00	1550.00	-36.84	-61.29
		SAH	720.00	1000.00	1600.00	-28.00	-55.00
		SAR	580.00	900.00	1350.00	-35.56	-57.04
		SKT	600.00	1200.00	1700.00	-50.00	-64.71
		BPR	680.00	840.00	1680.00	-19.05	-59.52
		GJT	525.00	1080.00	1550.00	-51.39	-66.13
		KSR	540.00	1100.00	1650.00	-50.91	-67.27
		KAR	380.00	700.00	1300.00	-45.71	-70.77
		HYD	425.00	825.00	1325.00	-48.48	-67.92
		SKR	400.00	660.00	1110.00	-39.39	-63.96
		LRK	800.00	1200.00	2000.00	-33.33	-60.00
		MPK	320.00	500.00	880.00	-36.00	-63.64
		NWB	600.00	1200.00	1200.00	-50.00	-50.00
		PSH	710.00	1175.00	1900.00	-39.57	-62.63

Contd.

7.10 Intercity Wholesale Prices of Selected Commodities

Group/Commodity/Item Specification	Unit	City	Prices (Rs.)			% Change in Dec.,2014 Over			
			Dec., 2014	Nov, 2014	Dec., 2013	Nov., 2014	Dec., 2013		
			1. Agriculture Forestry & Fishery						
0124901. RADDISH AVG. QLTY.	100 KG.	BNU	1000.00	1200.00	1475.00	-16.67	-32.20		
		MNG	1050.00	1200.00	2000.00	-12.50	-47.50		
		QTA	850.00	850.00	1520.00	0.00	-44.08		
		RAW	1725.00	1900.00	1250.00	-9.21	38.00		
		MUL	1450.00	1650.00	950.00	-12.12	52.63		
		GUJ	1850.00	2050.00	900.00	-9.76	105.56		
		SAR	1820.00	2235.00	800.00	-18.57	127.50		
		SKT	1200.00	1200.00	1000.00	0.00	20.00		
		KAR	900.00	1950.00	810.00	-53.85	11.11		
		MPK	1000.00	2200.00	1100.00	-54.55	-9.09		
		PSH	900.00	1900.00	900.00	-52.63	0.00		
		0124904. BRINJAL AVG. QLTY.	100 KG.	LAH	2950.00	2950.00	2050.00	0.00	43.90
				FAS	2200.00	1300.00	1100.00	69.23	100.00
				MUL	2250.00	2250.00	2100.00	0.00	7.14
SAR	2715.00			4400.00	1400.00	-38.30	93.93		
SKT	3000.00			3000.00	3000.00	0.00	0.00		
KAR	1550.00			1250.00	2040.00	24.00	-24.02		
SKR	1250.00			1200.00	1416.67	4.17	-11.76		
MPK	1100.00			1100.00	1200.00	0.00	-8.33		
PSH	2600.00			2550.00	2400.00	1.96	8.33		
BNU	2000.00			2000.00	2400.00	0.00	-16.67		
QTA	3200.00	2200.00	2750.00	45.45	16.36				
007. Fresh Fruits									
0131201. BANANA AVG. QLTY.	DOZ.	LAH	45.25	59.00	49.00	-23.31	-7.65		
		FAS	42.50	50.00	42.50	-15.00	0.00		
		RAW	52.50	52.50	45.50	0.00	15.38		
		MUL	47.50	52.50	42.50	-9.52	11.76		
		GUJ	47.50	50.00	35.00	-5.00	35.71		
		SKT	50.00	60.00	37.50	-16.67	33.33		
		BPR	47.50	47.50	47.50	0.00	0.00		
		GJT	45.50	50.00	40.00	-9.00	13.75		
		KAR	37.00	31.00	25.50	19.35	45.10		
		HYD	39.00	46.50	32.00	-16.13	21.88		
		SKR	27.50	22.50	35.00	22.22	-21.43		
		MPK	25.00	25.00	15.00	0.00	66.67		
		PSH	52.50	52.50	37.50	0.00	40.00		
		MNG	70.00	70.00	55.00	0.00	27.27		
0131701. PAPAYA (PAPETA)	40 KG.	LAH	3350.00	3350.00	2950.00	0.00	13.56		
		KAR	4200.00	4200.00	3100.00	0.00	35.48		
		HYD	3200.00	3200.00	1850.00	0.00	72.97		
		MPK	2800.00	2800.00	1800.00	0.00	55.56		
0132301. MALTA AVG. QLTY.	100	LAH	735.00	520.00	875.00	41.35	-16.00		
		FAS	375.00	375.00	325.00	0.00	15.38		
		RAW	687.50	712.50	637.50	-3.51	7.84		
		SAR	350.00	295.00	325.00	18.64	7.69		
		KAR	1050.00	0.00	362.50	-----	189.66		
		HYD	900.00	900.00	572.50	0.00	57.21		
		PSH	750.00	0.00	650.00	-----	15.38		
		QTA	380.00	380.00	720.00	0.00	-47.22		
0132302. KINO AVG. QLTY.	100	LAH	775.00	500.00	497.50	55.00	55.78		
		FAS	275.00	225.00	312.50	22.22	-12.00		

Contd.

7.10 Intercity Wholesale Prices of Selected Commodities

Group/Commodity/Item Specification	Unit	City	Prices (Rs.)			% Change in Dec.,2014 Over	
			Dec., 2014	Nov, 2014	Dec., 2013	Nov., 2014	Dec., 2013
1. Agriculture Forestry & Fishery							
		RAW	475.00	512.50	562.50	-7.32	-15.56
		SAR	310.00	300.00	250.00	3.33	24.00
		KAR	475.00	425.00	312.50	11.76	52.00
		HYD	600.00	800.00	332.50	-25.00	80.45
		PSH	550.00	300.00	400.00	83.33	37.50
		QTA	380.00	215.00	720.00	76.74	-47.22
0134401. STRAWBURY	40 KG.	LAH	2900.00	2900.00	2100.00	0.00	38.10
		RAW	4650.00	4650.00	3425.00	0.00	35.77
		KAR	3800.00	3800.00	2900.00	0.00	31.03
		SKR	3500.00	3500.00	3200.00	0.00	9.38
0135101. APPLE AVG. QLTY.	40 KG.	LAH	2850.00	2850.00	2650.00	0.00	7.55
		RAW	2350.00	2350.00	1975.00	0.00	18.99
		MUL	3300.00	3300.00	2500.00	0.00	32.00
		KAR	1640.00	1240.00	1300.00	32.26	26.15
		HYD	2200.00	2000.00	1625.00	10.00	35.38
		SKR	1540.00	1600.00	1200.00	-3.75	28.33
		PSH	2550.00	2550.00	2175.00	0.00	17.24
		MNG	3400.00	3400.00	2900.00	0.00	17.24
		QTA	3800.00	3800.00	3000.00	0.00	26.67
0135102. APPLE SUP. QLTY.	40 KG.	LAH	5050.00	5050.00	4300.00	0.00	17.44
		RAW	5350.00	5350.00	5125.00	0.00	4.39
		GJT	4550.00	4550.00	4000.00	0.00	13.75
		KAR	2500.00	2100.00	2280.00	19.05	9.65
		PSH	3100.00	3100.00	2475.00	0.00	25.25
		MNG	4000.00	4000.00	3800.00	0.00	5.26
		QTA	4800.00	4800.00	4000.00	0.00	20.00
0135901. GUAVA AVG. QLTY.	40 KG.	LAH	2020.00	3250.00	1825.00	-37.85	10.68
		RAW	2425.00	1850.00	1675.00	31.08	44.78
		MUL	2300.00	3300.00	1700.00	-30.30	35.29
		KAR	1520.00	2100.00	1040.00	-27.62	46.15
		HYD	1600.00	1600.00	1600.00	0.00	0.00
		PSH	2100.00	2100.00	1550.00	0.00	35.48
		QTA	1880.00	2680.00	1500.00	-29.85	25.33
0136101. WATER MELON	40 KG.	LAH	1050.00	1050.00	1425.00	0.00	-26.32
		FAS	700.00	700.00	450.00	0.00	55.56
		RAW	1375.00	1375.00	1235.00	0.00	11.34
		MUL	750.00	750.00	750.00	0.00	0.00
		KSR	925.00	925.00	1150.00	0.00	-19.57
		KAR	1240.00	1240.00	645.00	0.00	92.25
		HYD	1400.00	1400.00	1100.00	0.00	27.27
		SKR	1000.00	1000.00	625.00	0.00	60.00
		PSH	1100.00	1100.00	750.00	0.00	46.67
		QTA	760.00	760.00	750.00	0.00	1.33
0136102. MUSK MELON (SARDA/GARMA)	40 KG.	LAH	1550.00	1550.00	3625.00	0.00	-57.24
		RAW	1275.00	1275.00	1275.00	0.00	0.00
		SKT	1200.00	1200.00	1400.00	0.00	-14.29
		KAR	1500.00	1500.00	1220.00	0.00	22.95
		PSH	1640.00	1640.00	1000.00	0.00	64.00
0136103. SWEET MELON (KHURBOZA)	40 KG.	LAH	1750.00	1750.00	1550.00	0.00	12.90
		RAW	3050.00	3050.00	1675.00	0.00	82.09
		KAR	2100.00	2100.00	1100.00	0.00	90.91

Contd.

7.10 Intercity Wholesale Prices of Selected Commodities

Group/Commodity/Item Specification	Unit	City	Prices (Rs.)			% Change in Dec.,2014 Over	
			Dec., 2014	Nov, 2014	Dec., 2013	Nov., 2014	Dec., 2013
			1. Agriculture Forestry & Fishery				
		HYD	2500.00	2500.00	1600.00	0.00	56.25
008. Dry Fruits							
0138101. ALMOND KAGZI(IN SHELL)AVG. QLTY.	40 KG.	LAH	21800.00	20500.00	19000.00	6.34	14.74
		RAW	14250.00	14250.00	10900.00	0.00	30.73
		MUL	25000.00	21000.00	17000.00	19.05	47.06
		KAR	18800.00	18000.00	15700.00	4.44	19.75
		HYD	19000.00	19000.00	13650.00	0.00	39.19
		MPK	20000.00	20000.00	14000.00	0.00	42.86
		PSH	24500.00	24500.00	19250.00	0.00	27.27
		MNG	26400.00	26400.00	22000.00	0.00	20.00
		QTA	13200.00	13200.00	12600.00	0.00	4.76
0138401. CHHOARA (DRY DATES) AVG. QLTY.	40 KG.	LAH	3100.00	3100.00	2900.00	0.00	6.90
		FAS	2300.00	1950.00	1850.00	17.95	24.32
		RAW	4100.00	3975.00	3775.00	3.14	8.61
		MUL	3100.00	3100.00	3100.00	0.00	0.00
		KAR	3740.00	3685.00	3680.00	1.49	1.63
		HYD	3000.00	3000.00	2650.00	0.00	13.21
		MPK	1800.00	1700.00	1800.00	5.88	0.00
		PSH	2300.00	2300.00	2800.00	0.00	-17.86
		BNU	3700.00	3700.00	4000.00	0.00	-7.50
0138501. PISTACHIO(WITHOUT SHELL)AVG. QLTY	40 KG.	LAH	74500.00	74500.00	67000.00	0.00	11.19
		RAW	82750.00	82750.00	69500.00	0.00	19.06
		MUL	81000.00	81000.00	91000.00	0.00	-10.99
		KAR	82000.00	79000.00	62400.00	3.80	31.41
		HYD	84000.00	84000.00	80000.00	0.00	5.00
		SKR	83500.00	82000.00	76000.00	1.83	9.87
		PSH	76000.00	76000.00	60000.00	0.00	26.67
		QTA	58000.00	58000.00	58000.00	0.00	0.00
0138901. COCONUT DRY AVG. QLTY.	40 KG.	LAH	10250.00	10250.00	5700.00	0.00	79.82
		MUL	9500.00	9500.00	7900.00	0.00	20.25
		GJT	10600.00	10600.00	8200.00	0.00	29.27
		KAR	10200.00	10200.00	7200.00	0.00	41.67
		HYD	10000.00	10000.00	7500.00	0.00	33.33
		SKR	10400.00	10400.00	8000.00	0.00	30.00
		MPK	10000.00	10000.00	8000.00	0.00	25.00
		PSH	10550.00	10550.00	6100.00	0.00	72.95
		MNG	10400.00	10400.00	8800.00	0.00	18.18
009. Cotton Seeds							
0143101. COTTON SEEDS	40 KG.	FAS	1050.00	925.00	975.00	13.51	7.69
		MUL	1125.00	1125.00	1020.00	0.00	10.29
		SAH	985.00	912.50	780.00	7.95	26.28
		SAR	1200.00	1200.00	925.00	0.00	29.73
		SKT	1300.00	1300.00	1150.00	0.00	13.04
		KSR	1425.00	1425.00	1150.00	0.00	23.91
		KAR	1940.00	1940.00	1890.00	0.00	2.65
		HYD	1137.50	1137.50	1000.00	0.00	13.75
010. Other Oil Seeds							
0144201. MUSTARD SEEDS	40 KG.	FAS	2650.00	2650.00	2700.00	0.00	-1.85
		MUL	2350.00	2450.00	2550.00	-4.08	-7.84
		SAH	2550.00	2550.00	2200.00	0.00	15.91
		BPR	2650.00	2650.00	2650.00	0.00	0.00

Contd.

7.10 Intercity Wholesale Prices of Selected Commodities

Group/Commodity/Item Specification	Unit	City	Prices (Rs.)			% Change in Dec.,2014 Over	
			Dec., 2014	Nov, 2014	Dec., 2013	Nov., 2014	Dec., 2013
			1. Agriculture Forestry & Fishery				
		KSR	2750.00	2750.00	2750.00	0.00	0.00
		KAR	2480.00	2480.00	2312.50	0.00	7.24
		HYD	2400.00	2500.00	2300.00	-4.00	4.35
		MPK	2500.00	2550.00	2400.00	-1.96	4.17
		NWB	2800.00	2800.00	3000.00	0.00	-6.67
		PSH	3100.00	2950.00	2680.00	5.08	15.67
011. Edible Roots / Potatoes							
0151001. POTATOES WHITE AVG. QLTY.	40 KG.	KAR	760.00	1560.00	1230.00	-51.28	-38.21
		HYD	1000.00	1825.00	1400.00	-45.21	-28.57
		SKR	1000.00	1700.00	888.89	-41.18	12.50
		MPK	800.00	1600.00	1000.00	-50.00	-20.00
		QTA	1240.00	1240.00	1340.00	0.00	-7.46
0151002. POTATOES RED AVG. QLTY.	40 KG.	LAH	1300.00	2475.00	1100.00	-47.47	18.18
		FAS	1050.00	1900.00	800.00	-44.74	31.25
		RAW	1375.00	2425.00	1225.00	-43.30	12.24
		MUL	1100.00	2300.00	1100.00	-52.17	0.00
		GUJ	1100.00	2450.00	1025.00	-55.10	7.32
		SAH	1100.00	2700.00	1175.00	-59.26	-6.38
		SAR	1097.50	2190.00	840.00	-49.89	30.65
		SKT	1280.00	2750.00	1450.00	-53.45	-11.72
		BPR	1160.00	1960.00	920.00	-40.82	26.09
		PSH	1450.00	2550.00	1440.00	-43.14	0.69
		MNG	1800.00	2000.00	1600.00	-10.00	12.50
012. Stimulant & Spice Crops							
0165201. RED CHILLIES DRY(WHOLE)	40 KG.	LAH	9425.00	8650.00	5100.00	8.96	84.80
		FAS	7800.00	7800.00	5600.00	0.00	39.29
		RAW	9250.00	9250.00	6525.00	0.00	41.76
		MUL	7900.00	8250.00	5900.00	-4.24	33.90
		KAR	9000.00	9000.00	3820.00	0.00	135.60
		HYD	7500.00	7500.00	6000.00	0.00	25.00
		MPK	7500.00	7200.00	4700.00	4.17	59.57
		PSH	8650.00	8750.00	5800.00	-1.14	49.14
		QTA	10600.00	10600.00	10600.00	0.00	0.00
0165401. CUMINSEED WHITE 50 G.PKT.NAT.	EACH	LAH	46.80	46.80	46.80	0.00	0.00
		FAS	48.28	48.28	48.28	0.00	0.00
		RAW	46.00	46.00	46.00	0.00	0.00
		MUL	48.67	48.67	48.67	0.00	0.00
		KAR	50.00	50.00	42.00	0.00	19.05
		HYD	52.00	52.00	50.00	0.00	4.00
		MPK	40.45	40.45	40.45	0.00	0.00
		PSH	51.00	51.00	47.00	0.00	8.51
		MNG	50.00	50.00	50.00	0.00	0.00
		QTA	46.00	46.00	46.00	0.00	0.00
0165402. CARDAMOM LARGE	40 KG.	LAH	90500.00	90500.00	78500.00	0.00	15.29
		RAW	70500.00	71500.00	70750.00	-1.40	-0.35
		MUL	107500.00	109000.00	75000.00	-1.38	43.33
		KAR	102000.00	94000.00	70000.00	8.51	45.71
		HYD	107500.00	102500.00	70000.00	4.88	53.57
		MPK	105000.00	100000.00	80000.00	5.00	31.25
		PSH	109000.00	109000.00	76000.00	0.00	43.42
		QTA	104000.00	104000.00	82000.00	0.00	26.83

Contd.

7.10 Intercity Wholesale Prices of Selected Commodities

Group/Commodity/Item Specification	Unit	City	Prices (Rs.)			% Change in Dec.,2014 Over	
			Dec., 2014	Nov, 2014	Dec., 2013	Nov., 2014	Dec., 2013
			1. Agriculture Forestry & Fishery				
0165403. CARDAMOM SMALL	KG.	LAH	1090.00	1090.00	1125.00	0.00	-3.11
		RAW	1725.00	1800.00	1725.00	-4.17	0.00
		MUL	1300.00	1300.00	1100.00	0.00	18.18
		KAR	1225.00	1225.00	1370.00	0.00	-10.58
		HYD	1400.00	1400.00	1400.00	0.00	0.00
		MPK	900.00	900.00	800.00	0.00	12.50
		PSH	1150.00	1150.00	1100.00	0.00	4.55
		QTA	925.00	925.00	2600.00	0.00	-64.42
0165501. CINNAMON	40 KG.	RAW	8450.00	8250.00	6025.00	2.42	40.25
		MUL	12250.00	12100.00	8100.00	1.24	51.23
		KAR	9800.00	9400.00	7500.00	4.26	30.67
		PSH	10000.00	10000.00	8500.00	0.00	17.65
		QTA	5100.00	5100.00	5100.00	0.00	0.00
0165701. GINGER GREEN	40 KG.	LAH	7380.00	8980.00	5450.00	-17.82	35.41
		FAS	5400.00	5400.00	4750.00	0.00	13.68
		RAW	7650.00	7650.00	6450.00	0.00	18.60
		SAR	8320.00	6553.75	5800.00	26.95	43.45
		SKT	5600.00	6000.00	6000.00	-6.67	-6.67
		KAR	5400.00	7000.00	5250.00	-22.86	2.86
		HYD	8800.00	8800.00	6550.00	0.00	34.35
		SKR	7143.00	7200.00	6500.00	-0.79	9.89
		PSH	10900.00	10900.00	6050.00	0.00	80.17
		MNG	8800.00	9600.00	8000.00	-8.33	10.00
		QTA	4200.00	4200.00	5600.00	0.00	-25.00
013. Pulses							
0170101. KIDNEY BEANS DRY WHOLE (LOBIA)	40 KG.	LAH	5450.00	5450.00	4550.00	0.00	19.78
		RAW	4825.00	4375.00	4375.00	10.29	10.29
		MUL	4100.00	4100.00	4100.00	0.00	0.00
		KSR	5650.00	5650.00	5700.00	0.00	-0.88
		KAR	4300.00	4500.00	3920.00	-4.44	9.69
		HYD	3200.00	3200.00	3400.00	0.00	-5.88
		PSH	3650.00	4000.00	5400.00	-8.75	-32.41
		BNU	4500.00	4500.00	5000.00	0.00	-10.00
		QTA	3000.00	3000.00	3300.00	0.00	-9.09
0170401. MASOOR WHOLE AVG. QLTY.	100 KG.	LAH	9950.00	9750.00	9100.00	2.05	9.34
		FAS	9250.00	8800.00	8500.00	5.11	8.82
		RAW	11250.00	11250.00	9100.00	0.00	23.63
		MUL	10350.00	10750.00	8650.00	-3.72	19.65
		SAR	10550.00	10500.00	9000.00	0.48	17.22
		SKT	11000.00	11000.00	7500.00	0.00	46.67
		BPR	11750.00	10500.00	8600.00	11.90	36.63
		GJT	10500.00	10375.00	9250.00	1.20	13.51
		KSR	10200.00	9550.00	9200.00	6.81	10.87
		KAR	10100.00	9850.00	8850.00	2.54	14.12
		HYD	9800.00	9800.00	8550.00	0.00	14.62
		SKR	9500.00	9750.00	9000.00	-2.56	5.56
		LRK	10500.00	11000.00	0.00	-4.55	-----
		MPK	10300.00	10300.00	10000.00	0.00	3.00
		PSH	12050.00	12100.00	10400.00	-0.41	15.87
		QTA	13000.00	13600.00	11750.00	-4.41	10.64

Contd.

7.10 Intercity Wholesale Prices of Selected Commodities

Group/Commodity/Item Specification	Unit	City	Prices (Rs.)			% Change in Dec.,2014 Over	
			Dec., 2014	Nov, 2014	Dec., 2013	Nov., 2014	Dec., 2013
			1. Agriculture Forestry & Fishery				
0170402. MASOOR SPLIT AVG. QLTY.	100 KG.	LAH	10800.00	10650.00	10250.00	1.41	5.37
		FAS	9900.00	9525.00	9250.00	3.94	7.03
		RAW	12900.00	12900.00	9900.00	0.00	30.30
		MUL	11550.00	12100.00	9900.00	-4.55	16.67
		SAR	12250.00	12250.00	11000.00	0.00	11.36
		SKT	12250.00	12250.00	9250.00	0.00	32.43
		BPR	12750.00	12750.00	10000.00	0.00	27.50
		GJT	12500.00	12500.00	12250.00	0.00	2.04
		KAR	11100.00	10850.00	9400.00	2.30	18.09
		HYD	11500.00	11500.00	9475.00	0.00	21.37
		SKR	12000.00	12500.00	12000.00	-4.00	0.00
		LRK	11750.00	12000.00	11000.00	-2.08	6.82
		MPK	11600.00	11500.00	10500.00	0.87	10.48
		PSH	12050.00	12100.00	10500.00	-0.41	14.76
		QTA	13600.00	14000.00	11650.00	-2.86	16.74
0170901. GRAM WHOLE YELLOW AVG. QLTY.	100 KG.	LAH	5000.00	5000.00	5500.00	0.00	-9.09
		FAS	5400.00	5400.00	6175.00	0.00	-12.55
		RAW	9050.00	8900.00	8750.00	1.69	3.43
		MUL	8100.00	8100.00	8700.00	0.00	-6.90
		SAR	6750.00	7062.50	7900.00	-4.42	-14.56
		BPR	9250.00	9250.00	8500.00	0.00	8.82
		GJT	8500.00	8500.00	8500.00	0.00	0.00
		KAR	8300.00	8500.00	8400.00	-2.35	-1.19
		HYD	9000.00	9000.00	9000.00	0.00	0.00
		SKR	9000.00	8400.00	8750.00	7.14	2.86
		MPK	8000.00	8600.00	8800.00	-6.98	-9.09
		PSH	8350.00	8550.00	9350.00	-2.34	-10.70
		BNU	9375.00	9375.00	9000.00	0.00	4.17
		QTA	13500.00	9500.00	12750.00	42.11	5.88
0170902. GRAM SPLIT AVG. QLTY.	100 KG.	LAH	5450.00	5350.00	4650.00	1.87	17.20
		FAS	5300.00	5300.00	4775.00	0.00	10.99
		RAW	6550.00	6750.00	6900.00	-2.96	-5.07
		MUL	6450.00	6100.00	5350.00	5.74	20.56
		GUJ	6400.00	6400.00	5550.00	0.00	15.32
		SAR	6475.00	6437.50	5250.00	0.58	23.33
		SKT	6100.00	6100.00	6000.00	0.00	1.67
		BPR	6450.00	6800.00	5100.00	-5.15	26.47
		GJT	6500.00	6500.00	5250.00	0.00	23.81
		KAR	6100.00	6100.00	5300.00	0.00	15.09
		HYD	6200.00	6200.00	7350.00	0.00	-15.65
		SKR	6000.00	6000.00	5725.00	0.00	4.80
		MPK	6500.00	6500.00	5600.00	0.00	16.07
		PSH	7100.00	7100.00	6100.00	0.00	16.39
		BNU	6700.00	6700.00	6000.00	0.00	11.67
		QTA	8000.00	9600.00	7350.00	-16.67	8.84
0170903. MASH WHOLE AVG. QLTY.	100 KG.	LAH	12650.00	12650.00	9300.00	0.00	36.02
		FAS	10500.00	9750.00	9250.00	7.69	13.51
		RAW	13000.00	13250.00	9550.00	-1.89	36.13
		MUL	11375.00	11375.00	9100.00	0.00	25.00
		SKT	13000.00	13000.00	11500.00	0.00	13.04

Contd.

7.10 Intercity Wholesale Prices of Selected Commodities

Group/Commodity/Item Specification	Unit	City	Prices (Rs.)			% Change in Dec.,2014 Over			
			Dec., 2014	Nov, 2014	Dec., 2013	Nov., 2014	Dec., 2013		
			1. Agriculture Forestry & Fishery						
0170904. MASH SPLIT AVG. QLTY.	100 KG.	KSR	13000.00	13000.00	8850.00	0.00	46.89		
		KAR	12250.00	12250.00	8950.00	0.00	36.87		
		LAH	14750.00	14750.00	12250.00	0.00	20.41		
		FAS	12000.00	11500.00	10675.00	4.35	12.41		
		RAW	14250.00	15250.00	12150.00	-6.56	17.28		
		MUL	14100.00	14100.00	9900.00	0.00	42.42		
		SKT	14250.00	14250.00	12500.00	0.00	14.00		
		KSR	15250.00	15250.00	11300.00	0.00	34.96		
		KAR	13250.00	13250.00	9650.00	0.00	37.31		
		HYD	12700.00	12700.00	9500.00	0.00	33.68		
		SKR	11250.00	10500.00	11500.00	7.14	-2.17		
		MPK	13200.00	13500.00	11000.00	-2.22	20.00		
		PSH	14400.00	15000.00	11200.00	-4.00	28.57		
		MNG	14250.00	13750.00	9390.00	3.64	51.76		
		QTA	17200.00	18200.00	11900.00	-5.49	44.54		
		0170905. MOONG WHOLE AVG. QLTY.	100 KG.	LAH	12550.00	12250.00	10250.00	2.45	22.44
				FAS	13125.00	13125.00	10500.00	0.00	25.00
RAW	13550.00			13900.00	10100.00	-2.52	34.16		
MUL	14750.00			14750.00	9300.00	0.00	58.60		
SKT	11000.00			11000.00	10500.00	0.00	4.76		
GJT	12000.00			12000.00	10600.00	0.00	13.21		
KSR	13650.00			13250.00	10750.00	3.02	26.98		
KAR	13250.00			13250.00	9100.00	0.00	45.60		
SKR	11250.00			10750.00	11250.00	4.65	0.00		
PSH	12250.00			12250.00	11200.00	0.00	9.38		
MNG	12000.00			11400.00	11000.00	5.26	9.09		
0170906. MOONG SPLIT AVG. QLTY.	100 KG.	QTA	18100.00	18900.00	12750.00	-4.23	41.96		
		LAH	13650.00	13350.00	11687.50	2.25	16.79		
		FAS	14500.00	14500.00	11500.00	0.00	26.09		
		RAW	13900.00	14400.00	11750.00	-3.47	18.30		
		MUL	14250.00	11750.00	11600.00	21.28	22.84		
		SKT	11500.00	11500.00	12500.00	0.00	-8.00		
		GJT	13500.00	13500.00	11750.00	0.00	14.89		
		KAR	14250.00	14250.00	11400.00	0.00	25.00		
		HYD	15000.00	15000.00	12100.00	0.00	23.97		
		SKR	13000.00	12000.00	13250.00	8.33	-1.89		
		MPK	15800.00	15000.00	13500.00	5.33	17.04		
014. Sugar Crops	40 KG.	PSH	14600.00	14600.00	11800.00	0.00	23.73		
		MNG	14000.00	12800.00	11000.00	9.38	27.27		
		QTA	17600.00	18400.00	12400.00	-4.35	41.94		
		FAS	177.50	177.50	177.50	0.00	0.00		
		HYD	175.00	175.00	175.00	0.00	0.00		
015. Fibre Crops	100	PSH	180.00	180.00	180.00	0.00	0.00		
		KAR	5197.00	5464.00	7107.50	-4.89	-26.88		
		LAH	12250.00	12250.00	11250.00	0.00	8.89		
		FAS	9000.00	9000.00	9000.00	0.00	0.00		
		KAR	10750.00	10750.00	9300.00	0.00	15.59		
		PSH	9500.00	9500.00	9500.00	0.00	0.00		

Contd.

7.10 Intercity Wholesale Prices of Selected Commodities

Group/Commodity/Item Specification	Unit	City	Prices (Rs.)			% Change in Dec.,2014 Over	
			Dec., 2014	Nov, 2014	Dec., 2013	Nov., 2014	Dec., 2013
1. Agriculture Forestry & Fishery							
016. Unmanufactured Tobacco							
0197001. TOBACCO SIND KARO	40 KG.	SAR	5175.00	5175.00	4200.00	0.00	23.21
		SKR	2200.00	2200.00	2200.00	0.00	0.00
		LRK	2500.00	2000.00	1890.00	25.00	32.28
0197002. TOBACCO DESI(MITHA)	40 KG.	LAH	5450.00	5450.00	5050.00	0.00	7.92
		SAR	6550.00	6550.00	5850.00	0.00	11.97
		HYD	5000.00	5000.00	4000.00	0.00	25.00
		QTA	2800.00	2800.00	2545.00	0.00	10.02
0197003. TOBACCO SUFAID PATHA	40 KG.	MUL	7100.00	6900.00	6400.00	2.90	10.94
		SAR	4795.00	4795.00	3250.00	0.00	47.54
		KAR	2690.00	2690.00	2690.00	0.00	0.00
		HYD	4500.00	4500.00	3250.00	0.00	38.46
		QTA	5415.00	5415.00	5415.00	0.00	0.00
0197004. TOBACCO HUKKA TWISTED	40 KG.	LAH	4450.00	4450.00	4300.00	0.00	3.49
		RAW	2475.00	2375.00	2175.00	4.21	13.79
		MUL	4700.00	4700.00	4300.00	0.00	9.30
		KSR	4650.00	4650.00	4200.00	0.00	10.71
		HYD	5000.00	5000.00	4100.00	0.00	21.95
		SKR	3600.00	3600.00	2800.00	0.00	28.57
		QTA	2970.00	2970.00	2970.00	0.00	0.00
0197005. TOBACCO HUKKA PREPARED	40 KG.	LAH	3850.00	3850.00	3300.00	0.00	16.67
		RAW	1375.00	1275.00	1125.00	7.84	22.22
		MUL	1500.00	1300.00	1000.00	15.38	50.00
		KSR	3700.00	3700.00	3200.00	0.00	15.63
		LRK	1500.00	1500.00	1400.00	0.00	7.14
		QTA	1530.00	1530.00	1530.00	0.00	0.00
017. Poultry							
0215101. CHICKEN FARM(LIVE)	1 KG.	LAH	131.50	104.50	130.50	25.84	0.77
		FAS	137.50	125.00	137.50	10.00	0.00
		RAW	145.50	119.00	133.00	22.27	9.40
		MUL	131.00	124.00	141.00	5.65	-7.09
		GUJ	127.00	127.00	131.50	0.00	-3.42
		SKT	130.00	111.00	108.00	17.12	20.37
		BPR	140.00	120.00	143.00	16.67	-2.10
		KAR	155.00	143.00	144.50	8.39	7.27
		HYD	140.00	135.00	132.50	3.70	5.66
		SKR	125.00	125.00	126.00	0.00	-0.79
		MPK	132.00	126.00	126.00	4.76	4.76
		PSH	146.00	130.00	150.00	12.31	-2.67
		MNG	177.00	155.00	175.00	14.19	1.14
		QTA	180.00	170.00	150.00	5.88	20.00
018. Raw Milk from Bovine Animals							
0221101. FRESH MILK	40 LTR.	LAH	3000.00	3000.00	2020.00	0.00	48.51
		FAS	2200.00	2200.00	2000.00	0.00	10.00
		RAW	2975.00	2975.00	2575.00	0.00	15.53
		MUL	2450.00	2450.00	2300.00	0.00	6.52
		SAH	2000.00	2000.00	1650.00	0.00	21.21
		SKT	2600.00	2600.00	2200.00	0.00	18.18
		KSR	2225.00	2225.00	2000.00	0.00	11.25
		KAR	3000.00	3000.00	2480.00	0.00	20.97
		HYD	2800.00	2800.00	2650.00	0.00	5.66

Contd.

7.10 Intercity Wholesale Prices of Selected Commodities

Group/Commodity/Item Specification	Unit	City	Prices (Rs.)			% Change in Dec.,2014 Over	
			Dec., 2014	Nov, 2014	Dec., 2013	Nov., 2014	Dec., 2013
			1. Agriculture Forestry & Fishery				
		SKR	2800.00	2800.00	2775.00	0.00	0.90
		MPK	2560.00	2560.00	2560.00	0.00	0.00
		PSH	2400.00	2200.00	2200.00	9.09	9.09
		BNU	2600.00	2600.00	2200.00	0.00	18.18
		QTA	2800.00	2800.00	2800.00	0.00	0.00
019. Eggs							
0231001. EGGS FARM CRATE OF 30 DOZ.	EACH	LAH	3000.00	3240.00	3240.00	-7.41	-7.41
		FAS	3000.00	3240.00	3240.00	-7.41	-7.41
		RAW	2975.00	3210.00	3245.00	-7.32	-8.32
		MUL	3050.00	3050.00	3100.00	0.00	-1.61
		GUJ	3240.00	3240.00	3200.00	0.00	1.25
		SKT	3150.00	3300.00	3300.00	-4.55	-4.55
		BPR	3120.00	3330.00	3240.00	-6.31	-3.70
		KAR	3195.00	3330.00	3415.00	-4.05	-6.44
		HYD	3300.00	3400.00	3400.00	-2.94	-2.94
		SKR	3200.00	3200.00	3500.00	0.00	-8.57
		MPK	3060.00	3300.00	3240.00	-7.27	-5.56
		PSH	3100.00	3100.00	3325.00	0.00	-6.77
		MNG	3250.00	3275.00	3300.00	-0.76	-1.52
		QTA	3000.00	3000.00	3300.00	0.00	-9.09
020. Raw Animal Materials / Wool							
0294201. WOOL PAK. SUPERIOR WHITE	40 KG.	LAH	1575.00	1575.00	775.00	0.00	103.23
		MUL	2550.00	2550.00	2300.00	0.00	10.87
		KAR	3700.00	3500.00	2820.00	5.71	31.21
		BNU	2500.00	2500.00	2500.00	0.00	0.00
0294202. WOOL PAK. SUPERIOR YELLOW	40 KG.	LAH	1375.00	1375.00	862.50	0.00	59.42
		MUL	1900.00	1900.00	1900.00	0.00	0.00
		KAR	3700.00	3500.00	2820.00	5.71	31.21
		BNU	2250.00	2250.00	2250.00	0.00	0.00
0294203. WOOL PAK MEDIUM WHITE	40 KG.	LAH	1300.00	1300.00	740.00	0.00	75.68
		MUL	2050.00	2050.00	2100.00	0.00	-2.38
		KAR	3200.00	3000.00	2410.00	6.67	32.78
		BNU	2100.00	2100.00	2100.00	0.00	0.00
0294204. WOOL PAK.MEDIUM YELLOW	40 KG.	LAH	1175.00	1175.00	640.00	0.00	83.59
		MUL	1650.00	1650.00	1500.00	0.00	10.00
		KAR	3000.00	2800.00	2270.00	7.14	32.16
		BNU	1850.00	1850.00	1850.00	0.00	0.00
0294205. WOOL COLOURED LIGHT	40 KG.	LAH	925.00	925.00	825.00	0.00	12.12
		MUL	1050.00	1050.00	1100.00	0.00	-4.55
		KAR	2300.00	2100.00	1900.00	9.52	21.05
		BNU	1600.00	1600.00	1450.00	0.00	10.34
0294206. WOOL COLOURED DARK	40 KG.	LAH	825.00	825.00	800.00	0.00	3.13
		MUL	850.00	850.00	900.00	0.00	-5.56
		KAR	2200.00	2000.00	1835.00	10.00	19.89
		BNU	1500.00	1500.00	1450.00	0.00	3.45
021. Hides & Fur Skins, Raw							
0295101. HIDES WET SALTED COW MEDIUM	EACH	LAH	1975.00	1975.00	1975.00	0.00	0.00
		RAW	2550.00	2450.00	1975.00	4.08	29.11
		MUL	3500.00	3250.00	3500.00	7.69	0.00
		SKT	3000.00	3000.00	2950.00	0.00	1.69
		KSR	1925.00	1925.00	1925.00	0.00	0.00

Contd.

7.10 Intercity Wholesale Prices of Selected Commodities

Group/Commodity/Item Specification	Unit	City	Prices (Rs.)			% Change in Dec.,2014 Over	
			Dec., 2014	Nov, 2014	Dec., 2013	Nov., 2014	Dec., 2013
			1. Agriculture Forestry & Fishery				
		KAR	4000.00	4000.00	3900.00	0.00	2.56
		HYD	3000.00	3000.00	2000.00	0.00	50.00
		BNU	1700.00	1700.00	1450.00	0.00	17.24
		QTA	3500.00	3500.00	3000.00	0.00	16.67
0295102. HIDES WET SALTED BUFFALO MEDIUM	EACH	LAH	1675.00	1675.00	1675.00	0.00	0.00
		RAW	2550.00	2450.00	1975.00	4.08	29.11
		MUL	3250.00	2950.00	3100.00	10.17	4.84
		SKT	3000.00	3000.00	2950.00	0.00	1.69
		KSR	1625.00	1625.00	1625.00	0.00	0.00
		KAR	2700.00	2700.00	2650.00	0.00	1.89
		HYD	1850.00	1850.00	1850.00	0.00	0.00
		BNU	1900.00	1900.00	1825.00	0.00	4.11
		QTA	2400.00	2400.00	2400.00	0.00	0.00
0295103. HIDES WET SALTED CALF MEDIUM	EACH	LAH	1225.00	1225.00	1225.00	0.00	0.00
		RAW	2150.00	2050.00	1075.00	4.88	100.00
		MUL	1250.00	1250.00	1550.00	0.00	-19.35
		SKT	700.00	700.00	600.00	0.00	16.67
		KSR	975.00	975.00	975.00	0.00	0.00
		KAR	3900.00	3900.00	1700.00	0.00	129.41
		HYD	2050.00	2050.00	2050.00	0.00	0.00
		BNU	900.00	900.00	750.00	0.00	20.00
		QTA	2300.00	2300.00	2300.00	0.00	0.00
0295301. SHEEP SKIN MEDIUM	100	RAW	29500.00	28500.00	23500.00	3.51	25.53
		MUL	29000.00	29000.00	37500.00	0.00	-22.67
		KSR	22000.00	22000.00	22000.00	0.00	0.00
		KAR	42500.00	45600.00	48750.00	-6.80	-12.82
		HYD	20500.00	20500.00	20500.00	0.00	0.00
		PSH	36500.00	36500.00	32000.00	0.00	14.06
		QTA	50000.00	50000.00	50000.00	0.00	0.00
0295302. SHEEP SKIN LARGE	100	LAH	39000.00	39000.00	39000.00	0.00	0.00
		RAW	35500.00	34500.00	29500.00	2.90	20.34
		MUL	34000.00	34000.00	52500.00	0.00	-35.24
		KSR	30500.00	30500.00	30500.00	0.00	0.00
		KAR	55500.00	60000.00	63750.00	-7.50	-12.94
		HYD	31500.00	31500.00	31500.00	0.00	0.00
		PSH	53500.00	53500.00	52000.00	0.00	2.88
		QTA	55000.00	55000.00	60000.00	0.00	-8.33
0295401. GOAT SKIN LARGE	100	LAH	31000.00	31000.00	31000.00	0.00	0.00
		RAW	34500.00	33250.00	28250.00	3.76	22.12
		KSR	27500.00	27500.00	27500.00	0.00	0.00
		KAR	37500.00	40000.00	52750.00	-6.25	-28.91
		HYD	36500.00	36500.00	36500.00	0.00	0.00
		PSH	35000.00	35000.00	30000.00	0.00	16.67
		QTA	43500.00	43500.00	46500.00	0.00	-6.45
0295402. GOAT SKIN EXTRA LARGE	100	LAH	41000.00	41000.00	41000.00	0.00	0.00
		RAW	35500.00	34750.00	29750.00	2.16	19.33
		MUL	52500.00	52500.00	57500.00	0.00	-8.70
		KSR	39500.00	39500.00	39500.00	0.00	0.00
		KAR	49250.00	47000.00	64500.00	4.79	-23.64
		HYD	36750.00	36750.00	36750.00	0.00	0.00

Contd.

7.10 Intercity Wholesale Prices of Selected Commodities

Group/Commodity/Item Specification	Unit	City	Prices (Rs.)			% Change in Dec.,2014 Over	
			Dec., 2014	Nov, 2014	Dec., 2013	Nov., 2014	Dec., 2013
			1. Agriculture Forestry & Fishery				
		PSH	36000.00	36000.00	35000.00	0.00	2.86
		QTA	52500.00	52500.00	52500.00	0.00	0.00
0295403. GOAT SKIN MEDIUM	100	LAH	29000.00	29000.00	29000.00	0.00	0.00
		RAW	30750.00	29750.00	24750.00	3.36	24.24
		MUL	34000.00	34000.00	37500.00	0.00	-9.33
		SKT	35000.00	35000.00	42500.00	0.00	-17.65
		KSR	24500.00	24500.00	24500.00	0.00	0.00
		KAR	24500.00	23000.00	46000.00	6.52	-46.74
		PSH	29000.00	29000.00	25000.00	0.00	16.00
		QTA	37500.00	37500.00	37500.00	0.00	0.00
0295404. GOAT SKIN SMALL	100	LAH	21000.00	21000.00	21000.00	0.00	0.00
		RAW	29750.00	28750.00	23750.00	3.48	25.26
		SKT	15000.00	15000.00	15000.00	0.00	0.00
		KSR	18500.00	18500.00	18500.00	0.00	0.00
		KAR	26500.00	30000.00	33875.00	-11.67	-21.77
		PSH	20000.00	20000.00	18000.00	0.00	11.11
		QTA	27000.00	27000.00	27000.00	0.00	0.00
022. Fuel Wood in Logs							
0313001. FIRE WOOD MIXED DRY	40 KG.	LAH	610.00	610.00	540.00	0.00	12.96
		FAS	380.00	380.00	380.00	0.00	0.00
		RAW	562.50	562.50	537.50	0.00	4.65
		MUL	450.00	450.00	400.00	0.00	12.50
		GJT	470.00	470.00	470.00	0.00	0.00
		KAR	520.00	520.00	410.00	0.00	26.83
		HYD	350.00	350.00	350.00	0.00	0.00
		SKR	375.00	375.00	350.00	0.00	7.14
		LRK	400.00	400.00	450.00	0.00	-11.11
		PSH	650.00	650.00	600.00	0.00	8.33
		MNG	500.00	500.00	500.00	0.00	0.00
		QTA	465.00	465.00	465.00	0.00	0.00
023. Fish Live Fresh or Chilled							
0411901. FISH RAHU RIVER	40 KG.	LAH	9900.00	9100.00	9100.00	8.79	8.79
		RAW	6475.00	6475.00	6175.00	0.00	4.86
		MUL	10250.00	8800.00	9300.00	16.48	10.22
		HYD	8000.00	8000.00	8000.00	0.00	0.00
		SKR	10500.00	10500.00	8800.00	0.00	19.32
		PSH	9500.00	9500.00	7200.00	0.00	31.94
0411902. FISH RAHU SEA	40 KG.	KAR	3900.00	3500.00	3610.00	11.43	8.03
0411903. FISH SURMAI (SEA)	40 KG.	KAR	8200.00	7900.00	7500.00	3.80	9.33
2. Ores/Minerals, Elec., Gas & Water							
024. Coal not Agglomerated							
1101001. COAL	MT.	LAH	14250.00	14250.00	14250.00	0.00	0.00
025. Natural Gas Liquified							
1202001. SUI GAS GENERAL INDUSRIAL USE	MMBTU	KAR	571.23	571.23	571.23	0.00	0.00
1202002. LPG	KG.	LAH	114.75	129.79	129.79	-11.59	-11.59
		RAW	126.00	143.00	132.00	-11.89	-4.55
		KAR	110.00	120.00	132.50	-8.33	-16.98
		PSH	140.00	160.00	160.00	-12.50	-12.50
		QTA	150.00	125.00	137.00	20.00	9.49
1202003. CNG	KG.	KAR	73.93	73.93	70.20	0.00	5.31

Contd.

7.10 Intercity Wholesale Prices of Selected Commodities

Group/Commodity/Item Specification	Unit	City	Prices (Rs.)			% Change in Dec.,2014 Over	
			Dec., 2014	Nov, 2014	Dec., 2013	Nov., 2014	Dec., 2013
1. Agriculture Forestry & Fishery							
026. Salt & Pure Sodium Chloride							
1620001. SALT CRUSHED LAHORI	40 KG.	LAH	195.00	195.00	147.50	0.00	32.20
		RAW	345.00	345.00	305.00	0.00	13.11
		MUL	280.00	280.00	280.00	0.00	0.00
		GJT	240.00	240.00	125.00	0.00	92.00
		KAR	325.00	325.00	325.00	0.00	0.00
		SKR	275.00	275.00	275.00	0.00	0.00
		PSH	200.00	200.00	190.00	0.00	5.26
1620002. SEA SALT	40 KG.	LAH	195.00	195.00	132.50	0.00	47.17
		FAS	400.00	400.00	400.00	0.00	0.00
		KAR	122.50	122.50	122.50	0.00	0.00
		HYD	130.00	130.00	130.00	0.00	0.00
		NWB	300.00	300.00	250.00	0.00	20.00
027. Electrical Energy							
1710011. ELECTRICITY TARRIF B1	KWH.	KAR	14.83	14.83	14.75	0.00	0.54
1710012. ELECTRICITY TARRIF B2	KWH.	KAR	14.85	14.85	14.77	0.00	0.54
1710013. ELECTRICITY TARRIF B3	KWH.	KAR	15.15	15.15	15.15	0.00	0.00
1710014. ELECTRICITY TARRIF B4	KWH.	KAR	14.96	14.96	14.96	0.00	0.00
1710021. ELECTRICITY TARIFF-D1	KWH.	KAR	11.14	11.14	10.66	0.00	4.50
1710022. ELECTRICITY TARIFF-D2	KWH.	KAR	12.79	12.79	11.89	0.00	7.57
3. Food,Beverages,Tobacco,Textiles,Leather							
3a) Food Products, Beverages & Tobacco							
028. Meat of Animals							
2111101. BEEF	40 KG.	LAH	11200.00	11200.00	10700.00	0.00	4.67
		FAS	9300.00	9300.00	8500.00	0.00	9.41
		RAW	8550.00	8550.00	8550.00	0.00	0.00
		MUL	8800.00	8800.00	8800.00	0.00	0.00
		SAR	10150.00	10150.00	10000.00	0.00	1.50
		GJT	10000.00	10000.00	10000.00	0.00	0.00
		KAR	10800.00	10800.00	8300.00	0.00	30.12
		HYD	9550.00	9550.00	9550.00	0.00	0.00
		PSH	9950.00	9950.00	9900.00	0.00	0.51
		MNG	10000.00	10000.00	10000.00	0.00	0.00
		QTA	15000.00	15000.00	11500.00	0.00	30.43
2111601. MUTTON	40 KG.	LAH	25250.00	25250.00	23600.00	0.00	6.99
		FAS	19750.00	19750.00	18000.00	0.00	9.72
		RAW	24250.00	24250.00	22650.00	0.00	7.06
		MUL	20600.00	20200.00	20200.00	1.98	1.98
		KAR	21600.00	21600.00	16800.00	0.00	28.57
		HYD	19600.00	19600.00	19250.00	0.00	1.82
		PSH	22500.00	22500.00	21000.00	0.00	7.14
		MNG	16000.00	16000.00	16000.00	0.00	0.00
		QTA	23200.00	23200.00	21200.00	0.00	9.43
029. Vegetables & Fruit Juice							
2133101. TOMATO KETCHUP 300 GM.	DOZ.	LAH	815.00	815.00	815.00	0.00	0.00
		FAS	892.20	892.20	892.20	0.00	0.00
		RAW	1010.00	1010.00	862.50	0.00	17.10
		MUL	960.00	960.00	924.00	0.00	3.90
		GJT	900.00	900.00	900.00	0.00	0.00
		KAR	780.00	780.00	780.00	0.00	0.00
		HYD	724.00	724.00	724.00	0.00	0.00

Contd.

7.10 Intercity Wholesale Prices of Selected Commodities

Group/Commodity/Item Specification	Unit	City	Prices (Rs.)			% Change in Dec.,2014 Over	
			Dec., 2014	Nov, 2014	Dec., 2013	Nov., 2014	Dec., 2013
			1. Agriculture Forestry & Fishery				
		SKR	936.72	936.72	1052.90	0.00	-11.03
		MPK	772.00	772.00	772.00	0.00	0.00
		PSH	1080.00	1050.00	900.00	2.86	20.00
		MNG	920.00	920.00	816.00	0.00	12.75
		QTA	828.00	828.00	828.00	0.00	0.00
2133901. CHILLES & LIME PKL.IN OIL 340 G.	DOZ.	LAH	1017.00	1017.00	1017.00	0.00	0.00
		RAW	1137.50	1137.50	1137.50	0.00	0.00
		KAR	960.00	960.00	960.00	0.00	0.00
		MPK	992.76	992.76	992.76	0.00	0.00
		PSH	1080.00	1080.00	1080.00	0.00	0.00
		QTA	938.00	938.00	938.00	0.00	0.00
030. Dried Fruits & Nuts							
2141101. KISHMISH(RAISIN) AVG. QLT.Y.	40 KG.	LAH	9000.00	9000.00	9000.00	0.00	0.00
		RAW	8100.00	8100.00	8100.00	0.00	0.00
		MUL	11250.00	11250.00	8100.00	0.00	38.89
		KAR	9500.00	9000.00	9000.00	5.56	5.56
		HYD	9400.00	9400.00	8500.00	0.00	10.59
		MPK	11500.00	11500.00	11500.00	0.00	0.00
		PSH	7600.00	7600.00	7100.00	0.00	7.04
		BNU	8650.00	8650.00	8650.00	0.00	0.00
		QTA	5100.00	5100.00	5100.00	0.00	0.00
2141301. GROUND NUT WITH SHELL AVG. QLT.Y.	40 KG.	LAH	4450.00	4450.00	4750.00	0.00	-6.32
		RAW	3975.00	3975.00	4825.00	0.00	-17.62
		MUL	4100.00	4100.00	4300.00	0.00	-4.65
		KAR	7300.00	6875.00	6875.00	6.18	6.18
		HYD	4500.00	4500.00	5000.00	0.00	-10.00
		MPK	4300.00	4300.00	3000.00	0.00	43.33
		PSH	5550.00	5450.00	5800.00	1.83	-4.31
		QTA	3850.00	3850.00	3850.00	0.00	0.00
031. Fruit Juices							
2142901. ROOHAFZA(SHARBAT)	DOZ.	LAH	1512.00	1512.00	1480.00	0.00	2.16
		FAS	1560.00	1560.00	1500.00	0.00	4.00
		RAW	1575.00	1575.00	1532.50	0.00	2.77
		MUL	1540.00	1540.00	1500.00	0.00	2.67
		GUJ	1600.00	1600.00	1530.00	0.00	4.58
		BPR	1560.00	1560.00	1500.00	0.00	4.00
		GJT	1650.00	1650.00	1520.00	0.00	8.55
		KAR	1560.00	1560.00	1500.00	0.00	4.00
		HYD	1560.00	1560.00	1510.00	0.00	3.31
		SKR	1590.00	1590.00	1500.00	0.00	6.00
		LRK	1550.00	1550.00	1560.00	0.00	-0.64
		PSH	1560.00	1560.00	1420.00	0.00	9.86
		BNU	1570.00	1570.00	1470.00	0.00	6.80
		MNG	1560.00	1560.00	1520.00	0.00	2.63
		QTA	1596.00	1596.00	1596.00	0.00	0.00
2142902. JAM-E-SHREEN	DOZ.	LAH	1550.00	1550.00	1440.00	0.00	7.64
		FAS	1550.00	1550.00	1500.00	0.00	3.33
		RAW	1610.00	1610.00	1595.00	0.00	0.94
		MUL	1545.00	1545.00	1520.00	0.00	1.64
		GUJ	1560.00	1560.00	1520.00	0.00	2.63
		BPR	1560.00	1560.00	1520.00	0.00	2.63

Contd.

7.10 Intercity Wholesale Prices of Selected Commodities

Group/Commodity/Item Specification	Unit	City	Prices (Rs.)			% Change in Dec.,2014 Over	
			Dec., 2014	Nov, 2014	Dec., 2013	Nov., 2014	Dec., 2013
			1. Agriculture Forestry & Fishery				
		KAR	1560.00	1560.00	1500.00	0.00	4.00
		HYD	1560.00	1560.00	1510.00	0.00	3.31
		SKR	1550.00	1550.00	1500.00	0.00	3.33
		PSH	1560.00	1560.00	1430.00	0.00	9.09
		BNU	1550.00	1550.00	1470.00	0.00	5.44
		MNG	1560.00	1560.00	1520.00	0.00	2.63
2142903. FRUIT JUICE TETRA PACK	DOZ.	LAH	190.00	190.00	150.00	0.00	26.67
		FAS	157.50	157.50	144.00	0.00	9.38
		RAW	157.50	157.50	137.50	0.00	14.55
		MUL	135.00	135.00	135.00	0.00	0.00
		KAR	136.00	136.00	136.00	0.00	0.00
		HYD	130.00	130.00	130.00	0.00	0.00
		SKR	180.00	180.00	180.00	0.00	0.00
		PSH	129.00	129.00	129.00	0.00	0.00
		QTA	110.00	110.00	110.00	0.00	0.00
2142904. LEMON/ORANGE SQUASH MITCHELS(730ML)	DOZ.	LAH	1540.00	1540.00	1540.00	0.00	0.00
		FAS	1560.00	1560.00	1560.00	0.00	0.00
		RAW	1615.00	1615.00	1615.00	0.00	0.00
		MUL	1612.00	1612.00	1612.00	0.00	0.00
		KAR	1560.00	1560.00	1400.00	0.00	11.43
		HYD	1620.00	1620.00	1620.00	0.00	0.00
		PSH	1500.00	1500.00	1410.00	0.00	6.38
2142905. MUREEY BREWERY (TOPS)	DOZ.	LAH	495.00	495.00	495.00	0.00	0.00
		RAW	1055.00	1055.00	1055.00	0.00	0.00
		KSR	435.00	435.00	435.00	0.00	0.00
2149201. APL/MNG/ORG/MIX. FRUIT JAM 450 G.	DOZ.	LAH	1455.00	1455.00	1455.00	0.00	0.00
		RAW	1405.00	1405.00	1337.50	0.00	5.05
		KAR	1184.00	1184.00	1184.00	0.00	0.00
		MPK	1183.00	1183.00	1183.00	0.00	0.00
		PSH	1520.00	1520.00	1390.00	0.00	9.35
		QTA	1320.00	1320.00	1320.00	0.00	0.00
2149202. MANGO/MIXED PICKLE IN OIL 340 G.	DOZ.	LAH	1080.00	1080.00	1080.00	0.00	0.00
		RAW	1137.50	1137.50	1137.50	0.00	0.00
		KAR	960.00	960.00	960.00	0.00	0.00
		MPK	992.76	992.76	992.76	0.00	0.00
		PSH	1080.00	1080.00	1080.00	0.00	0.00
		QTA	936.00	936.00	936.00	0.00	0.00
032. Vegetable Oils Refined							
2154101. SOYABEAN COOKING OIL TIN	5 LTR.	LAH	940.00	940.00	940.00	0.00	0.00
		FAS	900.00	940.00	960.00	-4.26	-6.25
		RAW	945.00	965.00	982.50	-2.07	-3.82
		MUL	932.00	986.00	982.00	-5.48	-5.09
		KAR	985.00	985.00	985.00	0.00	0.00
		HYD	966.18	966.18	1024.00	0.00	-5.65
		SKR	940.00	980.00	960.00	-4.08	-2.08
		MPK	970.00	970.00	970.00	0.00	0.00
		PSH	1050.00	1050.00	987.50	0.00	6.33
		BNU	1000.00	1000.00	1000.00	0.00	0.00
		QTA	915.00	915.00	915.00	0.00	0.00
2154301. SUN FLOWER COOKING OIL	5 LTR.	LAH	940.00	940.00	940.00	0.00	0.00
		FAS	800.00	820.00	870.00	-2.44	-8.05

Contd.

7.10 Intercity Wholesale Prices of Selected Commodities

Group/Commodity/Item Specification	Unit	City	Prices (Rs.)			% Change in Dec.,2014 Over	
			Dec., 2014	Nov, 2014	Dec., 2013	Nov., 2014	Dec., 2013
			1. Agriculture Forestry & Fishery				
		RAW	945.00	965.00	982.50	-2.07	-3.82
		MUL	850.00	908.55	1045.00	-6.44	-18.66
		GJT	1045.00	1045.00	1045.00	0.00	0.00
		KAR	985.00	985.00	985.00	0.00	0.00
		HYD	880.00	880.00	880.00	0.00	0.00
		SKR	840.00	880.00	870.00	-4.55	-3.45
		PSH	990.00	990.00	1062.50	0.00	-6.82
		MNG	900.00	900.00	920.00	0.00	-2.17
		QTA	900.00	900.00	900.00	0.00	0.00
2154401. MUSTARD & RAPE SEED OIL.	40 KG.	LAH	5850.00	5850.00	5550.00	0.00	5.41
		RAW	7275.00	7275.00	7275.00	0.00	0.00
		MUL	5300.00	5550.00	5500.00	-4.50	-3.64
		KSR	5750.00	5750.00	5450.00	0.00	5.50
		KAR	6300.00	6700.00	6500.00	-5.97	-3.08
		HYD	5500.00	5500.00	5600.00	0.00	-1.79
		MPK	5100.00	5400.00	5400.00	-5.56	-5.56
		PSH	6375.00	6375.00	7250.00	0.00	-12.07
		BNU	6200.00	6200.00	6700.00	0.00	-7.46
		QTA	6000.00	6000.00	6000.00	0.00	0.00
2154801. COTTON SEED OIL	40 KG.	LAH	5625.00	5625.00	5425.00	0.00	3.69
		MUL	4100.00	4550.00	5100.00	-9.89	-19.61
		GUJ	5200.00	5200.00	7000.00	0.00	-25.71
		SAR	5450.00	5450.00	5081.00	0.00	7.26
		KAR	5850.00	5850.00	5850.00	0.00	0.00
		HYD	4800.00	5000.00	4950.00	-4.00	-3.03
		SKR	5145.00	5240.00	4950.00	-1.81	3.94
		NWB	6000.00	6000.00	6000.00	0.00	0.00
		PSH	5600.00	5600.00	5900.00	0.00	-5.08
2154901. RAFHAN CORN OIL	2.00 LT	LAH	650.00	650.00	600.00	0.00	8.33
		FAS	710.00	710.00	615.00	0.00	15.45
		RAW	537.50	537.50	537.50	0.00	0.00
		MUL	703.00	703.00	606.00	0.00	16.01
		KAR	685.00	685.00	547.50	0.00	25.11
		HYD	705.00	705.00	617.01	0.00	14.26
		MPK	630.00	630.00	607.00	0.00	3.79
		PSH	690.00	690.00	620.00	0.00	11.29
		MNG	630.00	630.00	630.00	0.00	0.00
		QTA	730.00	730.00	535.00	0.00	36.45
033. Vegetable Ghee							
2159001. VEGETABLE GHEE(16 KG TIN)	EACH	LAH	2250.00	2430.00	2450.00	-7.41	-8.16
		RAW	2415.00	2435.00	2462.50	-0.82	-1.93
		MUL	2410.00	2410.00	2540.00	0.00	-5.12
		SKT	2150.00	2570.00	2430.00	-16.34	-11.52
		KAR	2255.00	2455.00	2475.00	-8.15	-8.89
		SKR	2150.00	2340.00	2370.00	-8.12	-9.28
		MPK	1850.00	2040.00	2320.00	-9.31	-20.26
		PSH	2400.00	2480.00	2620.00	-3.23	-8.40
		MNG	2360.00	2450.00	2600.00	-3.67	-9.23
		QTA	2450.00	2450.00	2775.00	0.00	-11.71
2159002. VEGETABLE GHEE(DALDA/TULO/HABIB/SHA	05 KG.	LAH	940.00	995.00	995.00	-5.53	-5.53
		FAS	895.00	902.50	925.00	-0.83	-3.24

Contd.

7.10 Intercity Wholesale Prices of Selected Commodities

Group/Commodity/Item Specification	Unit	City	Prices (Rs.)			% Change in Dec.,2014 Over		
			Dec., 2014	Nov, 2014	Dec., 2013	Nov., 2014	Dec., 2013	
			1. Agriculture Forestry & Fishery					
		RAW	945.00	965.00	992.50	-2.07	-4.79	
		MUL	927.00	966.79	946.86	-4.12	-2.10	
		SAR	952.00	952.00	1200.00	0.00	-20.67	
		GJT	950.00	950.00	970.00	0.00	-2.06	
		KAR	945.00	972.50	982.50	-2.83	-3.82	
		HYD	966.00	966.00	966.00	0.00	0.00	
		SKR	930.00	970.00	940.00	-4.12	-1.06	
		PSH	960.00	960.00	970.00	0.00	-1.03	
		QTA	956.00	956.00	1015.00	0.00	-5.81	
034. Oil Cakes								
2171001.	COTTON SEED OIL CAKES	40 KG.	LAH	1525.00	1525.00	1125.00	0.00	35.56
			FAS	1170.00	1100.00	975.00	6.36	20.00
			MUL	1075.00	1050.00	970.00	2.38	10.82
			SAR	1320.00	1300.00	1075.00	1.54	22.79
			BPR	1225.00	1225.00	1100.00	0.00	11.36
			HYD	1200.00	1200.00	945.00	0.00	26.98
			SKR	1200.00	1200.00	900.00	0.00	33.33
			MPK	1125.00	1050.00	910.00	7.14	23.63
			PSH	1300.00	1290.00	975.00	0.78	33.33
			QTA	925.00	925.00	925.00	0.00	0.00
2171002.	MUSTARD & RAPSEED OIL CAKES	40 KG.	LAH	1250.00	1250.00	1075.00	0.00	16.28
			FAS	1350.00	1315.00	1425.00	2.66	-5.26
			MUL	1350.00	1310.00	1425.00	3.05	-5.26
			SAR	1375.00	1350.00	1150.00	1.85	19.57
			BPR	1325.00	1325.00	1475.00	0.00	-10.17
			HYD	1325.00	1325.00	1250.00	0.00	6.00
			SKR	1350.00	1350.00	1535.00	0.00	-12.05
			MPK	1250.00	1300.00	1400.00	-3.85	-10.71
			PSH	1440.00	1440.00	1200.00	0.00	20.00
			QTA	950.00	950.00	950.00	0.00	0.00
035. Processed Liquid Milk								
2211002.	MILK PAK/HALEEB/NESTLE (LITRE)	DOZ.	LAH	1200.00	1200.00	1019.00	0.00	17.76
			FAS	1125.00	1125.00	972.50	0.00	15.68
			RAW	1195.00	1195.00	1075.00	0.00	11.16
			KAR	1250.00	1250.00	1080.00	0.00	15.74
			HYD	1125.00	1125.00	1075.00	0.00	4.65
			SKR	1140.00	1140.00	980.00	0.00	16.33
			PSH	1240.00	1240.00	1050.00	0.00	18.10
			MNG	1340.00	1245.00	1020.00	7.63	31.37
036. Milk & Cream in Solid Form								
2221101.	POWD.MILK EVERYDAY(NESTLE)1KG.	EACH	LAH	620.00	620.00	590.00	0.00	5.08
			RAW	620.00	620.00	555.00	0.00	11.71
			MUL	620.33	620.33	555.58	0.00	11.65
			KAR	620.00	620.00	550.00	0.00	12.73
			HYD	621.00	621.00	555.00	0.00	11.89
			SKR	620.00	620.00	560.00	0.00	10.71
			PSH	620.00	620.00	565.00	0.00	9.73
			BNU	630.00	630.00	550.00	0.00	14.55
			QTA	682.00	682.00	465.00	0.00	46.67
2221201.	POWDERED MILK(SKIMMED)/BAG 25 KG.	EACH	LAH	11750.00	11750.00	8500.00	0.00	38.24
			RAW	11775.00	11775.00	10900.00	0.00	8.03

Contd.

7.10 Intercity Wholesale Prices of Selected Commodities

Group/Commodity/Item Specification	Unit	City	Prices (Rs.)			% Change in Dec.,2014 Over	
			Dec., 2014	Nov, 2014	Dec., 2013	Nov., 2014	Dec., 2013
			1. Agriculture Forestry & Fishery				
		MUL	11250.00	10900.00	11250.00	3.21	0.00
		KAR	15562.50	15900.00	15000.00	-2.12	3.75
		PSH	11400.00	11400.00	14500.00	0.00	-21.38
		QTA	12500.00	12500.00	7000.00	0.00	78.57
2221202. POWDERED MILK NIDO (1 KG. POLY BA	EACH	LAH	692.00	692.00	590.00	0.00	17.29
		RAW	738.00	738.00	636.00	0.00	16.04
		GUJ	738.00	738.00	578.00	0.00	27.68
		KAR	660.00	650.00	570.00	1.54	15.79
		HYD	737.74	737.74	580.00	0.00	27.20
		PSH	670.00	670.00	585.00	0.00	14.53
037. Ice Cream							
2229001. ICE CREAM POLKAWALLS	DOZ.	LAH	324.00	324.00	324.00	0.00	0.00
		RAW	442.50	442.50	442.50	0.00	0.00
		KAR	264.00	264.00	264.00	0.00	0.00
		HYD	432.00	432.00	378.00	0.00	14.29
		SKR	240.00	240.00	198.00	0.00	21.21
		QTA	384.00	384.00	384.00	0.00	0.00
038. Dairy Products N.E.C							
2229001. MILO(200 GM. PACK) NESTLE	EACH	LAH	198.00	198.00	177.00	0.00	11.86
		FAS	185.00	185.00	160.00	0.00	15.63
		RAW	162.50	162.50	139.00	0.00	16.91
		MUL	140.00	140.00	140.00	0.00	0.00
		KAR	174.00	174.00	174.00	0.00	0.00
		HYD	134.50	134.50	134.50	0.00	0.00
		MPK	180.00	180.00	180.00	0.00	0.00
		PSH	155.00	155.00	150.00	0.00	3.33
		MNG	182.00	182.00	140.00	0.00	30.00
		QTA	150.00	150.00	150.00	0.00	0.00
2229002. LACTOGEN(SOFT PACK 400 GM)	EACH	LAH	380.00	380.00	350.00	0.00	8.57
		FAS	405.00	395.00	350.00	2.53	15.71
		RAW	405.00	395.00	355.00	2.53	14.08
		MUL	402.79	393.50	347.00	2.36	16.08
		KAR	394.00	394.00	348.00	0.00	13.22
		HYD	394.00	394.00	350.00	0.00	12.57
		MPK	400.00	400.00	350.00	0.00	14.29
		PSH	399.00	389.00	341.00	2.57	17.01
		QTA	395.00	395.00	370.00	0.00	6.76
039. Wheat Flour							
2311001. WHEAT FLOUR SUP. QLTY.	80 KG.	LAH	3375.00	3375.00	3714.00	0.00	-9.13
		FAS	3050.00	3080.00	3400.00	-0.97	-10.29
		RAW	3725.00	3725.00	3825.00	0.00	-2.61
		MUL	3175.00	3175.00	3450.00	0.00	-7.97
		GUJ	3200.00	3265.00	3225.00	-1.99	-0.78
		SAR	3000.00	3040.00	3280.00	-1.32	-8.54
		SKT	3850.00	3850.00	3600.00	0.00	6.94
		GJT	3050.00	3050.00	3385.00	0.00	-9.90
		KAR	2980.00	3100.00	3275.00	-3.87	-9.01
		HYD	3525.00	3525.00	3650.00	0.00	-3.42
		SKR	2970.00	2970.00	3640.00	0.00	-18.41
		LRK	3200.00	3200.00	3280.00	0.00	-2.44

Contd.

7.10 Intercity Wholesale Prices of Selected Commodities

Group/Commodity/Item Specification	Unit	City	Prices (Rs.)			% Change in Dec.,2014 Over			
			Dec., 2014	Nov, 2014	Dec., 2013	Nov., 2014	Dec., 2013		
			1. Agriculture Forestry & Fishery						
2311002. WHEAT FLOUR AVG. QLTY	80 KG.	PSH	3400.00	3400.00	3700.00	0.00	-8.11		
		QTA	3200.00	3200.00	3520.00	0.00	-9.09		
		LAH	3175.00	3175.00	3140.00	0.00	1.11		
		FAS	2780.00	2780.00	3140.00	0.00	-11.46		
		RAW	3162.50	3162.50	3287.50	0.00	-3.80		
		MUL	2975.00	2975.00	3130.00	0.00	-4.95		
		SAH	3080.00	3080.00	2850.00	0.00	8.07		
		SAR	2860.00	2880.00	3000.00	-0.69	-4.67		
		BPR	3152.00	3152.00	3140.00	0.00	0.38		
		GJT	2940.00	2940.00	3280.00	0.00	-10.37		
		KAR	2820.00	2900.00	3142.50	-2.76	-10.26		
		HYD	3240.00	3240.00	3500.00	0.00	-7.43		
		SKR	3040.00	3040.00	3450.00	0.00	-11.88		
		LRK	3040.00	3040.00	3200.00	0.00	-5.00		
		MPK	2900.00	2900.00	3360.00	0.00	-13.69		
		PSH	3180.00	3180.00	3590.00	0.00	-11.42		
		MNG	3120.00	3160.00	3400.00	-1.27	-8.24		
2311003. WHEAT FLOUR/BAG OF 10 KG.	EACH	QTA	2950.00	2950.00	3340.00	0.00	-11.68		
		LAH	390.00	390.00	392.00	0.00	-0.51		
		FAS	370.00	370.00	410.00	0.00	-9.76		
		RAW	380.00	380.00	395.00	0.00	-3.80		
		MUL	380.00	380.00	400.00	0.00	-5.00		
		GUJ	380.00	395.00	392.50	-3.80	-3.18		
		SKT	380.00	380.00	395.00	0.00	-3.80		
		BPR	394.00	394.00	405.00	0.00	-2.72		
		GJT	370.00	370.00	385.00	0.00	-3.90		
		KAR	412.50	419.00	419.00	-1.55	-1.55		
		HYD	405.00	405.00	435.00	0.00	-6.90		
		SKR	375.00	377.50	430.00	-0.66	-12.79		
		LRK	380.00	380.00	420.00	0.00	-9.52		
		MPK	380.00	380.00	435.00	0.00	-12.64		
		NWB	420.00	420.00	420.00	0.00	0.00		
		PSH	385.00	385.00	445.00	0.00	-13.48		
		2311004. MAIDA AVG. QLTY.	80 KG.	QTA	370.00	370.00	430.00	0.00	-13.95
LAH	3460.00			3460.00	3700.00	0.00	-6.49		
FAS	3500.00			3425.00	3550.00	2.19	-1.41		
RAW	3787.50			3787.50	3875.00	0.00	-2.26		
MUL	3485.00			3485.00	3675.00	0.00	-5.17		
SAR	3520.00			3520.00	3760.00	0.00	-6.38		
BPR	3850.00			3650.00	3800.00	5.48	1.32		
GJT	3600.00			3600.00	3800.00	0.00	-5.26		
KAR	3540.00			3580.00	3592.50	-1.12	-1.46		
HYD	3625.00			3625.00	3650.00	0.00	-0.68		
SKR	3460.00			3460.00	3470.00	0.00	-0.29		
MPK	3650.00			3650.00	3680.00	0.00	-0.82		
PSH	3740.00			3740.00	3850.00	0.00	-2.86		
MNG	3770.00			3770.00	4095.00	0.00	-7.94		
QTA	5200.00			5200.00	3500.00	0.00	48.57		
2311005. SUJI	85 KG.			LAH	3777.50	3777.50	3987.50	0.00	-5.27
				FAS	3675.00	3650.00	3675.00	0.68	0.00
		RAW	3837.50	3837.50	3962.50	0.00	-3.15		

Contd.

7.10 Intercity Wholesale Prices of Selected Commodities

Group/Commodity/Item Specification	Unit	City	Prices (Rs.)			% Change in Dec.,2014 Over	
			Dec., 2014	Nov, 2014	Dec., 2013	Nov., 2014	Dec., 2013
			1. Agriculture Forestry & Fishery				
		MUL	3720.00	3720.00	3875.00	0.00	-4.00
		SAH	3600.00	3600.00	4250.00	0.00	-15.29
		BPR	3850.00	3835.00	4050.00	0.39	-4.94
		GJT	3825.00	3825.00	3825.00	0.00	0.00
		KAR	3804.00	3804.00	3592.50	0.00	5.89
		HYD	3750.00	3750.00	3650.00	0.00	2.74
		SKR	3850.00	3850.00	3978.00	0.00	-3.22
		MPK	3950.00	3950.00	3910.00	0.00	1.02
		PSH	3720.00	3720.00	3600.00	0.00	3.33
		QTA	4600.00	4600.00	3900.00	0.00	17.95
2311006. CERELAC WHEAT(400 GM.)	EACH	LAH	260.00	260.00	197.33	0.00	31.76
		FAS	255.00	245.00	220.00	4.08	15.91
		RAW	289.00	251.43	251.43	14.94	14.94
		MUL	252.79	243.50	206.75	3.82	22.27
		KAR	198.00	198.00	198.00	0.00	0.00
		HYD	220.00	220.00	220.00	0.00	0.00
		MPK	245.00	245.00	210.00	0.00	16.67
		PSH	243.00	243.00	206.00	0.00	17.96
		MNG	243.00	243.00	240.00	0.00	1.25
		QTA	245.00	245.00	180.00	0.00	36.11
040. Other Cereal Flour							
2312001. BESAN	85 KG.	LAH	5475.00	5255.00	4475.00	4.19	22.35
		FAS	5100.00	5419.00	4462.00	-5.89	14.30
		RAW	5412.50	5412.50	6025.00	0.00	-10.17
		MUL	5050.00	5050.00	4900.00	0.00	3.06
		GUJ	5525.00	5525.00	5000.00	0.00	10.50
		SAR	5400.00	5400.00	4950.00	0.00	9.09
		SKT	5500.00	5500.00	5200.00	0.00	5.77
		GJT	5580.00	5580.00	4710.00	0.00	18.47
		KSR	5475.00	5300.00	4250.00	3.30	28.82
		KAR	6205.00	6035.00	6500.00	2.82	-4.54
		HYD	5150.00	5150.00	5200.00	0.00	-0.96
		SKR	5270.00	5060.00	4675.00	4.15	12.73
		MPK	5525.00	5525.00	5950.00	0.00	-7.14
		PSH	5650.00	5542.50	6400.00	1.94	-11.72
		QTA	7800.00	6800.00	7525.00	14.71	3.65
041. Sugar Refined							
2352001. SUGAR REFINED(BAG)	50 KG.	LAH	2550.00	2750.00	2650.00	-7.27	-3.77
		FAS	2470.00	2730.00	2455.00	-9.52	0.61
		RAW	2525.00	2525.00	2512.50	0.00	0.50
		MUL	2452.50	2750.00	2372.50	-10.82	3.37
		GUJ	2550.00	2815.00	2500.00	-9.41	2.00
		SKT	2500.00	2750.00	2450.00	-9.09	2.04
		GJT	2550.00	2770.00	2500.00	-7.94	2.00
		KAR	2475.00	2762.50	2477.50	-10.41	-0.10
		HYD	2650.00	2670.00	2500.00	-0.75	6.00
		MPK	2500.00	2660.00	2500.00	-6.02	0.00
		PSH	2680.00	2760.00	2500.00	-2.90	7.20
		MNG	2625.00	2750.00	2535.00	-4.55	3.55
		QTA	2550.00	2720.00	2550.00	-6.25	0.00

Contd.

7.10 Intercity Wholesale Prices of Selected Commodities

Group/Commodity/Item Specification	Unit	City	Prices (Rs.)			% Change in Dec.,2014 Over	
			Dec., 2014	Nov, 2014	Dec., 2013	Nov., 2014	Dec., 2013
			1. Agriculture Forestry & Fishery				
2352002. GUR AVG. QLTY.	40 KG.	LAH	3037.50	3175.00	2895.00	-4.33	4.92
		MUL	2100.00	2300.00	2100.00	-8.70	0.00
		SAR	2350.00	2500.00	2600.00	-6.00	-9.62
		SKT	3000.00	3000.00	3000.00	0.00	0.00
		KSR	2875.00	2975.00	2825.00	-3.36	1.77
		KAR	2140.00	2640.00	3070.00	-18.94	-30.29
		HYD	2500.00	2500.00	2400.00	0.00	4.17
		SKR	2200.00	2700.00	2200.00	-18.52	0.00
		PSH	2800.00	2915.00	2560.00	-3.95	9.38
		MNG	2960.00	3040.00	3080.00	-2.63	-3.90
		QTA	3000.00	3000.00	2950.00	0.00	1.69
042. Chocolate							
2366001. CHOCLATE CANDY (NOW)	DOZ.	LAH	52.00	52.00	52.00	0.00	0.00
		RAW	54.50	54.50	54.50	0.00	0.00
		BPR	55.00	55.00	55.00	0.00	0.00
		KSR	52.00	52.00	52.00	0.00	0.00
		KAR	52.00	52.00	52.00	0.00	0.00
		PSH	51.00	51.00	51.00	0.00	0.00
		QTA	54.00	54.00	54.00	0.00	0.00
043. Sugar Confectionary							
2367001. TOFFEE (HILAL)	DOZ.	LAH	10.00	10.00	10.00	0.00	0.00
		RAW	10.00	10.00	10.00	0.00	0.00
		GUJ	10.00	10.00	10.00	0.00	0.00
		SKT	10.00	10.00	10.00	0.00	0.00
		BPR	10.97	10.97	10.97	0.00	0.00
		KSR	10.00	10.00	10.00	0.00	0.00
		KAR	10.00	10.00	10.00	0.00	0.00
		HYD	10.00	10.00	10.00	0.00	0.00
		LRK	10.50	10.50	10.50	0.00	0.00
		PSH	12.00	12.00	12.00	0.00	0.00
		QTA	10.00	10.00	10.00	0.00	0.00
044. Coffee & Tea							
2391301. TEA LIPTON YELLOW LABEL 200 G.PKT	06 PKT.	LAH	725.00	725.00	948.00	0.00	-23.52
		FAS	705.26	700.00	828.94	0.75	-14.92
		RAW	717.50	717.50	832.50	0.00	-13.81
		MUL	696.27	696.27	882.10	0.00	-21.07
		SKT	736.00	736.00	989.00	0.00	-25.58
		KAR	745.26	726.31	1008.00	2.61	-26.07
		HYD	697.50	697.50	985.58	0.00	-29.23
		SKR	708.88	708.88	991.26	0.00	-28.49
		PSH	730.00	730.00	1000.00	0.00	-27.00
		MNG	673.50	673.50	960.00	0.00	-29.84
		QTA	720.00	720.00	1020.00	0.00	-29.41
2391302. TEA SUPREME 200 G. PKT.	06 PKT.	LAH	682.74	682.74	880.00	0.00	-22.42
		FAS	642.10	605.30	684.21	6.08	-6.15
		RAW	662.50	662.50	692.50	0.00	-4.33
		MUL	599.25	599.25	767.49	0.00	-21.92
		SKT	699.00	699.00	720.00	0.00	-2.92
		KAR	618.95	618.95	1008.00	0.00	-38.60
		HYD	599.28	599.28	827.52	0.00	-27.58
		SKR	600.75	600.75	871.58	0.00	-31.07

Contd.

7.10 Intercity Wholesale Prices of Selected Commodities

Group/Commodity/Item Specification	Unit	City	Prices (Rs.)			% Change in Dec.,2014 Over	
			Dec., 2014	Nov, 2014	Dec., 2013	Nov., 2014	Dec., 2013
			1. Agriculture Forestry & Fishery				
2391303. TEA LOOSE	KG.	PSH	588.00	588.00	840.00	0.00	-30.00
		MNG	570.78	570.78	878.94	0.00	-35.06
		QTA	746.00	746.00	697.00	0.00	7.03
		LAH	422.50	422.50	535.00	0.00	-21.03
		FAS	515.00	515.00	515.00	0.00	0.00
		RAW	477.50	477.50	492.50	0.00	-3.05
		MUL	475.00	475.00	475.00	0.00	0.00
		SKT	500.00	500.00	350.00	0.00	42.86
		GJT	440.00	440.00	460.00	0.00	-4.35
		KAR	450.00	450.00	490.00	0.00	-8.16
		HYD	440.00	440.00	480.00	0.00	-8.33
		SKR	465.00	465.00	480.00	0.00	-3.13
		MPK	240.00	240.00	335.00	0.00	-28.36
		PSH	440.00	440.00	520.00	0.00	-15.38
		MNG	450.00	450.00	490.00	0.00	-8.16
QTA	410.00	410.00	410.00	0.00	0.00		
2391304. TEA TAPAL MIXTURE (200 G) PKT.	06 PKT	LAH	713.00	713.00	880.00	0.00	-18.98
		FAS	694.73	694.73	821.00	0.00	-15.38
		RAW	682.50	682.50	815.00	0.00	-16.26
		MUL	621.60	621.60	786.00	0.00	-20.92
		KAR	732.63	732.63	882.50	0.00	-16.98
		HYD	679.20	679.20	870.00	0.00	-21.93
		PSH	618.00	618.00	840.00	0.00	-26.43
		MNG	690.00	690.00	730.00	0.00	-5.48
		QTA	644.00	644.00	860.00	0.00	-25.12
		045. Spices					
2392101. BLACK PEPPER 50 G.PKT.(NATIONAL)	EACH	LAH	90.24	90.24	72.88	0.00	23.82
		RAW	88.00	88.00	75.00	0.00	17.33
		MUL	86.89	86.89	67.89	0.00	27.99
		SKT	86.89	86.89	67.00	0.00	29.69
		KAR	92.00	92.00	78.00	0.00	17.95
		HYD	96.00	96.00	75.00	0.00	28.00
		MPK	69.25	69.25	69.25	0.00	0.00
		PSH	87.00	87.00	72.00	0.00	20.83
		MNG	90.00	90.00	65.00	0.00	38.46
		QTA	86.00	86.00	69.00	0.00	24.64
		LAH	95.00	95.00	95.00	0.00	0.00
		FAS	96.32	96.32	96.32	0.00	0.00
		RAW	96.50	96.50	96.50	0.00	0.00
MUL	95.52	95.52	95.52	0.00	0.00		
SKT	95.52	95.52	115.00	0.00	-16.94		
KAR	100.00	100.00	100.00	0.00	0.00		
HYD	105.00	105.00	105.00	0.00	0.00		
MPK	96.50	96.50	96.50	0.00	0.00		
PSH	96.00	96.00	96.00	0.00	0.00		
MNG	105.00	105.00	105.00	0.00	0.00		
QTA	92.00	92.00	115.20	0.00	-20.14		
2392402. CORRIANDER PWD.200 G. PKT.NAT.	EACH	LAH	70.93	70.93	70.93	0.00	0.00
		FAS	70.78	70.78	70.78	0.00	0.00
		RAW	77.50	77.50	67.50	0.00	14.81
		MUL	67.02	67.02	67.60	0.00	-0.86

Contd.

7.10 Intercity Wholesale Prices of Selected Commodities

Group/Commodity/Item Specification	Unit	City	Prices (Rs.)			% Change in Dec.,2014 Over	
			Dec., 2014	Nov, 2014	Dec., 2013	Nov., 2014	Dec., 2013
			1. Agriculture Forestry & Fishery				
		SKT	70.78	70.78	70.00	0.00	1.11
		KAR	84.00	84.00	75.00	0.00	12.00
		HYD	77.00	77.00	77.00	0.00	0.00
		MPK	68.41	68.41	68.41	0.00	0.00
		PSH	70.00	70.00	66.54	0.00	5.20
		MNG	70.00	70.00	70.00	0.00	0.00
		QTA	81.60	81.60	81.60	0.00	0.00
2392601. CLOVES	40 KG.	LAH	50500.00	50500.00	55500.00	0.00	-9.01
		RAW	44750.00	44750.00	43250.00	0.00	3.47
		MUL	52500.00	52500.00	51000.00	0.00	2.94
		KAR	61000.00	59000.00	59000.00	3.39	3.39
		HYD	55500.00	55500.00	54500.00	0.00	1.83
		MPK	50000.00	52000.00	54000.00	-3.85	-7.41
		PSH	50500.00	50500.00	51000.00	0.00	-0.98
		QTA	51000.00	51000.00	51000.00	0.00	0.00
046. Other Food Products							
2399401. VINEGAR SYNTHETIC (SIRKA)	DOZ.	LAH	720.00	720.00	660.00	0.00	9.09
		RAW	835.00	835.00	735.00	0.00	13.61
		KAR	490.00	490.00	430.00	0.00	13.95
		PSH	560.00	560.00	570.00	0.00	-1.75
		QTA	786.00	786.00	786.00	0.00	0.00
2399901. TURMERIC POWDER(50 G.PKT.NATIONAL)	EACH	LAH	31.50	31.50	31.50	0.00	0.00
		FAS	31.96	31.96	31.96	0.00	0.00
		RAW	30.00	30.00	30.00	0.00	0.00
		MUL	31.69	31.69	31.69	0.00	0.00
		SKT	35.00	35.00	35.00	0.00	0.00
		KAR	34.00	34.00	52.00	0.00	-34.62
		HYD	35.00	35.00	39.00	0.00	-10.26
		SKR	31.69	31.69	31.69	0.00	0.00
		MPK	32.00	32.00	32.00	0.00	0.00
		PSH	31.20	31.20	31.20	0.00	0.00
		MNG	32.50	32.50	30.00	0.00	8.33
		QTA	36.00	36.00	36.00	0.00	0.00
047. Mineral Water							
2441001. MINERAL WATER NESTLE(1.5 LTR)	DOZ.	LAH	480.00	480.00	480.00	0.00	0.00
		FAS	440.00	440.00	405.00	0.00	8.64
		RAW	467.50	467.50	467.50	0.00	0.00
		MUL	472.00	472.00	460.00	0.00	2.61
		GUJ	450.00	450.00	450.00	0.00	0.00
		SKT	419.00	419.00	419.00	0.00	0.00
		KAR	456.00	456.00	420.00	0.00	8.57
		HYD	470.00	470.00	470.00	0.00	0.00
		SKR	480.00	480.00	450.00	0.00	6.67
		MPK	418.00	418.00	418.00	0.00	0.00
		PSH	443.00	443.00	443.00	0.00	0.00
		QTA	528.00	528.00	528.00	0.00	0.00
048. Beverages							
2449001. COCA COLA(CRATE OF 24 BOTTLES)	EACH	LAH	442.00	442.00	394.00	0.00	12.18
		FAS	445.00	445.00	396.00	0.00	12.37
		RAW	382.50	382.50	362.50	0.00	5.52
		MUL	403.00	403.00	354.00	0.00	13.84

Contd.

7.10 Intercity Wholesale Prices of Selected Commodities

Group/Commodity/Item Specification	Unit	City	Prices (Rs.)			% Change in Dec.,2014 Over	
			Dec., 2014	Nov, 2014	Dec., 2013	Nov., 2014	Dec., 2013
			1. Agriculture Forestry & Fishery				
		SKT	444.00	444.00	323.00	0.00	37.46
		GJT	444.00	444.00	425.00	0.00	4.47
		KAR	444.00	444.00	375.00	0.00	18.40
		HYD	444.00	444.00	480.00	0.00	-7.50
		SKR	432.00	432.00	325.00	0.00	32.92
		MPK	390.00	390.00	330.00	0.00	18.18
		PSH	430.00	430.00	325.00	0.00	32.31
		BNU	475.00	475.00	405.00	0.00	17.28
		MNG	430.00	430.00	395.00	0.00	8.86
		QTA	480.00	480.00	360.00	0.00	33.33
2449002. SEVEN UP (CRATE OF 24 BOTTLES)	EACH	LAH	442.00	442.00	394.00	0.00	12.18
		FAS	445.00	445.00	396.00	0.00	12.37
		RAW	382.50	382.50	362.50	0.00	5.52
		MUL	403.00	403.00	354.00	0.00	13.84
		SKT	444.00	444.00	323.00	0.00	37.46
		GJT	444.00	444.00	425.00	0.00	4.47
		KAR	444.00	444.00	375.00	0.00	18.40
		HYD	444.00	444.00	324.00	0.00	37.04
		SKR	432.00	432.00	325.00	0.00	32.92
		MPK	390.00	390.00	330.00	0.00	18.18
		PSH	445.00	445.00	325.00	0.00	36.92
		BNU	475.00	475.00	405.00	0.00	17.28
		MNG	420.00	420.00	395.00	0.00	6.33
		QTA	480.00	480.00	360.00	0.00	33.33
2449003. MAKKA COLA (CRATE OF 24 BOTTLES)	EACH	MUL	280.00	280.00	280.00	0.00	0.00
		GUJ	280.00	280.00	280.00	0.00	0.00
		SKT	270.00	270.00	270.00	0.00	0.00
		PSH	410.00	410.00	410.00	0.00	0.00
		BNU	322.00	322.00	322.00	0.00	0.00
		MNG	322.00	322.00	322.00	0.00	0.00
2449004. PEPSI COLA (CRATE OF 24 BOTTLES)	EACH	LAH	442.00	442.00	394.00	0.00	12.18
		FAS	445.00	445.00	396.00	0.00	12.37
		RAW	382.50	382.50	362.50	0.00	5.52
		MUL	403.00	403.00	354.00	0.00	13.84
		SKT	444.00	444.00	396.00	0.00	12.12
		GJT	444.00	444.00	425.00	0.00	4.47
		KAR	444.00	444.00	385.00	0.00	15.32
		HYD	444.00	444.00	324.00	0.00	37.04
		SKR	432.00	432.00	325.00	0.00	32.92
		PSH	445.00	445.00	325.00	0.00	36.92
		BNU	475.00	475.00	405.00	0.00	17.28
		MNG	420.00	420.00	395.00	0.00	6.33
		QTA	408.00	408.00	408.00	0.00	0.00
049. Tobacco Products							
2502001. CIGARETTES K-2 10'S (FILTER)	1000	KAR	2125.00	2125.00	1790.00	0.00	18.72
2502002. CIGARETTES MELBOURNE	1000	KAR	2300.00	2300.00	1892.45	0.00	21.54
2502003. CIGARETTES CAPSTAN LSFT 10 SS	1000	KAR	2300.00	2300.00	1892.45	0.00	21.54
2502004. CIGARETTES GOLD LEAF (KSFT) 20	1000	KAR	4750.00	4750.00	4184.95	0.00	13.50
3b) Textiles & Apparels							
050. Cotton Yarn							
2636001. COTTON YARN 10/1 POPULAR FIBER	10 LB.	KAR	758.75	800.00	1150.00	-5.16	-34.02

Contd.

7.10 Intercity Wholesale Prices of Selected Commodities

Group/Commodity/Item Specification	Unit	City	Prices (Rs.)			% Change in Dec.,2014 Over	
			Dec., 2014	Nov, 2014	Dec., 2013	Nov., 2014	Dec., 2013
			1. Agriculture Forestry & Fishery				
2636002. COTTON YARN 16/1 MGM	10 LB.	KAR	1030.00	1065.00	1210.00	-3.29	-14.88
2636003. COTTON YARN 21/1 SURIYA TEXTILE	10 LB.	KAR	1110.00	1190.00	1310.00	-6.72	-15.27
2636004. COTTON YARN 42/1 ABDULLAH TEXTILE	10 LB.	KAR	1600.00	1600.00	1600.00	0.00	0.00
2636005. COTTON YARN 20/2 BAJWA	10 LB.	KAR	1165.00	1255.00	1350.00	-7.17	-13.70
051. Nylon Yarn							
2643001. NYLON YARN RUPALI(PAK)50/72/00	LB.	KAR	102.00	102.00	115.00	0.00	-11.30
2643002. NYLON YARN GRATON 50/36/00FLAT	LB.	KAR	85.00	92.00	105.00	-7.61	-19.05
2643003. NYLON YARN GRATON 75/48/0 DTY	LB.	KAR	103.00	103.00	115.00	0.00	-10.43
052. Blended Yarn							
2645001. BLND.YARN 30/1 A.A TEX.Z.TW PVC	LB.	KAR	140.50	143.00	144.00	-1.75	-2.43
2645002. BLND.YARN 40/1 SANA	LB.	KAR	151.00	151.00	160.00	0.00	-5.63
2645003. BLND.YARN 60/1 PP AGAR	LB.	KAR	124.00	124.00	124.00	0.00	0.00
2645004. BLND.YARN 30/1 A.A TEX.COMBED	LB.	KAR	135.25	142.50	158.00	-5.09	-14.40
2645005. BLND.YARN 40/1 A.A. TEXTILE	LB.	KAR	143.00	143.00	143.00	0.00	0.00
053. Woven Fabrics							
2654001. LIGHT WEIGHT WORSTED (L.PUR)	MTR.	LAH	925.00	555.00	555.00	66.67	66.67
		RAW	1037.50	1037.50	1037.50	0.00	0.00
		KAR	1475.00	1475.00	1380.00	0.00	6.88
2654002. HEAVY WEIGHT SUITING (L.PUR)	MTR.	LAH	1575.00	875.00	875.00	80.00	80.00
		RAW	1325.00	1325.00	1325.00	0.00	0.00
		KAR	2250.00	2250.00	1930.00	0.00	16.58
2654003. TWEED (LAWRENCEPUR)	MTR.	LAH	925.00	777.50	777.50	18.97	18.97
		RAW	1125.00	1125.00	1125.00	0.00	0.00
		KAR	1800.00	1800.00	1610.00	0.00	11.80
2654004. WORSTED (LAWRENCEPUR)	MTR.	LAH	975.00	790.00	790.00	23.42	23.42
		RAW	1175.00	1175.00	1175.00	0.00	0.00
		KAR	1750.00	1750.00	1620.00	0.00	8.02
054. Cotton Fabrics							
2662001. LATHA GUL AHMED 90000 SUP. QLTY.	40 MTR.	LAH	7900.00	7900.00	7500.00	0.00	5.33
		FAS	8550.00	8550.00	8400.00	0.00	1.79
		RAW	5225.00	5225.00	4975.00	0.00	5.03
		MUL	8095.00	8095.00	8095.00	0.00	0.00
		KAR	8300.00	8300.00	7082.50	0.00	17.19
		HYD	7000.00	7000.00	7000.00	0.00	0.00
2662002. LATHA PRESIDENT SUP. QLTY.	40 MTR.	LAH	3450.00	3450.00	3450.00	0.00	0.00
		MUL	7140.00	7140.00	6000.00	0.00	19.00
2662003. LATHA MAST QALANDER SUP. QLTY.	40 MTR.	MUL	3682.50	3682.50	3682.50	0.00	0.00
		KAR	4920.00	4920.00	4800.00	0.00	2.50
2662004. LATHA MUGHAL-E-AZAM SUP. QLTY.	40 MTR.	LAH	2810.00	2810.00	2810.00	0.00	0.00
		FAS	3650.00	3650.00	3650.00	0.00	0.00
		RAW	5650.00	5650.00	5500.00	0.00	2.73
		MUL	5150.00	5150.00	4775.00	0.00	7.85
		KAR	5880.00	5880.00	5680.00	0.00	3.52
055. Other Fabrics	MTR.	LAH	5100.00	5100.00	2620.00	0.00	94.66
		HYD	6000.00	6000.00	4500.00	0.00	33.33
		LAH	75.50	75.50	75.50	0.00	0.00
		FAS	92.50	92.50	92.50	0.00	0.00
2669001. LAWN AVG. QLTY.	MTR.	RAW	117.50	117.50	102.50	0.00	14.63
		MUL	125.00	125.00	115.00	0.00	8.70
		KAR	115.00	115.00	95.00	0.00	21.05

Contd.

7.10 Intercity Wholesale Prices of Selected Commodities

Group/Commodity/Item Specification	Unit	City	Prices (Rs.)			% Change in Dec.,2014 Over	
			Dec., 2014	Nov, 2014	Dec., 2013	Nov., 2014	Dec., 2013
			1. Agriculture Forestry & Fishery				
		HYD	100.00	100.00	100.00	0.00	0.00
		SKR	70.00	70.00	45.00	0.00	55.56
		QTA	130.00	130.00	110.00	0.00	18.18
2669002. LAWN SUP. QLTY.	MTR.	LAH	177.50	177.50	177.50	0.00	0.00
		FAS	230.00	230.00	230.00	0.00	0.00
		RAW	195.00	195.00	172.50	0.00	13.04
		MUL	190.00	190.00	190.00	0.00	0.00
		KAR	225.00	225.00	207.50	0.00	8.43
		QTA	152.50	152.50	132.50	0.00	15.09
2669003. GREY CLOTH 52"	MTR.	LAH	45.00	45.00	39.50	0.00	13.92
		FAS	62.50	62.50	58.50	0.00	6.84
		RAW	41.00	41.00	41.00	0.00	0.00
		MUL	90.00	90.00	90.00	0.00	0.00
		KAR	67.50	67.50	67.50	0.00	0.00
		LRK	105.00	105.00	105.00	0.00	0.00
2669004. GREY CLOTH 98"	MTR.	LAH	76.50	76.50	59.50	0.00	28.57
		FAS	122.50	122.50	115.00	0.00	6.52
		KAR	125.00	125.00	80.00	0.00	56.25
2669005. DRILL DYED	MTR.	LAH	75.50	75.50	54.50	0.00	38.53
		FAS	105.00	105.00	85.00	0.00	23.53
		RAW	32.50	32.50	32.50	0.00	0.00
		KAR	105.00	105.00	67.50	0.00	55.56
		QTA	68.00	68.00	55.00	0.00	23.64
056. Silk & Reyon Fabrics							
2679001. KT. SHIRTING AL-KARAM SUP. QLTY.	MTR.	LAH	82.50	82.50	64.50	0.00	27.91
		RAW	117.50	117.50	102.50	0.00	14.63
		KAR	105.00	105.00	82.50	0.00	27.27
2679002. KT. SHIRTING TOYOBO SUP. QLTY.	MTR.	FAS	212.50	212.50	212.50	0.00	0.00
		RAW	117.50	117.50	102.50	0.00	14.63
		MUL	85.00	85.00	85.00	0.00	0.00
		KAR	72.50	72.50	72.50	0.00	0.00
		QTA	73.00	73.00	73.00	0.00	0.00
2679003. WOOLY FLAT	MTR.	LAH	47.50	47.50	30.50	0.00	55.74
		KAR	39.00	39.00	39.00	0.00	0.00
		QTA	62.50	62.50	62.50	0.00	0.00
2679004. SILK AVG. QLTY.	MTR.	LAH	59.00	59.00	49.00	0.00	20.41
		RAW	47.50	47.50	47.50	0.00	0.00
		MUL	95.00	95.00	95.00	0.00	0.00
		KAR	41.00	41.00	41.00	0.00	0.00
		SKR	35.00	35.00	30.00	0.00	16.67
		QTA	55.00	55.00	55.00	0.00	0.00
2679005. SILK SUP. QLTY.	MTR.	LAH	85.50	85.50	74.50	0.00	14.77
		FAS	237.50	237.50	237.50	0.00	0.00
		RAW	77.50	77.50	77.50	0.00	0.00
		QTA	75.00	75.00	75.00	0.00	0.00
2679006. LINEN STAR MILL KARACHI	MTR.	LAH	116.50	116.50	97.50	0.00	19.49
		KAR	107.50	107.50	97.50	0.00	10.26
		QTA	92.00	92.00	78.00	0.00	17.95
057. Towels							
2684001. TOWEL MED SIZE AVG. QLTY.	DOZ.	LAH	1725.00	1725.00	1550.00	0.00	11.29
		FAS	1650.00	1650.00	1650.00	0.00	0.00

Contd.

7.10 Intercity Wholesale Prices of Selected Commodities

Group/Commodity/Item Specification	Unit	City	Prices (Rs.)			% Change in Dec.,2014 Over	
			Dec., 2014	Nov, 2014	Dec., 2013	Nov., 2014	Dec., 2013
			1. Agriculture Forestry & Fishery				
		KSR	1725.00	1725.00	1550.00	0.00	11.29
		KAR	2220.00	2220.00	1640.00	0.00	35.37
		SKR	2040.00	1800.00	1800.00	13.33	13.33
		PSH	2400.00	2400.00	2200.00	0.00	9.09
		QTA	1620.00	1620.00	1410.00	0.00	14.89
058. Blankets							
2711001. BLANKET MOONLITE SINGLE	EACH	LAH	2400.00	2400.00	1900.00	0.00	26.32
		RAW	2975.00	2875.00	2725.00	3.48	9.17
		KAR	2150.00	2150.00	1830.00	0.00	17.49
2711002. BLANKET MOONLITE DOUBLE	EACH	LAH	3000.00	3000.00	2500.00	0.00	20.00
		RAW	3325.00	3225.00	3125.00	3.10	6.40
		KAR	2650.00	2650.00	2335.00	0.00	13.49
059. Bed Sheets							
2712001. BED SHEET COTTON SINGLE AVG. QLTY.	DOZ.	LAH	3250.00	3250.00	3250.00	0.00	0.00
		FAS	4300.00	4300.00	4300.00	0.00	0.00
		KAR	4050.00	4050.00	3420.00	0.00	18.42
		SKR	3960.00	3600.00	3600.00	10.00	10.00
		PSH	4800.00	4800.00	4800.00	0.00	0.00
		QTA	3600.00	3600.00	2750.00	0.00	30.91
2712002. BED SHEET COTTON DOUBLE AVG. QLTY.	DOZ.	LAH	5650.00	5650.00	5650.00	0.00	0.00
		FAS	4900.00	4900.00	4900.00	0.00	0.00
		KAR	6300.00	5700.00	4200.00	10.53	50.00
		SKR	7800.00	7800.00	7800.00	0.00	0.00
		PSH	9600.00	9600.00	9600.00	0.00	0.00
		QTA	4250.00	4250.00	4250.00	0.00	0.00
060. Quilts							
2718001. READY MADE QUILT	EACH	LAH	750.00	750.00	687.50	0.00	9.09
		RAW	775.00	775.00	737.50	0.00	5.08
		KAR	1075.00	1025.00	760.00	4.88	41.45
		PSH	925.00	925.00	875.00	0.00	5.71
		QTA	600.00	600.00	600.00	0.00	0.00
061. Woolen Carpets							
2721001. WOOLEN CARPET	SQ.FT.	LAH	60.00	60.00	44.50	0.00	34.83
		KAR	51.00	51.00	51.00	0.00	0.00
062. Synthetic Carpets							
2729001. SYNTHETIC CARPET	SQ.FT.	LAH	32.50	32.50	21.50	0.00	51.16
		RAW	24.50	24.50	23.50	0.00	4.26
		KAR	45.50	45.50	45.50	0.00	0.00
		QTA	46.50	46.50	46.50	0.00	0.00
063. Hosiery Products							
2821001. UNDER WEAR MED. SIZE AVG. QLTY.	DOZ.	LAH	1125.00	1125.00	780.00	0.00	44.23
		FAS	780.00	780.00	780.00	0.00	0.00
		RAW	1712.50	1712.50	1475.00	0.00	16.10
		KAR	870.00	870.00	775.00	0.00	12.26
		SKR	780.00	780.00	780.00	0.00	0.00
		PSH	1440.00	1440.00	850.00	0.00	69.41
		QTA	420.00	420.00	420.00	0.00	0.00
2821002. VEST (BANYAN)MED. SIZE AVG. QLTY.	DOZ.	LAH	1175.00	1175.00	780.00	0.00	50.64
		FAS	900.00	900.00	900.00	0.00	0.00
		RAW	1712.50	1712.50	1475.00	0.00	16.10
		KAR	888.00	888.00	775.00	0.00	14.58

Contd.

7.10 Intercity Wholesale Prices of Selected Commodities

Group/Commodity/Item Specification	Unit	City	Prices (Rs.)			% Change in Dec.,2014 Over	
			Dec., 2014	Nov, 2014	Dec., 2013	Nov., 2014	Dec., 2013
			1. Agriculture Forestry & Fishery				
		SKR	1322.50	1322.50	1322.50	0.00	0.00
		PSH	1190.00	1190.00	1020.00	0.00	16.67
		QTA	720.00	720.00	720.00	0.00	0.00
2821003. SOCKS NYLON MIXED GENTS SUP. QLTY.	DOZ.	LAH	1125.00	1125.00	1032.50	0.00	8.96
		FAS	710.00	710.00	710.00	0.00	0.00
		RAW	812.50	812.50	812.50	0.00	0.00
		KAR	798.00	720.00	635.00	10.83	25.67
		SKR	860.00	860.00	860.00	0.00	0.00
		PSH	840.00	840.00	840.00	0.00	0.00
		QTA	620.00	620.00	620.00	0.00	0.00
2821004. SOCKS COTTON GENTS AVG. QLTY.	DOZ.	LAH	750.00	650.00	527.50	15.38	42.18
		FAS	510.00	510.00	510.00	0.00	0.00
		KAR	630.00	630.00	580.00	0.00	8.62
064. Readymade Garments							
2823101. PANTS GENTS (W&W) AVG. QLTY.	DOZ.	LAH	4250.00	4250.00	3575.00	0.00	18.88
		RAW	6950.00	6950.00	6250.00	0.00	11.20
		KAR	5100.00	5100.00	4900.00	0.00	4.08
2823102. SHORT	DOZ.	LAH	1250.00	1250.00	955.00	0.00	30.89
		KAR	1260.00	1260.00	1122.00	0.00	12.30
		HYD	2000.00	2000.00	2000.00	0.00	0.00
2823103. AWAMI SUIT(W&W) AVG. QLTY.	DOZ.	LAH	9000.00	9000.00	4525.00	0.00	98.90
		RAW	11250.00	11250.00	7950.00	0.00	41.51
		KAR	8100.00	8100.00	4985.00	0.00	62.49
		QTA	5400.00	5400.00	4800.00	0.00	12.50
2823201. SHIRT GENTS (W&W) AVG. QLTY.	DOZ.	LAH	3225.00	3225.00	3225.00	0.00	0.00
		RAW	4125.00	4125.00	3725.00	0.00	10.74
		KAR	4050.00	4050.00	3060.00	0.00	32.35
2823301. GIRL'S FROCK (W&W)	DOZ.	LAH	8750.00	8750.00	6650.00	0.00	31.58
		RAW	9350.00	9350.00	7100.00	0.00	31.69
		KAR	6450.00	6450.00	4560.00	0.00	41.45
3c) Leather Products							
065. Leather Without Hair							
2912001. SOLE LEATHER 5 MM GR-1	KG.	SAH	620.00	620.00	425.00	0.00	45.88
		KSR	425.00	425.00	360.00	0.00	18.06
2912002. SOLE LEATHER 4.5 MM GR-1	KG.	SAH	710.00	710.00	430.00	0.00	65.12
		KSR	490.00	490.00	360.00	0.00	36.11
2912003. SOLE LEATHER 4 MM GR-1	KG.	SAH	740.00	740.00	440.00	0.00	68.18
		KSR	510.00	510.00	400.00	0.00	27.50
066. Other Leather N.E.C							
2913001. CHROME LEATHER COW ANALINE GR-I	DM.	SAH	26.90	26.90	37.00	0.00	-27.30
		KSR	20.00	20.00	25.00	0.00	-20.00
2913002. CHROME LEATHER COW ANALINE GR-II	DM.	SAH	20.98	20.98	35.00	0.00	-40.06
		KSR	19.00	19.00	26.00	0.00	-26.92
2913003. CHROME LEATHER BUFF CALF (SUP)	DM.	SAH	17.76	17.76	32.00	0.00	-44.50
		KSR	17.00	17.00	22.00	0.00	-22.73
2913004. CHROME LEATHER BUFF CALF (B)	DM.	SAH	16.14	16.14	20.00	0.00	-19.30
		KSR	15.00	15.00	20.00	0.00	-25.00
067. Footweares							
2933001. GENTS SHOES PAUL BATA	PAIR	LAH	818.23	818.23	818.23	0.00	0.00
2933002. GENTS SANDAL BATA	PAIR	LAH	572.51	572.51	572.51	0.00	0.00
2933003. GENTS SLATE CHAPPAL BATA	PAIR	LAH	110.08	110.08	110.08	0.00	0.00

Contd.

7.10 Intercity Wholesale Prices of Selected Commodities

Group/Commodity/Item Specification	Unit	City	Prices (Rs.)			% Change in Dec.,2014 Over	
			Dec., 2014	Nov, 2014	Dec., 2013	Nov., 2014	Dec., 2013
			1. Agriculture Forestry & Fishery				
2933004. LADIES SANDAL BATA (EMOZIAN)	PAIR	LAH	490.61	490.61	490.61	0.00	0.00
2933005. LADIES SPOUNG CHAPPAL BATA(TROPICAL)	PAIR	LAH	109.52	109.52	109.52	0.00	0.00
2933006. CHILD SHOE POWER LIFE BATA	PAIR	LAH	285.85	285.85	285.85	0.00	0.00
2933007. GENTS SHOES ART 1109 SERVIS	PAIR	LAH	477.00	477.00	477.00	0.00	0.00
2933008. CHEETAH 50 SIZE 3.5	PAIR	LAH	679.00	679.00	679.00	0.00	0.00
2933009. SERVIS SHOES WOMEN	PAIR	LAH	370.00	370.00	370.00	0.00	0.00
2933010. SERVIS SHOES CHILDREN	PAIR	LAH	257.00	257.00	257.00	0.00	0.00
4. Other Transportable Goods							
068. Timber							
3131001. TIMBER SHEESHAM	CMT.	LAH	55618.00	55618.00	52089.00	0.00	6.77
		RAW	64449.50	59152.00	55620.50	8.96	15.87
		KAR	51965.00	51965.00	45300.00	0.00	14.71
		PSH	42378.00	42378.00	42378.00	0.00	0.00
		QTA	55582.00	55582.00	43200.00	0.00	28.66
3131002. TIMBER KERUING PINE WOOD	CMT.	RAW	62683.50	62683.50	59152.00	0.00	5.97
		KAR	53412.50	46900.00	46750.00	13.89	14.25
3131003. TIMBER PERTAL	CMT.	LAH	35947.00	35947.00	24366.50	0.00	47.53
		RAW	48558.00	48558.00	45026.00	0.00	7.84
		KAR	38404.00	34700.00	34600.00	10.67	10.99
		PSH	52372.00	52372.00	47675.00	0.00	9.85
3131004. TIMBER CHIR	CMT.	QTA	31050.00	31050.00	31050.00	0.00	0.00
		LAH	25602.50	25602.50	18098.50	0.00	41.46
		RAW	43260.50	43260.50	39729.00	0.00	8.89
3131005. TIMBER DEODAR	CMT.	KAR	30458.00	26350.00	26250.00	15.59	16.03
		RAW	97998.00	97998.00	92701.00	0.00	5.71
		KAR	97996.50	90950.00	90850.00	7.75	7.87
3131006. TIMBER TEAK WOOD	CMT.	PSH	95358.00	95358.00	95358.00	0.00	0.00
		QTA	88000.00	88000.00	76950.00	0.00	14.36
		LAH	125364.50	125364.50	97997.50	0.00	27.93
		KAR	115653.00	108300.00	108300.00	6.79	6.79
		069. Printing Paper					
3212901. OFFSET PAPER FLYING FINISH	KG.	KAR	85.00	85.00	86.00	0.00	-1.16
3212902. ART PAPER "LEYKAM"/CHINA	KG.	KAR	115.00	115.00	114.00	0.00	0.88
3212903. PRINTING PAPER ROYAL CENTURY	KG.	KAR	90.00	90.00	90.00	0.00	0.00
3212904. PHOTOSTAT PAPER 210X297 A-4(80GM)	KG.	KAR	370.00	370.00	370.00	0.00	0.00
070. Hard Board							
3213301. KRAFT LINES BOARD (BRAZIL-125)	KG.	KAR	110.00	110.00	110.00	0.00	0.00
071. Coke							
3310001. COKE	MT.	KAR	60000.00	60000.00	60000.00	0.00	0.00
072. Motor Spirit							
3331001. MOTOR SPRIT 87 RON	LTR.	KAR	84.47	94.13	112.70	-10.26	-25.05
073. Diesel Oil							
3333001. DIESEL OIL LIGHT SPEED (BULK)	LTR.	KAR	77.98	83.30	101.17	-6.39	-22.92
3333002. DIESEL OIL HIGH SPEED(BULK)	LTR.	KAR	94.03	101.15	116.69	-7.04	-19.42
074. Kerosine Oil							
3334001. KEROSENE OIL	LTR.	KAR	90.78	95.19	107.86	-4.63	-15.84
075. Furnace Oil							
3337001. HIGH SULPHER FURNACE OIL(HSFO)	MT.	KAR	48977.00	57284.00	67196.00	-14.50	-27.11
076. Mobil Oil							
3338001. HAVOLINE MOBIL OIL PETROL ENGN.	4 LTR.	FAS	1950.00	1950.00	1950.00	0.00	0.00
		RAW	1987.50	1987.50	1912.50	0.00	3.92

Contd.

7.10 Intercity Wholesale Prices of Selected Commodities

Group/Commodity/Item Specification	Unit	City	Prices (Rs.)			% Change in Dec.,2014 Over	
			Dec., 2014	Nov, 2014	Dec., 2013	Nov., 2014	Dec., 2013
			1. Agriculture Forestry & Fishery				
		MUL	1780.00	1780.00	1660.00	0.00	7.23
		GJT	1790.00	1790.00	1660.00	0.00	7.83
		KAR	2157.00	2157.00	2000.00	0.00	7.85
		PSH	1640.00	1640.00	1540.00	0.00	6.49
		QTA	1670.00	1670.00	1670.00	0.00	0.00
3338002. HAVOLINE MOBIL OIL CNG ENGN.	4 LTR.	FAS	1600.00	1600.00	1600.00	0.00	0.00
		RAW	1962.50	1962.50	1887.50	0.00	3.97
		MUL	1830.00	1830.00	1720.00	0.00	6.40
		GJT	1835.00	1835.00	1720.00	0.00	6.69
		KAR	1833.00	1833.00	1720.00	0.00	6.57
		PSH	1680.00	1680.00	1640.00	0.00	2.44
		QTA	1725.00	1725.00	1685.00	0.00	2.37
077. Chemicals							
3414001. STEARIC ACID	LB.	LAH	110.00	110.00	95.00	0.00	15.79
		KAR	102.50	102.50	104.50	0.00	-1.91
3414002. ACETIC ACID	LB.	LAH	80.00	80.00	54.50	0.00	46.79
		KAR	55.50	55.50	45.50	0.00	21.98
		PSH	57.00	57.00	60.00	0.00	-5.00
3414003. TARTARIC POWDER	50 KG.	LAH	18000.00	18000.00	16500.00	0.00	9.09
		KAR	10500.00	10500.00	8987.50	0.00	16.83
3414004. CITRIC ACID	50 KG.	LAH	6500.00	6500.00	5900.00	0.00	10.17
		KAR	6250.00	6250.00	6512.50	0.00	-4.03
		PSH	6500.00	6500.00	7500.00	0.00	-13.33
3414005. CHINA CLAY	M.T.	KAR	52000.00	52000.00	42000.00	0.00	23.81
3414006. BLEACHING POWDER	50 KG.	LAH	2500.00	2500.00	1975.00	0.00	26.58
		KSR	2900.00	2900.00	1950.00	0.00	48.72
		KAR	1975.00	1975.00	2000.00	0.00	-1.25
		PSH	3800.00	3800.00	2000.00	0.00	90.00
3414007. GLUCOSE POWDER	50 KG.	LAH	5200.00	5200.00	5000.00	0.00	4.00
		KAR	5200.00	5200.00	5200.00	0.00	0.00
		PSH	5400.00	5400.00	5000.00	0.00	8.00
3422001. ZINC OXIDE	50 KG.	LAH	19000.00	19000.00	19000.00	0.00	0.00
		PSH	16500.00	16500.00	16000.00	0.00	3.13
3423101. CAUSTIC SODA	50 KG.	LAH	3900.00	3900.00	3900.00	0.00	0.00
		KSR	3900.00	3900.00	3900.00	0.00	0.00
		KAR	4000.00	4000.00	3790.00	0.00	5.54
		PSH	3900.00	3900.00	5000.00	0.00	-22.00
3423102. SULPHURIC ACID	100 KG.	LAH	2500.00	2500.00	2500.00	0.00	0.00
		KAR	2400.00	2400.00	2150.00	0.00	11.63
		PSH	2000.00	2000.00	2200.00	0.00	-9.09
3423103. MERCURY	KG.	LAH	14000.00	14000.00	16000.00	0.00	-12.50
		KAR	14000.00	14000.00	16400.00	0.00	-14.63
		PSH	12000.00	12000.00	15000.00	0.00	-20.00
3424001. SODA ASH LIGHT 80 KG. BAG	BAG	LAH	3800.00	3800.00	3800.00	0.00	0.00
		KSR	3725.00	3725.00	3725.00	0.00	0.00
		KAR	3360.00	3360.00	1937.50	0.00	73.42
		PSH	3360.00	3360.00	3140.00	0.00	7.01
3424002. SODIUM BI- CARBONATE.	50 KG.	LAH	2500.00	2500.00	2250.00	0.00	11.11
		KAR	2750.00	2750.00	2175.00	0.00	26.44
		PSH	2400.00	2400.00	2200.00	0.00	9.09

Contd.

7.10 Intercity Wholesale Prices of Selected Commodities

Group/Commodity/Item Specification	Unit	City	Prices (Rs.)			% Change in Dec.,2014 Over	
			Dec., 2014	Nov, 2014	Dec., 2013	Nov., 2014	Dec., 2013
			1. Agriculture Forestry & Fishery				
3424003. SALT EPSUM	100 KG.	LAH	1600.00	1600.00	1600.00	0.00	0.00
		KAR	1800.00	1800.00	1247.50	0.00	44.29
		PSH	2600.00	2600.00	1800.00	0.00	44.44
078. Dyeing Material							
3431001. DYES RED B-BASE	LB.	KAR	250.00	250.00	250.00	0.00	0.00
3431002. DYES ORITEX JAPAN RED HR-2.	LB.	KAR	225.00	225.00	225.00	0.00	0.00
3431003. DYED REACTIVE VIOLET H-3R	LB.	KAR	250.00	250.00	140.00	0.00	78.57
079. Fertilizers							
3461101. SONA UREA	MT.	LAH	36500.00	36500.00	34600.00	0.00	5.49
		FAS	38400.00	38000.00	38000.00	1.05	1.05
		MUL	38000.00	37000.00	37600.00	2.70	1.06
		PSH	38400.00	38000.00	37600.00	1.05	2.13
3461102. KISAN UREA	MT.	LAH	36500.00	36500.00	34600.00	0.00	5.49
		FAS	38000.00	38000.00	36000.00	0.00	5.56
		MUL	37000.00	36600.00	35600.00	1.09	3.93
		GUJ	34500.00	34200.00	37000.00	0.88	-6.76
		PSH	37600.00	37000.00	36400.00	1.62	3.30
3461401. CALCIUM AMMONIUM NITRATE	MT.	LAH	32500.00	32500.00	29400.00	0.00	10.54
		FAS	33000.00	33000.00	31000.00	0.00	6.45
		MUL	31200.00	30800.00	29000.00	1.30	7.59
		GUJ	31000.00	30000.00	30000.00	3.33	3.33
		PSH	31000.00	31000.00	31000.00	0.00	0.00
3462101. SINGLE SUPPER PHOSPHATE (GR) 18PC	MT.	LAH	20000.00	20000.00	25400.00	0.00	-21.26
		FAS	19000.00	18000.00	20000.00	5.56	-5.00
		MUL	18600.00	18600.00	19200.00	0.00	-3.13
		GUJ	18000.00	18000.00	18000.00	0.00	0.00
		PSH	20000.00	20000.00	21000.00	0.00	-4.76
3462102. SINGLE SUPER PHOSPHATE (PD) 18PC	MT.	LAH	21000.00	21000.00	21000.00	0.00	0.00
		FAS	21950.00	21950.00	21950.00	0.00	0.00
		MUL	21900.00	21900.00	21900.00	0.00	0.00
		GUJ	22000.00	22000.00	22000.00	0.00	0.00
		PSH	25100.00	25100.00	25100.00	0.00	0.00
3462103. TRIPLE SUPER PHOSPHATE (GR)	MT.	LAH	61750.00	61750.00	61750.00	0.00	0.00
		FAS	61850.00	61850.00	61850.00	0.00	0.00
		MUL	62050.00	62050.00	62050.00	0.00	0.00
		GUJ	66000.00	66000.00	68000.00	0.00	-2.94
		PSH	60000.00	60000.00	60000.00	0.00	0.00
3463201. SULPHATE OF POTASH	MT.	LAH	97000.00	97000.00	78400.00	0.00	23.72
		MUL	83600.00	83600.00	84500.00	0.00	-1.07
		KSR	97000.00	97000.00	82000.00	0.00	18.29
3464101. NITRO PHOSPHATE	MT.	LAH	50000.00	50000.00	50000.00	0.00	0.00
		FAS	55000.00	53000.00	49000.00	3.77	12.24
		MUL	54200.00	52000.00	49000.00	4.23	10.61
		GUJ	52000.00	52000.00	48000.00	0.00	8.33
		PSH	54000.00	52000.00	52000.00	3.85	3.85
3464201. DIA-AMMONIUM PHOSPHATE	MT.	LAH	74200.00	74200.00	69000.00	0.00	7.54
		FAS	76000.00	75000.00	70000.00	1.33	8.57
		MUL	77000.00	74000.00	70600.00	4.05	9.07
		GUJ	75000.00	73000.00	66000.00	2.74	13.64
		PSH	74000.00	74000.00	66000.00	0.00	12.12

Contd.

7.10 Intercity Wholesale Prices of Selected Commodities

Group/Commodity/Item Specification	Unit	City	Prices (Rs.)			% Change in Dec.,2014 Over	
			Dec., 2014	Nov, 2014	Dec., 2013	Nov., 2014	Dec., 2013
			1. Agriculture Forestry & Fishery				
3464401. NITROGEN PHOSPHATE AND POTACIUM(NPH)	MT.	LAH	63000.00	63000.00	64000.00	0.00	-1.56
		GUJ	60000.00	59000.00	58000.00	1.69	3.45
		SAR	59800.00	59800.00	62920.00	0.00	-4.96
		HYD	61680.00	61680.00	61760.00	0.00	-0.13
080. Pesticides							
3466101. THIODAN 35 EC(AGRICULTURE) 1 LTR	BOTTLE	LAH	580.00	580.00	580.00	0.00	0.00
		FAS	1050.00	1050.00	1050.00	0.00	0.00
		MUL	1150.00	1150.00	850.00	0.00	35.29
		SAR	875.00	875.00	850.00	0.00	2.94
		GJT	500.00	500.00	500.00	0.00	0.00
		KAR	96.85	96.85	0.00	0.00	-----
		HYD	750.00	750.00	750.00	0.00	0.00
		MPK	600.00	600.00	600.00	0.00	0.00
3466102. DURSABAN TC(TERMICIDE CONC.)	BOTTLE	LAH	1050.00	1050.00	1050.00	0.00	0.00
		FAS	1265.00	1265.00	1265.00	0.00	0.00
		MUL	1550.00	1550.00	1450.00	0.00	6.90
		SAR	1000.00	1000.00	1000.00	0.00	0.00
3466103. SARSABZ (VEGETABLES) 1 LTR.	BOTTLE	LAH	210.00	210.00	210.00	0.00	0.00
		FAS	360.00	360.00	360.00	0.00	0.00
		MUL	600.00	600.00	255.00	0.00	135.29
		SAR	250.00	250.00	250.00	0.00	0.00
		GJT	500.00	400.00	400.00	25.00	25.00
3466104. MALATHION (ALL ANIMALS) 1 LTR.	BOTTLE	LAH	800.00	800.00	470.00	0.00	70.21
		FAS	1300.00	1300.00	980.00	0.00	32.65
		GUJ	1000.00	800.00	800.00	25.00	25.00
		GJT	1000.00	800.00	800.00	25.00	25.00
081. Insecticides							
3471001. L-D POLYTHYLENE	LB.	KAR	94.00	100.44	100.13	-6.41	-6.12
3473001. POLYSTRENE GP.	55 LB.	KAR	6200.00	6229.00	3691.00	-0.47	67.98
082. Paints & Varnishes							
3511001. SYN CLEAR VARNISH (BUXLYS)	3 LTR.	LAH	1050.00	1050.00	1050.00	0.00	0.00
		KAR	1125.00	1020.00	1020.00	10.29	10.29
3511002. SYN CLEAR VARNISH (BERGER)	3 LTR.	LAH	1150.00	1150.00	1150.00	0.00	0.00
		KAR	1262.50	1210.00	1210.00	4.34	4.34
3511003. SYN ENAMEL VIP (BERGER)	3.6 LTR	LAH	1700.00	1700.00	1700.00	0.00	0.00
		RAW	1355.00	1355.00	1175.00	0.00	15.32
		KAR	1550.00	1440.00	1440.00	7.64	7.64
3511004. SYN ENAMEL 413 (BUXLYS)	3.6 LTR	LAH	1370.00	1370.00	1370.00	0.00	0.00
		RAW	1345.00	1345.00	1172.50	0.00	14.71
		KAR	1550.00	1440.00	1440.00	7.64	7.64
3511005. VIP PLASTIC EMULSION (BERGER)	4 LTR.	LAH	1750.00	1750.00	1750.00	0.00	0.00
		RAW	1575.00	1575.00	1395.00	0.00	12.90
		KAR	1350.00	1250.00	850.00	8.00	58.82
3511006. PLASTIC BOUND DISTEMPER(BUXLYS)	6 KG.	LAH	1210.00	1210.00	1210.00	0.00	0.00
		RAW	1025.00	1025.00	875.00	0.00	17.14
		KAR	950.00	950.00	760.00	0.00	25.00
3511007. ICI PLASTIC EMULSION	4 LTR	LAH	1800.00	1800.00	1800.00	0.00	0.00
		RAW	1725.00	1725.00	1565.00	0.00	10.22
		KAR	1700.00	1620.00	1620.00	4.94	4.94

Contd.

7.10 Intercity Wholesale Prices of Selected Commodities

Group/Commodity/Item Specification	Unit	City	Prices (Rs.)			% Change in Dec.,2014 Over	
			Dec., 2014	Nov, 2014	Dec., 2013	Nov., 2014	Dec., 2013
			1. Agriculture Forestry & Fishery				
083. Medicines							
3526001. PANADOL TAB. (200)	PACKET	LAH	153.00	153.00	153.00	0.00	0.00
		RAW	165.00	165.00	165.00	0.00	0.00
		MUL	153.00	153.00	153.00	0.00	0.00
		KAR	165.00	165.00	187.20	0.00	-11.86
		MPK	153.00	153.00	153.00	0.00	0.00
		PSH	160.00	160.00	155.00	0.00	3.23
		QTA	180.00	180.00	180.00	0.00	0.00
3526002. DISPRIN TAB. (600)	PACKET	LAH	525.00	525.00	525.00	0.00	0.00
		RAW	372.50	372.50	372.50	0.00	0.00
		MUL	510.00	510.00	510.00	0.00	0.00
		KAR	459.00	459.00	459.00	0.00	0.00
		MPK	360.00	360.00	360.00	0.00	0.00
		PSH	516.00	516.00	516.00	0.00	0.00
		QTA	440.00	440.00	440.00	0.00	0.00
3526003. FLAGYL TAB. (200)	PACKET	LAH	170.00	170.00	170.00	0.00	0.00
		RAW	255.00	255.00	255.00	0.00	0.00
		MUL	270.00	270.00	255.00	0.00	5.88
		KAR	260.00	260.00	260.00	0.00	0.00
		MPK	260.00	260.00	260.00	0.00	0.00
		PSH	283.00	283.00	172.00	0.00	64.53
		QTA	180.00	180.00	170.00	0.00	5.88
3526004. VENTOLIN TAB.(100)	PACKET	LAH	82.00	82.00	73.10	0.00	12.18
		RAW	85.00	73.00	73.00	16.44	16.44
		MUL	121.00	121.00	105.20	0.00	15.02
		KAR	86.53	86.53	86.53	0.00	0.00
		MPK	73.20	73.20	73.20	0.00	0.00
		PSH	72.00	72.00	74.00	0.00	-2.70
		QTA	80.00	80.00	73.20	0.00	9.29
3526005. DAONIL TAB. (60)	PACKET	LAH	75.12	75.12	75.12	0.00	0.00
		RAW	86.50	86.50	75.00	0.00	15.33
		MUL	86.31	86.31	75.05	0.00	15.00
		KAR	88.00	88.00	88.00	0.00	0.00
		MPK	76.00	76.00	76.00	0.00	0.00
		PSH	90.00	90.00	78.00	0.00	15.38
		QTA	90.00	90.00	88.00	0.00	2.27
3526006. ENTOX TAB. (100)	PACKET	LAH	87.50	87.50	87.50	0.00	0.00
		RAW	73.00	73.00	73.00	0.00	0.00
		MUL	85.00	85.00	85.00	0.00	0.00
		KAR	100.00	100.00	100.00	0.00	0.00
		MPK	85.00	85.00	85.00	0.00	0.00
		PSH	100.00	100.00	86.00	0.00	16.28
		QTA	85.00	85.00	85.00	0.00	0.00
3526007. CALCIUM TAB. 1000 SANDOZ	06 BOTT	LAH	622.00	622.00	622.00	0.00	0.00
		RAW	620.00	620.00	620.00	0.00	0.00
		MUL	622.20	622.20	622.20	0.00	0.00
		KAR	732.00	732.00	732.00	0.00	0.00
		MPK	520.00	520.00	520.00	0.00	0.00
		PSH	630.00	630.00	630.00	0.00	0.00
		QTA	636.00	636.00	425.00	0.00	49.65

Contd.

7.10 Intercity Wholesale Prices of Selected Commodities

Group/Commodity/Item Specification	Unit	City	Prices (Rs.)			% Change in Dec.,2014 Over	
			Dec., 2014	Nov, 2014	Dec., 2013	Nov., 2014	Dec., 2013
			1. Agriculture Forestry & Fishery				
3526008. RENITEC TAB. 5 MG. (20)	PACKET	LAH	87.56	87.56	87.56	0.00	0.00
		RAW	99.50	99.50	90.00	0.00	10.56
		MUL	99.45	99.45	87.50	0.00	13.66
		KAR	100.00	100.00	100.00	0.00	0.00
		MPK	88.00	88.00	88.00	0.00	0.00
		PSH	105.30	105.30	87.30	0.00	20.62
		QTA	102.00	102.00	87.00	0.00	17.24
3526009. CARMINA (150 TABLETS)	06 BOTT	LAH	150.00	150.00	150.00	0.00	0.00
		RAW	120.00	120.00	120.00	0.00	0.00
		MUL	153.00	153.00	150.00	0.00	2.00
		KAR	180.00	180.00	156.00	0.00	15.38
		PSH	170.00	170.00	120.00	0.00	41.67
3526010. SUALIN (250 TAB.) STRIP	EACH	LAH	68.75	68.75	68.75	0.00	0.00
		RAW	78.00	78.00	78.00	0.00	0.00
		KAR	132.00	132.00	132.00	0.00	0.00
		PSH	150.00	150.00	150.00	0.00	0.00
3526011. SANCOS SYRUP 60 MG.	06 BOTT	LAH	331.50	331.50	331.50	0.00	0.00
		RAW	142.50	142.50	137.00	0.00	4.01
		MUL	280.50	280.50	280.50	0.00	0.00
		KAR	160.00	160.00	156.00	0.00	2.56
		MPK	285.00	285.00	285.00	0.00	0.00
		PSH	300.00	300.00	300.00	0.00	0.00
		QTA	287.00	287.00	275.00	0.00	4.36
3526012. PHENRGONE SYRUP 120 MG	06 BOTT	LAH	179.66	179.66	179.66	0.00	0.00
		RAW	168.00	168.00	142.00	0.00	18.31
		MUL	168.30	168.30	153.00	0.00	10.00
		KAR	198.00	198.00	198.00	0.00	0.00
		MPK	170.00	170.00	170.00	0.00	0.00
		PSH	170.28	170.28	170.00	0.00	0.16
		QTA	195.00	195.00	195.00	0.00	0.00
3526013. CALPOL SYRUP	06 BOTT	LAH	135.00	135.00	135.00	0.00	0.00
		RAW	143.00	143.00	132.00	0.00	8.33
		MUL	127.50	127.50	127.50	0.00	0.00
		KAR	150.00	150.00	150.00	0.00	0.00
		MPK	214.20	214.20	129.00	0.00	66.05
		PSH	144.48	144.48	129.00	0.00	12.00
		QTA	125.00	125.00	125.00	0.00	0.00
3526014. HYDERLIN SYRUP	06 BOTT	LAH	300.90	300.90	300.90	0.00	0.00
		RAW	327.50	327.50	158.00	0.00	107.28
		MUL	316.20	316.20	300.90	0.00	5.08
		KAR	312.00	312.00	312.00	0.00	0.00
		MPK	312.00	312.00	312.00	0.00	0.00
		PSH	342.00	342.00	305.00	0.00	12.13
		QTA	378.00	378.00	300.90	0.00	25.62
3526015. SAFI HAMDARD 100 ML	06 BOTT	LAH	228.00	228.00	228.00	0.00	0.00
		RAW	216.00	216.00	216.00	0.00	0.00
		MUL	210.00	210.00	210.00	0.00	0.00
		KAR	276.00	276.00	255.00	0.00	8.24
		PSH	240.00	240.00	240.00	0.00	0.00
		QTA	193.00	193.00	193.00	0.00	0.00

Contd.

7.10 Intercity Wholesale Prices of Selected Commodities

Group/Commodity/Item Specification	Unit	City	Prices (Rs.)			% Change in Dec.,2014 Over	
			Dec., 2014	Nov, 2014	Dec., 2013	Nov., 2014	Dec., 2013
			1. Agriculture Forestry & Fishery				
3526016. HONEY TUBE (HAMDARD)	06 TUBE	LAH	540.00	540.00	204.00	0.00	164.71
		KAR	552.00	552.00	510.00	0.00	8.24
		MPK	516.00	516.00	516.00	0.00	0.00
		PSH	480.00	480.00	480.00	0.00	0.00
		QTA	582.00	582.00	185.00	0.00	214.59
3526017. BETNOVATE-N OINTMENT	06 TUBE	LAH	153.12	153.12	153.12	0.00	0.00
		RAW	148.00	148.00	148.00	0.00	0.00
		MUL	170.04	170.04	147.90	0.00	14.97
		KAR	168.00	168.00	148.00	0.00	13.51
		MPK	156.00	156.00	156.00	0.00	0.00
		PSH	150.00	150.00	150.00	0.00	0.00
		QTA	162.00	162.00	162.00	0.00	0.00
3526018. BURNOL	06 TUBE	LAH	85.08	85.08	85.08	0.00	0.00
		RAW	82.00	82.00	82.00	0.00	0.00
		MUL	82.00	82.00	81.60	0.00	0.49
		KAR	96.00	96.00	96.00	0.00	0.00
		MPK	81.60	81.60	81.60	0.00	0.00
		PSH	87.00	87.00	87.00	0.00	0.00
		QTA	81.00	81.00	81.00	0.00	0.00
3526019. O.R.S.FLAVOURED (SEARLE)	DOZEN	LAH	180.00	180.00	108.00	0.00	66.67
		RAW	183.50	183.50	163.50	0.00	12.23
		MUL	173.40	173.40	153.80	0.00	12.74
		KAR	174.00	174.00	137.70	0.00	26.36
		PSH	154.80	154.80	154.80	0.00	0.00
		QTA	156.00	156.00	350.00	0.00	-55.43
3526020. JOSHANDA HAMDARD	DOZEN	LAH	276.00	276.00	59.00	0.00	367.80
		MUL	216.00	216.00	62.40	0.00	246.15
		KAR	264.00	264.00	220.00	0.00	20.00
		MPK	123.84	123.84	123.84	0.00	0.00
		PSH	82.00	82.00	48.00	0.00	70.83
		QTA	221.00	221.00	85.00	0.00	160.00
3526021. COTTON BANDAGE 2" SIZE	06 NO.S	LAH	39.00	39.00	39.00	0.00	0.00
		RAW	48.00	48.00	48.00	0.00	0.00
		MUL	24.00	24.00	24.00	0.00	0.00
		KAR	30.00	30.00	28.50	0.00	5.26
		MPK	54.00	54.00	54.00	0.00	0.00
		PSH	22.00	22.00	22.00	0.00	0.00
084. Soaps & Detergents							
3532101. LIFE BOUY SOAP (125 GM.)	DOZ.	LAH	401.00	401.00	401.00	0.00	0.00
		RAW	377.50	377.50	377.50	0.00	0.00
		KSR	401.00	401.00	401.00	0.00	0.00
		KAR	396.00	396.00	396.00	0.00	0.00
		PSH	420.00	420.00	400.00	0.00	5.00
		QTA	370.00	370.00	360.00	0.00	2.78
3532102. LUX-STD. (70 GM.)	DOZ.	LAH	383.00	383.00	383.00	0.00	0.00
		RAW	361.00	361.00	361.00	0.00	0.00
		KAR	384.00	384.00	360.00	0.00	6.67
		PSH	380.00	380.00	342.50	0.00	10.95
		QTA	360.00	360.00	330.00	0.00	9.09

Contd.

7.10 Intercity Wholesale Prices of Selected Commodities

Group/Commodity/Item Specification	Unit	City	Prices (Rs.)			% Change in Dec.,2014 Over	
			Dec., 2014	Nov, 2014	Dec., 2013	Nov., 2014	Dec., 2013
			1. Agriculture Forestry & Fishery				
3532201. SUPER ACTIVE SURF (130 GM.)	DOZ.	LAH	230.00	230.00	230.00	0.00	0.00
		MUL	229.16	229.16	229.16	0.00	0.00
		KAR	232.00	232.00	232.00	0.00	0.00
		SKR	248.88	248.88	229.20	0.00	8.59
3532202. ARIEL (100 GM)	DOZ.	LAH	230.00	230.00	300.00	0.00	-23.33
		GUJ	228.00	228.00	228.00	0.00	0.00
		KAR	163.00	163.00	156.00	0.00	4.49
		MPK	180.00	180.00	180.00	0.00	0.00
3532203. VIM DETERGENT POLY BAG (1000 G.)	DOZ.	LAH	750.00	750.00	630.00	0.00	19.05
		RAW	715.00	715.00	645.00	0.00	10.85
		KAR	640.00	640.00	540.00	0.00	18.52
		SKR	720.00	720.00	630.67	0.00	14.16
		PSH	680.00	680.00	648.00	0.00	4.94
		MNG	516.00	516.00	516.00	0.00	0.00
		QTA	624.00	624.00	486.00	0.00	28.40
3532204. MAXIMUM POWER BRITE POLYBAG(400GM)	DOZ.	LAH	1404.00	1404.00	1404.00	0.00	0.00
		RAW	862.50	862.50	862.50	0.00	0.00
		KAR	1060.00	1060.00	1020.00	0.00	3.92
		MPK	1416.00	1416.00	1416.00	0.00	0.00
		PSH	1325.00	1325.00	1325.00	0.00	0.00
3532205. EXPRESS DETERGENT(1000GM)	DOZ.	KAR	1440.00	1328.00	1128.00	8.43	27.66
3532206. WASHING SOAP BETA/SUF/GUY	DOZ.	LAH	5720.00	5720.00	5720.00	0.00	0.00
		RAW	3825.00	3825.00	3825.00	0.00	0.00
		KSR	5580.00	5580.00	5580.00	0.00	0.00
		SKR	3440.00	3440.00	5700.00	0.00	-39.65
		PSH	6100.00	6100.00	6100.00	0.00	0.00
3532207. WASHING SOAP NYLON 101 CAKE	DOZ.	LAH	269.00	269.00	269.00	0.00	0.00
		RAW	237.50	237.50	237.50	0.00	0.00
		SAR	320.00	320.00	432.00	0.00	-25.93
		BNU	190.00	190.00	180.00	0.00	5.56
		QTA	300.00	300.00	300.00	0.00	0.00
3532301. TOOTHPASTE MACLEAN'S (LARGE SIZE)	DOZ.	RAW	575.00	575.00	575.00	0.00	0.00
		KAR	1080.00	1080.00	1080.00	0.00	0.00
3532302. TOOTHPASTE FARHAN'S (STD. SIZE)	DOZ.	KAR	492.00	492.00	492.00	0.00	0.00
3532303. TALC SAMSOL/SWISS MISS (STD.SIZE)	DOZ.	RAW	565.00	565.00	565.00	0.00	0.00
		KAR	1092.00	1092.00	1092.00	0.00	0.00
3532304. PONDS COLD CREAM (MED SIZE.)	DOZ.	LAH	1200.00	1200.00	1200.00	0.00	0.00
		RAW	1127.50	1127.50	1127.50	0.00	0.00
		KAR	1109.00	1109.00	1109.00	0.00	0.00
3532305. PONDS VANISHING CREAM (MED SIZE)	DOZ.	LAH	2450.00	2450.00	2450.00	0.00	0.00
		RAW	1127.50	1127.50	1127.50	0.00	0.00
		KAR	1009.00	1009.00	1009.00	0.00	0.00
3532306. ADMIRAL SHAVING CREAM (MED.SIZE)	DOZ.	LAH	660.00	660.00	564.00	0.00	17.02
		RAW	625.00	625.00	625.00	0.00	0.00
		KAR	648.00	600.00	600.00	8.00	8.00
3532307. HAIR BRYL CREAM (MED. SIZE).	DOZ.	RAW	1125.00	1125.00	1125.00	0.00	0.00
		KAR	984.00	940.00	940.00	4.68	4.68
3532308. JOHNSON'S BABY POWDER/MOTHER CARE	DOZ.	KAR	768.00	730.00	730.00	5.21	5.21
3532309. SUN SILK SHAMPOO LOCAL 10 ML.	DOZ.	RAW	51.00	51.00	51.00	0.00	0.00
		KAR	55.00	55.00	58.00	0.00	-5.17

Contd.

7.10 Intercity Wholesale Prices of Selected Commodities

Group/Commodity/Item Specification	Unit	City	Prices (Rs.)			% Change in Dec.,2014 Over	
			Dec., 2014	Nov, 2014	Dec., 2013	Nov., 2014	Dec., 2013
			1. Agriculture Forestry & Fishery				
085. Auto Tyres							
3611101. AUTO TYRE GEN/SUZ/ALTO/MEHRAN	EACH	LAH	2700.00	2700.00	2700.00	0.00	0.00
		RAW	3075.00	3075.00	2975.00	0.00	3.36
		KAR	2850.00	2850.00	1650.00	0.00	72.73
3611201. MOTOR CYCLE TYRE YAMAHA-100	EACH	LAH	1280.00	1280.00	1280.00	0.00	0.00
		RAW	962.50	962.50	962.50	0.00	0.00
		KAR	1200.00	1200.00	1200.00	0.00	0.00
3611202. MOTOR CYCLE TYRE HONDA CD-70	EACH	LAH	860.00	860.00	860.00	0.00	0.00
		RAW	962.50	962.50	962.50	0.00	0.00
		KAR	1200.00	1200.00	1200.00	0.00	0.00
3611203. MOTOR CYCLE TYRE SUZUKI 80 CC.	EACH	LAH	960.00	960.00	960.00	0.00	0.00
		RAW	937.50	937.50	937.50	0.00	0.00
		KAR	1200.00	1200.00	1200.00	0.00	0.00
3611204. CYCLE TYRE SERVIS (28x1/2")	EACH	LAH	250.00	250.00	250.00	0.00	0.00
		KAR	225.00	200.00	200.00	12.50	12.50
		LAH	300.00	300.00	300.00	0.00	0.00
3611205. CYCLE TYRE DIAMOND (28x1/2")	EACH	RAW	287.50	287.50	265.00	0.00	8.49
		KAR	215.00	200.00	200.00	7.50	7.50
		LAH	270.00	270.00	270.00	0.00	0.00
3611401. AUTO TUBE GEN/SUZ/ALTO/MEHRAN	EACH	RAW	295.00	295.00	295.00	0.00	0.00
		KAR	322.50	322.50	322.50	0.00	0.00
		LAH	185.00	185.00	185.00	0.00	0.00
3611402. MOTOR CYCLE TUBE YAMAHA-100	EACH	RAW	192.50	192.50	192.50	0.00	0.00
		KAR	257.50	257.50	257.50	0.00	0.00
		LAH	175.00	175.00	175.00	0.00	0.00
3611403. MOTOR CYCLE TUBE HONDA CD-70	EACH	RAW	192.50	192.50	192.50	0.00	0.00
		KAR	257.50	257.50	257.50	0.00	0.00
		LAH	195.00	195.00	195.00	0.00	0.00
3611404. MOTOR CYCLE TUBE SUZUKI 80 CC.	EACH	KAR	257.50	252.50	252.50	1.98	1.98
		LAH	105.00	105.00	105.00	0.00	0.00
		KAR	132.50	130.00	130.00	1.92	1.92
3611406. CYCLE TUBES DIAMOND (28x1/2)	EACH	LAH	115.00	115.00	115.00	0.00	0.00
		RAW	92.50	92.50	92.50	0.00	0.00
		KAR	127.50	125.00	125.00	2.00	2.00
086. Plastic Products							
3694001. WATER COOLER 9 LTR.	EACH	LAH	400.00	400.00	360.00	0.00	11.11
		KAR	465.00	465.00	380.00	0.00	22.37
		PSH	450.00	450.00	450.00	0.00	0.00
		QTA	410.00	410.00	410.00	0.00	0.00
3694002. BUCKET MED. SIZE	EACH	LAH	300.00	300.00	245.00	0.00	22.45
		GUJ	225.00	225.00	225.00	0.00	0.00
		GJT	220.00	220.00	220.00	0.00	0.00
		KAR	270.00	270.00	270.00	0.00	0.00
		PSH	355.00	355.00	350.00	0.00	1.43
3694003. DINNER SET PLASTIC 42/48/52 PIECES	EACH	QTA	235.00	235.00	235.00	0.00	0.00
		LAH	1975.00	1975.00	1625.00	0.00	21.54
		RAW	4600.00	4600.00	4100.00	0.00	12.20
		MUL	2450.00	2450.00	2450.00	0.00	0.00
		KAR	2100.00	2100.00	1925.00	0.00	9.09
PSH	2100.00	2100.00	1550.00	0.00	35.48		
MNG	3000.00	3000.00	3000.00	0.00	0.00		

Contd.

7.10 Intercity Wholesale Prices of Selected Commodities

Group/Commodity/Item Specification	Unit	City	Prices (Rs.)			% Change in Dec.,2014 Over	
			Dec., 2014	Nov, 2014	Dec., 2013	Nov., 2014	Dec., 2013
			1. Agriculture Forestry & Fishery				
3694004. HOT POT PLASTIC 3 PIECES	EACH	LAH	1225.00	1225.00	1125.00	0.00	8.89
		SKT	1000.00	1000.00	660.00	0.00	51.52
		KAR	975.00	925.00	772.50	5.41	26.21
		PSH	1350.00	1350.00	925.00	0.00	45.95
		QTA	1050.00	1050.00	830.00	0.00	26.51
3694005. THERMOS STARVAC 1 LTR.	EACH	LAH	350.00	350.00	315.00	0.00	11.11
		GUJ	500.00	400.00	400.00	25.00	25.00
		KAR	420.00	420.00	420.00	0.00	0.00
		QTA	300.00	300.00	300.00	0.00	0.00
087. Glass sheets							
3711401. PL. GLASS SHEET 3 MM ABOVE 1 SQ.M	SQ.MTR.	LAH	335.00	335.00	335.00	0.00	0.00
		RAW	325.00	325.00	310.00	0.00	4.84
		KAR	435.00	435.00	435.00	0.00	0.00
		PSH	425.00	425.00	425.00	0.00	0.00
3711402. FIG.GLASS SHEET ABOVE 1 SQ.M	SQ.MTR.	LAH	247.50	247.50	247.50	0.00	0.00
		RAW	285.00	285.00	265.00	0.00	7.55
		KAR	712.50	465.00	465.00	53.23	53.23
		PSH	968.00	968.00	968.00	0.00	0.00
088. Other Glass Articles							
3719101. JAR 4 LTR. LOCAL/FANCY/SILKY	DOZ.	RAW	887.50	887.50	837.50	0.00	5.97
		KAR	710.00	710.00	710.00	0.00	0.00
3719301. TUMBLER 200 ML. FANCY (OMROC)	DOZ.	RAW	310.00	310.00	297.50	0.00	4.20
		KAR	637.50	575.00	575.00	10.87	10.87
3719302. JUG DIAMOND 1.2 LTR. FANCY (OMROC)	DOZ.	LAH	1775.00	1775.00	1450.00	0.00	22.41
		RAW	1337.50	1337.50	1275.00	0.00	4.90
		KAR	2450.00	1730.00	1730.00	41.62	41.62
3719303. TEA CUP SAUCER WHITE	DOZ.	LAH	725.00	725.00	450.00	0.00	61.11
		RAW	887.50	887.50	837.50	0.00	5.97
		KAR	662.50	662.50	535.00	0.00	23.83
089. Ceramics & Sanitary Fixture							
3721001. EUROPEAN W/C (02/03) STD WHITE	EACH	LAH	1400.00	1400.00	1400.00	0.00	0.00
		RAW	1175.00	1175.00	1025.00	0.00	14.63
		GJT	1400.00	1400.00	1850.00	0.00	-24.32
		KAR	1500.00	1450.00	800.00	3.45	87.50
		PSH	4100.00	4100.00	3000.00	0.00	36.67
3721002. EUROPEAN W.C. (02/03)STD COLOUR	EACH	LAH	1500.00	1500.00	1500.00	0.00	0.00
		RAW	1275.00	1275.00	1125.00	0.00	13.33
		GJT	1600.00	1600.00	1950.00	0.00	-17.95
		KAR	1600.00	1550.00	820.00	3.23	95.12
3721003. ASIAN W.C. WHITE 18/22"	EACH	LAH	1700.00	1250.00	1250.00	36.00	36.00
		RAW	1275.00	1275.00	1125.00	0.00	13.33
		GJT	1250.00	1250.00	825.00	0.00	51.52
		KAR	925.00	875.00	360.00	5.71	156.94
		PSH	1050.00	1050.00	880.00	0.00	19.32
3721004. ASIAN W.C. WHITE 15/22"	EACH	LAH	1150.00	1150.00	925.00	0.00	24.32
		RAW	1187.50	1187.50	1025.00	0.00	15.85
		GJT	1050.00	1050.00	675.00	0.00	55.56
		KAR	875.00	825.00	400.00	6.06	118.75
		PSH	900.00	900.00	850.00	0.00	5.88

Contd.

7.10 Intercity Wholesale Prices of Selected Commodities

Group/Commodity/Item Specification	Unit	City	Prices (Rs.)			% Change in Dec.,2014 Over	
			Dec., 2014	Nov, 2014	Dec., 2013	Nov., 2014	Dec., 2013
			1. Agriculture Forestry & Fishery				
3721005. ASIAN W.C. COLOURED 18/22"	EACH	LAH	1700.00	1700.00	1100.00	0.00	54.55
		RAW	1475.00	1475.00	1325.00	0.00	11.32
		GUJ	1800.00	1800.00	1350.00	0.00	33.33
		GJT	1450.00	1450.00	875.00	0.00	65.71
		KAR	1012.50	975.00	420.00	3.85	141.07
		PSH	980.00	980.00	950.00	0.00	3.16
3721006. ASIAN W.C. COLOURED 15/22"	EACH	LAH	1250.00	1250.00	950.00	0.00	31.58
		RAW	1275.00	1275.00	1125.00	0.00	13.33
		GUJ	1700.00	1700.00	1200.00	0.00	41.67
		GJT	1250.00	1250.00	725.00	0.00	72.41
		KAR	962.50	925.00	550.00	4.05	75.00
		PSH	870.00	870.00	820.00	0.00	6.10
3721007. WASH BASIN 50 CM WHITE STD.	EACH	LAH	1300.00	1300.00	1050.00	0.00	23.81
		RAW	1275.00	1275.00	1125.00	0.00	13.33
		GJT	1350.00	1350.00	850.00	0.00	58.82
		KAR	1100.00	1050.00	770.00	4.76	42.86
		PSH	1750.00	1480.00	1400.00	18.24	25.00
3721008. WASH BASIN 50 CM LIGHT COLOUR	EACH	LAH	1300.00	1300.00	1050.00	0.00	23.81
		RAW	1375.00	1375.00	1175.00	0.00	17.02
		GJT	1150.00	1150.00	750.00	0.00	53.33
		KAR	1250.00	1200.00	880.00	4.17	42.05
		PSH	1550.00	1550.00	1550.00	0.00	0.00
3721009. SINK STAINLESS STEEL(KIT.)MED.SIZE	EACH	LAH	1250.00	1250.00	1100.00	0.00	13.64
		RAW	2475.00	2475.00	2325.00	0.00	6.45
		GUJ	1400.00	1400.00	1400.00	0.00	0.00
		KAR	1375.00	1265.00	1265.00	8.70	8.70
		PSH	1700.00	1700.00	1400.00	0.00	21.43
090. Bricks, Blocks & Tiles							
3732001. BRICKS	1000	LAH	8150.00	8150.00	7250.00	0.00	12.41
		RAW	7450.00	7450.00	6450.00	0.00	15.50
		GJT	8000.00	8000.00	7000.00	0.00	14.29
		KSR	8050.00	8050.00	7050.00	0.00	14.18
		HYD	4800.00	4800.00	4800.00	0.00	0.00
		SKR	5000.00	5000.00	5500.00	0.00	-9.09
		PSH	7500.00	7500.00	7500.00	0.00	0.00
		BNU	6000.00	6000.00	6200.00	0.00	-3.23
		QTA	6250.00	6250.00	6250.00	0.00	0.00
3732002. CEMENT BLOCKS	1000	KAR	19600.00	19600.00	19600.00	0.00	0.00
3732003. TILES PLAIN WHITE 8 X 10"	SQ.MTR	LAH	525.00	525.00	525.00	0.00	0.00
		RAW	490.00	490.00	490.00	0.00	0.00
		MUL	800.00	800.00	650.00	0.00	23.08
		KAR	535.00	492.50	492.50	8.63	8.63
3732004. TILES PLAIN COLOURED 8 X 10"	SQ.MTR	LAH	555.00	555.00	555.00	0.00	0.00
		RAW	590.00	590.00	590.00	0.00	0.00
		MUL	825.00	825.00	700.00	0.00	17.86
		KAR	590.00	552.50	552.50	6.79	6.79
091. Cement							
3744001. CEMENT JAVEDAN (EX-FACTORY)	MT.	KAR	8460.00	8460.00	8460.00	0.00	0.00
3744002. CEMENT WHITE	MT.	LAH	18350.00	18350.00	18350.00	0.00	0.00
		RAW	18050.00	18100.00	18100.00	-0.28	-0.28
		KAR	18500.00	18500.00	18500.00	0.00	0.00

Contd.

7.10 Intercity Wholesale Prices of Selected Commodities

Group/Commodity/Item Specification	Unit	City	Prices (Rs.)			% Change in Dec.,2014 Over	
			Dec., 2014	Nov, 2014	Dec., 2013	Nov., 2014	Dec., 2013
			1. Agriculture Forestry & Fishery				
		SKR	20000.00	20000.00	19125.00	0.00	4.58
3744003. SULP. RESISTING CEMENT(JAVEDAN)	MT.	KAR	9158.00	9158.00	9158.00	0.00	0.00
3744004. D.G. CEMENT (EX-FACTORY)	MT	LAH	9158.00	9223.00	9088.00	-0.70	0.77
3744005. LUCKY CEMENT (EX-FACTORY)	MT	KAR	10110.00	10110.00	9610.00	0.00	5.20
3744006. FAUJI CEMENT(EX-FACTORY)	MT	RAW	8910.00	9005.00	8520.00	-1.05	4.58
092. Bed Foam							
3815001. BED FOAM	EACH	LAH	4000.00	4000.00	3300.00	0.00	21.21
		RAW	4325.00	4325.00	4225.00	0.00	2.37
		GUJ	3000.00	3000.00	3000.00	0.00	0.00
		KAR	2750.00	2600.00	2600.00	5.77	5.77
		QTA	3200.00	3200.00	3200.00	0.00	0.00
3815002. BED FOAM COMMANDER 6.5" X 6" X5"	EACH	LAH	5800.00	5800.00	5200.00	0.00	11.54
		FAS	6900.00	6900.00	6900.00	0.00	0.00
		RAW	6325.00	6325.00	6225.00	0.00	1.61
		GJT	7600.00	7600.00	7600.00	0.00	0.00
		KAR	6400.00	6000.00	6000.00	6.67	6.67
		HYD	5950.00	5950.00	5950.00	0.00	0.00
093. Matches							
3899801. MATCHES (70-75 STICKS) 10 BOXES	PACKET	LAH	9.60	9.60	9.60	0.00	0.00
		RAW	9.40	9.40	9.40	0.00	0.00
		KAR	15.00	15.00	15.00	0.00	0.00
		SKR	15.00	15.00	15.00	0.00	0.00
		PSH	10.00	10.00	10.00	0.00	0.00
5. Metal Product, Machinery & Equipment							
094. Pig Iron							
4111101. PIG IRON	MT.	KAR	40000.00	40000.00	40000.00	0.00	0.00
095. Steel Bar & Sheets							
4126101. M.S. ROUND BAR 1/4"	MT.	LAH	79000.00	79000.00	75000.00	0.00	5.33
		RAW	80000.00	83000.00	77750.00	-3.61	2.89
		KAR	80200.00	81000.00	72000.00	-0.99	11.39
		HYD	69800.00	77800.00	70800.00	-10.28	-1.41
		PSH	79000.00	79000.00	74500.00	0.00	6.04
		QTA	77000.00	80000.00	72000.00	-3.75	6.94
4126102. M.S. ROUND BAR 3/8"	MT.	LAH	79000.00	79000.00	75000.00	0.00	5.33
		RAW	80000.00	83000.00	77250.00	-3.61	3.56
		KAR	78200.00	79000.00	72000.00	-1.01	8.61
		HYD	69800.00	77800.00	70800.00	-10.28	-1.41
		PSH	79000.00	79000.00	76000.00	0.00	3.95
		QTA	81000.00	84000.00	76000.00	-3.57	6.58
4126103. M.S.ROUND BAR 1/2"	MT.	LAH	77750.00	77750.00	72750.00	0.00	6.87
		RAW	78750.00	81750.00	76250.00	-3.67	3.28
		KAR	77200.00	78000.00	69000.00	-1.03	11.88
		HYD	69800.00	77800.00	70800.00	-10.28	-1.41
		PSH	79600.00	79600.00	75000.00	0.00	6.13
		QTA	80000.00	83000.00	75000.00	-3.61	6.67
4126104. M.S. ROUND BAR 1"	MT.	LAH	77750.00	77750.00	72750.00	0.00	6.87
		RAW	78750.00	81750.00	76250.00	-3.67	3.28
		KAR	79200.00	80000.00	72000.00	-1.00	10.00
		PSH	85000.00	85000.00	80000.00	0.00	6.25

Contd.

7.10 Intercity Wholesale Prices of Selected Commodities

Group/Commodity/Item Specification	Unit	City	Prices (Rs.)			% Change in Dec.,2014 Over	
			Dec., 2014	Nov, 2014	Dec., 2013	Nov., 2014	Dec., 2013
			1. Agriculture Forestry & Fishery				
4126105. M.S.RIBBED BAR 1/2" TO 1"	MT.	LAH	80000.00	80000.00	72000.00	0.00	11.11
		RAW	79750.00	82750.00	77250.00	-3.63	3.24
		KAR	80200.00	81000.00	73000.00	-0.99	9.86
4126106. M.S.RIBBED BAR 3/8"	MT.	LAH	80000.00	80000.00	75000.00	0.00	6.67
		RAW	78750.00	81750.00	76250.00	-3.67	3.28
		KAR	81200.00	82000.00	74000.00	-0.98	9.73
4126107. G.P.SHEET CUTTING JAPAN 24-30 BG	MT.	LAH	120000.00	120000.00	115000.00	0.00	4.35
		RAW	87500.00	91500.00	92250.00	-4.37	-5.15
		KAR	89000.00	89000.00	92000.00	0.00	-3.26
		PSH	110000.00	110000.00	122000.00	0.00	-9.84
4126108. G.S.SHEET 24 G.GALV.	MT.	LAH	130000.00	130000.00	125000.00	0.00	4.00
		RAW	87500.00	91500.00	92250.00	-4.37	-5.15
		KAR	90000.00	90000.00	92000.00	0.00	-2.17
		PSH	113000.00	113000.00	122000.00	0.00	-7.38
096. Pipe Fittings							
4129201. TEE 1/2"	DOZ.	LAH	410.00	410.00	310.00	0.00	32.26
		RAW	387.50	387.50	337.50	0.00	14.81
		KAR	372.00	372.00	327.50	0.00	13.59
		QTA	180.00	180.00	180.00	0.00	0.00
4129202. TEE 3/4"	DOZ.	LAH	475.00	475.00	405.00	0.00	17.28
		RAW	512.50	512.50	462.50	0.00	10.81
		KAR	516.00	516.00	461.50	0.00	11.81
		QTA	360.00	360.00	320.00	0.00	12.50
4129203. SOCKET 1/2"	DOZ.	LAH	275.00	275.00	210.00	0.00	30.95
		RAW	337.50	337.50	287.50	0.00	17.39
		KAR	234.00	234.00	212.50	0.00	10.12
		QTA	120.00	120.00	120.00	0.00	0.00
4129204. SOCKET 3/4"	DOZ.	LAH	365.00	365.00	305.00	0.00	19.67
		RAW	412.50	412.50	362.50	0.00	13.79
		KAR	348.00	348.00	275.00	0.00	26.55
		QTA	165.00	165.00	165.00	0.00	0.00
4129205. UNION 1/2"	DOZ.	LAH	660.00	660.00	605.00	0.00	9.09
		RAW	712.50	712.50	662.50	0.00	7.55
		KAR	804.00	804.00	752.50	0.00	6.84
		QTA	360.00	360.00	360.00	0.00	0.00
4129206. UNION 3/4"	DOZ.	LAH	755.00	755.00	705.00	0.00	7.09
		RAW	787.50	787.50	737.50	0.00	6.78
		KAR	1020.00	1020.00	940.00	0.00	8.51
4129207. BAND 1/2"	DOZ.	LAH	455.00	455.00	410.00	0.00	10.98
		RAW	687.50	687.50	637.50	0.00	7.84
		KAR	636.00	636.00	545.00	0.00	16.70
		QTA	300.00	300.00	300.00	0.00	0.00
4129208. BAND 3/4"	DOZ.	LAH	560.00	560.00	510.00	0.00	9.80
		RAW	712.50	712.50	662.50	0.00	7.55
		KAR	972.00	972.00	640.00	0.00	51.88
		QTA	480.00	480.00	480.00	0.00	0.00
4129209. ELBOW GALV CHINA 1/2"	DOZ.	LAH	310.00	310.00	235.00	0.00	31.91
		RAW	412.50	412.50	362.50	0.00	13.79
		KAR	258.00	258.00	232.50	0.00	10.97
		QTA	165.00	165.00	165.00	0.00	0.00

Contd.

7.10 Intercity Wholesale Prices of Selected Commodities

Group/Commodity/Item Specification	Unit	City	Prices (Rs.)			% Change in Dec.,2014 Over	
			Dec., 2014	Nov, 2014	Dec., 2013	Nov., 2014	Dec., 2013
			1. Agriculture Forestry & Fishery				
4129210. ELBOW GALV CHINA 3/4"	DOZ.	LAH	365.00	365.00	305.00	0.00	19.67
		RAW	462.50	462.50	412.50	0.00	12.12
		KAR	372.00	372.00	342.50	0.00	8.61
		QTA	192.00	192.00	192.00	0.00	0.00
097. Steel Products							
4291201. STAINLESS STEEL DEGCHI MED. SIZE	EACH	LAH	600.00	600.00	500.00	0.00	20.00
		GJT	455.00	455.00	455.00	0.00	0.00
		KAR	625.00	625.00	435.00	0.00	43.68
4291202. STAINLESS STEEL TABLE SPOON SUP.	EACH	LAH	350.00	350.00	300.00	0.00	16.67
		GJT	175.00	175.00	175.00	0.00	0.00
		KAR	260.00	260.00	260.00	0.00	0.00
4291203. STAINLESS STEEL PLATE LIGHT	DOZ.	LAH	700.00	700.00	700.00	0.00	0.00
		GJT	500.00	500.00	500.00	0.00	0.00
		KAR	780.00	780.00	772.00	0.00	1.04
4291204. PRESSURE COOKER 4 LTR.	EACH	LAH	1380.00	1380.00	1300.00	0.00	6.15
		GUJ	1000.00	1000.00	950.00	0.00	5.26
		SKT	1200.00	1200.00	850.00	0.00	41.18
		KAR	1625.00	1625.00	975.00	0.00	66.67
4291401. NEW TREET BLADE ORDINARY	1000	RAW	2375.00	2375.00	2375.00	0.00	0.00
		KAR	2900.00	2900.00	2900.00	0.00	0.00
4291402. TREET SAFETY RAZOR	DOZ.	LAH	1550.00	1550.00	1550.00	0.00	0.00
		KAR	1185.00	1185.00	1185.00	0.00	0.00
4291403. GILLET SAFETY RAZOR	DOZ.	LAH	342.00	342.00	342.00	0.00	0.00
		RAW	405.00	405.00	391.00	0.00	3.58
		KAR	280.00	280.00	350.00	0.00	-20.00
098. Engines & Motors							
4321901. HOLLOW S.MOTOR 326 UP-4.40 HP 46	EACH	LAH	144500.00	144500.00	144500.00	0.00	0.00
099. Vacuum Pumps							
4323001. MULTISTAGE C.PUMPS(PCM 80-3 15 H)	EACH	LAH	77500.00	77500.00	77500.00	0.00	0.00
4323002. MULTISTAGE C.PUMPS PCM 80-5 25 H)	EACH	LAH	109000.00	109000.00	109000.00	0.00	0.00
100. Air Conditioners							
4391201. PEL AIR CONDITONER 1.5 TON	EACH	LAH	38000.00	38000.00	27500.00	0.00	38.18
		RAW	36250.00	36250.00	36250.00	0.00	0.00
		KAR	42000.00	42000.00	42000.00	0.00	0.00
4391202. WAVES AIR CONDITIONER 1.5 TON.	EACH	LAH	42000.00	42000.00	30500.00	0.00	37.70
		RAW	37750.00	37750.00	37750.00	0.00	0.00
		GJT	35000.00	35000.00	35000.00	0.00	0.00
		KAR	41000.00	41000.00	41000.00	0.00	0.00
		HYD	40000.00	40000.00	40000.00	0.00	0.00
		QTA	39200.00	39200.00	39200.00	0.00	0.00
101. Cultivators							
4411201. CULTIVATOR (ORDINARY) 9 TIMES	EACH	GUJ	45000.00	45000.00	45000.00	0.00	0.00
4411202. CULTIVATOR (SPECIAL) 11 TIMES	EACH	GUJ	60000.00	60000.00	60000.00	0.00	0.00
102. Chuff Cutter							
4412301. CHUFF CUTTER	EACH	FAS	7000.00	7000.00	6800.00	0.00	2.94
103. Tractors							
4414101. TRACTOR MF-240	EACH	LAH	754000.00	754000.00	680000.00	0.00	10.88
4414102. TRACTOR MF-385	EACH	LAH	1223800.00	1223800.00	1100000.00	0.00	11.25
104. Lathe Machines							
4421301. LATHE MACHINE 3' (PAK MADINA)	EACH	LAH	72500.00	72500.00	72500.00	0.00	0.00
4421302. LATHE MACHINE 4.5' (PAK MADINA)	EACH	LAH	100000.00	100000.00	100000.00	0.00	0.00

Contd.

7.10 Intercity Wholesale Prices of Selected Commodities

Group/Commodity/Item Specification	Unit	City	Prices (Rs.)			% Change in Dec.,2014 Over	
			Dec., 2014	Nov, 2014	Dec., 2013	Nov., 2014	Dec., 2013
			1. Agriculture Forestry & Fishery				
4421303. LATHE MACHINE 6.5' (PAK MADINA)	EACH	LAH	119000.00	119000.00	119000.00	0.00	0.00
4421304. LATHE MACHINE 10' (PAK MADINA)	EACH	LAH	222500.00	222500.00	222500.00	0.00	0.00
105. Concrete Mixture							
4444001. CONC.MIXER 7 NTR. 12HP. STAR.ENG	EACH	LAH	140000.00	140000.00	140000.00	0.00	0.00
4444002. CONC.MIXER 17 NTR. 24HP. STAR.ENG	EACH	LAH	210000.00	210000.00	210000.00	0.00	0.00
106. Fridge,WashM,SewM,Fans,Iron							
4481101. DAWLANCE 10 CFT. DOUBLE DOOR	EACH	LAH	28000.00	28000.00	24500.00	0.00	14.29
		RAW	23750.00	23750.00	23750.00	0.00	0.00
		KAR	31100.00	31100.00	25200.00	0.00	23.41
4481201. WASHING MACHINE NAT. PAK S.F.	EACH	LAH	6000.00	5000.00	5000.00	20.00	20.00
		GUJ	5550.00	5550.00	5550.00	0.00	0.00
		KAR	5000.00	5000.00	5000.00	0.00	0.00
		QTA	5500.00	5500.00	5500.00	0.00	0.00
4481202. WASHING MACHINE SINGER S.F.	EACH	LAH	9500.00	9500.00	9500.00	0.00	0.00
		RAW	9550.00	9550.00	9100.00	0.00	4.95
		KAR	10600.00	10600.00	10600.00	0.00	0.00
4481203. WASHING MACHINE DAWLANCE	EACH	LAH	9000.00	9000.00	9000.00	0.00	0.00
		FAS	8700.00	8700.00	8700.00	0.00	0.00
		GUJ	9400.00	9400.00	8000.00	0.00	17.50
		GJT	9400.00	9400.00	7800.00	0.00	20.51
		KAR	5400.00	5400.00	5400.00	0.00	0.00
		HYD	9000.00	9000.00	9000.00	0.00	0.00
4481204. WASHING MACHINE SUPER ASIA	EACH	LAH	8000.00	8000.00	7500.00	0.00	6.67
		FAS	8800.00	8800.00	8200.00	0.00	7.32
		KAR	5000.00	5000.00	5000.00	0.00	0.00
		HYD	6500.00	6500.00	6500.00	0.00	0.00
4481401. SEWING MACHINE SINGER B.B. H.O	EACH	LAH	5691.00	5691.00	5641.00	0.00	0.89
		KAR	6200.00	6200.00	5375.00	0.00	15.35
4481402. SINGER ZIG ZAG MACHINE	EACH	LAH	13500.00	13500.00	13200.00	0.00	2.27
		KAR	11900.00	11900.00	11900.00	0.00	0.00
4481403. SEWING MACHINE SALIKA	EACH	LAH	4500.00	4500.00	4500.00	0.00	0.00
		KAR	5600.00	5600.00	5600.00	0.00	0.00
4481501. CEILING FAN MILLAT 48"	EACH	LAH	2300.00	2300.00	2300.00	0.00	0.00
		KAR	2400.00	2400.00	2400.00	0.00	0.00
4481502. CEILING FAN PAK 48"	EACH	LAH	2200.00	2200.00	2200.00	0.00	0.00
		GUJ	2400.00	2400.00	2400.00	0.00	0.00
		KAR	2400.00	2400.00	2400.00	0.00	0.00
4481503. CEILING FAN NATIONAL 56"	EACH	LAH	2200.00	2200.00	2000.00	0.00	10.00
		GUJ	2150.00	2150.00	2150.00	0.00	0.00
		GJT	2300.00	2300.00	2300.00	0.00	0.00
		KAR	2300.00	2300.00	2300.00	0.00	0.00
		HYD	2100.00	2100.00	2000.00	0.00	5.00
4481504. CEILING FAN YOUNIS 56"	EACH	LAH	2300.00	2300.00	2300.00	0.00	0.00
		FAS	2350.00	2350.00	2250.00	0.00	4.44
		GUJ	2350.00	2350.00	2350.00	0.00	0.00
		KAR	2400.00	2400.00	2400.00	0.00	0.00
		PSH	2550.00	2550.00	2450.00	0.00	4.08
4481505. PADESTAL FAN MILLAT 20"	EACH	KAR	3200.00	3200.00	3200.00	0.00	0.00

Contd.

7.10 Intercity Wholesale Prices of Selected Commodities

Group/Commodity/Item Specification	Unit	City	Prices (Rs.)			% Change in Dec.,2014 Over	
			Dec., 2014	Nov, 2014	Dec., 2013	Nov., 2014	Dec., 2013
			1. Agriculture Forestry & Fishery				
4481506. PADESTAL FAN PAK 20"	EACH	LAH	3300.00	3300.00	2900.00	0.00	13.79
		GJT	3800.00	3400.00	3400.00	11.76	11.76
		KAR	3200.00	3200.00	3200.00	0.00	0.00
		PSH	3800.00	3800.00	3350.00	0.00	13.43
4481507. EXHAUST FAN CLIMAX 12"	EACH	LAH	1600.00	1600.00	1500.00	0.00	6.67
		GUJ	1700.00	1700.00	1700.00	0.00	0.00
4481508. EXHAUST FAN MILLAT 12"	EACH	KAR	1600.00	1600.00	1600.00	0.00	0.00
4481509. EXHAUST FAN PAK. NATIONAL 12"	EACH	LAH	1500.00	1500.00	1400.00	0.00	7.14
		GUJ	1900.00	1900.00	1900.00	0.00	0.00
		GJT	1800.00	1800.00	1800.00	0.00	0.00
		KAR	1600.00	1600.00	1600.00	0.00	0.00
4481601. IRON NATIONAL PAK AUTOMATIC	EACH	LAH	400.00	400.00	350.00	0.00	14.29
		GUJ	850.00	850.00	850.00	0.00	0.00
		KAR	525.00	525.00	525.00	0.00	0.00
		PSH	800.00	800.00	750.00	0.00	6.67
4481602. IRON PHILIPS HD 1120/R	EACH	LAH	1250.00	1250.00	1250.00	0.00	0.00
		GUJ	2100.00	2100.00	2100.00	0.00	0.00
		KAR	1360.00	1360.00	850.00	0.00	60.00
107. Electric Wires							
4634001. FLEXIBLE WIRE 2999-14 0076	90 MTR.	LAH	525.00	525.00	462.50	0.00	13.51
		MUL	1100.00	900.00	750.00	22.22	46.67
		KAR	890.00	890.00	890.00	0.00	0.00
		PSH	800.00	800.00	700.00	0.00	14.29
		QTA	505.00	505.00	505.00	0.00	0.00
4634002. PVC WIRE SINGLE CORE	90 MTR.	LAH	850.00	850.00	762.50	0.00	11.48
		MUL	1400.00	1400.00	1250.00	0.00	12.00
		KAR	890.00	890.00	890.00	0.00	0.00
		PSH	925.00	925.00	800.00	0.00	15.63
		QTA	600.00	600.00	600.00	0.00	0.00
108. Lighting Equipments							
4653101. PHILIPS TL. LAMP 40 W.	EACH	GUJ	96.00	96.00	96.00	0.00	0.00
		GJT	96.00	96.00	96.00	0.00	0.00
		KAR	85.00	85.00	85.00	0.00	0.00
		PSH	97.50	97.50	97.50	0.00	0.00
		QTA	90.00	90.00	90.00	0.00	0.00
4653102. PHILIPS ELECTRIC BULB 100W(GLS)	100 BUL	LAH	2000.00	2000.00	1750.00	0.00	14.29
		RAW	2950.00	2950.00	2350.00	0.00	25.53
		KAR	2800.00	2800.00	2100.00	0.00	33.33
		PSH	2900.00	2900.00	2400.00	0.00	20.83
4653103. PHILIPS ENERGY SAVER 14 W (GLS)	EACH	LAH	110.00	110.00	110.00	0.00	0.00
		RAW	139.00	139.00	139.00	0.00	0.00
		KAR	155.00	155.00	142.50	0.00	8.77
		PSH	170.00	170.00	170.00	0.00	0.00
		QTA	172.00	172.00	172.00	0.00	0.00
109. Radio & Television							
4731201. RADIO 3-5 BAND (CHINA BRAND)	EACH	LAH	175.00	175.00	175.00	0.00	0.00
		RAW	287.50	287.50	287.50	0.00	0.00
		KAR	325.00	325.00	325.00	0.00	0.00
4731301. PHILIPS COLOUR TV. 14"	EACH	LAH	8150.00	8150.00	8150.00	0.00	0.00
		RAW	8250.00	8250.00	8250.00	0.00	0.00
		KAR	8400.00	8400.00	8400.00	0.00	0.00

Contd.

7.10 Intercity Wholesale Prices of Selected Commodities

Group/Commodity/Item Specification	Unit	City	Prices (Rs.)			% Change in Dec.,2014 Over	
			Dec., 2014	Nov, 2014	Dec., 2013	Nov., 2014	Dec., 2013
			1. Agriculture Forestry & Fishery				
4731302. L.G.COLOUR TV. 14"	EACH	LAH	8100.00	8100.00	8100.00	0.00	0.00
		RAW	7900.00	7900.00	7900.00	0.00	0.00
		KAR	8150.00	8150.00	8150.00	0.00	0.00
4731303. SONY COLOUR TV 14"	EACH	LAH	13000.00	13000.00	13000.00	0.00	0.00
		RAW	10250.00	10250.00	10250.00	0.00	0.00
		KAR	8000.00	8000.00	8000.00	0.00	0.00
4731304. PANASONIC COLOUR TV 14"	EACH	RAW	9250.00	9250.00	9250.00	0.00	0.00
		KAR	7750.00	7750.00	7750.00	0.00	0.00
4731305. PHILIPS COLOUR TV. 20"	EACH	LAH	11000.00	11000.00	11000.00	0.00	0.00
		RAW	13900.00	13900.00	13900.00	0.00	0.00
		KAR	12750.00	12750.00	12750.00	0.00	0.00
4731306. L.G.COLOUR TV. 20"	EACH	LAH	13400.00	13400.00	13400.00	0.00	0.00
		RAW	12250.00	12250.00	12250.00	0.00	0.00
		KAR	13000.00	13000.00	13000.00	0.00	0.00
4731307. L.G. COLOUR TV. 21"	EACH	LAH	14700.00	14700.00	14700.00	0.00	0.00
		RAW	12250.00	12250.00	12250.00	0.00	0.00
		KAR	16100.00	16100.00	16100.00	0.00	0.00
4731308. SONY COLOUR TV 20"	EACH	LAH	18800.00	18800.00	18800.00	0.00	0.00
		RAW	17100.00	17100.00	17100.00	0.00	0.00
		KAR	17200.00	17200.00	17200.00	0.00	0.00
110. Motor Vehicles							
4911301. CAR SUZUKI MEHRAN 800CC SB308R VX	EACH	KAR	625000.00	625000.00	610000.00	0.00	2.46
4911302. SUZUKI CULTUS 1000CC SF410 VXR M PE	EACH	KAR	1039000.00	1039000.00	1029000.00	0.00	0.97
4911303. SUZUKI RAVI 800 CC PICKUP(ST 308R)	EACH	KAR	637000.00	637000.00	637000.00	0.00	0.00
4911304. CAR TOYOTA 1300 CC XLI	EACH	KAR	1539000.00	1539000.00	1568000.00	0.00	-1.85
4911305. CAR HONDA CIVIC 1800CC(IVTEC MANUAL)	EACH	LAH	2021000.00	2021000.00	2051000.00	0.00	-1.46
4911306. ISUZU BUS CHASIS MT 112 K	EACH	KAR	3325000.00	3325000.00	3325000.00	0.00	0.00
4911401. ISUZU TRUCK CHASIS FTR 12 K	EACH	KAR	3850000.00	3850000.00	3850000.00	0.00	0.00
111. Motorcycles							
4991201. MOTOR CYCLE YB-100ROYAL YAMAHA	EACH	KAR	75375.00	75375.00	75375.00	0.00	0.00
4991202. MOTOR CYCLE CD-70 HONDA	EACH	KAR	69900.00	66350.00	65495.00	5.35	6.73
4991203. MOTOR CYCLE PAK HERO 70 CC.	EACH	LAH	42000.00	42000.00	41500.00	0.00	1.20
		MUL	42000.00	42000.00	42000.00	0.00	0.00
		KAR	46000.00	46000.00	42500.00	0.00	8.24
4991204. MOTOR CYCLE SUPER ASIA 70 CC.	EACH	LAH	42500.00	42500.00	42500.00	0.00	0.00
		MUL	45000.00	45000.00	43000.00	0.00	4.65
		KAR	42500.00	42500.00	42500.00	0.00	0.00
		HYD	42000.00	42000.00	42000.00	0.00	0.00
4991205. MOTOR CYCLE SUZUKI STD 110CC.	EACH	KAR	71300.00	71300.00	71300.00	0.00	0.00
112. Bicycles							
4992101. BICYCLE PECO FOR GENTS POPULAR	EACH	LAH	5000.00	5000.00	5000.00	0.00	0.00
4992102. BICYCLE PECO FOR BMX SHAHEEN	EACH	LAH	3500.00	3500.00	3500.00	0.00	0.00
4992103. BICYCLE SOHRAB SUPER	EACH	LAH	5950.00	5950.00	5850.00	0.00	1.71
		KAR	6450.00	6450.00	6250.00	0.00	3.20
4992104. BICYCLE SOHRAB VIP STUDENT	EACH	LAH	5900.00	5900.00	5800.00	0.00	1.72
		KAR	5700.00	5700.00	5500.00	0.00	3.64

7.11 Intercity Consumer Prices December, 2014

Description	Unit	Rawalpindi	Islamabad	Attock	Jehlum	Lahore	Sahiwal	Gujranwala
WHEAT	10 KG.	365.00	365.00	347.50	350.00	348.75	340.75	344.00
WHEAT FLOUR FINE/SUPERIOR.	KG.	55.58	58.63	45.50	47.00	48.00	45.00	42.00
WHEAT FLOUR AVG. QLTY	KG.	40.10	40.41	39.44	40.25	42.50	40.00	40.00
WHEAT FLOUR BAG	10 KG.	401.04	404.06	394.38	402.50	399.00	392.50	395.00
MAIDA	KG.	56.50	58.50	51.00	60.00	59.29	50.00	50.00
SUJI	KG.	57.42	59.00	51.00	60.00	63.04	50.00	55.00
BESAN AV. QLTY.	KG.	78.75	87.50	75.50	75.00	83.21	70.00	70.00
RICE BASMATI SUP. QLTY.	KG.	153.75	158.75	160.00	145.00	138.93	120.00	86.25
RICE BASMATI 385/386	KG.	136.25	145.00	125.00	95.00	110.36	80.00	72.50
RICE BASMATI BROKEN AV.QLTY	KG.	80.83	86.25	92.50	80.00	73.57	70.00	65.00
RICE IRRI-6 (SINDH/PUNJAB)	KG.	60.83	62.50	50.00	60.00	65.32	40.00	47.50
VERMICELLI	KG.	91.25	96.25	92.50	80.00	101.07	70.00	75.00
BREAD PLAIN MEDIUM SIZE	EACH	40.00	40.00	40.00	37.50	40.00	40.00	40.00
RUSK (PAPAY)	KG.	240.00	261.25	160.00	230.00	198.75	230.00	160.00
BISCUITS-PACKED	PKT	35.00	35.00	35.00	35.00	35.00	35.00	35.00
BISCUIT-BAKERY (LOOSE)	250 GM	100.42	110.00	72.50	95.00	92.50	110.00	110.00
CORNFLAKS FAUJI 225 GM.	PKT	176.40	176.40	176.40	176.40	176.40	176.40	180.00
SAMOSAS (VEGATABLE)	EACH	13.25	14.25	12.00	12.50	15.18	15.00	15.00
PASTRY AV.QLTY.	EACH	32.92	33.44	37.50	30.00	30.18	30.00	35.00
PATTIES (VEGATABLES)	EACH	27.50	28.25	21.00	25.00	30.18	30.00	20.00
NIMCO	250 GM	80.00	79.38	57.50	65.00	65.00	90.00	50.00
CHIPS	250 GM	93.33	95.00	72.50	82.50	77.32	90.00	65.00
BEEF WITH BONE AV.QLTY.	KG	317.50	321.25	260.00	290.00	328.57	250.00	280.00
MUTTON AV.QLTY.	KG	658.33	658.75	575.00	600.00	680.36	500.00	600.00
CHICKEN FARM BROILER (LIVE)	KG	155.42	162.69	161.00	149.50	137.36	140.00	140.00
FISH-RAHU MEDIUM SIZE	KG	290.83	330.00	310.00	265.00	318.57	250.00	300.00
MILK FRESH (UNBOILED)	LTR.	83.33	89.06	72.50	72.50	77.21	60.00	77.50
CURD	KG.	93.75	104.38	77.50	75.00	83.04	70.00	87.50
MILK TETRA PACK 1/2 LTR.	PKT.	60.83	60.00	60.00	60.00	60.00	60.00	60.00
LACTOGEN 400 GRAMS	PKT.	435.00	435.00	435.00	435.00	425.00	435.00	430.00
POWDER MILK NIDO 400GM.	PKT	350.00	350.00	350.00	350.00	350.00	350.00	350.00
MILK POWDER LOOSE/PACKED	KG.	527.50	552.50	510.00	500.00	504.29	470.00	480.00
BUTTER LOCAL PACKED	50 GM.	25.00	25.00	27.00	35.00	32.00	25.00	30.00
EGGS FARM	DOZ	102.25	108.06	110.00	105.00	102.29	110.00	108.00
MUSTARD OIL AV.QLTY.	KG.	232.50	240.00	245.00	210.00	183.21	170.00	150.00
COOKING OIL (DALDA)	2.5LTR	520.00	520.00	520.00	520.00	520.00	510.00	545.00
COOKING OIL (PAKWAN) OTHER BRAND SPECIFY	2.5 LTR	425.00	432.50	445.00	450.00	520.00	510.00	530.00
VEGETABLE GHEE TIN	2.5KG.	505.00	505.00	505.00	505.00	490.00	505.00	505.00
VEGETABLE GHEE (LOOSE)	KG.	160.25	165.00	142.50	170.00	149.46	190.00	140.00
DATES AV.QLTY.	KG.	225.83	252.50	210.00	205.00	188.57	200.00	152.50
PISTACHIO AV.QLTY.	50 GM.	135.83	141.88	127.50	125.00	107.86	135.00	120.00
ALMONDS WHOLE AV.QLTY.	KG.	571.25	600.00	490.00	490.00	672.14	600.00	325.00
COCONUT DRY AV.QLTY.	KG.	324.17	350.00	290.00	325.00	322.50	290.00	280.00
RAISINS AV.QLTY.	50 GM.	23.50	26.50	23.50	22.50	30.43	20.00	20.00
GROUNDNUTS (WITH SHELL)	KG.	224.17	238.75	190.00	235.00	259.29	245.00	210.00
MALTA/MOSAMBI	DOZ	110.00	142.50	110.00	105.00	127.86	95.00	100.00
KINNU	DOZ	81.67	117.50	65.00	75.00	154.82	70.00	55.00
APPLE	KG	100.83	145.00	105.00	105.00	137.86	110.00	105.00
ALOO BUKHARA	KG	0.00	0.00	0.00	0.00	0.00	0.00	0.00
POMEGRANATE (ANNAR)	KG	199.17	225.00	175.00	155.00	306.43	150.00	147.50
GRAPES	KG	0.00	0.00	0.00	0.00	0.00	0.00	0.00
BANANAS	DOZ	90.00	105.63	80.00	55.00	64.64	55.00	52.50
MANGO KALMI	KG	0.00	0.00	0.00	0.00	0.00	0.00	0.00
GUAVA	KG	110.83	147.50	85.00	95.00	80.71	70.00	80.00
WATERMELON (TURBOOZ)	KG	0.00	0.00	0.00	0.00	0.00	0.00	0.00
MUSKMELON (KHARBOOZA)	KG	0.00	0.00	0.00	0.00	0.00	0.00	0.00
SWEETMELON (GARMA)	KG	0.00	0.00	0.00	0.00	0.00	0.00	0.00
PULSE MASOOR (WHOLE)	KG.	129.58	143.13	125.00	120.00	141.96	130.00	112.50
PULSE MASOOR (WASHED)	KG.	137.08	148.75	125.00	135.00	151.96	135.00	160.00
PULSE MOONG (WASHED)	KG.	162.50	180.00	162.50	165.00	161.07	155.00	165.00
PULSE MASH (WASHED)	KG.	161.25	175.00	165.00	180.00	176.96	170.00	170.00
PULSE GRAM	KG.	75.83	87.50	72.00	72.50	72.32	70.00	70.00
GRAM WHOLE BLACK AV QLTY.	KG.	76.25	85.00	67.00	75.00	67.32	70.00	70.00
GRAM WHOLE YELLOW AV.QLTY	KG.	117.50	123.75	102.50	105.00	68.21	110.00	100.00
BEANS (LAL LOBIA)	KG.	164.58	172.50	155.00	160.00	196.43	180.00	142.50
POTATOES	KG	47.92	52.50	26.50	35.00	41.96	32.50	40.00

Contd.

7.11 Intercity Consumer Prices December, 2014

Description	Unit	Rawalpindi	Islamabad	Attock	Jehlum	Lahore	Sahiwal	Gujranwala
ONION	KG	34.17	38.75	20.00	19.00	23.93	20.00	20.00
TURNIP	KG	36.25	43.75	20.00	27.50	33.75	20.00	20.00
RADISH	KG	31.25	40.00	20.00	22.50	28.04	20.00	30.00
TOMATOES	KG	52.50	63.75	60.00	57.50	48.93	42.50	50.00
CABBAGE	KG	42.08	46.25	40.00	35.00	45.36	45.00	40.00
CAULIFLOWER	KG	45.83	51.88	27.50	35.00	43.57	22.50	40.00
BRINJAL	KG	46.67	52.50	40.00	27.50	43.21	35.00	30.00
PUMPKIN	KG	0.00	0.00	0.00	0.00	0.00	0.00	0.00
BOTTLEGOURD	KG	0.00	0.00	0.00	0.00	0.00	0.00	0.00
LADY FINGER	KG	0.00	0.00	0.00	0.00	0.00	0.00	0.00
PEAS	KG	81.67	95.00	55.00	65.00	74.29	70.00	75.00
SPINACH	KG	24.58	28.13	27.50	20.00	28.04	17.50	30.00
TINDA	KG	0.00	0.00	0.00	0.00	0.00	0.00	0.00
TURAI	KG	0.00	0.00	0.00	0.00	0.00	0.00	0.00
KARAILA	KG	0.00	0.00	0.00	0.00	0.00	0.00	0.00
ARVI	KG	0.00	0.00	0.00	0.00	0.00	0.00	0.00
CHILLIES GREEN	KG	90.83	97.50	47.50	75.00	83.93	50.00	70.00
CARROT	KG	51.67	57.50	30.00	35.00	50.18	27.50	40.00
CUCUMBER (KHEERA)	KG	60.00	65.00	62.50	55.00	74.29	60.00	70.00
LEMON	250GM	29.58	39.38	13.50	15.00	28.04	20.00	40.00
SUGAR REFINED	KG.	56.83	58.50	57.00	55.50	55.29	53.00	53.50
GUR AV.QLTY	KG.	95.00	107.50	92.50	95.00	93.57	75.00	75.00
HONEY LANGANESE 500 GM.	BOTTLE	882.92	897.50	845.00	842.50	860.00	800.00	780.00
MILO 200 GM.	BOTTLE	205.00	205.00	205.00	205.00	218.18	220.00	173.33
CUSTARD POWDER RAFHAN 300 GM.	PKT	75.00	75.00	75.00	75.00	75.00	75.00	75.00
TOFFEE (HILAL)	EACH	1.00	1.00	1.00	1.00	1.00	2.00	1.00
CHOWKELATE CANDY (SMALL SIZE)	EACH	5.00	5.00	5.00	5.00	5.00	5.00	5.00
SWEETMEAT (MIXED)	KG	355.83	380.00	270.00	350.00	261.43	370.00	360.00
ICE CREAM WALLS	CUP.	40.00	40.00	40.00	40.00	40.00	40.00	40.00
ICE	KG	15.00	15.00	15.00	15.00	15.00	10.00	5.00
JAM AHMED/MITCHELLES	BOTTLE	140.00	140.00	140.00	140.00	135.00	140.00	130.00
SQUASH-MITCHELLES	BOTTLE	150.00	150.00	150.00	150.00	150.00	150.00	145.00
ROOH AFZA	BOTTLE	140.00	140.00	140.00	140.00	140.00	140.00	140.00
JAM-E-SHIREEN	BOTTLE	150.00	150.00	150.00	150.00	150.00	150.00	150.00
SAUNF	50 GM	19.00	19.00	15.50	17.50	20.00	15.00	20.00
CINAMON LOOSE AV. QLTY	50 GM.	22.58	23.00	23.00	35.00	29.29	20.00	22.50
CUMINSEED WHITE NATIONAL	50 GM.	52.00	52.00	52.00	52.00	50.00	50.00	52.00
PEPPER BLACK NATIONAL	50 GM.	96.00	96.00	96.00	96.00	96.00	96.00	96.00
CLOVES LOOSE AV.QLTY	50 GM.	94.58	97.50	105.00	95.00	93.21	115.00	100.00
CARDAMOM LARGE LOOSE AV.QLTY	50 GM.	138.75	141.88	165.00	155.00	172.14	180.00	160.00
CARDAMOM SMALL AV.QLTY	50 GM.	117.50	127.50	125.00	107.50	74.14	120.00	100.00
SALT-POWDERED (LAHORI) LOOSE	KG.	10.83	11.00	9.00	12.00	10.00	10.00	10.00
SALT POWDERED (NATIONAL/SHAN)	PKT	25.00	25.00	25.00	25.00	25.00	25.00	25.00
CHILLIES POWD.NATIONAL 200GM	PKT	105.00	105.00	105.00	105.00	105.00	105.00	105.00
CHILLIES POWDER LOOS	KG.	295.83	307.50	245.00	270.00	276.43	235.00	280.00
CORRIANDER SEED POWD.NATIONAL	PKT	88.00	88.00	88.00	88.00	90.00	78.00	88.00
CORRIANDER SEED (LOOSE)	KG.	232.92	248.75	290.00	275.00	295.36	320.00	260.00
TURMERIC POWD.NATIONAL 50GM	PKT.	35.00	35.00	35.00	35.00	35.00	35.00	35.00
CURRY POWD. NATIONAL 200 GM	PKT.	87.00	87.00	87.00	87.00	87.00	87.00	87.00
TOMATO KETCHUP AHMED/MITCHL	BOTTLE	97.50	97.50	105.00	95.00	85.00	85.00	80.00
PICKLES AHMED/MITCHELLES	BOTTLE	105.00	105.00	105.00	105.00	100.00	95.00	95.00
VINEGAR SYNTHETIC (SIRKA)	BOTTLE	100.00	100.00	77.50	75.00	80.00	80.00	70.00
GARLIC	KG	184.17	185.00	157.50	155.00	167.14	115.00	130.00
GINGER	KG	231.67	283.75	147.50	205.00	254.29	150.00	250.00
TAPAL DANEDAR TEA 200GM PACKET	PKT	126.32	126.32	126.32	126.32	126.32	126.32	113.68
TEA LIPTON YELLOW LABEL 200GM.	PKT.	128.42	128.42	128.42	128.42	128.42	128.42	128.42
TEA LOOSE KENYA AV.QLTY 250GM.	PKT.	131.79	132.50	147.50	135.00	116.07	132.50	160.00
COFFEE-NESCAFE 75 GM. **	BOTTLE	345.00	345.00	350.00	340.00	300.00	330.00	320.00
COLD DRINK (STANDARD SIZ)	BOTTLE	25.00	25.00	20.00	25.00	21.00	25.00	20.00
FRUIT JUICE TETRA PACK	PKT.	17.50	17.50	15.00	17.50	20.00	18.00	25.00
MINERAL WATER NESTLE 1.5 LTR	BOTTLE	48.50	48.50	48.50	48.50	45.00	50.00	45.00
CIGARETTES K-2 10'S **	PKT	45.00	45.00	45.00	44.00	45.00	46.00	45.00
CIGARETTES CAPSTAN 10'S **	PKT	50.00	50.00	50.00	48.50	50.00	50.00	50.00
CIGARETTES GOLD LEAF 20'S	PKT	100.00	100.00	100.00	98.00	100.00	100.00	100.00
CIGARETTES MORVEN GOLD 20'S	PKT	50.00	50.00	50.00	48.50	50.00	50.00	50.00
BETEL LEAVES	50GM.	88.33	90.63	72.50	65.00	73.39	50.00	50.00

Contd.

7.11 Intercity Consumer Prices December, 2014

Description	Unit	Rawalpindi	Islamabad	Attock	Jhelum	Lahore	Sahiwal	Gujranwala
BETEL NUTS	KG.	455.00	485.00	410.00	305.00	322.86	300.00	300.00
LONG CLOTH 57" GUL AHMED/AL-KARAM	METER	175.00	185.00	175.00	255.00	247.14	240.00	137.50
SHIRTING AV.QLTY.	METER	165.00	172.50	165.00	165.00	118.57	245.00	175.00
PANT CLOTH W & WEAR AV.QLTY	METER	412.92	396.25	412.50	385.00	277.14	475.00	355.00
LAWN PRINTED GUL AHMED/AL-KARAM	METER	252.50	265.00	250.00	235.00	261.07	387.50	205.00
GEORGETTE AV.QLTY	METER	152.50	155.00	152.50	145.00	110.54	110.00	132.50
LINEN AV.QLTY ***	METER	153.75	161.25	155.00	155.00	160.18	225.00	112.50
HEAVY WT SUITING LAWERNCPUR AVG QLTY	METER	1425.00	1425.00	1425.00	1425.00	1375.00	1100.00	1050.00
HEAVY WT SUITING LAWERNCPUR SUP QLTY	METER	1825.00	1825.00	1825.00	1825.00	1975.00	1250.00	2350.00
TROPICAL SUITING LAW.PUR	METER	1325.00	1325.00	1325.00	1325.00	1050.00	1050.00	925.00
PANT BOY 24"/26" LENGTH.	EACH	525.00	550.00	537.50	512.50	350.71	562.50	625.00
SHIRT BOY 24"/26" LENGTH	EACH	359.58	375.00	362.50	375.00	331.79	425.00	425.00
SCHOOL UNI. PANT,SHIRT BOYS	SUIT	510.00	545.63	525.00	540.00	523.21	700.00	975.00
SCHOOL UNI. KAMEEZ,SHAL.BOYS	SUIT	507.92	550.00	512.50	482.50	448.21	475.00	925.00
SCHOOL UNI. KAMEEZ,SHAL.GIRL	SUIT	475.00	471.88	485.00	455.00	471.43	437.50	925.00
FROCK W/WEAR GIRLS	EACH	1837.50	1868.75	1825.00	1162.50	1078.57	1100.00	925.00
AWAMI-SUIT W & W(BOY) 24"/26	SUIT	1783.33	1825.00	1675.00	1275.00	939.29	1550.00	1125.00
AWAMI-SUIT W&W (GENTS)AV.QLTY	SUIT	1854.17	1893.75	1750.00	1600.00	1060.71	1550.00	1125.00
PULLOVER GENTS OXFORD/BON.	EACH	2950.00	2950.00	2950.00	2935.00	2890.00	2820.00	3050.00
PULLOVER LADIES OXFORD/BON.	EACH	2950.00	2950.00	2950.00	2935.00	2970.00	2540.00	2850.00
PULLOVER (GENTS) OTHERS A.QTY	EACH	1141.67	1156.25	1100.00	875.00	967.86	850.00	525.00
SECOND-HAND COAT FOR MEN	EACH	500.00	500.00	425.00	437.50	576.79	362.50	550.00
SECONDHAND SWEETER FOR MEN DUP QLTY	EACH	302.08	0.00	235.00	167.50	467.86	275.00	600.00
SECONDHAND WINTER JACKET	EACH	575.00	0.00	475.00	462.50	617.86	375.00	650.00
UNDERWEAR AV.QLTY MEDIUM SIZE	EACH	191.67	195.00	165.00	182.50	140.54	150.00	125.00
VEST FOR MEN AV.QLTY.	EACH	194.17	195.00	155.00	182.50	146.07	160.00	125.00
VEST/SHAMEEZ (WOMEN) AVG. QLTY	EACH	213.33	220.00	205.00	145.00	198.21	175.00	142.50
SOCKS NYLON (PAKISTANI)	PAIR	89.58	102.50	77.50	87.50	90.71	115.00	110.00
BRASSIER AV.QLTY.	EACH	234.17	240.00	190.00	105.00	125.36	210.00	172.50
BRASSIER SUP QLTY	EACH	536.25	579.38	500.00	305.00	607.14	542.50	335.00
DOPATTA GEORGETTE AV.QLTY.	EACH	350.00	362.50	327.50	325.00	317.86	275.00	275.00
DOPATTA COTTON AV GLTY	EACH	316.25	337.50	290.00	225.00	158.57	190.00	185.00
CHADDAR (W/WEAR) (2x2.5 MTR)	EACH	392.92	418.75	387.50	412.50	329.46	375.00	275.00
LUNGI/DHOTI(COTTON) AVG. QLTY	EACH	406.67	420.63	375.00	205.00	231.07	375.00	205.00
HANDKERCHIEF AVG. QLTY PAK	EACH	28.75	32.50	27.50	22.50	25.71	50.00	50.00
HANDKERCHIEF SUP. QLTY PAK	EACH	41.25	49.69	37.50	32.50	37.50	75.00	75.00
GLOVES AV QLTY	PAIR	155.00	157.50	155.00	145.00	73.21	105.00	105.00
AZARBAND COTTON AVG. QLTY	EACH	17.50	17.50	17.50	22.50	15.36	20.00	25.00
SEWING THREAD/REEL(ASLI PARI)	EACH	9.00	9.00	7.50	9.00	6.00	6.00	6.00
WASHING CHARGES PAINT & SHIRT	SUIT	90.00	90.00	90.00	175.00	53.21	130.00	175.00
DRY CLEANING SUIT COAT PANT	SUIT	583.33	593.75	280.00	475.00	370.00	337.50	400.00
WASHING CH. (KAMIZ-SHALWAR)	PAIR	89.17	90.00	60.00	90.00	51.07	80.00	120.00
TAILORING SHIRT	EACH	366.67	387.50	275.00	475.00	333.04	400.00	300.00
TAILORING CHARGES PANT (MEN)	EACH	762.50	812.50	475.00	750.00	478.57	675.00	425.00
TAILORING COAT-PANT SUIT	SUIT	3466.67	3562.50	2900.00	3150.00	4360.71	4250.00	3050.00
TAILORING AWAMI-SUIT (MALE)	SUIT	570.83	643.75	475.00	562.50	462.50	575.00	475.00
TAILORING SUIT FEMALE	SUIT	479.17	550.00	375.00	475.00	439.29	450.00	425.00
GENTS SHOES PAUL BATA	PAIR	1199.00	1199.00	1199.00	1199.00	1199.00	1199.00	1199.00
GENTS SANDAL BATA	PAIR	699.00	699.00	699.00	699.00	699.00	699.00	699.00
GENTS SPOUNG CHAPPAL BATA	PAIR	179.00	179.00	179.00	179.00	179.00	179.00	179.00
LADIES SANDAL BATA	PAIR	499.00	499.00	499.00	499.00	499.00	499.00	499.00
LADIES SPOUNG CHAPPAL BATA	PAIR	179.00	179.00	179.00	179.00	179.00	179.00	179.00
CHILD SHOE POWER LITE BATA	PAIR	599.00	599.00	599.00	599.00	599.00	599.00	599.00
GENTS SHOE, ART 1109 SERVICE	PAIR	999.00	999.00	999.00	999.00	999.00	999.00	999.00
NYLON JOGGER 27 SIZE 2-5 ***	PAIR	1299.00	1299.00	1299.00	1299.00	1299.00	1299.00	1299.00
CHINA FOOT WEAR AV. QLTY (MALE) *	PAIR	925.00	975.00	825.00	825.00	744.64	450.00	450.00
CHINA FOOT WEAR AV. QLTY (FEMALE) *	PAIR	825.00	875.00	825.00	675.00	637.50	500.00	350.00
CHINA FOOT WEAR AV. QLTY (CHILDREN) *	PAIR	783.33	825.00	625.00	675.00	483.93	450.00	320.00
SHOE REPAIR HALF SOLE	PAIR	121.67	125.00	105.00	115.00	105.00	100.00	95.00
SHOES POLISH CHARGES AVERAGE SHOP	PAIR	20.00	20.00	20.00	20.00	15.00	15.00	15.00
HOUSE RENT (combined)	MONTH	12257.00	44382.00	4038.00	5586.00	12336.00	7127.00	4718.00
rent 2	pm	12257.00	44382.00	4038.00	5586.00	12336.00	7127.00	4718.00
RENT3	PM	12257.00	44382.00	4038.00	5586.00	12336.00	7127.00	4718.00
RENT4	PM	12257.00	44382.00	4038.00	5586.00	12336.00	7127.00	4718.00
RENT5	PM	12257.00	44382.00	4038.00	5586.00	12336.00	7127.00	4718.00
RENT6	PM	12257.00	44382.00	4038.00	5586.00	12336.00	7127.00	4718.00

Contd.

7.11 Intercity Consumer Prices December, 2014

Description	Unit	Rawalpindi	Islamabad	Attock	Jehlum	Lahore	Sahiwal	Gujranwala
SYNTHETIC ENEMAL ROBIALAC BALTI 3.64 LTR.	EACH	1770.00	1770.00	1830.00	1825.00	1935.00	1650.00	1790.00
SYNTHETIC ENEMAL ICI BALTI 3.64 LTR.	EACH	1810.00	1810.00	1850.00	1900.00	1935.00	2050.00	2138.00
CEMENT (LOCAL) SPECIFY BRAND NAME	BAG	512.50	517.50	502.50	510.00	512.50	500.00	515.00
BRICKS (NEW) IST CLASS	P/1000	8900.00	8900.00	7750.00	7000.00	8650.00	6000.00	8500.00
CEMENT BLOCKS (6"x8"x12")	P/100	0.00	0.00	0.00	0.00	0.00	0.00	0.00
BAJREE	100CFT	3650.00	3650.00	3525.00	3450.00	5750.00	5000.00	5500.00
SAND (BLACK PIT SAND)	K100CFT	2950.00	2950.00	1475.00	2295.00	2557.14	3200.00	2650.00
TIMBER SHESHAM LOG IST QUALITY	cutbmt.	66215.00	66215.00	66215.00	64890.50	64547.50	60027.00	50323.50
IRON BAR (M.S. BAR) 1/2"	P/TON	80500.00	80500.00	75250.00	79750.00	81500.00	83500.00	81000.00
CARPANTER WAGE RATE	P/DAY	1000.00	1000.00	725.00	775.00	780.36	675.00	737.50
MASON (RAJ) WAGE RATE	P/DAY	1000.00	1000.00	750.00	775.00	826.79	675.00	825.00
UNSKILLED LABOUR WAGE RATE	P/DAY	600.00	600.00	450.00	450.00	600.00	400.00	475.00
PLUMBER WAGE RSTE	P/DAY	1000.00	1000.00	725.00	775.00	776.79	0.00	675.00
ELECTICIAN WAGE RATE PER DAY	P/DAY	0.00	0.00	0.00	0.00	778.57	100.00	700.00
ELECTICIAN WAGE RATE PER POINT	P/PNT	175.00	190.00	135.00	145.00	142.50	100.00	127.50
WATER CHARGES PER HOUSE	P/MONTH	139.00	96.00	80.00	80.00	300.00	30.00	100.00
ELECT.CHARGES UPTO 50 UNITS	P/UNIT	2.00	2.00	2.00	2.00	2.00	2.00	2.00
ELECT.CHARGES 01 - 100 UNIT	P/UNIT	5.79	5.79	5.79	5.79	5.79	5.79	5.79
ELECT.CHARGES 101 - 300 UNIT	P/UNIT	9.90	9.90	9.90	9.90	9.90	9.90	9.90
ELECT.CHARGES 301 - 1000 UNIT	P/UNIT	15.63	15.63	15.63	15.63	15.63	15.63	15.63
ELECT.CHARGES ABOVE 1000 UNIT	P/UNIT	17.71	17.71	17.71	17.71	17.71	17.71	17.71
ELEC	PM	10.21	10.21	10.21	10.21	10.21	10.21	10.21
GAS CHRNG upto 3.3719 MMBUT	MMBTU	124.18	124.18	124.18	124.18	124.18	124.18	124.18
GAS CHRNG 3.3719 - 6.7438 MMBUT	MMBTU	248.37	248.37	248.37	248.37	248.37	248.37	248.37
GAS CHRNG 6.7438 - 10.1157 MMBUT	MMBTU	248.37	248.37	248.37	248.37	248.37	248.37	248.37
GAS CHRNG10.1157 - 13.4876 MMBUT	MMBTU	620.91	620.91	620.91	620.91	620.91	620.91	620.91
GAS	PM	620.91	620.91	620.91	620.91	620.91	620.91	620.91
GAS	PM	372.55	372.55	372.55	372.55	372.55	372.55	372.55
KEROSENE OIL	LTR	100.00	105.00	100.00	97.50	95.50	112.00	101.50
FIREWOOD WHOLE	40 KG.	683.33	760.00	510.00	600.00	731.43	450.00	700.00
CHAIR SHESHAM WOOD WITH ARMS	EACH	3258.33	3387.50	2600.00	2750.00	1471.43	3250.00	2250.00
CHAIR PLASTIC (CHAIRMAN) AVERAGE QUALITY	EACH	725.00	725.00	725.00	825.00	725.00	775.00	525.00
TABLE SHESHAM WOOD (4X2X5")	EACH	5250.00	5250.00	4650.00	3750.00	8785.71	6500.00	10250.00
SOFASET WOODEN WITH FOAM SEAT	SET	19500.00	20750.00	19000.00	15750.00	15482.14	23000.00	17750.00
COT IRON (WITH NIWAR)AV.QLTY.	EACH	1966.67	2087.50	1800.00	1550.00	2500.00	2200.00	1650.00
ALMIRAH (STEEL) 6'X3' 20 GUAGE	EACH	8558.33	8750.00	8200.00	7750.00	9964.29	12000.00	9300.00
DINNING TABLE 6 CHAIRS A.QLTY	SET	20666.67	23125.00	19000.00	19500.00	17357.14	27000.00	25000.00
SINGLE BED WITHOUT FOAM MED.	EACH	4900.00	4900.00	4750.00	4750.00	7928.57	10500.00	10500.00
MATRESS SINGLE(4"THICK)	EACH	4900.00	4900.00	4900.00	4800.00	5000.00	5700.00	5000.00
FARSHI DARI 12'X9' AV.QLTY	EACH	1766.67	1793.75	1550.00	1025.00	1607.14	1200.00	925.00
DARI COTTON (6'x2 1/2) AV.QL	EACH	831.67	846.88	687.50	375.00	459.64	1000.00	450.00
CARPET PLAIN AV. QLTY	SQFT.	28.92	29.00	25.50	32.50	37.50	35.00	37.50
QUILT (LIHAF) 3 KG. COTTON	EACH	975.00	1031.25	875.00	625.00	1039.29	1200.00	1025.00
BLANKET (90" x 54")	EACH	4000.00	4075.00	3100.00	2950.00	5000.00	3800.00	2900.00
BEDSHEET SINGLE BED SUP.QLTY	EACH	514.58	546.88	475.00	475.00	546.43	550.00	475.00
BED SHEET DOUBLE WITH TWO PILLOW COVERS SUP QLTY	SET	1162.50	1225.00	1225.00	1025.00	932.14	1000.00	1150.00
TOWEL(3'x2') AV. QALTY	EACH	346.67	348.75	265.00	262.50	276.43	300.00	175.00
CEILING FAN 48" SUPER QLTY	EACH	3175.00	3175.00	3275.00	2800.00	2750.00	3495.00	2700.00
PEDESTAL FAN 22" SUPER QLTY	EACH	3475.00	3475.00	3700.00	3525.00	4000.00	5260.00	4100.00
REFG. DAWLENCE 10 CFT. D.DOOR	EACH	30500.00	30500.00	29900.00	30000.00	35000.00	29900.00	29500.00
D-FREEZER WAVES 8 CFT.	EACH	29900.00	29900.00	29650.00	29900.00	28000.00	28500.00	29200.00
AIRCONDITIONER 1.5 TON PEL	EACH	41000.00	41000.00	41000.00	42400.00	40000.00	42000.00	40000.00
SPLIT AIR CONDITIONER 1.5 TON (SPECIFY BRAND NAME)	EACH	41500.00	41500.00	41000.00	42500.00	48000.00	46000.00	41000.00
AIRCOOLER SUPER ASIA	EACH	8500.00	8500.00	11600.00	12250.00	13500.00	10000.00	12000.00
WASHING MACHINE SINGER	EACH	15600.00	15600.00	16100.00	15600.00	15600.00	15600.00	15600.00
SEWING MACHINE(SINGER)	EACH	5860.00	5860.00	5860.00	5860.00	6260.00	6260.00	5710.00
GIZER LARGE SIZE 30 GALLON CAPACITY SUP QLTY	EACH	21400.00	21400.00	21500.00	14250.00	20900.00	21400.00	13200.00
GAS BURNER DOUBLE SPFY.BRAND	EACH	1920.83	2050.00	1750.00	1850.00	1550.00	1250.00	1300.00
ELECT. IRON PHILIPS MDL.1120	EACH	1900.00	1900.00	1900.00	1775.00	1300.00	2750.00	2200.00
ELECTRIC JUICER FOR APPLE	EACH	7550.00	7550.00	7100.00	7375.00	13000.00	9250.00	4200.00
S.STEEL DEGHCHI MEDIUM SIZE	EACH	641.67	650.00	515.00	612.50	735.71	475.00	1185.00
ALUMINIUM COOKING PAN (DEGCHI) MED SIZE	EACH	577.08	612.50	490.00	575.00	664.29	450.00	928.00
NON STICK COOKING PAN (DEGCHI) SUP. QLTY	EACH	985.42	1012.50	725.00	925.00	1085.71	1050.00	1550.00
FRYING PAN STEEL AVG. QLTY MED. SIZE	EACH	462.50	487.50	375.00	375.00	630.36	450.00	575.00
TAWA IORN (MEDIUM SIZE) AVG. QLTY	EACH	290.00	323.75	240.00	255.00	482.14	475.00	412.50
S.STEEL PLATE A.QLTY.(M.SIZE)	EACH	85.83	82.50	72.50	55.00	78.93	60.00	110.00

Contd.

7.11 Intercity Consumer Prices December, 2014

Description	Unit	Rawalpindi	Islamabad	Attock	Jhelum	Lahore	Sahiwal	Gujranwala
TABLE SPOON S.STEEL SUP.QLTY.	DOZEN	386.25	384.38	290.00	375.00	366.07	450.00	575.00
WATER SET JUG+6 GLASSES (OMROC)	SET	406.67	410.00	362.50	385.00	730.36	400.00	350.00
TEA SET PAK. CHINAWARE 21 PCS.	SET	2229.17	2250.00	1900.00	1825.00	1557.14	2200.00	1550.00
DINNER SET PLASTIC 72 PIECES SUPERIOR QLTY	SET	7408.33	7650.00	6650.00	4250.00	5785.71	6000.00	5900.00
HOTPOT SET PLASTIC 3 PCS.	SET	1616.67	1625.00	1450.00	1375.00	1510.71	1275.00	1150.00
BUCKET(BALTI) PLASTIC MED.SIZ	EACH	257.50	273.75	245.00	315.00	478.57	300.00	300.00
LOTA PLASTIC (MED SIZE) AVERAGE QUALITY	EACH	62.92	73.13	42.50	37.50	49.64	75.00	40.00
PRESURE COOKER 4 LTR.	EACH	1775.00	1775.00	1575.00	1675.00	1540.00	1200.00	1750.00
WATER COOLER 9/10 LTR.PLASTIC ***	EACH	605.42	625.00	475.00	512.50	512.50	650.00	700.00
THERMOS STARVAC 1 LTR	EACH	487.50	525.00	475.00	437.50	400.00	450.00	600.00
BULB PHILIPS 100-WATTS	EACH	35.00	35.00	27.50	35.00	35.00	33.50	30.00
TUBE LIGHT PHILIPS 40 WATTS	EACH	100.00	100.00	110.00	110.00	100.00	95.00	100.00
ELECTRIC BLUBS "0" WATTE LOCAL	EACH	27.50	27.50	27.50	25.00	15.00	25.00	18.00
ELECTRIC BLUB ENERGY SAVER 14 WATTS	EACH	167.50	167.50	165.00	167.50	165.00	160.00	160.00
WASHING SOAP 250 GMS SPECIFY BRAND NAME	EACH	40.00	40.00	40.00	40.00	40.00	40.00	30.00
SURF EXCEL 400 GMS POLY BAG	EACH	125.00	125.00	125.00	125.00	125.00	125.00	125.00
WASHING POWDER 1000 GRM	EACH	185.00	185.00	185.00	185.00	185.00	185.00	185.00
WASHING POWDER (WHEEL/ BONUS) 100 GRAMS	EACH	125.00	125.00	125.00	125.00	95.00	95.00	95.00
CLEANSER POWDER VIM 1000 GM	PKT.	77.78	77.78	77.78	77.78	77.78	77.78	66.67
FINIS 500 ML	BOTTLE	237.50	237.50	237.50	237.50	218.75	196.87	193.75
PHNYLE TYPHONE/FINIS/CARRANITE 3 LITRES	BOTTLE	169.09	169.09	169.09	169.09	145.00	150.00	130.00
HARPIC	BOTTLE	135.00	135.00	135.00	135.00	135.00	135.00	135.00
BOOT POLISH CHERRY/KIWI 50ML	EACH	111.11	111.11	111.11	111.11	100.00	111.11	111.11
ROBIN BLUE (35 GRAMS)	PKT.	45.00	45.00	45.00	45.00	45.00	45.00	45.00
TISSU PAPER PERFUMED 100 PCS.	PKT.	100.00	100.00	100.00	100.00	115.00	95.00	95.00
TOILET PAPER ROLL (R.PETEL)	P/ROLL	38.00	38.00	38.00	38.00	38.00	38.00	38.00
BOOT POLISH LIQUID CHEERY BLOSSOM KIWI 75 ML	BOTTLE	140.00	140.00	140.00	140.00	140.00	140.00	140.00
MATCH BOX SMALL	EACH	1.00	1.00	1.00	1.00	1.00	2.00	2.00
DRY CELL 1.5 VOLT(LOCAL)	EACH	30.00	30.00	30.00	22.50	25.00	30.00	15.00
HAND STITCHING NEEDLE M.SIZE	PACKET	10.00	10.00	7.75	9.00	7.50	10.00	5.00
SEWING MACHINE NEEDLE (SINGER)	EACH	5.00	5.00	5.00	5.00	10.00	5.00	6.00
HOUSEHOLD SERVANT FEMALE P/T	P/MNTH	1666.67	1900.00	1300.00	1600.00	1792.86	1500.00	1550.00
MARRIAGE HALL WITH FURNITURE	P/HEAD	146.25	155.00	125.00	125.00	143.57	150.00	105.00
SEPTRAN TABLETS	10TAB.	16.00	16.00	16.00	16.00	16.10	16.50	16.00
BRUFEN TABS 200-MG.	10TAB.	10.00	10.00	10.00	10.00	10.00	10.00	10.00
PANADOL TAB. EXTRA/PLAIN	10TAB.	10.00	10.00	10.00	10.00	10.00	10.00	10.00
DISPRIN TAB.	10TAB.	10.00	10.00	10.00	10.00	10.00	10.00	10.00
TRISIL TAB.	10 TAB	10.00	10.00	10.00	10.00	10.00	10.00	10.00
FLAGYL TAB. 200 MG.	10TAB.	10.00	10.00	10.00	10.00	10.00	10.00	10.00
VENTOLIN TAB. 2MG.	10TAB.	9.00	9.00	9.00	9.00	9.00	9.00	9.00
DAONIL TAB. 5 MG.	10TAB.	17.00	17.00	17.00	17.00	17.00	17.00	17.00
ENTOX TAB.	10TAB.	10.00	10.00	10.00	10.00	10.00	10.00	10.00
RENITEC TAB. 5 MG.	10TAB.	59.00	59.00	59.00	59.00	59.00	59.00	59.00
CAC. 1000 TAB	BOTTLE	122.00	122.00	122.00	122.00	122.00	122.00	122.00
AMOXIL CAPSOLE 250 MG.S	10CAP.	36.00	36.00	36.00	36.00	36.00	36.00	36.00
CALCIUM SYRUP SANDOZ	BOTTLE	64.00	64.00	64.00	64.00	64.00	64.00	64.00
LEDERPLEX SYRUP	BOTTLE	35.00	35.00	35.00	35.00	35.00	35.00	35.00
SANCOS SYRUP (50 ML.)	BOTTLE	30.00	30.00	30.00	30.00	30.00	30.00	30.00
PHENERGAN SYRUP 120 ML.	BOTTLE	33.00	33.00	33.00	33.00	33.00	33.00	33.00
CALPOL SYRUP 60 ML.	BOTTLE	28.00	28.00	28.00	28.00	28.00	28.00	28.00
HYDRYLLIN SYRUP 120 ML.	BOTTLE	65.00	65.00	65.00	65.00	65.00	65.00	65.00
POLYFAX EYE OINTMENT	TUBE	21.00	21.00	21.00	21.00	21.00	21.00	21.00
BETNESOL EYE DROPS	BOTTLE	33.89	33.89	33.89	33.89	33.89	33.89	33.89
EAR DROPS (CARDISPORINE) ***	BOTTLE	21.00	21.00	21.00	21.00	21.00	21.00	21.00
BETNOVATE-N OINTMENT 5 GMS	TUBE	16.00	16.00	16.00	16.00	16.00	16.00	16.00
BURNOL CREAM 30 GRM	TUBE	16.00	16.00	16.00	16.00	16.00	16.00	16.00
VICKS VAPORUB/BALM	BOTTLE	36.00	36.00	36.00	36.00	36.00	36.00	36.00
GLYCRINE SMALL BOTTLE	BOTTLE	28.00	28.00	22.50	25.00	35.00	25.00	17.00
JOUHAR JOSHANDA	PKT.	8.00	8.00	8.00	8.00	6.00	8.00	7.00
GALXOS-D (450 GRMS)	PKT.	168.75	168.75	168.75	168.75	157.50	157.50	157.50
GRIPE-WATER WOODWARDS	BOTTLE	55.00	55.00	55.00	55.00	50.00	55.00	50.00
SANIPLAST ONE PUTTY	EACH	2.00	2.00	2.00	2.00	2.00	2.00	1.50
O.R.S. (NIMCOL)	PKT.	17.00	17.00	17.00	17.00	17.00	15.00	15.00
DETTOL (MEDIUM)	BOTTLE	46.80	46.80	46.80	46.80	46.80	46.80	46.80
COTTON BANDAGE 2" - 4"	EACH	9.00	9.00	8.00	9.00	8.00	9.00	5.00
THERMOMETER CHINA	EACH	45.00	45.00	50.00	47.50	42.50	45.00	30.00

Contd.

7.11 Intercity Consumer Prices December, 2014

Description	Unit	Rawalpindi	Islamabad	Attock	Jehlum	Lahore	Sahiwal	Gujranwala
DOCTOR (MBBS) CLINIC FEE	P/PAT.	166.67	175.00	110.00	125.00	100.00	250.00	75.00
URINE TEST (DR) CHARGES	P/TEST	150.00	161.25	80.00	90.00	130.00	100.00	100.00
BLOOD TEST (CP) CHARGES	P/TEST	325.00	325.00	200.00	250.00	425.00	225.00	300.00
SUGAR TEST (RANDOM/FASTING BOTH) CHARGES	P/TEST	155.00	200.00	170.00	197.50	150.00	110.00	200.00
ECG CHARGES	P/TEST	264.58	312.50	150.00	250.00	275.00	225.00	200.00
X-RAY (CHEST) CHARGES	P/X-RAY	333.33	375.00	275.00	375.00	375.00	300.00	400.00
CAR SUZUKI 800 CC (W/O. A/C)	EACH	659800.00	659800.00	659800.00	659800.00	637000.00	625000.00	645000.00
CAR SUZUKI 1000 CC	EACH	1081300.00	1081300.00	1081300.00	1081300.00	1065000.00	1034000.00	1060000.00
CAR TOYOTA 1300 CC	EACH	1682000.00	1682000.00	1677000.00	1682000.00	1790500.00	1645500.00	1570000.00
CAR HONDA CIVIC	EACH	2145500.00	2145500.00	2145500.00	2145500.00	2147000.00	1662000.00	2027500.00
MOTORCYCLE HONDA CD-70.	EACH	69900.00	69900.00	69900.00	69900.00	69900.00	69900.00	69900.00
MOTORCYCLE YAMAHA 100CC.	EACH	79300.00	79300.00	79300.00	79300.00	79300.00	79300.00	79300.00
MOTOR CYCLE HERO 70 CC	EACH	44500.00	45000.00	46750.00	48000.00	49000.00	47500.00	42500.00
BICYCLE WITH TYRES & TUBES	EACH	7900.00	7900.00	7900.00	7200.00	7000.00	7100.00	7200.00
TYRE CAR WITH TUBE GENERAL	EACH	3375.00	3375.00	3375.00	3450.00	3000.00	3100.00	3300.00
TYRE MOTOR CYCLE WITHOUT TUBE	EACH	1137.50	1137.50	1250.00	1135.00	1420.00	1215.00	1250.00
TYRE CYCLE SPECIFY BRAND NAME	EACH	345.83	355.00	370.00	387.50	330.00	350.00	330.00
TYRE CAR W/O TUBE	EACH	3275.00	3275.00	3275.00	3275.00	2700.00	3200.00	3000.00
PETROL SUPER	LITRE	84.53	84.53	84.53	84.53	84.53	84.53	84.53
HIGH SPEED DIESEL HSD	LITRE	94.09	94.09	94.09	94.09	94.09	94.09	94.09
CNG	K.G.	76.35	76.35	76.35	0.00	71.50	71.50	71.50
GAS CYLINDER STAND. SIZE	EACH	1490.00	1500.00	1320.00	1340.00	1320.00	1400.00	1265.00
MOTOR CYCLE SERVICE CHARGES	EACH	306.67	310.00	290.00	250.00	200.00	150.00	280.00
CAR SERVICE CHARGES	EACH	337.50	375.00	325.00	275.00	300.00	300.00	250.00
TYRE PUNCTURE CHARGES	EACH	65.00	65.00	40.00	70.00	62.50	50.00	50.00
CYCLE OVERHAULING CHARGES	EACH	783.33	825.00	290.00	375.00	319.64	300.00	160.00
CAR TAX FOR 800CC TO 1300CC	YEARLY	2650.00	432.00	2650.00	2650.00	2650.00	2650.00	2650.00
TRAIN FARE ECO. 1-100 KM.	P/KM.	0.71	0.71	0.71	0.71	0.71	0.71	0.71
TRAIN FARE ECO. 101-500 KM.	P/KM.	1.02	1.02	1.02	1.02	1.02	1.02	1.02
TRAIN FARE ECO. > 500 KM.	P/KM.	0.93	0.93	0.93	0.93	0.93	0.93	0.93
TRAIN FARE IST SLP. 1-100KM	P/KM.	2.18	2.18	2.18	2.18	2.18	2.18	2.18
TRAIN FARE IST SLP.101-500 KM	P/KM.	2.69	2.69	2.69	2.69	2.69	2.69	2.69
TRAIN FARE IST SLP. > 500 KM	P/KM.	2.07	2.07	2.07	2.07	2.07	2.07	2.07
TRAIN FARE A/C SLP. 1-100KM.	P/KM.	5.99	5.99	5.99	5.99	5.99	5.99	5.99
TRAIN FARE A/C SLP.101-500KM	P/KM.	4.77	4.77	4.77	4.77	4.77	4.77	4.77
TRAIN FARE A/C SLP > 500KM.	P/KM.	4.32	4.32	4.32	4.32	4.32	4.32	4.32
PLATFORM TICKET	EACH	10.00	10.00	10.00	10.00	10.00	10.00	10.00
AUTO RICKSHAW FARES	KM/MIN	75.00	0.00	45.00	75.00	50.00	70.00	60.00
FULL TONGA CHARGES	KM/MIN	0.00	0.00	0.00	0.00	65.00	90.00	50.00
TAXI 4 SEATER FARE	KM/MIN	110.00	110.00	75.00	0.00	100.00	100.00	100.00
BUS FARE MIN (WITHIN CITY)	TICKET	13.00	13.00	0.00	13.00	12.00	0.00	10.00
BUS FARE MAX (WITHIN CIT	TICKET	25.50	25.50	0.00	25.50	24.00	0.00	20.00
BUS FARE OUTSIDE CITY	P/KM.	0.93	0.93	0.93	0.93	0.93	0.93	0.93
A/C BUS FARE OUTSIDE CITY	P/KM.	1.64	1.64	1.64	1.64	2.25	1.55	1.45
MINIBUS FARE MIN.WITH IN CITY	TICKET	13.00	13.00	0.00	0.00	15.00	0.00	10.00
MINIBUS FARE MAX.WITH IN CITY	TICKET	25.50	25.50	0.00	0.00	40.00	0.00	20.00
SUZUKI FARE MIN.WITH IN CITY	TICKET	13.00	13.00	10.00	0.00	14.00	0.00	10.00
SUZUKI FARE MAXIMUM W.IN CITY	TICKET	20.00	20.00	10.00	10.00	25.00	0.00	20.00
AIR FARE ECONOMY CLASS.	P/KM.	19.26	19.26	0.00	0.00	19.26	0.00	0.00
POSTAL ENVELOPE DOMESTIC	EACH	8.00	8.00	8.00	8.00	8.00	8.00	8.00
ENVELOPE FOR SAUDI ARABIA	EACH	50.00	50.00	50.00	50.00	50.00	50.00	50.00
POSTAL REGISTRATION CHARGES	EACH	28.00	28.00	28.00	28.00	28.00	28.00	28.00
U.M.S. REG CHARGES MIN.	EACH	58.00	58.00	58.00	58.00	58.00	58.00	59.00
T.C.S. CH. MIN.WITH IN ZONE	EACH	150.00	150.00	150.00	150.00	110.00	150.00	110.00
TELEPHONE CHARGES LOCAL CALL	P/CALL	3.94	3.94	3.94	3.94	3.94	3.94	3.94
TEL CHARGES OUT SIDE CITY	P/CALL	3.94	3.94	3.94	3.94	3.94	3.94	3.94
INTERNET CHARGES	P/HOUR	27.50	27.50	27.50	50.00	15.00	12.00	20.00
MOBILE CELL CHARGES	P/UNIT	3.00	3.00	3.00	3.00	2.50	3.00	3.00
FAX CHARGES (LOCAL)	P/PAGE	12.50	12.50	12.50	12.50	10.00	20.00	30.00
TELEPHONE SET AV. QLTY	EACH	625.00	725.00	550.00	825.00	775.00	650.00	450.00
MOBILE SET NOKIA/SONY/ERICSON/SAMSUNG WITHOUT CAMERA	EACH	2133.33	2175.00	2125.00	2450.00	2700.00	2200.00	2825.00
T.V. 20" COLORED WEGA H-A21.	EACH	18108.33	18200.00	18100.00	18100.00	20500.00	18900.00	15000.00
T.V 20" COLOR CHINA/KORIA)	EACH	14250.00	14250.00	14250.00	14250.00	6500.00	13500.00	7000.00
V.C.P. PANASONIC/LG/NAT	EACH	5900.00	5900.00	5550.00	5750.00	4200.00	0.00	0.00
DVD/VCD PLAYER PANASONIC/LG	EACH	3750.00	3750.00	3550.00	3750.00	6542.86	4500.00	4600.00
RADIO WITH C.PLAYER NATIONAL	EACH	2150.00	2150.00	2150.00	2050.00	1825.00	1800.00	2262.50

Contd.

7.11 Intercity Consumer Prices December, 2014

Description	Unit	Rawalpindi	Islamabad	Attock	Jehlum	Lahore	Sahiwal	Gujranwala
PERSONNEL COMPUTER (BRANDED)	EACH	69250.00	69250.00	69250.00	69500.00	53000.00	37000.00	37400.00
VID. CASSETTE BLK. TDK/SONY	EACH	144.17	145.00	135.00	175.00	122.50	155.00	0.00
COM. C.D. (TDK/IMATION)	EACH	56.67	59.38	75.00	75.00	37.14	60.00	35.00
TAPE RECORDER CASSETTE BLANK	EACH	42.50	47.50	42.50	47.50	40.00	65.00	35.00
VIDEO GAME SEGA 16 BYTE	EACH	1150.00	1150.00	1175.00	1050.00	1200.00	1650.00	1050.00
CINEMA A/C. HIGH CLASS	TICKET	100.00	0.00	0.00	0.00	115.71	0.00	80.00
CINEMA NON-A/C HIGH CLASS	TICKET	50.00	0.00	0.00	0.00	72.86	50.00	60.00
CABLE CHARGES	PER MON1	325.00	325.00	275.00	300.00	275.00	200.00	300.00
TV.LICENCE FEE DOMESTIC	YEARLY	420.00	420.00	420.00	420.00	420.00	420.00	420.00
ENGLISH BOOK CLASS V1	EACH	77.00	77.00	77.00	77.00	77.00	77.00	77.00
ENGLISH BOOK CLASS IX OR X	EACH	129.00	129.00	129.00	129.00	129.00	129.00	129.00
ENG. BOOK IST.YR COMPLETE SET	EACH	82.00	82.00	82.00	82.00	82.00	82.00	82.00
ENGLISH BOOK BA/B.SC	EACH	178.00	178.00	178.00	178.00	178.00	178.00	178.00
URDU BOOK CLASS V (T.B.BORD)	EACH	70.00	70.00	70.00	70.00	70.00	70.00	70.00
URDU BOOK CLASS IX/X(T.B.B)	EACH	137.00	137.00	137.00	137.00	137.00	137.00	137.00
URDU BOOK IST.YEAR/INTER	EACH	51.00	51.00	51.00	51.00	51.00	51.00	51.00
URDU BOOK BA/B.SC	EACH	140.00	140.00	140.00	140.00	140.00	140.00	140.00
MATHS BOOK CALSS V (T.B.B)	EACH	84.00	84.00	84.00	84.00	84.00	84.00	84.00
MATHS BOOK CLASS IX OR X	EACH	236.00	236.00	236.00	236.00	236.00	236.00	236.00
MATHS BOOK IST.YEAR (T.B.B)	EACH	156.00	156.00	150.00	156.00	156.00	156.00	156.00
PAKISTAN STUDIES BOOK BA/B.SC	EACH	125.00	125.00	125.00	125.00	125.00	125.00	125.00
DAILY "DAWN"	P/COPY	19.00	19.00	19.00	19.00	19.00	19.00	19.00
DAILY "JANG"	P/COPY	12.00	12.00	12.00	12.00	12.00	12.00	12.00
DAILY "NAWA-E-WAQT"	P/COPY	12.00	12.00	12.00	12.00	12.00	12.00	12.00
WEEKLY "AKHBAR-E-JAHAN"	P/COPY	55.00	55.00	55.00	55.00	55.00	55.00	55.00
WEEKLY "MAG"	P/COPY	45.00	45.00	45.00	45.00	45.00	45.00	45.00
MONTHLY "NAUNEHAL DIGEST"	P/COPY	35.00	35.00	35.00	35.00	35.00	35.00	35.00
PAPER FOOLSCAPE (27"x17")	QUIRE	57.50	57.50	57.50	55.00	25.00	25.00	30.00
EXERCISE.BOOK LINED 80/100 PGS	EACH	57.50	62.50	57.50	52.50	30.00	35.00	32.50
PENCILGOLDFISH/DEER	EACH	8.00	8.00	8.00	8.00	6.00	6.00	5.00
PEN INK DOLLOR 57 ML BOTTLE	EACH	25.00	25.00	25.00	20.00	20.00	20.00	20.00
PHOTOSTATE PAPER 70 GM	PRT	365.00	365.00	365.00	305.00	350.00	330.00	285.00
BALL PEN (local)	EACH	8.00	8.00	8.00	8.00	6.00	6.00	5.00
FOUNTAIN PEN HERO/WINGS/CHINA	EACH	47.50	47.50	47.50	46.25	45.00	50.00	40.00
PRIVATE SCHOOL FEE ENGLISH MED.AVG. STANDARD (CLASS I)	P/MONTH	2854.17	2618.75	712.50	1852.50	1378.57	1800.00	1550.00
PRIVATE SCHOOL FEE ENGLISH MED.AVG. STANDARD (CLASS V)	P/MONTH	2833.33	2650.00	787.50	1802.50	1571.43	1800.00	1650.00
PRIVATE SCHOOL FEE ENGLISH MED.AVG. STANDARD (CLASS VI)	P/MONTH	2850.00	2925.00	812.50	1822.50	1787.50	1875.00	1800.00
PRIVATE SCHOOL FEE ENGLISHMED.AVG. STANDARD (CLASS X)	P/MONTH	3070.83	3275.00	962.50	1927.50	2157.14	2050.00	1850.00
PRIVATE MEDICLLE COLLEGE FEE MBBS (IST YEAR)	P/MONTH	50468.75	50468.75	50468.75	0.00	30208.00	0.00	0.00
PRIVATE ENGINEERING COLLEGE FEE (ISTR YEAR)	P/MONTH	14975.25	14975.25	11011.50	0.00	19550.00	0.00	0.00
GOVT. COLLEGE FEE IST. YEAR	MONTH	50.00	195.00	50.00	50.00	60.00	50.00	50.00
GOVT. COLLEGE FEE 4TH. YEAR	MONTH	60.00	225.00	60.00	60.00	70.00	60.00	60.00
GOVT. UNIVERSITY FEE MSC.	MONTH	77.50	1000.00	77.50	80.00	97.79	80.00	115.00
GOVT. MED. COLLEGE FEE MBBS	MONTH	873.00	873.00	873.00	0.00	1250.00	1250.00	0.00
GOVT. ENGG. COLL. FEE I YEAR	MONTH	600.00	600.00	600.00	0.00	750.00	500.00	0.00
COACHING FEE FOR CLASS IX/X	P/MONTH	2750.00	2987.50	1550.00	3000.00	1828.57	1400.00	600.00
COACHING CHARGES FOR CLASS IST YEAR/INTER (SCIENCE)	P/MONTH	3250.00	3450.00	2200.00	3500.00	2821.43	2300.00	1200.00
COACHING CHARGES FOR CLASS IST YEAR/INTER (COMMERCE)	P/MONTH	2691.67	3062.50	1900.00	3500.00	2792.86	1300.00	1200.00
I.T. TUITION FEES	P/MONTH	2100.00	2100.00	1450.00	3231.25	6066.80	1500.00	4500.00
MBA TUITION FEES	P/MONTH	13955.00	13955.00	7667.00	4500.00	15687.50	0.00	7000.00
BREAD TANDOORI ST. SIZE	EACH	7.50	7.50	6.50	6.00	6.00	6.00	6.00
COOKED MUTTON (AV. HOTEL)	PLATE	155.00	157.50	190.00	155.00	200.71	150.00	120.00
COOKED BEEF (AV. HOTEL)	PLATE	85.83	88.75	75.00	80.00	78.21	80.00	60.00
COOKED DAL (AV. HOTEL)	PLATE	55.83	62.50	47.50	47.50	50.71	40.00	35.00
CHICKEN BIRYANI FULL/DOUBLE	PLATE	115.00	125.00	145.00	100.00	128.93	130.00	110.00
TEA PREPARED (ORDINARY)	CUP	20.00	20.00	20.00	17.50	19.21	20.00	17.50
HAIRCUT CHARGES FOR MEN	P/CUT	86.25	102.50	75.00	55.00	96.43	80.00	60.00
BEAUTY PORL HAIR STYL CHARGE	P/STY.	391.67	475.00	275.00	475.00	228.57	250.00	350.00
SHAVING CHARGES	PER SHV	49.58	60.00	55.00	40.00	46.43	40.00	40.00
LIPSTICK S.MISS/MEDORA	EACH	110.00	110.00	110.00	110.00	120.00	100.00	110.00
NAIL POLISH S.MISS/MEDORA	EACH	105.00	105.00	105.00	105.00	110.00	95.00	60.00
PERFUME MED.SIZE MEDORA/BROACH	EACH	180.00	180.00	180.00	200.00	180.00	170.00	120.00
HAIR-OIL AMLA/CHAMBELI	BOTTLE	100.00	100.00	110.00	100.00	130.00	110.00	110.00
TOILET SOAP LUX 95 GRAMS	EACH	40.38	40.38	40.38	40.38	40.38	40.38	40.38
TOILET SOAP LIFEBOUY 140 GRM	EACH	36.00	36.00	36.00	36.00	36.00	36.00	36.00
TOILET SOAP SAFEGUARD BATH SIZE	EACH	48.00	48.00	48.00	48.00	48.00	48.00	48.00

Contd.

7.11 Intercity Consumer Prices December, 2014

Description	Unit	Rawalpindi	Islamabad	Attock	Jehlum	Lahore	Sahiwal	Gujranwala
TOOTHPASTE MACKLINES 70 GRM	EACH	50.00	50.00	50.00	50.00	50.00	50.00	50.00
TOOTHPAST MED SIZE CLGATE 70 GMS	EACH	75.00	75.00	75.00	75.00	60.67	60.67	60.67
TOOTHBRUSH SHEILD A/PLAQUE	EACH	22.00	22.00	22.00	22.00	35.00	55.00	50.00
TOOTHPOWDER DENTONIC 90 GRM	EACH	28.00	28.00	28.00	28.00	28.00	28.00	25.00
HAIR-COLOUR BEGIN (6 GMS)	EACH	95.00	95.00	95.00	95.00	95.00	95.00	95.00
HAIR COLOUR (KALAKOLA)	BOTTLE	130.00	130.00	130.00	130.00	130.00	120.00	130.00
FACECREAM PONDS (MEDIUM)	EACH	110.00	110.00	110.00	110.00	110.00	110.00	110.00
TALC POWDER VICE ROAY,B.CAT	EACH	135.00	135.00	135.00	135.00	130.00	150.00	135.00
BLADE TREET ORDINARY 10'S	PKT.	30.00	30.00	30.00	30.00	35.00	32.00	40.00
BLADE 7-O-CLOCK STAIN. 5'S	PKT.	35.00	35.00	35.00	35.00	32.00	30.00	35.00
SHAMPOO SUNSILK/PAINTIN 100 ML	BOTTLE	110.00	110.00	110.00	110.00	110.00	110.00	110.00
BEAUTY CREAM (FAIR & LOVELY)	EACH	65.00	65.00	65.00	65.00	99.00	155.00	155.00
HAIR REMOVING CREAM (EU-CREAM)	TUBE	65.00	65.00	65.00	65.00	65.00	65.00	65.00
GEL MEDIUM SIZE	BOTTLE	102.50	107.50	100.00	127.50	65.00	120.00	65.00
DISPOSABLE RAZOR GILLET-II	EACH	37.50	37.50	37.50	40.00	35.00	40.00	43.00
SHAVING CREAM TOUCH-ME/ADM.	EACH	65.00	65.00	65.00	65.00	60.00	60.00	60.00
GOLD TEZABI 24 CT	10 GM.	40628.00	40628.00	40120.00	40600.00	40371.00	39780.00	40125.00
SILVER TEZABI 24 CT	10 GM.	625.00	625.00	610.00	700.00	591.00	617.28	610.00
ARTIFICIAL JEWELLARY SET	SET	1225.00	1275.00	850.00	662.50	957.14	500.00	800.00
WRIST WATCH GENTS CITIZEN (ORIGINAL) ***	EACH	4900.00	4900.00	4900.00	3750.00	6535.71	4250.00	2500.00
WRIST WATCH LADIES CITIZEN (ORIGINAL) ***	EACH	4900.00	4900.00	4900.00	3750.00	7500.00	4250.00	2500.00
WALL CLOCK QUARTZ AV.QLTY	EACH	520.83	550.00	550.00	310.00	725.00	600.00	487.50
SUITCASE REXIN (24"x16"x6")	EACH	1583.33	1587.50	1425.00	775.00	932.14	1050.00	725.00
TRUNK MEDIUM SIZE ***	EACH	2250.00	2243.75	1975.00	1950.00	2246.43	2000.00	1525.00
PURSE LADIES (LEATHER) AVERAGE QUALITY	EACH	529.17	612.50	525.00	437.50	1021.43	712.50	712.50

7.11 Intercity Consumer Prices December, 2014

Description	Unit	Wazira-bad	Sialkot	Faisalabad	Jhang	Multan	Muzaffargarh	D.G. Khan
WHEAT	10 KG.	336.50	357.50	337.50	345.00	335.00	335.00	337.50
WHEAT FLOUR FINE/SUPERIOR.	KG.	42.00	50.00	41.00	40.00	41.00	41.00	40.00
WHEAT FLOUR AVG. QLTY	KG.	40.00	40.50	37.00	39.00	38.50	38.00	37.00
WHEAT FLOUR BAG	10 KG.	400.00	395.00	365.00	380.00	385.00	380.00	370.00
MAIDA	KG.	50.00	55.00	50.00	48.00	50.00	50.00	50.00
SUJI	KG.	55.00	55.00	50.00	50.00	50.00	50.00	50.00
BESAN AV. QLTY.	KG.	75.00	75.00	80.00	70.00	77.50	77.50	80.00
RICE BASMATI SUP. QLTY.	KG.	90.00	130.00	137.50	115.00	132.50	132.50	110.00
RICE BASMATI 385/386	KG.	110.00	100.00	95.00	75.00	80.00	82.50	80.00
RICE BASMATI BROKEN AV.QLTY	KG.	70.00	70.00	83.75	67.50	77.50	67.50	70.00
RICE IRRI-6 (SINDH/PUNJAB)	KG.	52.50	47.50	65.00	40.00	40.00	40.00	35.00
VERMICELLI	KG.	80.00	65.00	75.00	70.00	80.00	80.00	80.00
BREAD PLAIN MEDIUM SIZE	EACH	40.00	40.00	40.00	40.00	45.00	45.00	45.00
RUSK (PAPAY)	KG.	160.00	140.00	195.00	150.00	208.33	200.00	200.00
BISCUITS-PACKED	PKT	35.00	35.00	35.00	35.00	35.00	35.00	35.00
BISCUIT-BAKERY (LOOSE)	250 GM	100.00	80.00	73.75	65.00	90.00	70.00	80.00
CORNFLAKS FAUJI 225 GM.	PKT	180.00	166.50	171.00	166.50	175.50	175.50	176.40
SAMOSAS (VEGATABLE)	EACH	10.00	15.00	19.00	15.00	14.33	13.50	10.00
PASTRY AV.QLTY.	EACH	30.00	25.00	23.75	30.00	35.00	22.50	30.00
PATTIES (VEGATABLES)	EACH	15.00	20.00	23.75	30.00	26.67	25.00	20.00
NIMCO	250 GM	50.00	50.00	67.50	65.00	67.50	67.50	60.00
CHIPS	250 GM	62.50	65.00	66.25	100.00	83.33	82.50	65.00
BEEF WITH BONE AV.QLTY.	KG	280.00	280.00	275.00	260.00	300.00	270.00	275.00
MUTTON AV.QLTY.	KG	550.00	600.00	600.00	550.00	600.00	490.00	575.00
CHICKEN FARM BROILER (LIVE)	KG	140.00	146.00	147.50	150.00	142.50	147.50	157.50
FISH-RAHU MEDIUM SIZE	KG	280.00	262.50	265.00	350.00	290.00	290.00	260.00
MILK FRESH (UNBOILED)	LTR.	70.00	70.00	70.00	60.00	75.00	70.00	70.00
CURD	KG.	80.00	80.00	80.00	70.00	85.00	80.00	85.00
MILK TETRA PACK 1/2 LTR.	PKT.	60.00	60.00	60.00	60.00	60.00	60.00	60.00
LACTOGEN 400 GRAMS	PKT.	430.00	425.00	425.00	425.00	435.00	435.00	435.00
POWDER MILK NIDO 400GM.	PKT	350.00	350.00	350.00	350.00	350.00	350.00	350.00
MILK POWDER LOOSE/PACKED	KG.	480.00	460.00	525.00	400.00	537.50	550.00	640.00
BUTTER LOCAL PACKED	50 GM.	30.00	25.00	32.00	30.00	27.00	27.00	25.00
EGGS FARM	DOZ	104.00	110.00	115.00	110.00	107.50	117.50	110.00
MUSTARD OIL AV.QLTY.	KG.	160.00	160.00	195.00	170.00	172.50	180.00	170.00
COOKING OIL (DALDA)	2.5LTR	545.00	545.00	545.00	530.00	490.00	490.00	545.00
COOKING OIL (PAKWAN) OTHER BRAND SPECIFY	2.5 LTR	530.00	505.00	525.00	530.00	545.00	545.00	545.00
VEGETABLE GHEE TIN	2.5KG.	505.00	505.00	510.00	510.00	485.00	485.00	510.00
VEGETABLE GHEE (LOOSE)	KG.	140.00	142.50	138.00	165.00	154.00	155.00	155.00
DATES AV.QLTY.	KG.	160.00	210.00	190.00	200.00	168.33	180.00	155.00
PISTACHIO AV.QLTY.	50 GM.	130.00	150.00	77.50	80.00	122.50	125.00	120.00
ALMONDS WHOLE AV.QLTY.	KG.	375.00	500.00	475.00	500.00	356.67	335.00	550.00
COCONUT DRY AV.QLTY.	KG.	250.00	290.00	250.00	230.00	283.33	295.00	280.00
RAISINS AV.QLTY.	50 GM.	20.00	20.00	21.25	20.00	19.00	21.00	15.00
GROUNDNUTS (WITH SHELL)	KG.	200.00	200.00	200.00	160.00	191.67	190.00	150.00
MALTA/MOSAMBI	DOZ	100.00	100.00	82.50	80.00	107.50	110.00	90.00
KINNU	DOZ	55.00	55.00	57.50	55.00	100.00	100.00	60.00
APPLE	KG	110.00	60.00	110.00	110.00	145.00	155.00	115.00
ALOO BUKHARA	KG	0.00	0.00	0.00	0.00	0.00	0.00	0.00
POMEGRANATE (ANNAR)	KG	150.00	162.50	155.00	230.00	205.00	210.00	180.00
GRAPES	KG	0.00	0.00	0.00	0.00	0.00	0.00	0.00
BANANAS	DOZ	60.00	62.50	55.00	55.00	71.67	72.50	60.00
MANGO KALMI	KG	0.00	0.00	0.00	0.00	0.00	0.00	0.00
GUAVA	KG	80.00	100.00	45.00	80.00	85.00	82.50	80.00
WATERMELON (TURBOOZ)	KG	0.00	0.00	0.00	0.00	0.00	0.00	0.00
MUSKMELON (KHARBOOZA)	KG	0.00	0.00	0.00	0.00	0.00	0.00	0.00
SWEETMELON (GARMA)	KG	0.00	0.00	0.00	0.00	0.00	0.00	0.00
PULSE MASOOR (WHOLE)	KG.	115.00	120.00	122.50	115.00	117.50	117.50	110.00
PULSE MASOOR (WASHED)	KG.	160.00	120.00	165.00	140.00	133.33	132.50	120.00
PULSE MOONG (WASHED)	KG.	170.00	160.00	165.00	160.00	167.50	167.50	150.00
PULSE MASH (WASHED)	KG.	170.00	175.00	177.50	140.00	157.50	157.50	180.00
PULSE GRAM	KG.	70.00	72.50	72.50	68.00	72.50	77.50	70.00
GRAM WHOLE BLACK AV QLTY.	KG.	70.00	65.00	75.00	68.00	70.00	72.50	70.00

Contd.

7.11 Intercity Consumer Prices December, 2014

Description	Unit	Wazira-bad	Sialkot	Faisalabad	Jhang	Multan	Muzaffar-garh	D.G. Khan
GRAM WHOLE YELLOW AV.QLTY	KG.	100.00	110.00	110.00	70.00	104.17	115.00	100.00
BEANS (LAL LOBIA)	KG.	130.00	145.00	140.00	110.00	180.00	190.00	180.00
POTATOES	KG	40.00	40.00	32.50	37.50	37.50	37.50	40.00
ONION	KG	20.00	20.00	20.00	17.50	19.00	19.00	20.00
TURNIP	KG	30.00	20.00	15.00	17.50	20.00	20.00	20.00
RADISH	KG	30.00	20.00	11.25	12.50	17.50	17.50	20.00
TOMATOES	KG	50.00	55.00	45.00	47.50	42.50	42.50	40.00
CABBAGE	KG	40.00	40.00	18.75	37.50	30.83	37.50	20.00
CAULIFLOWER	KG	40.00	40.00	28.75	37.50	25.83	22.50	40.00
BRINJAL	KG	30.00	40.00	32.50	32.50	30.83	27.50	30.00
PUMPKIN	KG	0.00	0.00	0.00	0.00	0.00	0.00	0.00
BOTTLEGOURD	KG	0.00	0.00	0.00	0.00	0.00	0.00	0.00
LADY FINGER	KG	0.00	0.00	0.00	0.00	0.00	0.00	0.00
PEAS	KG	75.00	60.00	60.00	60.00	67.50	62.50	80.00
SPINACH	KG	30.00	30.00	15.00	12.50	17.50	17.50	20.00
TINDA	KG	0.00	0.00	0.00	0.00	0.00	0.00	0.00
TURAI	KG	0.00	0.00	0.00	0.00	0.00	0.00	0.00
KARAILA	KG	0.00	0.00	0.00	0.00	0.00	0.00	0.00
ARVI	KG	0.00	0.00	0.00	0.00	0.00	0.00	0.00
CHILLIES GREEN	KG	70.00	80.00	45.00	45.00	56.67	57.50	60.00
CARROT	KG	40.00	45.00	33.75	30.00	37.50	37.50	40.00
COCUMBER (KHEERA)	KG	70.00	50.00	45.00	50.00	58.13	57.50	70.00
LEMON	250GM	30.00	22.50	15.00	20.00	20.83	22.50	30.00
SUGAR REFINED	KG.	55.00	55.50	52.25	54.00	52.00	52.50	55.00
GUR AV.QLTY	KG.	80.00	80.00	80.00	70.00	68.33	72.50	65.00
HONEY LANGANESE 500 GM.	BOTTLE	780.00	692.00	790.00	840.00	850.00	850.00	925.00
MILO 200 GM.	BOTTLE	173.33	222.00	210.00	167.00	200.00	200.00	265.00
CUSTARD POWDER RAFHAN 300 GM.	PKT	75.00	72.50	75.00	75.00	75.00	75.00	75.00
TOFFEE (HILAL)	EACH	1.00	1.00	2.00	2.00	1.00	1.00	1.00
CHOWKELATE CANDY (SMALL SIZE)	EACH	5.00	5.00	5.00	5.00	5.00	5.00	5.00
SWEETMEAT (MIXED)	KG	270.00	250.00	255.00	240.00	291.67	280.00	290.00
ICE CREAM WALLS	CUP.	40.00	40.00	40.00	40.00	40.00	40.00	40.00
ICE	KG	5.00	10.00	10.00	3.00	4.00	3.50	6.00
JAM AHMED/MITCHELLES	BOTTLE	130.00	120.00	130.00	120.00	130.00	130.00	140.00
SQUASH-MITCHELLES	BOTTLE	145.00	135.00	150.00	140.00	150.00	150.00	150.00
ROOH AFZA	BOTTLE	140.00	150.00	150.00	140.00	140.00	140.00	145.00
JAM-E-SHIREEN	BOTTLE	145.00	150.00	150.00	145.00	150.00	150.00	150.00
SAUNF	50 GM	20.00	17.50	15.75	15.00	15.67	19.00	10.00
CINAMON LOOSE AV. QLTY	50 GM.	30.00	20.00	25.00	30.00	20.33	21.00	20.00
CUMINSEED WHITE NATIONAL	50 GM.	52.00	52.00	54.00	55.00	52.00	52.00	52.00
PEPPER BLACK NATIONAL	50 GM.	96.00	96.00	96.00	96.00	96.00	96.00	96.00
CLOVES LOOSE AV.QLTY	50 GM.	100.00	95.00	98.25	80.00	97.50	97.50	80.00
CARDAMOM LARGE LOOSE AV.QLTY	50 GM.	150.00	105.00	102.50	150.00	162.50	157.50	150.00
CARDAMOM SMALL AV.QLTY	50 GM.	100.00	95.00	77.50	100.00	93.33	105.00	70.00
SALT-POWDERED (LAHORI) LOOSE	KG.	10.00	10.00	9.00	6.00	9.00	9.00	10.00
SALT POWDERED (NATIONAL/SHAN)	PKT	25.00	25.00	25.00	25.00	25.00	25.00	25.00
CHILLIES POWD.NATIONAL 200GM	PKT	105.00	105.00	105.00	105.00	105.00	105.00	105.00
CHILLIES POWDER LOOS	KG.	280.00	260.00	270.00	230.00	255.00	255.00	240.00
CORRIANDER SEED POWD.NATIONAL	PKT	88.00	78.00	88.00	78.00	88.00	88.00	78.00
CORRIANDER SEED (LOOSE)	KG.	280.00	200.00	270.00	280.00	268.33	270.00	240.00
TURMERIC POWD.NATIONAL 50GM	PKT.	35.00	35.00	35.00	35.00	35.00	35.00	35.00
CURRY POWD. NATIONAL 200 GM	PKT.	87.00	87.00	87.00	87.00	87.00	87.00	87.00
TOMATO KETCHUP AHMED/MITCHL	BOTTLE	80.00	85.00	85.00	80.00	95.00	95.00	80.00
PICKLES AHMED/MITCHELLES	BOTTLE	90.00	100.00	110.00	90.00	110.00	110.00	90.00
VINEGAR SYNTHETIC (SIRKA)	BOTTLE	70.00	80.00	95.00	80.00	75.00	75.00	80.00
GARLIC	KG	110.00	120.00	110.00	175.00	127.50	135.00	140.00
GINGER	KG	250.00	160.00	230.00	160.00	133.33	135.00	200.00
TAPAL DANEDAR TEA 200GM PACKET	PKT	113.68	126.32	113.68	126.32	126.32	126.32	113.68
TEA LIPTON YELLOW LABEL 200GM.	PKT.	128.42	128.42	128.42	128.42	128.42	128.42	128.42
TEA LOOSE KENYA AV.QLTY 250GM.	PKT.	125.00	115.00	145.75	120.00	115.83	120.00	122.50
COFFEE-NESCAFE 75 GM. **	BOTTLE	280.00	275.00	360.00	340.00	320.00	320.00	350.00
COLD DRINK (STANDARD SIZ)	BOTTLE	20.00	20.00	25.00	22.00	20.00	20.00	25.00
FRUIT JUICE TETRA PACK	PKT.	25.00	15.00	20.00	18.00	18.00	18.00	15.00

Contd.

7.11 Intercity Consumer Prices December, 2014

Description	Unit	Wazira-bad	Sialkot	Faisalabad	Jhang	Multan	Muzaffar-garh	D.G. Khan
MINERAL WATER NESTLE 1.5 LTR	BOTTLE	45.00	45.00	45.00	50.00	45.00	45.00	50.00
CIGARETTES K-2 10'S **	PKT	45.00	50.00	45.00	50.00	43.00	43.00	43.00
CIGARETTES CAPSTAN 10'S **	PKT	50.00	50.00	50.00	50.00	47.00	47.00	47.00
CIGARETTES GOLD LEAF 20'S	PKT	100.00	100.00	100.00	100.00	96.00	96.00	96.00
CIGARETTES MORVEN GOLD 20'S	PKT	50.00	50.00	50.00	50.00	47.00	47.00	47.00
BETEL LEAVES	50GM.	50.00	60.00	72.50	60.00	50.00	55.00	60.00
BETEL NUTS	KG.	300.00	400.00	380.00	390.00	270.00	275.00	225.00
LONG CLOTH 57" GUL AHMED/AL-KARAM	METER	150.00	135.00	237.50	360.00	250.00	250.00	237.50
SHIRTING AV.QLTY.	METER	140.00	175.00	125.00	300.00	210.00	190.00	175.00
PANT CLOTH W & WEAR AV.QLTY	METER	312.50	215.00	475.00	400.00	342.50	342.50	325.00
LAWN PRINTED GUL AHMED/AL-KARAM	METER	197.50	177.50	240.00	360.00	290.00	270.00	237.50
GEORGETTE AV.QLTY	METER	115.00	130.00	160.00	350.00	108.00	115.00	125.00
LINEN AV.QLTY ***	METER	100.00	140.00	140.00	250.00	250.00	225.00	137.50
HEAVY WT SUITING LAWERNCPUR AVG QLTY	METER	1050.00	925.00	1375.00	1700.00	1200.00	1200.00	1200.00
HEAVY WT SUITING LAWERNCPUR SUP QLTY	METER	2350.00	950.00	1525.00	2000.00	1950.00	1950.00	1950.00
TROPICAL SUITING LAW.PUR	METER	925.00	800.00	1100.00	1700.00	1200.00	1200.00	700.00
PANT BOY 24"/26" LENGTH.	EACH	625.00	380.00	400.00	550.00	380.00	365.00	550.00
SHIRT BOY 24"/26" LENGTH	EACH	425.00	355.00	277.50	450.00	310.00	290.00	350.00
SCHOOL UNI. PANT,SHIRT BOYS	SUIT	1000.00	625.00	475.00	700.00	573.33	525.00	650.00
SCHOOL UNI. KAMEEZ,SHAL.BOYS	SUIT	1000.00	625.00	475.00	750.00	518.00	675.00	750.00
SCHOOL UNI. KAMEEZ,SHAL.GIRL	SUIT	900.00	575.00	562.50	700.00	516.67	675.00	750.00
FROCK W/WEAR GIRLS	EACH	875.00	625.00	675.00	1200.00	1325.00	1650.00	900.00
AWAMI-SUIT W & W(BOY) 24"/26	SUIT	1050.00	825.00	556.25	1100.00	775.00	775.00	950.00
AWAMI-SUIT W&W (GENTS)AV.QLTY	SUIT	1050.00	950.00	837.50	1350.00	985.00	1275.00	1450.00
PULLOVER GENTS OXFORD/BON.	EACH	3050.00	3000.00	3100.00	3280.00	3250.00	2830.00	2600.00
PULLOVER LADIES OXFORD/BON.	EACH	2850.00	3000.00	2500.00	2300.00	2990.00	2600.00	2500.00
PULLOVER (GENTS) OTHERS A.QTY	EACH	550.00	650.00	687.50	700.00	1012.50	975.00	500.00
SECOND-HAND COAT FOR MEN	EACH	475.00	500.00	425.00	600.00	425.00	375.00	200.00
SECONDHAND SWEETER FOR MEN DUP QLTY	EACH	525.00	300.00	225.00	200.00	237.50	175.00	50.00
SECONDHAND WINTER JACKET	EACH	575.00	350.00	425.00	600.00	315.00	262.50	150.00
UNDERWEAR AV.QLTY MEDIUM SIZE	EACH	150.00	100.00	75.00	120.00	153.33	145.00	135.00
VEST FOR MEN AV.QLTY.	EACH	105.00	112.50	110.00	130.00	140.00	145.00	110.00
VEST/SHAMEEZ (WOMEN) AVG. QLTY	EACH	130.00	125.00	112.50	180.00	158.00	135.00	155.00
SOCKS NYLON (PAKISTANI)	PAIR	90.00	65.00	65.00	70.00	92.50	82.50	90.00
BRASSIER AV.QLTY.	EACH	127.50	175.00	112.50	220.00	149.17	87.50	135.00
BRASSIER SUP QLTY	EACH	270.00	462.50	340.00	595.00	336.67	210.00	350.00
DOPATTA GEORGETTE AV.QLTY.	EACH	235.00	275.00	231.25	400.00	226.67	210.00	250.00
DOPATTA COTTON AV GLTY	EACH	180.00	225.00	171.25	220.00	210.00	205.00	250.00
CHADDAR (W/WEAR) (2x2.5 MTR)	EACH	270.00	275.00	331.25	500.00	375.00	475.00	450.00
LUNGI/DHOTI(COTTON) AVG. QLTY	EACH	250.00	195.00	262.50	350.00	228.33	265.00	325.00
HANDKERCHIEF AVG. QLTY PAK	EACH	40.00	35.00	35.00	50.00	40.00	42.50	50.00
HANDKERCHIEF SUP. QLTY PAK	EACH	60.00	47.50	55.00	80.00	52.50	57.50	72.50
GLOVES AV QLTY	PAIR	70.00	75.00	77.50	120.00	96.67	110.00	160.00
AZARBAND COTTON AVG. QLTY	EACH	25.00	10.00	13.50	15.00	13.00	13.50	20.00
SEWING THREAD/REEL(ASLI PARI)	EACH	6.00	5.00	5.50	7.00	7.00	10.00	5.00
WASHING CHARGES PAINT & SHIRT	SUIT	150.00	150.00	65.00	100.00	106.67	105.00	60.00
DRY CLEANING SUIT COAT PANT	SUIT	400.00	350.00	307.50	300.00	278.00	262.50	250.00
WASHING CH. (KAMIZ-SHALWAR)	PAIR	90.00	90.00	65.00	70.00	75.00	80.00	60.00
TAILORING SHIRT	EACH	375.00	325.00	300.00	350.00	358.33	300.00	325.00
TAILORING CHARGES PANT (MEN)	EACH	600.00	625.00	450.00	600.00	470.00	475.00	750.00
TAILORING COAT-PANT SUIT	SUIT	3200.00	3250.00	3750.00	3600.00	3450.00	3350.00	3250.00
TAILORING AWAMI-SUIT (MALE)	SUIT	500.00	475.00	550.00	500.00	575.00	475.00	550.00
TAILORING SUIT FEMALE	SUIT	400.00	500.00	375.00	500.00	335.00	350.00	500.00
GENTS SHOES PAUL BATA	PAIR	1199.00	1199.00	1199.00	1199.00	1199.00	1199.00	1199.00
GENTS SANDAL BATA	PAIR	699.00	699.00	699.00	699.00	699.00	699.00	699.00
GENTS SPOUNG CHAPPAL BATA	PAIR	179.00	179.00	179.00	179.00	179.00	179.00	179.00
LADIES SANDAL BATA	PAIR	499.00	499.00	499.00	499.00	499.00	499.00	499.00
LADIES SPOUNG CHAPPAL BATA	PAIR	179.00	179.00	179.00	179.00	179.00	179.00	179.00
CHILD SHOE POWER LITE BATA	PAIR	599.00	599.00	599.00	599.00	599.00	599.00	599.00
GENTS SHOE, ART 1109 SERVICE	PAIR	999.00	999.00	999.00	999.00	999.00	999.00	999.00
NYLON JOGGER 27 SIZE 2-5 ***	PAIR	1299.00	1299.00	1299.00	1299.00	1299.00	1299.00	1299.00
CHINA FOOT WEAR AV. QLTY (MALE) *	PAIR	650.00	475.00	525.00	800.00	516.67	525.00	450.00
CHINA FOOT WEAR AV. QLTY (FEMALE) *	PAIR	500.00	325.00	325.00	700.00	325.00	325.00	325.00

Contd.

7.11 Intercity Consumer Prices December, 2014

Description	Unit	Wazira-bad	Sialkot	Faisalabad	Jhang	Multan	Muzaffar-garh	D.G. Khan
CHINA FOOT WEAR AV. QLTY (CHILDREN) *	PAIR	400.00	325.00	250.00	500.00	275.00	225.00	275.00
SHOE REPAIR HALF SOLE	PAIR	120.00	60.00	130.00	125.00	126.67	72.50	75.00
SHOES POLISH CHARGES AVERAGE SHOP	PAIR	15.00	10.00	17.50	20.00	17.50	17.50	20.00
HOUSE RENT (combined)	MONTH	3027.00	5746.00	5276.00	4260.00	6242.00	4417.00	3793.00
rent 2	pm	3027.00	5746.00	5276.00	4260.00	6242.00	4417.00	3793.00
RENT3	PM	3027.00	5746.00	5276.00	4260.00	6242.00	4417.00	3793.00
RENT4	PM	3027.00	5746.00	5276.00	4260.00	6242.00	4417.00	3793.00
RENT5	PM	3027.00	5746.00	5276.00	4260.00	6242.00	4417.00	3793.00
RENT6	PM	3027.00	5746.00	5276.00	4260.00	6242.00	4417.00	3793.00
SYNTHETIC ENEMAL ROBIALAC BALTI 3.64 LTR.	EACH	1790.00	2093.00	1720.00	1900.00	2083.00	2088.00	1600.00
SYNTHETIC ENEMAL ICI BALTI 3.64 LTR.	EACH	2138.00	2080.00	1785.00	1900.00	2166.00	2166.00	1749.00
CEMENT (LOCAL) SPECIFY BRAND NAME	BAG	500.00	510.00	510.00	520.00	495.00	495.00	500.00
BRICKS (NEW) 1ST CLASS	P/1000	8000.00	8500.00	6250.00	6000.00	6000.00	5200.00	4700.00
CEMENT BLOCKS (6"x8"x12")	P/100	0.00	0.00	0.00	0.00	0.00	0.00	0.00
BAJREE	100CFT	5500.00	5350.00	5000.00	3600.00	5000.00	3100.00	2500.00
SAND (BLACK PIT SAND)	K100CFT	2000.00	3500.00	2500.00	2300.00	2000.00	1600.00	1800.00
TIMBER SHESHAM LOG IST QUALITY	cubmt.	52111.00	39500.00	63558.00	38846.00	71000.00	52965.00	52900.00
IRON BAR (M.S. BAR) 1/2"	P/TON	78000.00	80000.00	78500.00	76000.00	80000.00	76000.00	78500.00
CARPANTER WAGE RATE	P/DAY	650.00	700.00	600.00	800.00	800.00	725.00	800.00
MASON (RAJ) WAGE RATE	P/DAY	750.00	825.00	800.00	800.00	775.00	700.00	800.00
UNSKILLED LABOUR WAGE RATE	P/DAY	400.00	475.00	475.00	400.00	450.00	400.00	400.00
PLUMBER WAGE RSTE	P/DAY	600.00	0.00	625.00	800.00	800.00	700.00	800.00
ELECTICIAN WAGE RATE PER DAY **	P/DAY	600.00	0.00	0.00	800.00	0.00	0.00	0.00
ELECTICIAN WAGE RATE PER POINT **	P/PNT	130.00	127.50	115.00	85.00	95.00	80.00	70.00
WATER CHARGES PER HOUSE	P/MONTH	70.00	100.00	128.75	60.00	100.00	0.00	75.00
ELECT.CHARGES UPTO 50 UNITS	P/UNIT	2.00	2.00	2.00	2.00	2.00	2.00	2.00
ELECT.CHARGES 01 - 100 UNIT	P/UNIT	5.79	5.79	5.79	5.79	5.79	5.79	5.79
ELECT.CHARGES 101 - 300 UNIT	P/UNIT	9.90	9.90	9.90	9.90	9.90	9.90	9.90
ELECT.CHARGES 301 - 1000 UNIT	P/UNIT	15.63	15.63	15.63	15.63	15.63	15.63	15.63
ELECT.CHARGES ABOVE 1000 UNIT	P/UNIT	17.71	17.71	17.71	17.71	17.71	17.71	17.71
ELEC	PM	10.21	10.21	10.21	10.21	10.21	10.21	10.21
GAS CHRg upto 3.3719 MMBUT	MMBTU	124.18	124.18	124.18	124.18	124.18	124.18	124.18
GAS CHRg 3.3719 - 6.7438 MMBUT	MMBTU	248.37	248.37	248.37	248.37	248.37	248.37	248.37
GAS CHRg 6.7438 - 10.1157 MMBUT	MMBTU	248.37	248.37	248.37	248.37	248.37	248.37	248.37
GAS CHRg10.1157 - 13.4876 MMBUT	MMBTU	620.91	620.91	620.91	620.91	620.91	620.91	620.91
GAS	PM	620.91	620.91	620.91	620.91	620.91	620.91	620.91
GAS	PM	372.55	372.55	372.55	372.55	372.55	372.55	372.55
KEROSENE OIL	LTR	100.00	110.00	92.50	94.00	101.00	101.00	100.00
FIREWOOD WHOLE	40 KG.	550.00	625.00	600.00	500.00	545.00	525.00	500.00
CHAIR SHESHAM WOOD WITH ARMS **	EACH	2200.00	1850.00	1450.00	2000.00	1450.00	1450.00	1500.00
CHAIR PLASTIC (CHAIRMAN) AVERAGE QUALITY	EACH	500.00	500.00	725.00	725.00	675.00	650.00	575.00
TABLE SHESHAM WOOD (4X2X5") ***	EACH	10250.00	6500.00	4750.00	3500.00	4020.00	4250.00	3000.00
SOFASET WOODEN WITH FOAM SEAT **	SET	20000.00	12500.00	17500.00	18000.00	13500.00	12250.00	16000.00
COT IRON (WITH NIWAR)AV.QLTY.	EACH	1700.00	1550.00	1550.00	2200.00	1850.00	1750.00	1550.00
ALMIRAH (STEEL) 6'X3' 20 GUAGE	EACH	9000.00	7900.00	9550.00	8000.00	7000.00	7000.00	9000.00
DINNING TABLE 6 CHAIRS A.QLTY	SET	24000.00	13100.00	17500.00	25000.00	18250.00	16500.00	19500.00
SINGLE BED WITHOUT FOAM MED.	EACH	9000.00	5500.00	4350.00	8000.00	5625.00	4900.00	4750.00
MATRRESS SINGLE(4"THICK)	EACH	5200.00	3250.00	4970.00	5240.00	5200.00	5200.00	5500.00
FARSHI DARI 12'X9' AV.QLTY	EACH	925.00	925.00	1125.00	2500.00	1200.00	1300.00	1000.00
DARI COTTON (6'x2 1/2') AV.QL	EACH	450.00	387.50	512.50	475.00	450.00	600.00	400.00
CARPET PLAIN AV. QLTY	SQFT.	41.00	35.00	57.50	35.00	31.83	30.00	25.00
QUILT (LIHAF) 3 KG. COTTON	EACH	1050.00	725.00	1000.00	1200.00	956.25	725.00	500.00
BLANKET (90" x 54")	EACH	2500.00	2300.00	4750.00	4200.00	3750.00	3750.00	2500.00
BEDSHEET SINGLE BED SUP.QLTY	EACH	375.00	360.00	825.00	700.00	633.33	525.00	650.00
BED SHEET DOUBLE WITH TWO PILLOW COVERS SUP QLTY	SET	800.00	1100.00	1625.00	1200.00	1258.33	1150.00	1100.00
TOWEL(3'x2') AV. QALTY	EACH	175.00	105.00	180.00	250.00	242.00	235.00	200.00
CEILING FAN 48" SUPER QLTY **	EACH	2400.00	2400.00	2895.00	2850.00	3295.00	3095.00	3095.00
PEDESTAL FAN 22" SUPER QLTY	EACH	3500.00	3300.00	4500.00	4200.00	5150.00	4750.00	4600.00
REFG. DAWLENCE 10 CFT. D.DOOR	EACH	29500.00	34500.00	29400.00	29800.00	29700.00	29400.00	31500.00
D-FREEZER WAVES 8 CFT.	EACH	29200.00	28400.00	28000.00	30800.00	30400.00	30400.00	27000.00
AIRCONDITIONER 1.5 TON PEL	EACH	40000.00	30000.00	41000.00	41500.00	40000.00	40000.00	42000.00
SPLIT AIR CONDITIONER 1.5 TON (SPECIFY BRAND NAME)	EACH	41000.00	41000.00	44000.00	48000.00	48400.00	48400.00	49500.00
AIRCooler SUPER ASIA	EACH	11500.00	10000.00	12000.00	13500.00	13000.00	13000.00	14500.00

Contd.

7.11 Intercity Consumer Prices December, 2014

Description	Unit	Wazira-bad	Sialkot	Faisalabad	Jhang	Multan	Muzaffar-garh	D.G. Khan
WASHING MACHINE SINGER	EACH	15600.00	15600.00	15900.00	15450.00	15600.00	15600.00	15650.00
SEWING MACHINE(SINGER)	EACH	5710.00	5895.00	5830.00	5800.00	5860.00	6420.00	6650.00
GIZER LARGE SIZE 30 GALLON CAPACITY SUP QLTY	EACH	19400.00	13750.00	19500.00	19500.00	21400.00	21400.00	20900.00
GAS BURNER DOUBLE SPFY.BRAND	EACH	1350.00	1250.00	1550.00	2000.00	1475.00	1500.00	1300.00
ELECT. IRON PHILIPS MDL.1120	EACH	2200.00	1450.00	1780.00	1500.00	2200.00	1600.00	2100.00
ELECTRIC JUICER FOR APPLE	EACH	4200.00	6000.00	5750.00	7875.00	8400.00	8200.00	3600.00
S.STEEL DEGHCHI MEDIUM SIZE ***	EACH	650.00	430.00	575.00	400.00	767.50	400.00	350.00
ALUMINIUM COOKING PAN (DEGCHI) MED SIZE	EACH	480.00	460.00	475.00	550.00	296.25	285.00	350.00
NON STICK COOKING PAN (DEGCHI) SUP. QLTY	EACH	1500.00	675.00	1075.00	800.00	765.71	650.00	800.00
FRYING PAN STEEL AVG. QLTY MED. SIZE	EACH	500.00	310.00	312.50	400.00	295.00	195.00	375.00
TAWA IORN (MEDIUM SIZE) AVG. QLTY	EACH	275.00	275.00	225.00	275.00	192.50	190.00	200.00
S.STEEL PLATE A.QLTY.(M.SIZE)	EACH	82.50	67.50	57.50	80.00	75.00	55.00	60.00
TABLE SPOON S.STEEL SUP.QLTY.	DOZEN	350.00	305.00	325.00	350.00	275.83	245.00	350.00
WATER SET JUG+6 GLASSES (OMROC)	SET	350.00	737.50	725.00	450.00	431.25	475.00	400.00
TEA SET PAK. CHINAWARE 21 PCS.	SET	1425.00	1025.00	1500.00	2000.00	1637.50	1875.00	2000.00
DINNER SET PLASTIC 72 PIECES SUPERIOR QLTY	SET	5500.00	2750.00	8250.00	4500.00	4675.00	4750.00	6000.00
HOTPOT SET PLASTIC 3 PCS.	SET	825.00	825.00	1212.50	1350.00	1275.00	1050.00	1600.00
BUCKET(BALTI) PLASTIC MED.SIZ	EACH	250.00	205.00	325.00	300.00	290.00	255.00	350.00
LOTA PLASTIC (MED SIZE) AVERAGE QUALITY	EACH	30.00	35.00	40.00	50.00	46.67	55.00	50.00
PRESURE COOKER 4 LTR.	EACH	1750.00	912.50	1250.00	1620.00	1650.00	1650.00	1450.00
WATER COOLER 9/10 LTR.PLASTIC ***	EACH	612.50	400.00	675.00	900.00	513.00	525.00	600.00
THERMOS STARVAC 1 LTR	EACH	500.00	600.00	431.25	450.00	425.00	425.00	500.00
BULB PHILIPS 100-WATTS	EACH	30.00	25.00	25.00	30.00	30.00	30.00	30.00
TUBE LIGHT PHILIPS 40 WATTS	EACH	100.00	95.00	97.50	95.00	100.00	100.00	95.00
ELECTRIC BLUBS "0" WATTE LOCAL	EACH	18.00	20.00	20.00	20.00	20.00	20.00	20.00
ELECTRIC BLUB ENERGY SAVER 14 WATTS	EACH	160.00	155.00	162.50	140.00	165.00	165.00	165.00
WASHING SOAP 250 GMS SPECIFY BRAND NAME	EACH	38.00	20.00	25.00	20.00	22.00	20.00	25.00
SURF EXCEL 400 GMS POLY BAG	EACH	125.00	125.00	125.00	125.00	125.00	125.00	125.00
WASHING POWDER 1000 GRM	EACH	185.00	185.00	185.00	185.00	185.00	185.00	185.00
WASHING POWDER (WHEEL/ BONUS) 100 GRAMS	EACH	95.00	95.00	95.00	95.00	95.00	95.00	95.00
CLEANSER POWDER VIM 1000 GM	PKT.	66.67	66.67	72.22	72.22	72.22	72.22	72.22
FINIS 500 ML	BOTTLE	193.75	193.75	185.00	185.00	185.00	185.00	195.00
PHNYLE TYPHONE/FINIS/CARRANITE 3 LITRES	BOTTLE	130.00	120.00	145.00	130.00	150.00	150.00	169.09
HARPIC	BOTTLE	135.00	135.00	135.00	130.00	135.00	135.00	135.00
BOOT POLISH CHERRY/KIWI 50ML	EACH	111.11	100.00	100.00	100.00	111.11	111.11	100.00
ROBIN BLUE (35 GRAMS)	PKT.	45.00	40.00	45.00	45.00	45.00	45.00	45.00
TISSU PAPER PERFUMED 100 PCS.	PKT	95.00	90.00	95.00	90.00	95.00	99.00	95.00
TOILET PAPER ROLL (R.PETEL)	P/ROLL	38.00	35.00	38.00	38.00	38.00	38.00	38.00
BOOT POLISH LIQUID CHEERY BLOSSOM KIWI 75 ML	BOTTLE	140.00	120.00	140.00	140.00	140.00	140.00	140.00
MATCH BOX SMALL	EACH	1.00	2.00	1.50	2.00	1.50	1.50	2.00
DRY CELL 1.5 VOLT(LOCAL)	EACH	15.00	15.00	25.00	25.00	25.00	25.00	25.00
HAND STITCHING NEEDLE M.SIZE	PACKET	5.00	10.00	9.00	10.00	10.00	10.00	7.00
SEWING MACHINE NEEDLE (SINGER)	EACH	6.00	8.00	7.00	6.00	8.60	8.60	5.00
HOUSEHOLD SERVANT FEMALE P/T	P/MNTH	1500.00	1050.00	2250.00	2200.00	1500.00	1200.00	1350.00
MARRIAGE HALL WITH FURNITURE	P/HEAD	105.00	77.50	130.00	150.00	84.17	72.50	110.00
SEPTRAN TABLETS	10TAB.	16.00	16.00	15.00	16.00	16.00	16.00	16.10
BRUFEN TABS 200-MG.	10TAB.	10.00	10.00	10.00	10.00	10.00	10.00	10.00
PANADOL TAB. EXTRA/PLAIN	10TAB.	10.00	10.00	10.00	10.00	10.00	10.00	10.00
DISPRIN TAB.	10TAB.	10.00	10.00	10.00	10.00	10.00	10.00	10.00
TRISIL TAB.	10 TAB	10.00	10.00	10.00	10.00	10.00	10.00	10.00
FLAGYL TAB. 200 MG.	10TAB.	10.00	10.00	10.00	10.00	10.00	10.00	10.00
VENTOLIN TAB. 2MG.	10TAB.	9.00	9.00	9.00	9.00	9.00	9.00	9.00
DAONIL TAB. 5 MG.	10TAB.	17.00	17.00	17.00	17.00	17.00	17.00	17.00
ENTOX TAB.	10TAB.	10.00	10.00	10.00	10.00	10.00	10.00	10.00
RENITEC TAB. 5 MG.	10TAB.	59.00	59.00	59.00	59.00	59.00	59.00	59.00
CAC. 1000 TAB	BOTTLE	122.00	122.00	122.00	122.00	122.00	122.00	122.00
AMOXIL CAPSOLE 250 MG.S	10CAP.	36.00	36.00	36.00	36.00	36.00	36.00	36.00
CALCIUM SYRUP SANDOZ	BOTTLE	64.00	64.00	64.00	64.00	64.00	64.00	64.00
LEDERPLEX SYRUP	BOTTLE	35.00	35.00	35.00	35.00	35.00	35.00	35.00
SANCOS SYRUP (50 ML.)	BOTTLE	30.00	30.00	30.00	30.00	30.00	30.00	30.00
PHENERGAN SYRUP 120 ML.	BOTTLE	33.00	33.00	33.00	33.00	33.00	33.00	33.00
CALPOL SYRUP 60 ML.	BOTTLE	28.00	28.00	28.00	28.00	28.00	28.00	28.00
HYDRYLLIN SYRUP 120 ML.	BOTTLE	65.00	59.00	65.00	65.00	65.00	65.00	65.00

Contd.

7.11 Intercity Consumer Prices December, 2014

Description	Unit	Wazira-bad	Sialkot	Faisalabad	Jhang	Multan	Muzaffargarh	D.G. Khan
POLYFAX EYE OINTMENT	TUBE	21.00	21.00	21.00	21.00	21.00	21.00	21.00
BETNESOL EYE DROPS	BOTTLE	33.89	33.89	33.89	33.89	33.89	33.89	33.89
EAR DROPS (CARDISPORINE) ***	BOTTLE	21.00	21.00	21.00	21.00	21.00	21.00	21.00
BETNOVATE-N OINTMENT 5 GMS	TUBE	16.00	16.00	16.00	16.00	16.00	16.00	16.00
BURNOL CREAM 30 GRM	TUBE	16.00	16.00	16.00	16.00	16.00	16.00	16.00
VICKS VAPORUB/BALM	BOTTLE	36.00	36.00	36.00	36.00	36.00	36.00	36.00
GLYCRINE SMALL BOTTLE	BOTTLE	17.00	17.50	20.00	30.00	20.00	20.00	20.00
JOUHAR JOSHANDA	PKT.	7.00	6.00	8.00	8.00	8.00	8.00	6.00
GALXOS-D (450 GRMS)	PKT.	157.50	151.88	168.75	168.75	168.75	168.75	157.50
GRIPE-WATER WOODWARDS	BOTTLE	50.00	50.00	50.00	50.00	55.00	55.00	50.00
SANIPLAST ONE PUTTY	EACH	1.40	1.40	2.00	2.00	1.40	1.40	1.40
O.R.S. (NIMCOL)	PKT.	15.00	15.00	17.00	15.00	17.00	17.00	17.00
DETTOL (MEDIUM)	BOTTLE	46.80	46.80	46.80	46.80	46.80	46.80	46.80
COTTON BANDAGE 2" - 4"	EACH	5.00	5.00	7.50	8.25	7.00	10.00	7.00
THERMOMETER CHINA	EACH	30.00	40.00	42.50	35.00	42.50	57.50	40.00
DOCTOR (MBBS) CLINIC FEE	P/PAT.	100.00	100.00	90.00	300.00	100.00	100.00	100.00
URINE TEST (DR) CHARGES	P/TEST	100.00	150.00	55.00	60.00	75.00	55.00	70.00
BLOOD TEST (CP) CHARGES	P/TEST	300.00	350.00	225.00	200.00	290.00	225.00	200.00
SUGAR TEST (RANDOM/FASTING BOTH) CHARGES	P/TEST	200.00	200.00	180.00	120.00	122.50	100.00	100.00
ECG CHARGES	P/TEST	200.00	150.00	200.00	200.00	300.00	125.00	275.00
X-RAY (CHEST) CHARGES	P/X-RAY	300.00	200.00	350.00	350.00	250.00	185.00	300.00
CAR SUZUKI 800 CC (W/O. A/C)	EACH	0.00	625000.00	652800.00	640000.00	655400.00	0.00	651800.00
CAR SUZUKI 1000 CC	EACH	0.00	1078300.00	1092800.00	1059000.00	1082800.00	0.00	1077300.00
CAR TOYOTA 1300 CC	EACH	0.00	1561500.00	1520500.00	1770500.00	1645500.00	0.00	1686000.00
CAR HONDA CIVIC	EACH	0.00	2027500.00	0.00	1700000.00	2072000.00	0.00	0.00
MOTORCYCLE HONDA CD-70.	EACH	69900.00	69900.00	69900.00	69900.00	69900.00	69900.00	69900.00
MOTORCYCLE YAMAHA 100CC.	EACH	79300.00	79300.00	79300.00	79300.00	80000.00	80000.00	79300.00
MOTOR CYCLE HERO 70 CC	EACH	42500.00	45000.00	47500.00	44500.00	47500.00	0.00	45000.00
BICYCLE WITH TYRES & TUBES	EACH	7000.00	6900.00	7600.00	8200.00	7500.00	7500.00	7750.00
TYRE CAR WITH TUBE GENERAL	EACH	3000.00	3000.00	3650.00	4300.00	2800.00	2900.00	2800.00
TYRE MOTOR CYCLE WITHOUT TUBE	EACH	1200.00	1120.00	1250.00	1250.00	970.00	990.00	850.00
TYRE CYCLE SPECIFY BRAND NAME	EACH	330.00	337.50	425.00	360.00	365.00	370.00	320.00
TYRE CAR W/O TUBE	EACH	2700.00	2900.00	3600.00	4000.00	2800.00	0.00	2800.00
PETROL SUPER	LITRE	84.53	84.53	84.53	84.53	84.53	84.53	84.53
HIGH SPEED DIESEL HSD	LITRE	94.09	94.09	94.09	94.09	94.09	94.09	94.09
CNG	K.G.	71.50	71.50	71.50	0.00	71.50	71.50	0.00
GAS CYLINDER STAND. SIZE	EACH	1265.00	1320.00	1425.00	1300.00	1320.00	1430.00	1400.00
MOTOR CYCLE SERVICE CHARGES	EACH	280.00	175.00	225.00	270.00	230.00	240.00	200.00
CAR SERVICE CHARGES	EACH	250.00	375.00	300.00	250.00	275.00	225.00	225.00
TYRE PUNCTURE CHARGES	EACH	50.00	75.00	70.00	50.00	70.00	65.00	30.00
CYCLE OVERHAULING CHARGES	EACH	200.00	337.50	275.00	400.00	281.00	290.00	275.00
CAR TAX FOR 800CC TO 1300CC	YEARLY	2650.00	2650.00	2650.00	2650.00	2650.00	2650.00	2650.00
TRAIN FARE ECO. 1-100 KM.	P/KM.	0.71	0.71	0.71	0.71	0.71	0.71	0.71
TRAIN FARE ECO. 101-500 KM.	P/KM.	1.02	1.02	1.02	1.02	1.02	1.02	1.02
TRAIN FARE ECO. > 500 KM.	P/KM.	0.93	0.93	0.93	0.93	0.93	0.93	0.93
TRAIN FARE IST SLP. 1-100KM	P/KM.	2.18	2.18	2.18	2.18	2.18	2.18	2.18
TRAIN FARE IST SLP.101-500 KM	P/KM.	2.69	2.69	2.69	2.69	2.69	2.69	2.69
TRAIN FARE IST SLP. > 500 KM	P/KM.	2.07	2.07	2.07	2.07	2.07	2.07	2.07
TRAIN FARE A/C SLP. 1-100KM.	P/KM	5.99	5.99	5.99	5.99	5.99	5.99	5.99
TRAIN FARE A/C SLP.101-500KM	P/KM.	4.77	4.77	4.77	4.77	4.77	4.77	4.77
TRAIN FARE A/C SLP > 500KM.	P/KM	4.32	4.32	4.32	4.32	4.32	4.32	4.32
PLATEFORM TICKET	EACH	10.00	10.00	10.00	10.00	10.00	10.00	10.00
AUTO RICKSHAW FARES	KM/MIN	50.00	60.00	65.00	50.00	30.00	30.00	70.00
FULL TONGA CHARGES	KM/MIN	60.00	60.00	75.00	80.00	49.38	50.00	56.00
TAXI 4 SEATER FARE	KM/MIN	100.00	100.00	60.00	100.00	100.00	100.00	50.00
BUS FARE MIN (WITHIN CITY)	TICKET	10.00	0.00	15.00	0.00	12.00	0.00	0.00
BUS FARE MAX (WITHIN CIT	TICKET	15.00	0.00	30.00	0.00	25.00	0.00	0.00
BUS FARE OUTSIDE CITY	P/KM.	0.93	0.93	0.93	0.93	0.93	0.93	0.93
A/C BUS FARE OUTSIDE CITY	P/KM.	1.45	1.11	1.74	1.56	1.40	1.40	1.40
MINIBUS FARE MIN.WITH IN CITY	TICKET	10.00	0.00	0.00	0.00	15.00	0.00	0.00
MINIBUS FARE MAX.WITH IN CITY	TICKET	10.00	0.00	0.00	0.00	29.00	0.00	0.00
SUZUKI FARE MIN.WITH IN CITY	TICKET	0.00	15.00	15.00	15.00	12.00	0.00	8.00
SUZUKI FARE MAXIMUM W.IN CITY	TICKET	0.00	20.00	27.50	20.00	25.00	0.00	8.00

Contd.

7.11 Intercity Consumer Prices December, 2014

Description	Unit	Wazira-bad	Sialkot	Faisalabad	Jhang	Multan	Muzaffar-garh	D.G. Khan
AIR FARE ECONOMY CLASS.	P/KM.	0.00	0.00	19.26	0.00	19.26	0.00	0.00
POSTAL ENVELOPE DOMESTIC	EACH	8.00	8.00	8.00	8.00	8.00	8.00	8.00
ENVELOPE FOR SAUDI ARABIA	EACH	50.00	50.00	50.00	50.00	50.00	50.00	50.00
POSTAL REGISTRATION CHARGES	EACH	28.00	28.00	28.00	28.00	28.00	28.00	28.00
U.M.S. REG CHARGES MIN.	EACH	59.00	58.00	58.00	58.00	58.00	58.00	58.00
T.C.S. CH. MIN.WITH IN ZONE	EACH	110.00	110.00	150.00	110.00	150.00	150.00	110.00
TELEPHONE CHARGES LOCAL CALL	P/CALL	3.94	3.94	3.94	3.94	3.94	3.94	3.94
TEL CHARGES OUT SIDE CITY	P/CALL	3.94	3.94	3.94	3.94	3.94	3.94	3.94
INTERNET CHARGES	P/HOUR	20.00	25.00	22.50	40.00	17.50	17.50	20.00
MOBILE CELL CHARGES	P/UNIT	3.00	3.06	3.00	3.00	3.00	4.00	3.00
FAX CHARGES (LOCAL)	P/PAGE	30.00	10.00	12.50	30.00	10.00	15.00	15.00
TELEPHONE SET AV. QLTY	EACH	475.00	300.00	475.00	900.00	775.00	450.00	900.00
MOBILE SET NOKIA/SONY/ERICSON/SAMSUNG WITHOUT CAMERA	EACH	4250.00	2600.00	2200.00	2900.00	3200.00	3200.00	2600.00
T.V. 20" COLORED WEGA H-A21.	EACH	18500.00	20000.00	24500.00	16500.00	23500.00	23500.00	23500.00
T.V 20" COLOR CHINA/KORIA)	EACH	7000.00	13500.00	16350.00	11900.00	14500.00	15000.00	14900.00
V.C.P. PANASONIC/LG/NAT	EACH	0.00	5450.00	5750.00	0.00	5000.00	0.00	5000.00
DVD/VCD PLAYER PANASONIC/LG	EACH	4100.00	4500.00	4000.00	4000.00	4420.00	4200.00	4000.00
RADIO WITH C.PLAYER NATIONAL	EACH	2500.00	2250.00	2175.00	1650.00	3333.33	0.00	3000.00
PERSONNEL COMPUTER (BRANDED)	EACH	37500.00	35000.00	38820.00	45000.00	48200.00	48200.00	35000.00
VID. CASSETTE BLK. TDK/SONY	EACH	0.00	100.00	150.00	0.00	180.00	170.00	150.00
COM. C.D. (TDK/IMATION)	EACH	35.00	42.50	67.50	40.00	60.00	50.00	60.00
TAPE RECORDER CASSETTE BLANK	EACH	35.00	30.00	65.00	60.00	50.00	42.50	40.00
VIDEO GAME SEGA 16 BYTE	EACH	0.00	1250.00	1500.00	1150.00	1300.00	0.00	1600.00
CINEMA A/C. HIGH CLASS	TICKET	0.00	40.00	150.00	0.00	150.00	0.00	0.00
CINEMA NON-A/C HIGH CLASS	TICKET	0.00	40.00	100.00	50.00	80.00	40.00	35.00
CABLE CHARGES	PER MONT	300.00	250.00	300.00	300.00	300.00	275.00	350.00
TV.LICENCE FEE DOMESTIC	YEARLY	420.00	420.00	420.00	420.00	420.00	420.00	420.00
ENGLISH BOOK CLASS V1	EACH	77.00	77.00	77.00	77.00	77.00	77.00	77.00
ENGLISH BOOK CLASS IX OR X	EACH	129.00	129.00	129.00	129.00	129.00	129.00	129.00
ENG. BOOK IST.YR COMPLETE SET	EACH	82.00	82.00	82.00	82.00	82.00	82.00	82.00
ENGLISH BOOK BA/B.SC	EACH	178.00	178.00	178.00	178.00	178.00	178.00	178.00
URDU BOOK CLASS V (T.B.BORD)	EACH	70.00	70.00	70.00	70.00	70.00	70.00	70.00
URDU BOOK CLASS IX/X(T.B.B)	EACH	137.00	137.00	137.00	137.00	137.00	137.00	137.00
URDU BOOK IST.YEAR/INTER	EACH	51.00	51.00	51.00	51.00	51.00	51.00	51.00
URDU BOOK BA/B.SC	EACH	140.00	140.00	140.00	140.00	140.00	140.00	140.00
MATHS BOOK CALSS V (T.B.B)	EACH	84.00	84.00	84.00	84.00	84.00	84.00	84.00
MATHS BOOK CLASS IX OR X	EACH	236.00	236.00	236.00	236.00	236.00	236.00	236.00
MATHS BOOK IST.YEAR (T.B.B)	EACH	156.00	156.00	156.00	156.00	156.00	156.00	156.00
PAKISTAN STUDIES BOOK BA/B.SC	EACH	125.00	125.00	125.00	125.00	125.00	125.00	125.00
DAILY "DAWN"	P/COPY	19.00	19.00	19.00	19.00	19.00	19.00	19.00
DAILY "JANG"	P/COPY	12.00	12.00	12.00	12.00	12.00	12.00	12.00
DAILY "NAWA-E-WAQT"	P/COPY	12.00	12.00	12.00	12.00	12.00	12.00	12.00
WEEKLY "AKHBAR-E-JAHAN"	P/COPY	55.00	55.00	55.00	55.00	55.00	55.00	55.00
WEEKLY "MAG"	P/COPY	45.00	45.00	45.00	45.00	45.00	45.00	45.00
MONTHLY "NAUNEHAL DIGEST"	P/COPY	35.00	35.00	35.00	35.00	35.00	35.00	35.00
PAPER FOOLSCAPE (27"x17")	QUIRE	30.00	30.00	45.00	55.00	37.50	32.50	27.50
EXERCISE.BOOK LINED 80/100 PGS	EACH	40.00	80.00	57.50	60.00	32.50	27.50	27.50
PENCILGOLDFISH/DEER	EACH	5.00	7.00	6.00	6.00	6.50	6.00	6.00
PEN INK DOLLOR 57 ML BOTTLE	EACH	20.00	25.00	20.00	20.00	20.00	20.00	20.00
PHOTOSTATE PAPER 70 GM	PRT	280.00	275.00	345.00	325.00	267.50	330.00	360.00
BALL PEN (local)	EACH	5.00	5.00	5.00	6.00	5.50	6.00	6.00
FOUNTAIN PEN HERO/WINGS/CHINA	EACH	40.00	40.00	50.00	50.00	45.00	45.00	35.00
PRIVATE SCHOOL FEE ENGLISH MED.AVG. STANDARD (CLASS I)	P/MONTH	1100.00	700.00	1600.00	1275.00	1733.33	687.50	1300.00
PRIVATE SCHOOL FEE ENGLISH MED.AVG. STANDARD (CLASS V)	P/MONTH	1300.00	800.00	1800.00	1275.00	1808.33	812.50	1350.00
PRIVATE SCHOOL FEE ENGLISH MED.AVG. STANDARD (CLASS VI)	P/MONTH	1400.00	900.00	1800.00	1400.00	1866.67	900.00	1400.00
PRIVATE SCHOOL FEE ENGLISHMED.AVG. STANDARD (CLASS X)	P/MONTH	1500.00	1000.00	2000.00	1500.00	2200.00	1150.00	2250.00
PRIVATE MEDICLE COLLEGE FEE MBBS (IST YEAR)	P/MONTH	0.00	0.00	25000.00	0.00	48750.00	0.00	0.00
PRIVATE ENGINEERING COLLEGE FEE (ISTR YEAR)	P/MONTH	0.00	0.00	3200.00	0.00	0.00	0.00	0.00
GOVT. COLLEGE FEE IST. YEAR	MONTH	50.00	50.00	50.00	50.00	50.00	50.00	50.00
GOVT. COLLEGE FEE 4TH. YEAR	MONTH	60.00	60.00	60.00	60.00	60.00	60.00	60.00
GOVT. UNIVERSITY FEE MSC.	MONTH	77.50	0.00	70.00	115.00	217.00	217.00	330.00
GOVT. MED. COLLEGE FEE MBBS	MONTH	873.00	0.00	1250.00	0.00	1250.00	873.00	1250.00
GOVT. ENGG. COLL. FEE I YEAR	MONTH	1558.00	0.00	3200.00	0.00	1666.67	500.00	0.00

Contd.

7.11 Intercity Consumer Prices December, 2014

Description	Unit	Wazira-bad	Sialkot	Faisalabad	Jhang	Multan	Muzaffar-garh	D.G. Khan
COACHING FEE FOR CLASS IX/X	P/MONTH	500.00	550.00	1200.00	1200.00	800.00	500.00	500.00
COACHING CHARGES FOR CLASS IST YEAR/INTER (SCIENCE)	P/MONTH	800.00	1900.00	1700.00	1800.00	1200.00	900.00	1500.00
COACHING CHARGES FOR CLASS IST YEAR/INTER (COMMERCE)	P/MONTH	800.00	2400.00	1375.00	1800.00	1133.33	900.00	1000.00
I.T. TUITION FEES	P/MONTH	3900.00	0.00	1550.00	1000.00	1133.00	0.00	2000.00
MBA TUITION FEES	P/MONTH	2000.00	0.00	15000.00	0.00	6666.67	0.00	2000.00
BREAD TANDOORI ST. SIZE	EACH	6.00	7.00	6.00	6.00	6.00	6.00	5.00
COOKED MUTTON (AV. HOTEL)	PLATE	120.00	125.00	135.00	140.00	105.00	110.00	95.00
COOKED BEEF (AV. HOTEL)	PLATE	60.00	62.50	72.50	70.00	80.00	80.00	65.00
COOKED DAL (AV. HOTEL)	PLATE	35.00	32.50	42.50	60.00	40.00	45.00	35.00
CHICKEN BIRYANI FULL/DOUBLE	PLATE	120.00	120.00	120.00	180.00	131.67	100.00	85.00
TEA PREPARED (ORDINARY)	CUP	15.00	15.00	20.00	15.00	20.00	17.50	20.00
HAIRCUT CHARGES FOR MEN	P/CUT	60.00	50.00	62.50	50.00	58.33	47.50	50.00
BEAUTY PORL HAIR STYL CHARGE	P/STY.	300.00	160.00	212.50	120.00	192.50	190.00	175.00
SHAVING CHARGES	PER SHV	40.00	30.00	32.50	25.00	30.00	27.50	30.00
LIPSTICK S.MISS/MEDORA	EACH	110.00	90.00	110.00	110.00	110.00	110.00	110.00
NAIL POLISH S.MISS/MEDORA	EACH	60.00	52.50	105.00	100.00	95.00	95.00	55.00
PERFUME MED.SIZE MEDORA/BROACH	EACH	120.00	180.00	180.00	180.00	120.00	120.00	180.00
HAIR-OIL AMLA/CHAMBELI	BOTTLE	110.00	100.00	120.00	110.00	110.00	110.00	110.00
TOILET SOAP LUX 95 GRAMS	EACH	40.38	40.38	40.38	40.38	40.38	40.38	40.38
TOILET SOAP LIFEBOUY 140 GRM	EACH	36.00	36.00	36.00	36.00	36.00	36.00	36.00
TOILET SOAP SAFEGUARD BATH SIZE	EACH	48.00	46.00	48.00	48.00	48.00	48.00	48.00
TOOTHPASTE MACKLINES 70 GRM	EACH	50.00	50.00	50.00	50.00	50.00	50.00	50.00
TOOTHPAST MED SIZE CLGATE 70 GMS	EACH	60.67	60.67	60.67	60.67	60.67	60.67	60.67
TOOTHBRUSH SHEILD A/PLAUQUE	EACH	45.00	40.00	60.00	55.00	30.00	25.00	35.00
TOOTHPOWDER DENTONIC 90 GRM	EACH	25.00	25.00	25.00	25.00	28.00	28.00	28.00
HAIR-COLOUR BEGIN (6 GMS)	EACH	95.00	90.00	95.00	95.00	95.00	95.00	95.00
HAIR COLOUR (KALAKOLA)	BOTTLE	130.00	120.00	120.00	120.00	120.00	120.00	120.00
FACECREAM PONDS (MEDIUM)	EACH	110.00	105.00	110.00	110.00	110.00	110.00	110.00
TALC POWDER VICE ROAY,B.CAT	EACH	135.00	120.00	150.00	130.00	135.00	135.00	135.00
BLADE TREET ORDINARY 10'S	PKT.	40.00	30.00	30.00	30.00	29.67	30.00	35.00
BLADE 7-O-CLOCK STAIN. 5'S	PKT.	35.00	30.00	30.00	35.00	30.00	30.00	35.00
SHAMPOO SUNSILK/PAINTIN 100 ML	BOTTLE	110.00	110.00	110.00	110.00	110.00	110.00	110.00
BEAUTY CREAM (FAIR & LOVELY)	EACH	155.00	85.00	65.00	155.00	155.00	155.00	115.00
HAIR REMOVING CREAM (EU-CREAM)	TUBE	65.00	60.00	55.00	60.00	60.00	60.00	60.00
GEL MEDIUM SIZE	BOTTLE	60.00	65.00	95.00	60.00	90.00	90.00	130.00
DISPOSABLE RAZOR GILLET-II	EACH	40.00	35.00	37.50	40.00	35.00	35.00	35.00
SHAVING CREAM TOUCH-ME/ADM.	EACH	60.00	50.00	55.00	60.00	60.00	60.00	60.00
GOLD TEZABI 24 CT	10 GM.	40125.00	40470.00	40470.00	40300.00	39950.00	39950.00	40509.00
SILVER TEZABI 24 CT	10 GM.	610.00	625.00	610.00	608.00	590.00	590.00	600.00
ARTIFICIAL JEWELLARY SET	SET	700.00	187.50	575.00	350.00	631.25	525.00	450.00
WRIST WATCH GENTS CITIZEN (ORIGINAL) ***	EACH	2500.00	2450.00	4750.00	5000.00	2500.00	2600.00	2500.00
WRIST WATCH LADIES CITIZEN (ORIGINAL) ***	EACH	2400.00	2450.00	4750.00	5000.00	2500.00	2500.00	2500.00
WALL CLOCK QUARTZ AV.QLTY	EACH	425.00	310.00	450.00	1000.00	400.00	325.00	450.00
SUITCASE REXIN (24"x16"x6")	EACH	775.00	692.50	1150.00	800.00	775.00	725.00	1200.00
TRUNK MEDIUM SIZE ***	EACH	1500.00	1325.00	1450.00	1000.00	1191.67	1225.00	1500.00
PURSE LADIES (LEATHER) AVERAGE QUALITY	EACH	700.00	450.00	475.00	900.00	1200.00	1050.00	450.00

7.11 Intercity Consumer Prices December, 2014

Description	Unit	Vehari	Sargodha	Mianwali	Bahawal- pur	Bahawal- nagar	R.Y. Khan	Karachi
WHEAT	10 KG.	331.25	330.00	355.00	348.75	340.00	337.50	345.00
WHEAT FLOUR FINE/SUPERIOR.	KG.	42.00	40.00	45.00	41.50	42.00	40.00	48.62
WHEAT FLOUR AVG. QLTY	KG.	40.00	37.00	40.00	40.00	39.00	39.00	38.62
WHEAT FLOUR BAG	10 KG.	392.50	400.00	410.00	400.00	380.00	360.00	423.08
MAIDA	KG.	50.00	51.00	52.00	50.00	52.50	50.00	53.08
SUJI	KG.	50.00	51.00	55.00	50.00	52.50	50.00	53.08
BESAN AV. QLTY.	KG.	80.00	70.00	75.00	80.00	80.00	75.00	83.08
RICE BASMATI SUP. QLTY.	KG.	135.00	105.00	140.00	135.00	127.50	140.00	163.08
RICE BASMATI 385/386	KG.	87.50	75.00	100.00	120.00	77.50	85.00	96.54
RICE BASMATI BROKEN AV.QLTY	KG.	75.00	67.50	80.00	62.50	52.50	75.00	81.54
RICE IRRI-6 (SINDH/PUNJAB)	KG.	45.00	47.50	60.00	52.50	50.00	40.00	61.54
VERMICELLI	KG.	80.00	70.00	100.00	75.00	80.00	80.00	81.54
BREAD PLAIN MEDIUM SIZE	EACH	40.00	40.00	40.00	45.00	40.00	35.00	45.00
RUSK (PAPAY)	KG.	190.00	180.00	200.00	190.00	200.00	200.00	186.15
BISCUITS-PACKED	PKT	35.00	35.00	35.00	35.00	35.00	35.00	35.00
BISCUIT-BAKERY (LOOSE)	250 GM	75.00	75.00	80.00	85.00	70.00	75.00	71.54
CORNFLAKS FAUJI 225 GM.	PKT	176.40	166.50	166.50	175.50	171.00	176.40	171.00
SAMOSAS (VEGETABLE)	EACH	15.00	17.50	20.00	10.00	20.00	15.00	12.92
PASTRY AV.QLTY.	EACH	30.00	30.00	30.00	30.00	30.00	30.00	18.62
PATTIES (VEGETABLES)	EACH	15.00	30.00	30.00	20.00	25.00	25.00	14.62
NIMCO	250 GM	70.00	65.00	80.00	60.00	80.00	80.00	81.54
CHIPS	250 GM	60.00	90.00	80.00	70.00	140.00	128.00	96.54
BEEF WITH BONE AV.QLTY.	KG	250.00	275.00	280.00	265.00	260.00	250.00	346.15
MUTTON AV.QLTY.	KG	480.00	550.00	500.00	562.50	500.00	500.00	659.23
CHICKEN FARM BROILER (LIVE)	KG	145.00	150.00	152.00	144.00	160.00	156.00	161.54
FISH-RAHU MEDIUM SIZE	KG	290.00	245.00	350.00	275.00	320.00	300.00	279.23
MILK FRESH (UNBOILED)	LTR.	65.00	60.00	60.00	60.00	60.00	60.00	84.00
CURD	KG.	71.25	70.00	80.00	70.00	75.00	80.00	120.00
MILK TETRA PACK 1/2 LTR.	PKT.	60.00	60.00	60.00	60.00	60.00	60.00	60.00
LACTOGEN 400 GRAMS	PKT.	435.00	432.50	425.00	435.00	425.00	425.00	425.00
POWDER MILK NIDO 400GM.	PKT	350.00	350.00	345.00	350.00	350.00	350.00	350.00
MILK POWDER LOOSE/PACKED	KG.	590.00	525.00	425.00	475.00	550.00	550.00	540.00
BUTTER LOCAL PACKED	50 GM.	25.00	30.00	40.00	35.00	21.42	25.00	24.00
EGGS FARM	DOZ	104.00	104.00	108.00	102.00	98.00	110.00	112.62
MUSTARD OIL AV.QLTY.	KG.	175.00	190.00	180.00	160.00	180.00	200.00	166.54
COOKING OIL (DALDA)	2.5LTR	540.00	510.00	520.00	520.00	520.00	520.00	520.00
COOKING OIL (PAKWAN) OTHER BRAND SPECIFY	2.5 LTR	540.00	425.00	520.00	520.00	520.00	520.00	506.15
VEGETABLE GHEE TIN	2.5KG.	510.00	495.00	505.00	505.00	505.00	500.00	505.00
VEGETABLE GHEE (LOOSE)	KG.	194.00	140.00	170.00	152.50	147.50	152.00	161.54
DATES AV.QLTY.	KG.	190.00	135.00	160.00	190.00	215.00	160.00	232.31
PISTACHIO AV.QLTY.	50 GM.	150.00	140.00	90.00	105.00	150.00	110.00	146.15
ALMONDS WHOLE AV.QLTY.	KG.	512.50	475.00	400.00	425.00	600.00	600.00	930.77
COCONUT DRY AV.QLTY.	KG.	290.00	290.00	360.00	272.50	300.00	280.00	366.15
RAISINS AV.QLTY.	50 GM.	21.00	17.50	20.00	23.00	17.50	16.00	26.54
GROUNDNUTS (WITH SHELL)	KG.	155.00	180.00	200.00	230.00	160.00	190.00	306.15
MALTA/MOSAMBI	DOZ	95.00	55.00	0.00	110.00	107.50	120.00	126.15
KINNU	DOZ	75.00	45.00	50.00	85.00	50.00	70.00	106.15
APPLE	KG	145.00	75.00	120.00	105.00	102.50	100.00	126.15
ALOO BUKHARA	KG	0.00	0.00	0.00	0.00	0.00	0.00	0.00
POMEGRANATE (ANNAR)	KG	190.00	190.00	160.00	212.50	175.00	200.00	186.15
GRAPES	KG	0.00	0.00	0.00	0.00	0.00	0.00	0.00
BANANAS	DOZ	55.00	45.00	60.00	52.50	45.00	60.00	53.08
MANGO KALMI	KG	0.00	0.00	0.00	0.00	0.00	0.00	0.00
GUAVA	KG	95.00	80.00	100.00	80.00	50.00	60.00	86.15
WATERMELON (TURBOOZ)	KG	0.00	0.00	0.00	0.00	0.00	0.00	0.00
MUSKMELON (KHARBOOZA)	KG	0.00	0.00	0.00	0.00	0.00	0.00	0.00
SWEETMELON (GARMA)	KG	0.00	0.00	0.00	0.00	0.00	0.00	0.00
PULSE MASOOR (WHOLE)	KG.	125.00	115.00	140.00	120.00	140.00	120.00	115.85
PULSE MASOOR (WASHED)	KG.	135.00	150.00	180.00	140.00	140.00	125.00	123.08
PULSE MOONG (WASHED)	KG.	175.00	160.00	145.00	175.00	147.50	160.00	163.08
PULSE MASH (WASHED)	KG.	165.00	160.00	170.00	175.00	147.50	160.00	153.08
PULSE GRAM	KG.	72.50	67.50	70.00	77.50	80.00	70.00	83.08
GRAM WHOLE BLACK AV QLTY.	KG.	62.50	72.50	65.00	72.50	70.00	70.00	73.08

Contd.

7.11 Intercity Consumer Prices December, 2014

Description	Unit	Vehari	Sargodha	Mianwali	Bahawal- pur	Bahawal- nagar	R.Y. Khan	Karachi
GRAM WHOLE YELLOW AV.QLTY	KG.	115.00	110.00	100.00	130.00	120.00	105.00	126.15
BEANS (LAL LOBIA)	KG.	190.00	170.00	180.00	150.00	200.00	140.00	153.08
POTATOES	KG	30.00	32.50	40.00	42.50	30.00	35.00	31.54
ONION	KG	20.00	17.50	20.00	22.50	18.50	16.00	21.54
TURNIP	KG	15.00	22.50	30.00	22.50	19.00	16.00	36.54
RADISH	KG	15.00	20.00	15.00	22.50	20.00	15.00	23.08
TOMATOES	KG	45.00	40.00	60.00	50.00	60.00	50.00	43.08
CABBAGE	KG	30.00	22.50	30.00	22.50	30.00	40.00	33.08
CAULIFLOWER	KG	30.00	45.00	50.00	37.50	30.00	30.00	43.08
BRINJAL	KG	27.50	35.00	30.00	27.50	40.00	30.00	33.08
PUMPKIN	KG	0.00	0.00	0.00	0.00	0.00	0.00	0.00
BOTTLEGOURD	KG	0.00	0.00	0.00	0.00	0.00	0.00	0.00
LADY FINGER	KG	0.00	0.00	0.00	0.00	0.00	0.00	0.00
PEAS	KG	70.00	50.00	60.00	62.50	60.00	60.00	86.15
SPINACH	KG	15.00	20.00	15.00	17.50	20.00	20.00	26.54
TINDA	KG	0.00	0.00	0.00	0.00	0.00	0.00	0.00
TURAI	KG	0.00	0.00	0.00	0.00	0.00	0.00	0.00
KARAILA	KG	0.00	0.00	0.00	0.00	0.00	0.00	0.00
ARVI	KG	0.00	0.00	0.00	0.00	0.00	0.00	0.00
CHILLIES GREEN	KG	45.00	45.00	60.00	60.00	60.00	36.00	66.15
CARROT	KG	30.00	30.00	40.00	50.00	30.00	35.00	43.08
CUCUMBER (KHEERA)	KG	60.00	55.00	60.00	72.50	60.00	50.00	43.08
LEMON	250GM	50.00	27.50	30.00	17.50	20.00	30.00	33.08
SUGAR REFINED	KG.	54.00	54.00	52.00	55.00	52.00	50.00	55.23
GUR AV.QLTY	KG.	77.50	65.00	90.00	67.50	70.00	70.00	83.08
HONEY LANGANESE 500 GM.	BOTTLE	880.00	875.00	880.00	850.00	850.00	780.00	800.00
MILO 200 GM.	BOTTLE	200.00	200.00	240.00	220.00	220.00	190.00	210.00
CUSTARD POWDER RAFHAN 300 GM.	PKT	75.00	75.00	75.00	75.00	75.00	75.00	75.00
TOFFEE (HILAL)	EACH	2.00	2.00	1.00	1.00	2.00	2.00	1.00
CHOWKELATE CANDY (SMALL SIZE)	EACH	5.00	5.00	5.00	5.00	5.00	5.00	5.00
SWEETMEAT (MIXED)	KG	280.00	270.00	300.00	335.00	280.00	330.00	459.23
ICE CREAM WALLS	CUP.	40.00	40.00	40.00	40.00	40.00	40.00	40.00
ICE	KG	5.50	10.00	3.00	7.50	10.00	8.00	10.00
JAM AHMED/MITCHELLES	BOTTLE	135.00	130.00	140.00	130.00	130.00	140.00	131.54
SQUASH-MITCHELLES	BOTTLE	150.00	150.00	150.00	150.00	150.00	150.00	140.00
ROOH AFZA	BOTTLE	140.00	140.00	150.00	140.00	140.00	145.00	140.00
JAM-E-SHIREEN	BOTTLE	150.00	150.00	150.00	150.00	150.00	145.00	145.00
SAUNF	50 GM	19.00	15.00	15.00	22.00	17.50	14.00	21.54
CINAMON LOOSE AV. QLTY	50 GM.	20.00	27.50	20.00	20.00	30.00	25.00	26.54
CUMINSEED WHITE NATIONAL	50 GM.	52.00	52.00	52.00	52.00	54.00	54.00	52.00
PEPPER BLACK NATIONAL	50 GM.	96.00	96.00	100.00	96.00	96.00	96.00	96.00
CLOVES LOOSE AV.QLTY	50 GM.	95.00	135.00	94.75	105.00	100.00	90.00	85.00
CARDAMOM LARGE LOOSE AV.QLTY	50 GM.	155.00	170.00	120.00	127.50	152.50	160.00	166.15
CARDAMOM SMALL AV.QLTY	50 GM.	110.00	125.00	120.00	115.00	100.00	95.00	156.15
SALT-POWDERED (LAHORI) LOOSE	KG.	11.00	9.00	10.00	10.00	10.00	10.00	12.00
SALT POWDERED (NATIONAL/SHAN)	PKT	25.00	25.00	25.00	25.00	25.00	25.00	25.00
CHILLIES POWD.NATIONAL 200GM	PKT	105.00	105.00	105.00	105.00	105.00	105.00	105.00
CHILLIES POWDER LOOS	KG.	230.00	280.00	300.00	210.00	240.00	290.00	307.69
CORRIANDER SEED POWD.NATIONAL	PKT	78.00	78.00	78.00	88.00	78.00	78.00	88.00
CORRIANDER SEED (LOOSE)	KG.	265.00	275.00	320.00	300.00	240.00	280.00	236.15
TURMERIC POWD.NATIONAL 50GM	PKT.	35.00	35.00	35.00	35.00	35.00	35.00	35.00
CURRY POWD. NATIONAL 200 GM	PKT.	87.00	87.00	87.00	87.00	87.00	87.00	86.00
TOMATO KETCHUP AHMED/MITCHL	BOTTLE	95.00	85.00	80.00	70.00	100.00	120.00	80.00
PICKLES AHMED/MITCHELLES	BOTTLE	120.00	110.00	100.00	105.00	105.00	120.00	100.00
VINEGAR SYNTHETIC (SIRKA)	BOTTLE	80.00	50.00	70.00	50.00	90.00	80.00	60.00
GARLIC	KG	125.00	117.50	140.00	125.00	120.00	120.00	153.08
GINGER	KG	180.00	220.00	250.00	145.00	160.00	130.00	186.15
TAPAL DANEDAR TEA 200GM PACKET	PKT	126.32	126.32	113.68	126.32	126.32	126.32	126.32
TEA LIPTON YELLOW LABEL 200GM.	PKT.	128.42	128.42	128.42	128.42	128.42	128.42	128.42
TEA LOOSE KENYA AV.QLTY 250GM.	PKT.	120.00	130.00	150.00	142.50	120.00	127.50	126.54
COFFEE-NESCAFE 75 GM. **	BOTTLE	350.00	360.00	320.00	360.00	355.00	355.00	300.00
COLD DRINK (STANDARD SIZ)	BOTTLE	22.00	23.50	25.00	22.00	25.00	25.00	25.00
FRUIT JUICE TETRA PACK	PKT.	15.00	20.00	20.00	15.00	15.00	15.00	18.00

Contd.

7.11 Intercity Consumer Prices December, 2014

Description	Unit	Vehari	Sargodha	Mianwali	Bahawal- pur	Bahawal- nagar	R.Y. Khan	Karachi
MINERAL WATER NESTLE 1.5 LTR	BOTTLE	50.00	45.00	50.00	47.00	50.00	50.00	50.00
CIGARETTES K-2 10'S **	PKT	48.00	48.00	47.00	45.00	45.00	45.00	45.00
CIGARETTES CAPSTAN 10'S **	PKT	50.00	50.00	50.00	50.00	50.00	50.00	50.00
CIGARETTES GOLD LEAF 20'S	PKT	100.00	100.00	100.00	98.00	100.00	100.00	100.00
CIGARETTES MORVEN GOLD 20'S	PKT	50.00	50.00	50.00	50.00	50.00	50.00	50.00
BETEL LEAVES	50GM.	57.50	70.00	75.00	105.00	50.00	60.00	80.00
BETEL NUTS	KG.	387.50	290.00	290.00	355.00	250.00	250.00	266.15
LONG CLOTH 57" GUL AHMED/AL-KARAM	METER	165.00	225.00	200.00	180.00	270.00	270.00	170.00
SHIRTING AV.QLTY.	METER	155.00	140.00	150.00	115.00	190.00	200.00	138.08
PANT CLOTH W & WEAR AV.QLTY	METER	412.50	425.00	400.00	525.00	550.00	500.00	379.62
LAWN PRINTED GUL AHMED/AL-KARAM	METER	175.00	360.00	200.00	366.00	360.00	360.00	360.00
GEORGETTE AV.QLTY	METER	145.00	162.50	105.00	110.00	225.00	225.00	114.62
LINEN AV.QLTY ***	METER	160.00	135.00	140.00	125.00	240.00	240.00	126.15
HEAVY WT SUITING LAWERNCPUR AVG QLTY	METER	1200.00	950.00	950.00	1500.00	1500.00	1300.00	1415.38
HEAVY WT SUITING LAWERNCPUR SUP QLTY	METER	1950.00	1350.00	1200.00	2100.00	2000.00	1600.00	1815.38
TROPICAL SUITING LAW.PUR	METER	1000.00	950.00	950.00	1350.00	1400.00	1100.00	1200.00
PANT BOY 24"/26" LENGTH.	EACH	525.00	400.00	350.00	462.50	550.00	400.00	424.62
SHIRT BOY 24"/26" LENGTH	EACH	275.00	275.00	255.00	387.50	400.00	400.00	330.77
SCHOOL UNI. PANT,SHIRT BOYS	SUIT	412.50	462.50	600.00	725.00	800.00	800.00	496.15
SCHOOL UNI. KAMEEZ,SHAL.BOYS	SUIT	412.50	550.00	600.00	725.00	800.00	700.00	450.00
SCHOOL UNI. KAMEEZ,SHAL.GIRL	SUIT	412.50	530.00	650.00	687.50	800.00	750.00	500.00
FROCK W/WEAR GIRLS	EACH	625.00	925.00	1000.00	2150.00	1500.00	990.00	773.08
AWAMI-SUIT W & W(BOY) 24"/26	SUIT	587.50	750.00	1200.00	775.00	1400.00	1000.00	796.15
AWAMI-SUIT W&W (GENTS)AV.QLTY	SUIT	1150.00	1750.00	1300.00	1150.00	1800.00	1485.00	1292.31
PULLOVER GENTS OXFORD/BON.	EACH	3275.00	3400.00	2300.00	2890.00	3080.00	2980.00	2800.00
PULLOVER LADIES OXFORD/BON.	EACH	3275.00	2500.00	2300.00	2500.00	2980.00	2795.00	3000.00
PULLOVER (GENTS) OTHERS A.QTY	EACH	575.00	875.00	800.00	950.00	1400.00	800.00	861.54
SECOND-HAND COAT FOR MEN	EACH	200.00	250.00	420.00	1350.00	500.00	425.00	430.77
SECONDHAND SWEETER FOR MEN DUP QLTY	EACH	95.00	250.00	150.00	425.00	250.00	175.00	265.38
SECONDHAND WINTER JACKET	EACH	212.50	350.00	300.00	650.00	450.00	325.00	475.00
UNDERWEAR AV.QLTY MEDIUM SIZE	EACH	87.50	120.00	150.00	110.00	225.00	225.00	159.23
VEST FOR MEN AV.QLTY.	EACH	115.00	110.00	150.00	187.50	220.00	220.00	166.15
VEST/SHAMEEZ (WOMEN) AVG. QLTY	EACH	95.00	90.00	150.00	175.00	200.00	175.00	146.15
SOCKS NYLON (PAKISTANI)	PAIR	77.50	110.00	100.00	115.00	100.00	95.00	76.15
BRASSIER AV.QLTY.	EACH	95.00	110.00	200.00	160.00	230.00	210.00	179.23
BRASSIER SUP QLTY	EACH	225.00	425.00	400.00	387.50	595.00	595.00	306.15
DOPATTA GEORGETTE AV.QLTY.	EACH	325.00	260.00	200.00	337.50	450.00	412.50	243.08
DOPATTA COTTON AV GLTY	EACH	195.00	250.00	180.00	337.50	400.00	250.00	226.15
CHADDAR (W/WEAR) (2x2.5 MTR)	EACH	375.00	350.00	300.00	425.00	650.00	450.00	480.77
LUNGI/DHOTI(COTTON) AVG. QLTY	EACH	287.50	275.00	295.00	287.50	400.00	300.00	315.38
HANDKERCHIEF AVG. QLTY PAK	EACH	30.00	35.00	40.00	32.50	50.00	35.00	53.08
HANDKERCHIEF SUP. QLTY PAK	EACH	60.00	55.00	60.00	77.50	60.00	60.00	86.15
GLOVES AV QLTY	PAIR	72.50	100.00	115.00	115.00	100.00	95.00	53.08
AZARBAND COTTON AVG. QLTY	EACH	15.00	17.50	15.00	13.50	15.00	15.00	15.00
SEWING THREAD/REEL(ASLI PARI)	EACH	12.00	6.50	6.00	5.00	6.00	6.00	7.00
WASHING CHARGES PAINT & SHIRT	SUIT	100.00	135.00	140.00	125.00	70.00	70.00	63.08
DRY CLEANING SUIT COAT PANT	SUIT	325.00	325.00	390.00	487.50	350.00	400.00	286.15
WASHING CH. (KAMIZ-SHALWAR)	PAIR	80.00	80.00	70.00	95.00	60.00	60.00	60.00
TAILORING SHIRT	EACH	325.00	375.00	300.00	425.00	300.00	400.00	350.00
TAILORING CHARGES PANT (MEN)	EACH	512.50	750.00	400.00	550.00	500.00	450.00	661.54
TAILORING COAT-PANT SUIT	SUIT	3650.00	3500.00	3050.00	5250.00	4000.00	4000.00	4592.31
TAILORING AWAMI-SUIT (MALE)	SUIT	425.00	475.00	450.00	525.00	450.00	650.00	526.92
TAILORING SUIT FEMALE	SUIT	387.50	550.00	300.00	500.00	350.00	500.00	480.77
GENTS SHOES PAUL BATA	PAIR	1199.00	1199.00	1199.00	1199.00	1199.00	1199.00	1199.00
GENTS SANDAL BATA	PAIR	699.00	699.00	699.00	699.00	699.00	699.00	699.00
GENTS SPOUNG CHAPPAL BATA	PAIR	179.00	179.00	179.00	179.00	179.00	179.00	179.00
LADIES SANDAL BATA	PAIR	499.00	499.00	499.00	499.00	499.00	499.00	499.00
LADIES SPOUNG CHAPPAL BATA	PAIR	179.00	179.00	179.00	179.00	179.00	179.00	179.00
CHILD SHOE POWER LITE BATA	PAIR	599.00	599.00	599.00	599.00	599.00	599.00	599.00
GENTS SHOE, ART 1109 SERVICE	PAIR	999.00	999.00	999.00	999.00	999.00	999.00	999.00
NYLON JOGGER 27 SIZE 2-5 ***	PAIR	1299.00	1299.00	1299.00	1299.00	1299.00	1299.00	1299.00
CHINA FOOT WEAR AV. QLTY (MALE) *	PAIR	675.00	550.00	400.00	1150.00	500.00	500.00	730.77
CHINA FOOT WEAR AV. QLTY (FEMALE) *	PAIR	325.00	550.00	400.00	1150.00	400.00	400.00	630.77

Contd.

7.11 Intercity Consumer Prices December, 2014

Description	Unit	Vehari	Sargodha	Mianwali	Bahawal- pur	Bahawal- nagar	R.Y. Khan	Karachi
CHINA FOOT WEAR AV. QLTY (CHILDREN) *	PAIR	262.50	400.00	400.00	875.00	400.00	400.00	565.38
SHOE REPAIR HALF SOLE	PAIR	55.00	150.00	80.00	110.00	100.00	90.00	106.15
SHOES POLISH CHARGES AVERAGE SHOP	PAIR	15.00	20.00	15.00	20.00	20.00	20.00	20.00
HOUSE RENT (combined)	MONTH	4498.00	5649.00	3494.00	6967.00	4238.00	3741.00	9976.00
rent 2	pm	4498.00	5649.00	3494.00	6967.00	4238.00	3741.00	9976.00
RENT3	PM	4498.00	5649.00	3494.00	6967.00	4238.00	3741.00	9976.00
RENT4	PM	4498.00	5649.00	3494.00	6967.00	4238.00	3741.00	9976.00
RENT5	PM	4498.00	5649.00	3494.00	6967.00	4238.00	3741.00	9976.00
RENT6	PM	4498.00	5649.00	3494.00	6967.00	4238.00	3741.00	9976.00
SYNTHETIC ENEMAL ROBIALAC BALTI 3.64 LTR.	EACH	2087.00	1947.74	1700.00	2087.00	2083.00	2085.00	1975.00
SYNTHETIC ENEMAL ICI BALTI 3.64 LTR.	EACH	2165.00	1938.84	1950.00	2080.00	2081.00	2165.00	1730.00
CEMENT (LOCAL) SPECIFY BRAND NAME	BAG	495.00	502.50	500.00	510.00	500.00	500.00	543.08
BRICKS (NEW) IST CLASS	P/1000	5000.00	6100.00	4800.00	4900.00	4550.00	5500.00	0.00
CEMENT BLOCKS (6"x8"x12")	P/100	0.00	0.00	0.00	0.00	0.00	0.00	2861.54
BAJREE	100CFT	5100.00	2950.00	2500.00	4600.00	5000.00	5500.00	3061.54
SAND (BLACK PIT SAND)	K100CFT	1300.00	1475.00	2500.00	2500.00	2000.00	1600.00	0.00
TIMBER SHESHAM LOG IST QUALITY	cubmt.	42377.00	63566.00	44000.00	45909.50	56496.00	56494.00	52965.00
IRON BAR (M.S. BAR) 1/2"	P/TON	85000.00	81000.00	82000.00	85500.00	78000.00	75500.00	77923.08
CARPANTER WAGE RATE	P/DAY	575.00	700.00	800.00	600.00	675.00	700.00	792.31
MASON (RAJ) WAGE RATE	P/DAY	600.00	750.00	800.00	675.00	675.00	700.00	861.54
UNSKILLED LABOUR WAGE RATE	P/DAY	350.00	450.00	400.00	425.00	375.00	400.00	530.77
PLUMBER WAGE RSTE	P/DAY	575.00	675.00	800.00	600.00	700.00	700.00	761.54
ELECTICIAN WAGE RATE PER DAY **	P/DAY	575.00	600.00	800.00	0.00	600.00	0.00	700.00
ELECTICIAN WAGE RATE PER POINT **	P/PNT	70.00	110.00	100.00	95.00	100.00	70.00	159.23
WATER CHARGES PER HOUSE	P/MONTH	50.00	25.00	65.00	60.00	50.00	50.00	117.50
ELECT.CHARGES UPTO 50 UNITS	P/UNIT	2.00	2.00	2.00	2.00	2.00	2.00	2.00
ELECT.CHARGES 01 - 100 UNIT	P/UNIT	5.79	5.79	5.79	5.79	5.79	5.79	5.79
ELECT.CHARGES 101 - 300 UNIT	P/UNIT	9.90	9.90	9.90	9.90	9.90	9.90	9.90
ELECT.CHARGES 301 - 1000 UNIT	P/UNIT	15.63	15.63	15.63	15.63	15.63	15.63	15.63
ELECT.CHARGES ABOVE 1000 UNIT	P/UNIT	17.71	17.71	17.71	17.71	17.71	17.71	17.71
ELEC	PM	10.21	10.21	10.21	10.21	10.21	10.21	10.21
GAS CHRg upto 3.3719 MMBUT	MMBTU	0.00	124.18	0.00	124.18	0.00	124.18	124.18
GAS CHRg 3.3719 - 6.7438 MMBUT	MMBTU	0.00	248.37	0.00	248.37	0.00	248.37	248.37
GAS CHRg 6.7438 - 10.1157 MMBUT	MMBTU	0.00	248.37	0.00	248.37	0.00	248.37	248.37
GAS CHRg10.1157 - 13.4876 MMBUT	MMBTU	0.00	620.91	0.00	620.91	0.00	620.91	620.91
GAS	PM	0.00	620.91	0.00	620.91	0.00	620.91	620.91
GAS	PM	0.00	372.55	0.00	372.55	0.00	372.55	372.55
KEROSENE OIL	LTR	106.00	95.00	95.00	105.00	100.00	100.00	113.85
FIREWOOD WHOLE	40 KG.	530.00	475.00	300.00	565.00	600.00	550.00	533.08
CHAIR SHESHAM WOOD WITH ARMS **	EACH	1900.00	2100.00	1800.00	2900.00	2500.00	1400.00	1430.77
CHAIR PLASTIC (CHAIRMAN) AVERAGE QUALITY	EACH	650.00	900.00	800.00	1150.00	800.00	850.00	780.77
TABLE SHESHAM WOOD (4X2X5") ***	EACH	3000.00	3750.00	3600.00	7800.00	10000.00	6000.00	6000.00
SOFASET WOODEN WITH FOAM SEAT **	SET	14500.00	18000.00	15000.00	27500.00	18000.00	20000.00	16000.00
COT IRON (WITH NIWAR)AV.QLTY.	EACH	1450.00	1900.00	1700.00	3900.00	2200.00	2350.00	2000.00
ALMIRAH (STEEL) 6'X3' 20 GUAGE	EACH	12000.00	11000.00	8300.00	14500.00	12000.00	7750.00	9307.69
DINNING TABLE 6 CHAIRS A.QLTY	SET	21000.00	23500.00	12000.00	29500.00	25000.00	30000.00	14615.38
SINGLE BED WITHOUT FOAM MED.	EACH	5000.00	5500.00	4000.00	9250.00	7000.00	6500.00	4500.00
MATRESS SINGLE(4"THICK)	EACH	5100.00	4900.00	4500.00	5700.00	5700.00	5700.00	4800.00
FARSHI DARI 12'X9' AV.QLTY	EACH	1175.00	1250.00	1500.00	1950.00	1500.00	1300.00	1361.54
DARI COTTON (6'x2 1/2') AV.QL	EACH	325.00	550.00	725.00	1550.00	1200.00	450.00	495.00
CARPET PLAIN AV. QLTY	SQFT.	29.00	37.50	55.00	27.50	42.00	35.00	60.00
QUILT (LIHAF) 3 KG. COTTON	EACH	775.00	1400.00	1000.00	1350.00	1200.00	750.00	1530.77
BLANKET (90" x 54")	EACH	4250.00	4500.00	3200.00	4900.00	4400.00	4000.00	2792.31
BEDSHEET SINGLE BED SUP.QLTY	EACH	625.00	700.00	500.00	1350.00	800.00	500.00	730.77
BED SHEET DOUBLE WITH TWO PILLOW COVERS SUP QLTY	SET	1225.00	1350.00	850.00	2150.00	2500.00	1800.00	1292.31
TOWEL(3'x2') AV. QALTY	EACH	275.00	190.00	280.00	187.50	300.00	300.00	226.15
CEILING FAN 48" SUPER QLTY **	EACH	3095.00	3400.00	3350.00	2550.00	3095.00	2800.00	3400.00
PEDESTAL FAN 22" SUPER QLTY	EACH	4750.00	4000.00	3500.00	3775.00	4720.00	3850.00	4400.00
REFG. DAWLENCE 10 CFT. D.DOOR	EACH	29200.00	33000.00	28000.00	30500.00	32000.00	30500.00	31100.00
D-FREEZER WAVES 8 CFT.	EACH	30200.00	28500.00	25000.00	30500.00	30500.00	31000.00	28100.00
AIRCONDITIONER 1.5 TON PEL	EACH	35000.00	35000.00	41000.00	38500.00	38500.00	41000.00	40000.00
SPLIT AIR CONDITIONER 1.5 TON (SPECIFY BRAND NAME)	EACH	42500.00	42250.00	41000.00	45000.00	47000.00	43000.00	44000.00
AIRCOOLER SUPER ASIA	EACH	14400.00	13250.00	10000.00	14600.00	14500.00	11000.00	9200.00

Contd.

7.11 Intercity Consumer Prices December, 2014

Description	Unit	Vehari	Sargodha	Mianwali	Bahawal-pur	Bahawal-nagar	R.Y. Khan	Karachi
WASHING MACHINE SINGER	EACH	15500.00	15900.00	15000.00	15700.00	15575.00	14700.00	15600.00
SEWING MACHINE(SINGER)	EACH	6210.00	5810.00	5210.00	5250.00	6260.00	6260.00	6200.00
GIZER LARGE SIZE 30 GALLON CAPACITY SUP QLTY	EACH	19400.00	19000.00	12500.00	14025.00	15900.00	20900.00	21000.00
GAS BURNER DOUBLE SPFY.BRAND	EACH	1250.00	1800.00	1550.00	1750.00	2200.00	1500.00	1861.54
ELECT. IRON PHILIPS MDL.1120	EACH	1500.00	2500.00	1600.00	1300.00	2100.00	2100.00	1600.00
ELECTRIC JUICER FOR APPLE	EACH	8250.00	4250.00	6375.00	4700.00	6000.00	4500.00	4200.00
S.STEEL DEGHCHI MEDIUM SIZE ***	EACH	737.50	425.00	525.00	1150.00	570.00	570.00	666.15
ALUMINIUM COOKING PAN (DEGCHI) MED SIZE	EACH	565.00	475.00	500.00	1050.00	1500.00	1500.00	646.15
NON STICK COOKING PAN (DEGCHI) SUP. QLTY	EACH	765.00	725.00	800.00	2000.00	1450.00	1450.00	886.15
FRYING PAN STEEL AVG. QLTY MED. SIZE	EACH	255.00	225.00	350.00	700.00	570.00	570.00	306.15
TAWA IORN (MEDIUM SIZE) AVG. QLTY	EACH	210.00	237.50	350.00	325.00	360.00	235.00	265.38
S.STEEL PLATE A.QLTY.(M.SIZE)	EACH	72.50	65.00	90.00	95.00	75.00	75.00	83.08
TABLE SPOON S.STEEL SUP.QLTY.	DOZEN	390.00	400.00	300.00	587.50	450.00	360.00	270.00
WATER SET JUG+6 GLASSES (OMROC)	SET	465.00	800.00	400.00	675.00	450.00	456.00	615.38
TEA SET PAK. CHINAWARE 21 PCS.	SET	2050.00	1900.00	1500.00	2300.00	2000.00	2000.00	1624.62
DINNER SET PLASTIC 72 PIECES SUPERIOR QLTY	SET	5500.00	5250.00	3550.00	7250.00	7800.00	7800.00	5653.85
HOTPOT SET PLASTIC 3 PCS.	SET	1425.00	1350.00	1200.00	2050.00	1250.00	1250.00	1311.54
BUCKET(BALTI) PLASTIC MED.SIZ	EACH	312.50	375.00	250.00	462.50	370.00	220.00	359.23
LOTA PLASTIC (MED SIZE) AVERAGE QUALITY	EACH	52.50	45.00	60.00	55.00	80.00	50.00	73.08
PRESURE COOKER 4 LTR.	EACH	1650.00	1300.00	1225.00	2100.00	1580.00	1580.00	1661.54
WATER COOLER 9/10 LTR.PLASTIC ***	EACH	575.00	675.00	750.00	925.00	600.00	480.00	615.38
THERMOS STARVAC 1 LTR	EACH	462.50	450.00	400.00	600.00	450.00	250.00	365.38
BULB PHILIPS 100-WATTS	EACH	30.00	27.50	25.00	30.00	30.00	30.00	35.00
TUBE LIGHT PHILIPS 40 WATTS	EACH	99.00	100.00	100.00	100.00	100.00	100.00	100.00
ELECTRIC BLUBS "0" WATTE LOCAL	EACH	20.00	20.00	20.00	20.00	25.00	25.00	25.00
ELECTRIC BLUB ENERGY SAVER 14 WATTS	EACH	170.00	165.00	150.00	175.00	170.00	170.00	170.00
WASHING SOAP 250 GMS SPECIFY BRAND NAME	EACH	40.00	40.00	35.00	40.00	40.00	40.00	20.00
SURF EXCEL 400 GMS POLY BAG	EACH	125.00	125.00	125.00	125.00	125.00	125.00	125.00
WASHING POWDER 1000 GRM	EACH	185.00	185.00	185.00	185.00	185.00	185.00	185.00
WASHING POWDER (WHEEL/ BONUS) 100 GRAMS	EACH	95.00	95.00	95.00	95.00	95.00	95.00	95.00
CLEANSER POWDER VIM 1000 GM	PKT.	72.22	77.78	72.22	77.78	72.22	72.22	72.22
FINIS 500 ML	BOTTLE	150.00	225.00	155.00	237.50	180.00	175.00	160.00
PHNYLE TYPHONE/FINIS/CARRANITE 3 LITRES	BOTTLE	145.00	145.00	165.00	165.00	150.00	160.00	120.00
HARPIC	BOTTLE	135.00	135.00	135.00	135.00	135.00	135.00	135.00
BOOT POLISH CHERRY/KIWI 50ML	EACH	111.11	100.00	100.00	111.11	100.00	100.00	100.00
ROBIN BLUE (35 GRAMS)	PKT.	45.00	45.00	45.00	45.00	45.00	45.00	35.00
TISSU PAPER PERFUMED 100 PCS.	PKT	95.00	95.00	110.00	100.00	115.00	95.00	123.08
TOILET PAPER ROLL (R.PETEL)	P/ROLL	38.00	38.00	35.00	38.00	38.00	38.00	35.00
BOOT POLISH LIQUID CHEERY BLOSSOM KIWI 75 ML	BOTTLE	140.00	130.00	120.00	140.00	140.00	140.00	130.00
MATCH BOX SMALL	EACH	2.00	2.00	2.00	2.50	2.00	2.00	2.00
DRY CELL 1.5 VOLT(LOCAL)	EACH	25.00	22.50	25.00	20.00	30.00	25.00	15.00
HAND STITCHING NEEDLE M.SIZE	PACKET	10.00	10.00	9.00	10.00	6.00	6.00	6.00
SEWING MACHINE NEEDLE (SINGER)	EACH	5.00	5.00	5.00	5.00	8.50	8.50	5.00
HOUSEHOLD SERVANT FEMALE P/T	P/MNTH	1500.00	3250.00	2000.00	1900.00	1800.00	1000.00	1861.54
MARRIAGE HALL WITH FURNITURE	P/HEAD	95.00	165.00	60.00	95.00	105.00	70.00	301.54
SEPTRAN TABLETS	10TAB.	15.00	15.00	16.00	16.00	16.00	16.00	15.00
BRUFEN TABS 200-MG.	10TAB.	10.00	10.00	10.00	10.00	10.00	10.00	10.00
PANADOL TAB. EXTRA/PLAIN	10TAB.	10.00	10.00	10.00	10.00	10.00	10.00	10.00
DISPRIN TAB.	10TAB.	10.00	10.00	10.00	10.00	10.00	10.00	10.00
TRISIL TAB.	10 TAB	10.00	10.00	10.00	10.00	10.00	10.00	10.00
FLAGYL TAB. 200 MG.	10TAB.	10.00	10.00	10.00	10.00	10.00	10.00	10.00
VENTOLIN TAB. 2MG.	10TAB.	9.00	9.00	9.00	9.00	9.00	9.00	9.00
DAONIL TAB. 5 MG.	10TAB.	17.00	17.00	17.00	17.00	17.00	17.00	17.00
ENTOX TAB.	10TAB.	10.00	10.00	10.00	10.00	10.00	10.00	10.00
RENITEC TAB. 5 MG.	10TAB.	59.00	59.00	59.00	59.00	59.00	59.00	59.00
CAC. 1000 TAB	BOTTLE	122.00	122.00	122.00	122.00	122.00	122.00	122.00
AMOXIL CAPSOLE 250 MG.S	10CAP.	36.00	36.00	36.00	36.00	36.00	36.00	36.00
CALCIUM SYRUP SANDOZ	BOTTLE	64.00	64.00	64.00	64.00	64.00	64.00	64.00
LEDERPLEX SYRUP	BOTTLE	35.00	35.00	35.00	35.00	35.00	35.00	35.00
SANCOS SYRUP (50 ML.)	BOTTLE	30.00	30.00	30.00	30.00	30.00	30.00	30.00
PHENERGAN SYRUP 120 ML.	BOTTLE	33.00	33.00	33.00	33.00	33.00	33.00	33.00
CALPOL SYRUP 60 ML.	BOTTLE	28.00	28.00	28.00	28.00	28.00	28.00	28.00
HYDRYLLIN SYRUP 120 ML.	BOTTLE	65.00	65.00	65.00	65.00	65.00	65.00	65.00

Contd.

7.11 Intercity Consumer Prices December, 2014

Description	Unit	Vehari	Sargodha	Mianwali	Bahawal- pur	Bahawal- nagar	R.Y. Khan	Karachi
POLYFAX EYE OINTMENT	TUBE	21.00	21.00	21.00	21.00	21.00	21.00	21.00
BETNESOL EYE DROPS	BOTTLE	33.89	33.89	33.89	33.89	33.89	33.89	33.89
EAR DROPS (CARDISPORINE)	BOTTLE	21.00	21.00	21.00	21.00	21.00	21.00	21.00
BETNOVATE-N OINTMENT 5 GMS	TUBE	16.00	16.00	16.00	16.00	16.00	16.00	16.00
BURNOL CREAM 30 GRM	TUBE	16.00	16.00	16.00	16.00	16.00	16.00	16.00
VICKS VAPORUB/BALM	BOTTLE	36.00	36.00	36.00	36.00	36.00	36.00	36.00
GLYCRINE SMALL BOTTLE	BOTTLE	15.00	20.00	25.00	20.00	25.00	20.00	20.00
JOUHAR JOSHANDA	PKT.	8.00	8.00	8.00	8.00	8.00	8.00	7.00
GALXOS-D (450 GRMS)	PKT.	157.50	157.50	151.88	168.75	157.50	157.50	157.50
GRIPE-WATER WOODWARDS	BOTTLE	52.50	50.00	50.00	55.00	55.00	55.00	50.00
SANIPLAST ONE PUTTY	EACH	2.00	2.00	2.00	2.00	1.50	1.50	2.00
O.R.S. (NIMCOL)	PKT.	17.00	15.00	17.00	17.00	15.00	15.00	15.00
DETTOL (MEDIUM)	BOTTLE	46.80	46.80	46.80	46.80	46.80	46.80	46.80
COTTON BANDAGE 2" - 4"	EACH	8.00	5.00	10.00	7.00	8.00	8.00	8.62
THERMOMETER CHINA	EACH	45.00	50.00	50.00	50.00	40.00	40.00	40.00
DOCTOR (MBBS) CLINIC FEE	P/PAT.	100.00	175.00	300.00	200.00	200.00	300.00	100.00
URINE TEST (DR) CHARGES	P/TEST	50.00	50.00	60.00	90.00	50.00	60.00	100.00
BLOOD TEST (CP) CHARGES	P/TEST	237.50	225.00	210.00	225.00	120.00	100.00	230.00
SUGAR TEST (RANDOM/FASTING BOTH) CHARGES	P/TEST	60.00	90.00	120.00	120.00	100.00	150.00	256.15
ECG CHARGES	P/TEST	150.00	225.00	225.00	175.00	150.00	150.00	265.38
X-RAY (CHEST) CHARGES	P/X-RAY	200.00	350.00	300.00	200.00	200.00	250.00	300.00
CAR SUZUKI 800 CC (W/O. A/C)	EACH	651800.00	625000.00	625000.00	650800.00	645000.00	640000.00	625000.00
CAR SUZUKI 1000 CC	EACH	1076800.00	1050000.00	1050000.00	1075800.00	1040000.00	1070000.00	1034000.00
CAR TOYOTA 1300 CC	EACH	0.00	1589500.00	1441000.00	1643000.00	1570000.00	1620000.00	1682500.00
CAR HONDA CIVIC	EACH	0.00	2142000.00	0.00	0.00	2125000.00	2150000.00	2035000.00
MOTORCYCLE HONDA CD-70.	EACH	69900.00	69900.00	68500.00	69900.00	69900.00	69900.00	69900.00
MOTORCYCLE YAMAHA 100CC.	EACH	79500.00	79500.00	79500.00	80500.00	84500.00	85000.00	78600.00
MOTOR CYCLE HERO 70 CC	EACH	43000.00	42500.00	44500.00	47500.00	50000.00	48500.00	46000.00
BICYCLE WITH TYRES & TUBES	EACH	7550.00	7350.00	7500.00	7350.00	7700.00	7500.00	6000.00
TYRE CAR WITH TUBE GENERAL	EACH	3800.00	3750.00	3200.00	3800.00	3000.00	2950.00	3500.00
TYRE MOTOR CYCLE WITHOUT TUBE	EACH	1165.00	1150.00	1250.00	1283.00	1300.00	1230.00	1357.69
TYRE CYCLE SPECIFY BRAND NAME	EACH	372.50	400.00	350.00	350.00	350.00	360.00	300.00
TYRE CAR W/O TUBE	EACH	2965.00	3250.00	2800.00	4200.00	2800.00	2950.00	2730.77
PETROL SUPER	LITRE	84.53	84.53	84.53	84.53	84.53	84.53	84.53
HIGH SPEED DIESEL HSD	LITRE	94.09	94.09	94.09	94.09	94.09	94.09	94.09
CNG	K.G.	0.00	0.00	0.00	0.00	0.00	71.50	71.50
GAS CYLINDER STAND. SIZE	EACH	1400.00	1425.00	1600.00	1430.00	1480.00	1400.00	1210.00
MOTOR CYCLE SERVICE CHARGES	EACH	190.00	275.00	300.00	225.00	250.00	250.00	350.00
CAR SERVICE CHARGES	EACH	250.00	325.00	400.00	300.00	250.00	250.00	365.38
TYRE PUNCTURE CHARGES	EACH	45.00	50.00	50.00	55.00	80.00	50.00	50.00
CYCLE OVERHAULING CHARGES	EACH	195.00	325.00	350.00	200.00	300.00	150.00	200.00
CAR TAX FOR 800CC TO 1300CC	YEARLY	2650.00	2650.00	2650.00	2650.00	2650.00	2650.00	1750.00
TRAIN FARE ECO. 1-100 KM.	P/KM.	0.71	0.71	0.71	0.71	0.00	0.71	0.71
TRAIN FARE ECO. 101-500 KM.	P/KM.	1.02	1.02	1.02	1.02	0.00	1.02	1.02
TRAIN FARE ECO. > 500 KM.	P/KM.	0.93	0.93	0.93	0.93	0.00	0.93	0.93
TRAIN FARE IST SLP. 1-100KM	P/KM.	2.18	2.18	2.18	2.18	0.00	2.18	2.18
TRAIN FARE IST SLP.101-500 KM	P/KM.	2.69	2.69	2.69	2.69	0.00	2.69	2.69
TRAIN FARE IST SLP. > 500 KM	P/KM.	2.07	2.07	2.07	2.07	0.00	2.07	2.07
TRAIN FARE A/C SLP. 1-100KM.	P/KM.	5.99	5.99	5.99	5.99	0.00	5.99	5.99
TRAIN FARE A/C SLP.101-500KM	P/KM.	4.77	4.77	4.77	4.77	0.00	4.77	4.77
TRAIN FARE A/C SLP > 500KM.	P/KM.	4.32	4.32	4.32	4.32	0.00	4.32	4.32
PLATEFORM TICKET	EACH	10.00	10.00	10.00	10.00	0.00	10.00	10.00
AUTO RICKSHAW FARES	KM/MIN	35.00	60.00	60.00	80.00	50.00	50.00	75.00
FULL TONGA CHARGES	KM/MIN	0.00	0.00	75.00	70.00	0.00	0.00	70.00
TAXI 4 SEATER FARE	KM/MIN	50.00	50.00	50.00	60.00	100.00	100.00	75.00
BUS FARE MIN (WITHIN CITY)	TICKET	0.00	15.00	0.00	0.00	0.00	0.00	10.00
BUS FARE MAX (WITHIN CIT	TICKET	0.00	27.50	0.00	0.00	0.00	25.00	15.00
BUS FARE OUTSIDE CITY	P/KM.	0.93	0.93	0.93	0.92	0.93	0.93	0.88
A/C BUS FARE OUTSIDE CITY	P/KM.	1.45	2.00	1.20	1.56	1.40	1.33	1.50
MINIBUS FARE MIN.WITH IN CITY	TICKET	0.00	0.00	0.00	0.00	0.00	0.00	10.00
MINIBUS FARE MAX.WITH IN CITY	TICKET	0.00	0.00	0.00	0.00	0.00	0.00	16.00
SUZUKI FARE MIN.WITH IN CITY	TICKET	0.00	15.00	15.00	10.00	10.00	0.00	10.00
SUZUKI FARE MAXIMUM W.IN CITY	TICKET	0.00	20.00	25.00	20.00	25.00	0.00	16.54

Contd.

7.11 Intercity Consumer Prices December, 2014

Description	Unit	Vehari	Sargodha	Mianwali	Bahawal- pur	Bahawal- nagar	R.Y. Khan	Karachi
AIR FARE ECONOMY CLASS.	P/KM.	0.00	0.00	0.00	0.00	0.00	0.00	19.26
POSTAL ENVELOPE DOMESTIC	EACH	8.00	8.00	8.00	8.00	8.00	8.00	8.00
ENVELOPE FOR SAUDI ARABIA	EACH	50.00	50.00	50.00	50.00	50.00	50.00	50.00
POSTAL REGISTRATION CHARGES	EACH	28.00	28.00	28.00	28.00	28.00	28.00	28.00
U.M.S. REG CHARGES MIN.	EACH	59.00	58.00	58.00	59.00	58.00	58.00	58.00
T.C.S. CH. MIN.WITH IN ZONE	EACH	150.00	150.00	110.00	150.00	110.00	150.00	120.00
TELEPHONE CHARGES LOCAL CALL	P/CALL	3.94	3.94	3.94	3.94	3.94	3.94	3.94
TEL CHARGES OUT SIDE CITY	P/CALL	3.94	3.94	3.94	3.94	3.94	3.94	3.94
INTERNET CHARGES	P/HOUR	50.00	50.00	45.00	40.00	27.50	27.50	20.00
MOBILE CELL CHARGES	P/UNIT	3.00	3.00	3.00	4.50	2.50	3.06	3.00
FAX CHARGES (LOCAL)	P/PAGE	20.00	20.00	15.00	10.00	17.50	17.50	15.00
TELEPHONE SET AV. QLTY	EACH	975.00	825.00	525.00	1150.00	825.00	650.00	815.38
MOBILE SET NOKIA/SONY/ERICSON/SAMSUNG WITHOUT CAMERA	EACH	3200.00	2150.00	3000.00	5200.00	3650.00	3650.00	2600.00
T.V. 20" COLORED WEGA H-A21.	EACH	19000.00	22000.00	23250.00	23800.00	18000.00	17500.00	19500.00
T.V 20" COLOR CHINA/KORIA)	EACH	6650.00	6850.00	14250.00	15300.00	13000.00	12000.00	12000.00
V.C.P. PANASONIC/LG/NAT	EACH	0.00	0.00	6500.00	5500.00	5000.00	0.00	4000.00
DVD/VCD PLAYER PANASONIC/LG	EACH	4100.00	5500.00	4500.00	4950.00	5000.00	5500.00	4500.00
RADIO WITH C.PLAYER NATIONAL	EACH	1500.00	4500.00	3000.00	2100.00	1800.00	1250.00	2000.00
PERSONNEL COMPUTER (BRANDED)	EACH	40000.00	25000.00	43250.00	35000.00	66000.00	50000.00	40000.00
VID. CASSETTE BLK. TDK/SONY	EACH	190.00	165.00	150.00	200.00	180.00	100.00	140.00
COM. C.D. (TDK/IMATION)	EACH	95.00	45.00	30.00	45.00	50.00	35.00	50.00
TAPE RECORDER CASSETTE BLANK	EACH	75.00	50.00	50.00	55.00	50.00	40.00	50.00
VIDEO GAME SEGA 16 BYTE	EACH	1050.00	0.00	1500.00	1650.00	1150.00	1150.00	1400.00
CINEMA A/C. HIGH CLASS	TICKET	0.00	100.00	0.00	0.00	0.00	0.00	100.00
CINEMA NON-A/C HIGH CLASS	TICKET	0.00	0.00	0.00	35.00	0.00	30.00	70.00
CABLE CHARGES	PER MONT	300.00	250.00	250.00	275.00	300.00	250.00	400.00
TV.LICENCE FEE DOMESTIC	YEARLY	420.00	420.00	420.00	420.00	420.00	420.00	420.00
ENGLISH BOOK CLASS V1	EACH	77.00	77.00	77.00	77.00	77.00	77.00	35.10
ENGLISH BOOK CLASS IX OR X	EACH	129.00	129.00	129.00	129.00	129.00	129.00	40.30
ENG. BOOK IST.YR COMPLETE SET	EACH	82.00	82.00	82.00	82.00	82.00	82.00	118.15
ENGLISH BOOK BA/B.SC	EACH	178.00	178.00	178.00	178.00	178.00	178.00	150.00
URDU BOOK CLASS V (T.B.BORD)	EACH	70.00	70.00	70.00	70.00	70.00	70.00	54.10
URDU BOOK CLASS IX/X(T.B.B)	EACH	137.00	137.00	137.00	137.00	137.00	137.00	50.55
URDU BOOK IST.YEAR/INTER	EACH	51.00	51.00	51.00	51.00	51.00	51.00	43.30
URDU BOOK BA/B.SC	EACH	140.00	140.00	140.00	140.00	140.00	140.00	120.00
MATHS BOOK CALSS V (T.B.B)	EACH	84.00	84.00	84.00	84.00	84.00	84.00	50.90
MATHS BOOK CLASS IX OR X	EACH	236.00	236.00	236.00	236.00	236.00	236.00	187.20
MATHS BOOK IST.YEAR (T.B.B)	EACH	156.00	156.00	156.00	156.00	156.00	156.00	112.45
PAKISTAN STUDIES BOOK BA/B.SC	EACH	125.00	125.00	125.00	125.00	125.00	125.00	125.00
DAILY "DAWN"	P/COPY	19.00	19.00	19.00	19.00	19.00	19.00	19.00
DAILY "JANG"	P/COPY	12.00	12.00	12.00	12.00	12.00	12.00	12.00
DAILY "NAWA-E-WAQT"	P/COPY	12.00	12.00	12.00	12.00	12.00	12.00	12.00
WEEKLY "AKHBAR-E-JAHAN"	P/COPY	55.00	55.00	55.00	55.00	55.00	55.00	55.00
WEEKLY "MAG"	P/COPY	45.00	45.00	45.00	45.00	45.00	45.00	45.00
MONTHLY "NAUNEHAL DIGEST"	P/COPY	35.00	35.00	35.00	35.00	35.00	35.00	35.00
PAPER FOOLSCAPE (27"x17")	QUIRE	47.50	55.00	45.00	27.50	50.00	50.00	46.54
EXERCISE.BOOK LINED 80/100 PGS	EACH	45.00	60.00	45.00	70.00	70.00	70.00	31.54
PENCILGOLDFISH/DEER	EACH	6.00	6.00	6.00	5.00	7.00	7.00	6.00
PEN INK DOLLOR 57 ML BOTTLE	EACH	20.00	20.00	20.00	20.00	25.00	25.00	20.00
PHOTOSTATE PAPER 70 GM	PRT	295.00	365.00	310.00	280.00	350.00	350.00	460.00
BALL PEN (local)	EACH	5.00	7.00	6.00	5.00	8.00	7.00	8.00
FOUNTAIN PEN HERO/WINGS/CHINA	EACH	50.00	47.50	45.00	45.00	50.00	50.00	40.00
PRIVATE SCHOOL FEE ENGLISH MED.AVG. STANDARD (CLASS I)	P/MONTH	1125.00	900.00	800.00	2920.00	875.00	1000.00	761.54
PRIVATE SCHOOL FEE ENGLISH MED.AVG. STANDARD (CLASS V)	P/MONTH	1125.00	1250.00	1000.00	2945.00	1087.50	1400.00	861.54
PRIVATE SCHOOL FEE ENGLISH MED.AVG. STANDARD (CLASS VI)	P/MONTH	1350.00	1350.00	1300.00	2995.00	1125.00	1500.00	1261.54
PRIVATE SCHOOL FEE ENGLISHMED.AVG. STANDARD (CLASS X)	P/MONTH	1425.00	1750.00	1800.00	3150.00	1650.00	1700.00	1723.08
PRIVATE MEDICLLE COLLEGE FEE MBBS (IST YEAR)	P/MONTH	0.00	0.00	0.00	0.00	0.00	0.00	54166.66
PRIVATE ENGINEERING COLLEGE FEE (ISTR YEAR)	P/MONTH	0.00	0.00	0.00	0.00	0.00	0.00	8333.33
GOVT. COLLEGE FEE IST. YEAR	MONTH	50.00	50.00	50.00	50.00	50.00	50.00	45.00
GOVT. COLLEGE FEE 4TH. YEAR	MONTH	60.00	60.00	60.00	60.00	60.00	60.00	75.00
GOVT. UNIVERSITY FEE MSC.	MONTH	183.33	80.00	100.00	110.00	110.00	110.00	1300.00
GOVT. MED. COLLEGE FEE MBBS	MONTH	0.00	0.00	0.00	1289.00	0.00	1050.00	2417.00
GOVT. ENGG. COLL. FEE I YEAR	MONTH	0.00	600.00	0.00	2000.00	0.00	500.00	1480.00

Contd.

7.11 Intercity Consumer Prices December, 2014

Description	Unit	Vehari	Sargodha	Mianwali	Bahawal- pur	Bahawal- nagar	R.Y. Khan	Karachi
COACHING FEE FOR CLASS IX/X	P/MONTH	1200.00	400.00	1500.00	1500.00	1100.00	500.00	1800.00
COACHING CHARGES FOR CLASS 1ST YEAR/INTER (SCIENCE)	P/MONTH	1800.00	900.00	2500.00	1750.00	1500.00	700.00	2000.00
COACHING CHARGES FOR CLASS 1ST YEAR/INTER (COMMERCE)	P/MONTH	1500.00	600.00	1000.00	1500.00	1500.00	600.00	1800.00
I.T. TUITION FEES	P/MONTH	2583.00	1500.00	0.00	2417.00	0.00	2000.00	3000.00
MBA TUITION FEES	P/MONTH	2583.00	0.00	0.00	2750.00	0.00	4585.00	8153.85
BREAD TANDOORI ST. SIZE	EACH	5.00	6.50	6.00	5.00	7.00	6.00	8.31
COOKED MUTTON (AV. HOTEL)	PLATE	120.00	200.00	140.00	95.00	150.00	150.00	126.15
COOKED BEEF (AV. HOTEL)	PLATE	70.00	95.00	100.00	65.00	120.00	70.00	71.54
COOKED DAL (AV. HOTEL)	PLATE	40.00	40.00	40.00	40.00	50.00	52.50	50.00
CHICKEN BIRYANI FULL/DOUBLE	PLATE	145.00	120.00	140.00	110.00	150.00	120.00	133.08
TEA PREPARED (ORDINARY)	CUP	15.00	20.00	15.00	15.00	20.00	20.00	15.00
HAIRCUT CHARGES FOR MEN	P/CUT	65.00	70.00	50.00	95.00	60.00	60.00	66.15
BEAUTY PORL HAIR STYL CHARGE	P/STY.	262.50	200.00	250.00	390.00	300.00	300.00	380.77
SHAVING CHARGES	PER SHV	30.00	50.00	30.00	35.00	30.00	30.00	43.08
LIPSTICK S.MISS/MEDORA	EACH	110.00	110.00	110.00	90.00	120.00	120.00	90.00
NAIL POLISH S.MISS/MEDORA	EACH	60.00	110.00	95.00	95.00	60.00	60.00	90.00
PERFUME MED.SIZE MEDORA/BROACH	EACH	180.00	180.00	120.00	200.00	220.00	200.00	186.15
HAIR-OIL AMLA/CHAMBELI	BOTTLE	110.00	110.00	110.00	110.00	110.00	110.00	115.00
TOILET SOAP LUX 95 GRAMS	EACH	40.38	40.38	40.38	40.38	40.38	40.38	40.38
TOILET SOAP LIFEBOUY 140 GRM	EACH	36.00	36.00	36.00	36.00	36.00	36.00	36.00
TOILET SOAP SAFEGUARD BATH SIZE	EACH	48.00	48.00	48.00	48.00	48.00	48.00	46.00
TOOTHPASTE MACKLINES 70 GRM	EACH	50.00	50.00	50.00	50.00	50.00	50.00	50.00
TOOTHPAST MED SIZE CLGATE 70 GMS	EACH	60.67	60.67	60.67	60.67	60.67	60.67	60.67
TOOTHBRUSH SHEILD A/PLAUQUE	EACH	35.00	37.50	50.00	25.00	30.00	25.00	35.00
TOOTHPOWDER DENTONIC 90 GRM	EACH	26.50	25.00	25.00	28.00	28.00	28.00	25.00
HAIR-COLOUR BEGIN (6 GMS)	EACH	95.00	95.00	95.00	95.00	95.00	95.00	95.00
HAIR COLOUR (KALAKOLA)	BOTTLE	120.00	130.00	120.00	130.00	120.00	120.00	120.00
FACECREAM PONDS (MEDIUM)	EACH	110.00	110.00	110.00	110.00	110.00	110.00	110.00
TALC POWDER VICE ROAY,B.CAT	EACH	140.00	150.00	120.00	135.00	135.00	150.00	120.00
BLADE TREET ORDINARY 10'S	PKT.	35.00	40.00	30.00	30.00	35.00	30.00	38.00
BLADE 7-O-CLOCK STAIN. 5'S	PKT.	30.00	30.00	35.00	30.00	35.00	30.00	35.00
SHAMPOO SUNSILK/PAINTIN 100 ML	BOTTLE	110.00	110.00	110.00	110.00	110.00	110.00	110.00
BEAUTY CREAM (FAIR & LOVELY)	EACH	155.00	155.00	155.00	155.00	155.00	155.00	99.00
HAIR REMOVING CREAM (EU-CREAM)	TUBE	60.00	60.00	65.00	60.00	65.00	60.00	60.00
GEL MEDIUM SIZE	BOTTLE	60.00	85.00	85.00	100.00	130.00	100.00	60.00
DISPOSABLE RAZOR GILLET-II	EACH	40.00	40.00	40.00	40.00	45.00	40.00	35.00
SHAVING CREAM TOUCH-ME/ADM.	EACH	60.00	60.00	60.00	65.00	65.00	60.00	60.00
GOLD TEZABI 24 CT	10 GM.	39909.00	40466.00	39500.00	40279.00	40466.00	39850.00	40466.00
SILVER TEZABI 24 CT	10 GM.	700.00	617.28	700.00	600.00	630.00	582.00	600.00
ARTIFICIAL JEWELLARY SET	SET	525.00	550.00	900.00	725.00	1000.00	300.00	1261.54
WRIST WATCH GENTS CITIZEN (ORIGINAL) ***	EACH	3500.00	7000.00	4100.00	7200.00	3200.00	3000.00	2000.00
WRIST WATCH LADIES CITIZEN (ORIGINAL) ***	EACH	3500.00	7000.00	4100.00	7000.00	3200.00	3000.00	2000.00
WALL CLOCK QUARTZ AV.QLTY	EACH	525.00	550.00	600.00	1100.00	600.00	500.00	400.00
SUITCASE REXIN (24"x16"x6")	EACH	810.00	1750.00	1000.00	1600.00	1500.00	1200.00	1061.54
TRUNK MEDIUM SIZE ***	EACH	962.50	1800.00	1990.00	1800.00	1400.00	1200.00	1592.31
PURSE LADIES (LEATHER) AVERAGE QUALITY	EACH	512.50	550.00	700.00	1100.00	1200.00	1100.00	761.54

7.11 Intercity Consumer Prices December, 2014

Description	Unit	Hyder- abad	Nawab- shah	Mirpurkhas	Mithi	Sukkar	Larkana	Dadu
WHEAT	10 KG.	340.00	370.00	340.00	340.00	340.00	261.88	340.00
WHEAT FLOUR FINE/SUPERIOR.	KG.	49.00	43.00	48.00	47.25	40.00	40.00	45.00
WHEAT FLOUR AVG. QLTY	KG.	42.00	41.00	40.00	40.00	38.00	38.00	40.00
WHEAT FLOUR BAG	10 KG.	420.00	420.00	400.00	400.00	380.00	380.00	400.00
MAIDA	KG.	49.25	50.00	48.00	55.00	50.00	46.00	50.00
SUJI	KG.	50.63	60.00	50.00	58.00	55.00	50.00	50.00
BESAN AV. QLTY.	KG.	80.00	80.00	70.00	72.00	80.00	80.00	80.00
RICE BASMATI SUP. QLTY.	KG.	130.00	140.00	125.00	130.00	150.00	140.00	140.00
RICE BASMATI 385/386	KG.	76.88	85.00	65.00	68.00	85.00	75.00	70.00
RICE BASMATI BROKEN AV.QLTY	KG.	77.50	70.00	45.00	50.00	75.00	80.00	55.00
RICE IRRI-6 (SINDH/PUNJAB)	KG.	50.00	43.00	36.00	38.00	52.50	32.00	40.00
VERMICELLI	KG.	80.00	80.00	85.00	85.00	80.00	70.00	70.00
BREAD PLAIN MEDIUM SIZE	EACH	44.00	48.00	45.00	45.00	50.00	40.00	45.00
RUSK (PAPAY)	KG.	160.00	200.00	140.00	150.00	230.00	200.00	240.00
BISCUITS-PACKED	PKT	35.00	35.00	35.00	35.00	35.00	35.00	35.00
BISCUIT-BAKERY (LOOSE)	250 GM	63.75	90.00	50.00	50.00	60.00	100.00	60.00
CORNFLAKS FAUJI 225 GM.	PKT	166.50	225.00	180.00	180.00	176.40	180.00	166.50
SAMOSA (VEGATABLE)	EACH	10.00	6.00	10.00	8.00	11.00	12.00	15.00
PASTRY AV.QLTY.	EACH	18.00	20.00	15.00	10.00	12.50	37.50	20.00
PATTIES (VEGATABLES)	EACH	10.50	6.00	15.00	10.00	12.50	18.00	10.00
NIMCO	250 GM	52.50	90.00	60.00	60.00	70.00	60.00	50.00
CHIPS	250 GM	70.00	90.00	60.00	60.00	75.00	80.00	60.00
BEEF WITH BONE AV.QLTY.	KG	300.00	350.00	240.00	0.00	290.00	290.00	280.00
MUTTON AV.QLTY.	KG	575.00	550.00	550.00	500.00	535.00	600.00	560.00
CHICKEN FARM BROILER (LIVE)	KG	150.00	150.00	150.00	160.00	164.00	150.00	180.00
FISH-RAHU MEDIUM SIZE	KG	300.00	350.00	275.00	300.00	280.00	275.00	360.00
MILK FRESH (UNBOILED)	LTR.	80.00	80.00	70.00	60.00	75.00	80.00	80.00
CURD	KG.	106.00	100.00	80.00	78.00	90.00	95.00	100.00
MILK TETRA PACK 1/2 LTR.	PKT.	50.00	60.00	60.00	60.00	60.00	60.00	60.00
LACTOGEN 400 GRAMS	PKT.	425.00	415.00	400.00	400.00	425.00	425.00	430.00
POWDER MILK NIDO 400GM.	PKT	350.00	340.00	325.00	325.00	350.00	350.00	350.00
MILK POWDER LOOSE/PACKED	KG.	562.50	560.00	480.00	480.00	480.00	450.00	370.00
BUTTER LOCAL PACKED	50 GM.	25.00	52.00	25.00	25.00	27.50	27.00	30.00
EGGS FARM	DOZ	114.50	100.00	105.00	115.00	118.00	120.00	110.00
MUSTARD OIL AV.QLTY.	KG.	160.00	170.00	135.00	145.00	147.50	200.00	160.00
COOKING OIL (DALDA)	2.5LTR	520.00	520.00	550.00	550.00	545.00	530.00	520.00
COOKING OIL (PAKWAN) OTHER BRAND SPECIFY	2.5 LTR	520.00	450.00	540.00	540.00	545.00	410.00	520.00
VEGETABLE GHEE TIN	2.5KG.	505.00	340.00	530.00	530.00	525.00	520.00	520.00
VEGETABLE GHEE (LOOSE)	KG.	155.00	150.00	180.00	180.00	160.00	130.00	120.00
DATES AV.QLTY.	KG.	152.50	200.00	90.00	80.00	230.00	160.00	200.00
PISTACHIO AV.QLTY.	50 GM.	130.00	100.00	90.00	95.00	150.00	140.00	100.00
ALMONDS WHOLE AV.QLTY.	KG.	575.00	600.00	560.00	540.00	1000.00	1200.00	620.00
COCONUT DRY AV.QLTY.	KG.	292.50	220.00	240.00	240.00	300.00	275.00	300.00
RAISINS AV.QLTY.	50 GM.	20.00	20.00	20.00	15.00	27.50	20.00	25.00
GROUNDNUTS (WITH SHELL)	KG.	160.00	130.00	120.00	125.00	240.00	155.00	150.00
MALTA/MOSAMBI	DOZ	120.00	220.00	140.00	145.00	90.00	70.00	150.00
KINNU	DOZ	80.00	65.00	80.00	85.00	80.00	55.00	130.00
APPLE	KG	77.50	150.00	90.00	90.00	100.00	90.00	100.00
ALOO BUKHARA	KG	0.00	0.00	0.00	0.00	0.00	0.00	0.00
POMEGRANATE (ANNAR)	KG	160.00	200.00	200.00	250.00	135.00	225.00	200.00
GRAPES	KG	0.00	0.00	0.00	0.00	0.00	0.00	0.00
BANANAS	DOZ	46.25	40.00	50.00	50.00	35.00	50.00	35.00
MANGO KALMI	KG	0.00	0.00	0.00	0.00	0.00	0.00	0.00
GUAVA	KG	50.00	80.00	70.00	80.00	60.00	45.00	50.00
WATERMELON (TURBOOZ)	KG	0.00	0.00	0.00	0.00	0.00	0.00	0.00
MUSKMELON (KHARBOOZA)	KG	0.00	0.00	0.00	0.00	0.00	0.00	0.00
SWEETMELON (GARMA)	KG	0.00	0.00	0.00	0.00	0.00	0.00	0.00
PULSE MASOOR (WHOLE)	KG.	108.75	100.00	110.00	120.00	110.00	110.00	120.00
PULSE MASOOR (WASHED)	KG.	128.13	120.00	120.00	120.00	135.00	122.50	125.00
PULSE MOONG (WASHED)	KG.	162.50	150.00	168.00	170.00	165.00	160.00	160.00
PULSE MASH (WASHED)	KG.	150.00	140.00	140.00	140.00	150.00	150.00	140.00
PULSE GRAM	KG.	72.50	80.00	72.00	70.00	75.00	72.50	80.00

Contd.

7.11 Intercity Consumer Prices December, 2014

Description	Unit	Hyder- abad	Nawab- shah	Mirpurkhas	Mithi	Sukkar	Larkana	Dadu
GRAM WHOLE BLACK AV QLTY.	KG.	72.50	70.00	65.00	60.00	75.00	95.00	70.00
GRAM WHOLE YELLOW AV.QLTY	KG.	112.50	100.00	90.00	100.00	110.00	105.00	100.00
BEANS (LAL LOBIA)	KG.	132.50	0.00	100.00	105.00	155.00	137.50	140.00
POTATOES	KG	36.25	50.00	25.00	25.00	30.00	30.00	25.00
ONION	KG	18.75	40.00	15.00	15.00	20.00	20.00	15.00
TURNIP	KG	42.50	40.00	30.00	30.00	30.00	22.50	20.00
RADISH	KG	22.50	40.00	20.00	15.00	30.00	17.50	30.00
TOMATOES	KG	52.50	40.00	30.00	30.00	40.00	50.00	50.00
CABBAGE	KG	32.50	40.00	35.00	30.00	40.00	45.00	40.00
CAULIFLOWER	KG	36.88	40.00	20.00	20.00	50.00	45.00	50.00
BRINJAL	KG	32.50	30.00	20.00	25.00	25.00	22.50	20.00
PUMPKIN	KG	0.00	0.00	0.00	0.00	0.00	0.00	0.00
BOTTLEGOURD	KG	0.00	0.00	0.00	0.00	0.00	0.00	0.00
LADY FINGER	KG	0.00	0.00	0.00	0.00	0.00	0.00	0.00
PEAS	KG	62.50	100.00	100.00	110.00	80.00	90.00	80.00
SPINACH	KG	32.50	30.00	40.00	40.00	15.00	22.50	30.00
TINDA	KG	0.00	0.00	0.00	0.00	0.00	0.00	0.00
TURAI	KG	0.00	0.00	0.00	0.00	0.00	0.00	0.00
KARAILA	KG	0.00	0.00	0.00	0.00	0.00	0.00	0.00
ARVI	KG	0.00	0.00	0.00	0.00	0.00	0.00	0.00
CHILLIES GREEN	KG	40.00	40.00	40.00	40.00	50.00	50.00	40.00
CARROT	KG	40.00	40.00	40.00	35.00	40.00	55.00	40.00
COCUMBER (KHEERA)	KG	60.00	65.00	60.00	70.00	50.00	50.00	60.00
LEMON	250GM	40.00	60.00	40.00	45.00	30.00	100.00	30.00
SUGAR REFINED	KG.	55.00	50.00	52.00	52.00	51.00	54.50	55.00
GUR AV.QLTY	KG.	82.50	73.00	75.00	78.00	65.00	70.00	80.00
HONEY LANGANESE 500 GM.	BOTTLE	800.00	800.00	740.00	740.00	750.00	820.00	720.00
MILO 200 GM.	BOTTLE	150.00	170.00	209.00	190.00	206.00	200.00	200.00
CUSTARD POWDER RAFHAN 300 GM.	PKT	75.00	70.00	75.00	75.00	75.00	70.00	75.00
TOFFEE (HILAL)	EACH	1.00	1.00	1.00	1.00	1.00	2.00	1.00
CHOWKELATE CANDY (SMALL SIZE)	EACH	5.00	5.00	5.00	5.00	5.00	5.00	5.00
SWEETMEAT (MIXED)	KG	312.50	350.00	300.00	300.00	380.00	440.00	350.00
ICE CREAM WALLS	CUP.	40.00	40.00	40.00	40.00	40.00	40.00	40.00
ICE	KG	10.00	6.00	10.00	10.00	8.00	15.00	10.00
JAM AHMED/MITCHELLES	BOTTLE	130.00	120.00	120.00	120.00	130.00	120.00	125.00
SQUASH-MITCHELLES	BOTTLE	150.00	140.00	135.00	135.00	150.00	135.00	135.00
ROOH AFZA	BOTTLE	140.00	150.00	140.00	140.00	140.00	140.00	140.00
JAM-E-SHIREEN	BOTTLE	150.00	150.00	145.00	145.00	145.00	140.00	140.00
SAUNF	50 GM	20.00	20.00	12.00	16.00	20.00	20.00	20.00
CINAMON LOOSE AV. QLTY	50 GM.	22.75	35.00	25.00	25.00	20.00	20.00	20.00
CUMINSEED WHITE NATIONAL	50 GM.	52.00	50.00	50.00	50.00	52.00	50.00	54.00
PEPPER BLACK NATIONAL	50 GM.	96.00	96.00	92.00	92.00	96.00	96.00	96.00
CLOVES LOOSE AV.QLTY	50 GM.	89.38	90.00	75.00	85.00	90.00	90.00	90.00
CARDAMOM LARGE LOOSE AV.QLTY	50 GM.	145.00	100.00	150.00	150.00	130.00	120.00	160.00
CARDAMOM SMALL AV.QLTY	50 GM.	97.50	100.00	60.00	65.00	100.00	100.00	100.00
SALT-POWDERED (LAHORI) LOOSE	KG.	10.00	8.00	8.00	10.00	9.00	10.00	10.00
SALT POWDERED (NATIONAL/SHAN)	PKT	25.00	25.00	20.00	20.00	25.00	25.00	25.00
CHILLIES POWD.NATIONAL 200GM	PKT	105.00	105.00	105.00	105.00	105.00	105.00	105.00
CHILLIES POWDER LOOS	KG.	295.00	200.00	230.00	230.00	250.00	230.00	280.00
CORRIANDER SEED POWD.NATIONAL	PKT	88.00	88.00	78.00	78.00	88.00	78.00	88.00
CORRIANDER SEED (LOOSE)	KG.	210.00	220.00	240.00	240.00	200.00	240.00	240.00
TURMERIC POWD.NATIONAL 50GM	PKT.	35.00	35.00	35.00	35.00	35.00	35.00	35.00
CURRY POWD. NATIONAL 200 GM	PKT.	87.00	86.00	86.00	86.00	86.00	86.00	86.00
TOMATO KETCHUP AHMED/MITCHL	BOTTLE	75.00	100.00	85.00	85.00	80.00	80.00	90.00
PICKLES AHMED/MITCHELLES	BOTTLE	105.00	95.00	90.00	90.00	110.00	110.00	125.00
VINEGAR SYNTHETIC (SIRKA)	BOTTLE	50.00	80.00	50.00	55.00	90.00	85.00	85.00
GARLIC	KG	125.00	140.00	120.00	130.00	110.00	115.00	120.00
GINGER	KG	250.00	230.00	200.00	210.00	190.00	210.00	230.00
TAPAL DANEDAR TEA 200GM PACKET	PKT	126.32	126.32	126.32	126.32	126.32	126.32	126.32
TEA LIPTON YELLOW LABEL 200GM.	PKT.	128.42	128.42	128.42	128.42	124.21	128.42	128.42
TEA LOOSE KENYA AV.QLTY 250GM.	PKT.	110.00	160.00	140.00	140.00	120.00	125.00	135.00
COFFEE-NESCAFE 75 GM. **	BOTTLE	300.00	320.00	300.00	300.00	320.00	345.00	360.00

Contd.

7.11 Intercity Consumer Prices December, 2014

Description	Unit	Hyder- abad	Nawab- shah	Mirpurkhas	Mithi	Sukkar	Larkana	Dadu
COLD DRINK (STANDARD SIZ)	BOTTLE	25.00	20.00	25.00	25.00	25.00	25.00	25.00
FRUIT JUICE TETRA PACK	PKT.	18.00	15.00	15.00	15.00	15.00	15.00	15.00
MINERAL WATER NESTLE 1.5 LTR	BOTTLE	45.00	50.00	45.00	45.00	45.00	45.00	50.00
CIGARETTES K-2 10'S **	PKT	46.00	46.00	50.00	50.00	45.00	45.00	46.00
CIGARETTES CAPSTAN 10'S **	PKT	50.00	50.00	50.00	50.00	45.00	50.00	48.00
CIGARETTES GOLD LEAF 20'S	PKT	105.00	100.00	100.00	100.00	96.00	97.50	100.00
CIGARETTES MORVEN GOLD 20'S	PKT	50.00	50.00	50.00	50.00	45.00	50.00	48.00
BETEL LEAVES	50GM.	62.50	70.00	60.00	65.00	70.00	67.50	100.00
BETEL NUTS	KG.	260.00	240.00	260.00	265.00	370.00	225.00	300.00
LONG CLOTH 57" GUL AHMED/AL-KARAM	METER	210.00	300.00	170.00	170.00	230.00	195.00	230.00
SHIRTING AV.QLTY.	METER	130.00	200.00	100.00	100.00	120.00	130.00	130.00
PANT CLOTH W & WEAR AV.QLTY	METER	387.50	450.00	300.00	300.00	450.00	350.00	300.00
LAWN PRINTED GUL AHMED/AL-KARAM	METER	215.00	360.00	215.00	220.00	375.00	333.00	230.00
GEORGETTE AV.QLTY	METER	110.00	225.00	130.00	140.00	150.00	130.00	100.00
LINEN AV.QLTY ***	METER	130.00	150.00	140.00	150.00	140.00	175.00	120.00
HEAVY WT SUITING LAWERNCPUR AVG QLTY	METER	1250.00	1400.00	1400.00	1400.00	1250.00	1100.00	900.00
HEAVY WT SUITING LAWERNCPUR SUP QLTY	METER	2250.00	2300.00	1500.00	1500.00	1500.00	1300.00	1300.00
TROPICAL SUITING LAW.PUR	METER	1100.00	925.00	900.00	900.00	1000.00	900.00	750.00
PANT BOY 24"/26" LENGTH.	EACH	343.75	900.00	300.00	325.00	400.00	325.00	500.00
SHIRT BOY 24"/26" LENGTH	EACH	300.00	800.00	250.00	250.00	400.00	320.00	400.00
SCHOOL UNI. PANT,SHIRT BOYS	SUIT	583.33	900.00	600.00	650.00	600.00	500.00	540.00
SCHOOL UNI. KAMEEZ,SHAL.BOYS	SUIT	583.33	800.00	500.00	500.00	600.00	520.00	475.00
SCHOOL UNI. KAMEEZ,SHAL.GIRL	SUIT	500.00	900.00	650.00	680.00	600.00	520.00	540.00
FROCK W/WEAR GIRLS	EACH	983.33	850.00	550.00	400.00	900.00	480.00	630.00
AWAMI-SUIT W & W(BOY) 24"/26	SUIT	600.00	850.00	700.00	700.00	900.00	570.00	685.00
AWAMI-SUIT W&W (GENTS)AV.QLTY	SUIT	1000.00	1200.00	1000.00	800.00	1000.00	820.00	960.00
PULLOVER GENTS OXFORD/BON.	EACH	2410.00	2800.00	2000.00	2000.00	2200.00	2085.00	2800.00
PULLOVER LADIES OXFORD/BON.	EACH	2310.00	2500.00	1800.00	1800.00	2000.00	1800.00	2400.00
PULLOVER (GENTS) OTHERS A.QTY	EACH	900.00	1500.00	600.00	700.00	800.00	700.00	600.00
SECOND-HAND COAT FOR MEN	EACH	300.00	350.00	400.00	525.00	400.00	375.00	300.00
SECONDHAND SWEETER FOR MEN DUP QLTY	EACH	140.00	300.00	300.00	325.00	225.00	275.00	200.00
SECONDHAND WINTER JACKET	EACH	225.00	450.00	280.00	260.00	400.00	425.00	250.00
UNDERWEAR AV.QLTY MEDIUM SIZE	EACH	76.88	150.00	70.00	70.00	110.00	140.00	60.00
VEST FOR MEN AV.QLTY.	EACH	95.00	100.00	60.00	60.00	100.00	95.00	100.00
VEST/SHAMEEZ (WOMEN) AVG. QLTY	EACH	80.00	350.00	60.00	65.00	120.00	140.00	140.00
SOCKS NYLON (PAKISTANI)	PAIR	60.00	100.00	50.00	50.00	90.00	82.50	50.00
BRASSIER AV.QLTY.	EACH	106.25	250.00	125.00	80.00	120.00	180.00	100.00
BRASSIER SUP QLTY	EACH	195.00	400.00	300.00	300.00	300.00	280.00	200.00
DOPATTA GEORGETTE AV.QLTY.	EACH	200.00	350.00	300.00	300.00	225.00	300.00	250.00
DOPATTA COTTON AV GLTY	EACH	150.00	300.00	190.00	200.00	175.00	220.00	200.00
CHADDAR (WWEAR) (2x2.5 MTR)	EACH	312.50	1000.00	350.00	300.00	275.00	520.00	350.00
LUNGI/DHOTI(COTTON) AVG. QLTY	EACH	287.50	300.00	350.00	310.00	250.00	480.00	250.00
HANDKERCHIEF AVG. QLTY PAK	EACH	27.50	60.00	40.00	40.00	50.00	50.00	45.00
HANDKERCHIEF SUP. QLTY PAK	EACH	60.00	120.00	65.00	60.00	77.50	75.00	120.00
GLOVES AV QLTY	PAIR	60.00	80.00	70.00	60.00	70.00	55.00	50.00
AZARBAND COTTON AVG. QLTY	EACH	11.00	25.00	10.00	8.00	20.00	22.50	15.00
SEWING THREAD/REEL(ASLI PARI)	EACH	6.00	7.00	5.00	5.00	7.00	7.00	7.00
WASHING CHARGES PAINT & SHIRT	SUIT	90.00	50.00	60.00	50.00	55.00	60.00	40.00
DRY CLEANING SUIT COAT PANT	SUIT	246.67	150.00	200.00	200.00	250.00	270.00	160.00
WASHING CH. (KAMIZ-SHALWAR)	PAIR	56.25	80.00	50.00	50.00	50.00	50.00	30.00
TAILORING SHIRT	EACH	325.00	350.00	200.00	250.00	400.00	350.00	200.00
TAILORING CHARGES PANT (MEN)	EACH	525.00	500.00	250.00	250.00	600.00	500.00	300.00
TAILORING COAT-PANT SUIT	SUIT	3450.00	4000.00	3000.00	3000.00	4000.00	3200.00	3200.00
TAILORING AWAMI-SUIT (MALE)	SUIT	475.00	600.00	350.00	300.00	550.00	575.00	475.00
TAILORING SUIT FEMALE	SUIT	287.50	500.00	350.00	300.00	550.00	575.00	250.00
GENTS SHOES PAUL BATA	PAIR	1199.00	1199.00	1199.00	1199.00	1199.00	1199.00	1199.00
GENTS SANDAL BATA	PAIR	699.00	699.00	699.00	699.00	699.00	699.00	699.00
GENTS SPOUNG CHAPPAL BATA	PAIR	179.00	179.00	179.00	179.00	179.00	179.00	179.00
LADIES SANDAL BATA	PAIR	499.00	499.00	499.00	499.00	499.00	499.00	499.00
LADIES SPOUNG CHAPPAL BATA	PAIR	179.00	179.00	179.00	179.00	179.00	179.00	179.00
CHILD SHOE POWER LITE BATA	PAIR	599.00	599.00	599.00	599.00	599.00	599.00	599.00
GENTS SHOE, ART 1109 SERVICE	PAIR	999.00	999.00	999.00	999.00	999.00	999.00	999.00

Contd.

7.11 Intercity Consumer Prices December, 2014

Description	Unit	Hyder- abad	Nawab- shah	Mirpurkhas	Mithi	Sukkar	Larkana	Dadu
NYLON JOGGER 27 SIZE 2-5 ***	PAIR	1299.00	1299.00	1299.00	1299.00	1299.00	1299.00	1299.00
CHINA FOOT WEAR AV. QLTY (MALE) *	PAIR	550.00	600.00	450.00	400.00	500.00	750.00	800.00
CHINA FOOT WEAR AV. QLTY (FEMALE) *	PAIR	400.00	400.00	250.00	240.00	425.00	300.00	450.00
CHINA FOOT WEAR AV. QLTY (CHILDREN) *	PAIR	400.00	380.00	200.00	220.00	425.00	300.00	500.00
SHOE REPAIR HALF SOLE	PAIR	80.00	80.00	70.00	50.00	65.00	150.00	50.00
SHOES POLISH CHARGES AVERAGE SHOP	PAIR	11.00	20.00	12.50	10.00	15.00	20.00	10.00
HOUSE RENT (combined)	MONTH	5475.00	3061.00	4556.00	3095.00	4900.00	3915.00	3174.00
rent 2	pm	5475.00	3061.00	4556.00	3095.00	4900.00	3915.00	3174.00
RENT3	PM	5475.00	3061.00	4556.00	3095.00	4900.00	3915.00	3174.00
RENT4	PM	5475.00	3061.00	4556.00	3095.00	4900.00	3915.00	3174.00
RENT5	PM	5475.00	3061.00	4556.00	3095.00	4900.00	3915.00	3174.00
RENT6	PM	5475.00	3061.00	4556.00	3095.00	4900.00	3915.00	3174.00
SYNTHETIC ENEMAL ROBIALAC BALTI 3.64 LTR.	EACH	1609.50	1580.00	1850.00	1850.00	1900.00	2100.00	1450.00
SYNTHETIC ENEMAL ICI BALTI 3.64 LTR.	EACH	2070.00	1890.00	1850.00	1850.00	1900.00	2100.00	1450.00
CEMENT (LOCAL) SPECIFY BRAND NAME	BAG	535.00	545.00	550.00	550.00	550.00	550.00	540.00
BRICKS (NEW) IST CLASS	P/1000	5000.00	5500.00	4000.00	5000.00	5000.00	5000.00	3940.00
CEMENT BLOCKS (6"x8"x12")	P/100	0.00	0.00	0.00	0.00	0.00	0.00	0.00
BAJREE	100CFT	2862.50	2200.00	3000.00	4800.00	2650.00	4800.00	2600.00
SAND (BLACK PIT SAND)	K100CFT	0.00	2000.00	0.00	2000.00	1500.00	2000.00	2000.00
TIMBER SHESHAM LOG IST QUALITY	cubmt.	38845.00	0.00	0.00	0.00	37044.00	42377.00	55500.00
IRON BAR (M.S. BAR) 1/2"	P/TON	70000.00	75500.00	75000.00	76000.00	76000.00	76000.00	73000.00
CARPANTER WAGE RATE	P/DAY	800.00	900.00	700.00	600.00	750.00	800.00	600.00
MASON (RAJ) WAGE RATE	P/DAY	800.00	1000.00	700.00	600.00	750.00	800.00	800.00
UNSKILLED LABOUR WAGE RATE	P/DAY	500.00	450.00	400.00	400.00	375.00	400.00	350.00
PLUMBER WAGE RSTE	P/DAY	800.00	800.00	700.00	600.00	750.00	600.00	450.00
ELECTICIAN WAGE RATE PER DAY **	P/DAY	700.00	700.00	0.00	0.00	0.00	600.00	400.00
ELECTICIAN WAGE RATE PER POINT **	P/PNT	90.00	160.00	100.00	75.00	87.50	120.00	60.00
WATER CHARGES PER HOUSE	P/MONTH	191.00	40.00	40.00	200.00	57.50	150.00	35.00
ELECT.CHARGES UPTO 50 UNITS	P/UNIT	2.00	2.00	2.00	2.00	2.00	2.00	2.00
ELECT.CHARGES 01 - 100 UNIT	P/UNIT	5.79	5.79	5.79	5.79	5.79	5.79	5.79
ELECT.CHARGES 101 - 300 UNIT	P/UNIT	9.90	9.90	9.90	9.90	9.90	9.90	9.90
ELECT.CHARGES 301 - 1000 UNIT	P/UNIT	15.63	15.63	15.63	15.63	15.63	15.63	15.63
ELECT.CHARGES ABOVE 1000 UNIT	P/UNIT	17.71	17.71	17.71	17.71	17.71	17.71	17.71
ELEC	PM	10.21	10.21	10.21	10.21	10.21	10.21	10.21
GAS CHRg upto 3.3719 MMBUT	MMBTU	124.18	124.18	124.18	0.00	124.18	124.18	124.18
GAS CHRg 3.3719 - 6.7438 MMBUT	MMBTU	248.37	248.37	248.37	0.00	248.37	248.37	248.37
GAS CHRg 6.7438 - 10.1157 MMBUT	MMBTU	248.37	248.37	248.37	0.00	248.37	248.37	248.37
GAS CHRg10.1157 - 13.4876 MMBUT	MMBTU	620.91	620.91	620.91	0.00	620.91	620.91	620.91
GAS	PM	620.91	620.91	620.91	0.00	620.91	620.91	620.91
GAS	PM	372.55	372.55	372.55	0.00	372.55	372.55	372.55
KEROSENE OIL	LTR	110.00	135.00	88.00	90.00	90.00	90.00	130.00
FIREWOOD WHOLE	40 KG.	425.00	450.00	400.00	350.00	400.00	400.00	400.00
CHAIR SHESHAM WOOD WITH ARMS **	EACH	900.00	2000.00	1000.00	1100.00	1750.00	2450.00	1250.00
CHAIR PLASTIC (CHAIRMAN) AVERAGE QUALITY	EACH	650.00	800.00	500.00	650.00	700.00	850.00	800.00
TABLE SHESHAM WOOD (4X2X5") ***	EACH	3616.67	6000.00	2600.00	2800.00	4500.00	7700.00	5000.00
SOFASET WOODEN WITH FOAM SEAT **	SET	11166.67	18000.00	12000.00	12000.00	12500.00	15000.00	20000.00
COT IRON (WITH NIWAR)AV.QLTY.	EACH	1500.00	2500.00	2000.00	2000.00	2250.00	3100.00	2600.00
ALMIRAH (STEEL) 6'X3' 20 GUAGE	EACH	6416.67	10000.00	6500.00	7000.00	12000.00	9600.00	14000.00
DINNING TABLE 6 CHAIRS A.QLTY	SET	13500.00	21000.00	11000.00	11000.00	19500.00	17000.00	25000.00
SINGLE BED WITHOUT FOAM MED.	EACH	5533.33	6800.00	3500.00	3800.00	8000.00	5000.00	6500.00
MATRESS SINGLE(4"THICK)	EACH	4750.00	4800.00	6100.00	6100.00	4500.00	4900.00	6100.00
FARSHI DARI 12'X9' AV.QLTY	EACH	866.67	1400.00	800.00	800.00	900.00	1300.00	800.00
DARI COTTON (6'x2 1/2) AV.QL	EACH	323.33	700.00	400.00	500.00	350.00	575.00	300.00
CARPET PLAIN AV. QLTY	SQFT.	36.00	36.00	35.00	40.00	32.50	90.00	22.00
QUILT (LIHAF) 3 KG. COTTON	EACH	512.50	900.00	550.00	600.00	900.00	780.00	600.00
BLANKET (90" x 54")	EACH	2500.00	4000.00	1800.00	2000.00	3750.00	3000.00	3500.00
BEDSHEET SINGLE BED SUP.QLTY	EACH	316.67	700.00	400.00	400.00	500.00	850.00	600.00
BED SHEET DOUBLE WITH TWO PILLOW COVERS SUP QLTY	SET	525.00	1300.00	600.00	600.00	900.00	1250.00	1100.00
TOWEL(3'x2') AV. QALTY	EACH	180.00	300.00	100.00	110.00	237.50	235.00	150.00
CEILING FAN 48" SUPER QLTY **	EACH	2480.00	3000.00	2500.00	2500.00	2850.00	3600.00	2500.00
PEDESTAL FAN 22" SUPER QLTY	EACH	3700.00	3800.00	4000.00	4000.00	3850.00	4600.00	3600.00
REFG. DAWLENCE 10 CFT. D.DOOR	EACH	30400.00	27500.00	27000.00	27300.00	32500.00	32000.00	28500.00

Contd.

7.11 Intercity Consumer Prices December, 2014

Description	Unit	Hyder- abad	Nawab- shah	Mirpurkhas	Mithi	Sukkar	Larkana	Dadu
D-FREEZER WAVES 8 CFT.	EACH	27900.00	28000.00	28900.00	29000.00	30000.00	33000.00	25000.00
AIRCONDITIONER 1.5 TON PEL	EACH	41800.00	41000.00	41800.00	41800.00	52000.00	47000.00	55000.00
SPLIT AIR CONDITIONER 1.5 TON (SPECIFY BRAND NAME)	EACH	40000.00	45000.00	46000.00	46500.00	41000.00	43500.00	43000.00
AIRCOOLER SUPER ASIA	EACH	8500.00	9000.00	10000.00	9000.00	12300.00	12000.00	11000.00
WASHING MACHINE SINGER	EACH	15600.00	14700.00	15600.00	15600.00	15900.00	15600.00	14700.00
SEWING MACHINE(SINGER)	EACH	5895.00	5200.00	5860.00	5860.00	5860.00	5860.00	5200.00
GIZER LARGE SIZE 30 GALLON CAPACITY SUP QLTY	EACH	22100.00	20000.00	15500.00	15600.00	16000.00	15600.00	14000.00
GAS BURNER DOUBLE SPFY.BRAND	EACH	1500.00	1800.00	1400.00	1500.00	1900.00	1625.00	2000.00
ELECT. IRON PHILIPS MDL.1120	EACH	1700.00	1600.00	1200.00	1500.00	1700.00	2100.00	2000.00
ELECTRIC JUICER FOR APPLE	EACH	3600.00	6000.00	3000.00	3000.00	1700.00	5000.00	3500.00
S.STEEL DEGHCHI MEDIUM SIZE ***	EACH	450.00	700.00	480.00	490.00	600.00	500.00	500.00
ALUMINIUM COOKING PAN (DEGCHI) MED SIZE	EACH	450.00	360.00	370.00	380.00	450.00	460.00	450.00
NON STICK COOKING PAN (DEGCHI) SUP. QLTY	EACH	500.00	1000.00	550.00	560.00	550.00	560.00	900.00
FRYING PAN STEEL AVG. QLTY MED. SIZE	EACH	200.00	350.00	260.00	260.00	300.00	440.00	190.00
TAWA IORN (MEDIUM SIZE) AVG. QLTY	EACH	218.75	350.00	250.00	250.00	300.00	400.00	190.00
S.STEEL PLATE A.QLTY.(M.SIZE)	EACH	40.63	80.00	55.00	60.00	70.00	120.00	60.00
TABLE SPOON S.STEEL SUP.QLTY.	DOZEN	250.00	320.00	250.00	280.00	350.00	450.00	250.00
WATER SET JUG+6 GLASSES (OMROC)	SET	350.00	480.00	350.00	370.00	550.00	370.00	600.00
TEA SET PAK. CHINAWARE 21 PCS.	SET	950.00	1700.00	1250.00	1450.00	1750.00	1450.00	2000.00
DINNER SET PLASTIC 72 PIECES SUPERIOR QLTY	SET	3000.00	5000.00	2600.00	2200.00	6250.00	2800.00	6200.00
HOTPOT SET PLASTIC 3 PCS.	SET	1012.50	1200.00	1000.00	1000.00	1500.00	1450.00	1200.00
BUCKET(BALT) PLASTIC MED.SIZ	EACH	270.00	700.00	280.00	275.00	300.00	275.00	300.00
LOTA PLASTIC (MED SIZE) AVERAGE QUALITY	EACH	50.00	60.00	50.00	50.00	67.50	55.00	50.00
PRESURE COOKER 4 LTR.	EACH	900.00	1800.00	850.00	900.00	1500.00	1000.00	1300.00
WATER COOLER 9/10 LTR.PLASTIC ***	EACH	400.00	800.00	500.00	525.00	600.00	525.00	400.00
THERMOS STARVAC 1 LTR	EACH	300.00	500.00	350.00	350.00	650.00	460.00	500.00
BULB PHILIPS 100-WATTS	EACH	30.00	32.00	30.00	30.00	30.00	30.00	35.00
TUBE LIGHT PHILIPS 40 WATTS	EACH	100.00	110.00	110.00	110.00	97.50	110.00	120.00
ELECTRIC BLUBS "0" WATTE LOCAL	EACH	25.00	25.00	20.00	20.00	22.00	20.00	20.00
ELECTRIC BLUB ENERGY SAVER 14 WATTS	EACH	160.00	160.00	110.00	110.00	155.00	175.00	120.00
WASHING SOAP 250 GMS SPECIFY BRAND NAME	EACH	30.00	35.00	27.00	25.00	30.00	35.00	30.00
SURF EXCEL 400 GMS POLY BAG	EACH	125.00	125.00	125.00	125.00	125.00	125.00	125.00
WASHING POWDER 1000 GRM	EACH	185.00	175.00	175.00	175.00	185.00	185.00	185.00
WASHING POWDER (WHEEL/ BONUS) 100 GRAMS	EACH	95.00	90.00	85.00	85.00	95.00	85.00	90.00
CLEANSER POWDER VIM 1000 GM	PKT.	72.22	72.22	66.67	66.67	72.22	66.67	66.67
FINIS 500 ML	BOTTLE	225.00	200.00	125.00	125.00	180.00	165.00	180.00
PHNYLE TYPHONE/FINIS/CARRANITE 3 LITRES	BOTTLE	120.00	150.00	110.00	110.00	130.00	120.00	140.00
HARPIC	BOTTLE	135.00	125.00	125.00	125.00	135.00	135.00	125.00
BOOT POLISH CHERRY/KIWI 50ML	EACH	111.11	100.00	80.00	80.00	100.00	100.00	100.00
ROBIN BLUE (35 GRAMS)	PKT.	25.67	35.00	30.00	30.00	30.00	30.00	45.00
TISSU PAPER PERFUMED 100 PCS.	PKT	100.00	100.00	90.00	90.00	100.00	100.00	95.00
TOILET PAPER ROLL (R.PETEL)	P/ROLL	32.00	40.00	35.00	35.00	35.00	35.00	30.00
BOOT POLISH LIQUID CHEERY BLOSSOM KIWI 75 ML	BOTTLE	135.00	120.00	120.00	120.00	120.00	120.00	130.00
MATCH BOX SMALL	EACH	2.00	2.00	2.00	2.00	2.00	2.00	2.00
DRY CELL 1.5 VOLT(LOCAL)	EACH	15.00	25.00	20.00	20.00	25.00	20.00	25.00
HAND STITCHING NEEDLE M.SIZE	PACKET	6.00	8.00	5.00	5.00	10.00	9.00	6.00
SEWING MACHINE NEEDLE (SINGER)	EACH	6.00	8.00	5.00	5.00	8.00	7.00	5.00
HOUSEHOLD SERVANT FEMALE P/T	P/MNTH	950.00	2000.00	600.00	800.00	1500.00	1250.00	1500.00
MARRIAGE HALL WITH FURNITURE	P/HEAD	95.63	70.00	90.00	60.00	100.00	150.00	60.00
SEPTRAN TABLETS	10TAB.	15.00	15.00	15.00	15.00	15.00	15.00	15.00
BRUFEN TABS 200-MG.	10TAB.	10.00	10.00	10.00	10.00	10.00	10.00	10.00
PANADOL TAB. EXTRA/PLAIN	10TAB.	10.00	10.00	10.00	10.00	10.00	10.00	10.00
DISPRIN TAB.	10TAB.	10.00	10.00	10.00	10.00	10.00	10.00	10.00
TRISIL TAB.	10 TAB	10.00	10.00	10.00	10.00	10.00	10.00	10.00
FLAGYL TAB. 200 MG.	10TAB.	10.00	10.00	10.00	10.00	10.00	10.00	10.00
VENTOLIN TAB. 2MG.	10TAB.	9.00	9.00	9.00	9.00	9.00	9.00	9.00
DAONIL TAB. 5 MG.	10TAB.	17.00	17.00	17.00	17.00	17.00	17.00	17.00
ENTOX TAB.	10TAB.	10.00	10.00	10.00	10.00	10.00	10.00	10.00
RENITEC TAB. 5 MG.	10TAB.	59.00	59.00	59.00	59.00	59.00	59.00	59.00
CAC. 1000 TAB	BOTTLE	122.00	122.00	122.00	122.00	122.00	122.00	122.00
AMOXIL CAPSOLE 250 MG.S	10CAP.	36.00	36.00	36.00	36.00	36.00	36.00	36.00
CALCIUM SYRUP SANDOZ	BOTTLE	64.00	64.00	64.00	64.00	64.00	64.00	64.00

Contd.

7.11 Intercity Consumer Prices December, 2014

Description	Unit	Hyder- abad	Nawab- shah	Mirpurkhas	Mithi	Sukkar	Larkana	Dadu
LEDERPLEX SYRUP	BOTTLE	35.00	35.00	35.00	35.00	35.00	35.00	35.00
SANCOS SYRUP (50 ML.)	BOTTLE	30.00	30.00	30.00	30.00	30.00	30.00	30.00
PHENERGAN SYRUP 120 ML.	BOTTLE	33.00	33.00	33.00	33.00	33.00	33.00	33.00
CALPOL SYRUP 60 ML.	BOTTLE	28.00	28.00	28.00	28.00	28.00	28.00	28.00
HYDRYLLIN SYRUP 120 ML.	BOTTLE	65.00	65.00	65.00	65.00	65.00	65.00	65.00
POLYFAX EYE OINTMENT	TUBE	21.00	21.00	21.00	21.00	21.00	21.00	21.00
BETNESOL EYE DROPS	BOTTLE	33.89	33.89	33.89	33.89	33.89	33.89	33.89
EAR DROPS (CARDISPORINE) ***	BOTTLE	21.00	21.00	21.00	21.00	21.00	21.00	21.00
BETNOVATE-N OINTMENT 5 GMS	TUBE	16.00	16.00	16.00	16.00	16.00	16.00	16.00
BURNOL CREAM 30 GRM	TUBE	16.00	16.00	16.00	16.00	16.00	16.00	16.00
VICKS VAPORUB/BALM	BOTTLE	36.00	36.00	36.00	36.00	36.00	36.00	36.00
GLYCRINE SMALL BOTTLE	BOTTLE	25.00	25.00	20.00	15.00	15.00	15.00	27.50
JOUHAR JOSHANDA	PKT.	6.00	6.00	6.00	6.00	8.00	6.00	6.00
GALXOS-D (450 GRMS)	PKT.	157.50	151.88	151.88	151.88	157.50	157.50	151.88
GRIPE-WATER WOODWARDS	BOTTLE	50.00	50.00	50.00	50.00	55.00	50.00	50.00
SANIPLAST ONE PUTTY	EACH	2.00	2.00	1.00	1.00	2.00	2.00	2.00
O.R.S. (NIMCOL)	PKT.	15.00	15.00	15.00	15.00	15.00	15.00	15.00
DETTOL (MEDIUM)	BOTTLE	46.80	46.80	46.80	46.80	46.80	46.80	46.80
COTTON BANDAGE 2" - 4"	EACH	6.00	8.00	15.00	15.00	12.50	15.00	10.00
THERMOMETER CHINA	EACH	30.00	40.00	40.00	35.00	40.00	35.00	50.00
DOCTOR (MBBS) CLINIC FEE	P/PAT.	100.00	200.00	100.00	100.00	100.00	300.00	150.00
URINE TEST (DR) CHARGES	P/TEST	90.00	140.00	70.00	70.00	170.00	100.00	50.00
BLOOD TEST (CP) CHARGES	P/TEST	212.50	300.00	200.00	200.00	290.00	200.00	200.00
SUGAR TEST (RANDOM/FASTING BOTH) CHARGES	P/TEST	160.00	240.00	200.00	200.00	200.00	240.00	120.00
ECG CHARGES	P/TEST	213.13	350.00	200.00	200.00	350.00	200.00	200.00
X-RAY (CHEST) CHARGES	P/X-RAY	209.38	400.00	200.00	200.00	300.00	350.00	200.00
CAR SUZUKI 800 CC (W/O. A/C)	EACH	625000.00	625000.00	625000.00	0.00	625000.00	632000.00	0.00
CAR SUZUKI 1000 CC	EACH	1034000.00	1044000.00	1044000.00	0.00	0.00	0.00	0.00
CAR TOYOTA 1300 CC	EACH	1561500.00	1568000.00	0.00	0.00	0.00	0.00	0.00
CAR HONDA CIVIC	EACH	0.00	2033000.00	0.00	0.00	0.00	0.00	0.00
MOTORCYCLE HONDA CD-70.	EACH	69900.00	69000.00	68000.00	68500.00	70000.00	70000.00	69000.00
MOTORCYCLE YAMAHA 100CC.	EACH	79300.00	79300.00	0.00	0.00	78500.00	79300.00	0.00
MOTOR CYCLE HERO 70 CC	EACH	43000.00	44000.00	44500.00	0.00	43000.00	42500.00	0.00
BICYCLE WITH TYRES & TUBES	EACH	7550.00	9300.00	7500.00	7900.00	7600.00	7900.00	7000.00
TYRE CAR WITH TUBE GENERAL	EACH	2800.00	3800.00	3300.00	3400.00	3200.00	3800.00	4000.00
TYRE MOTOR CYCLE WITHOUT TUBE	EACH	950.00	1210.00	1250.00	1280.00	1200.00	1300.00	1300.00
TYRE CYCLE SPECIFY BRAND NAME	EACH	325.00	400.00	400.00	415.00	350.00	415.00	420.00
TYRE CAR W/O TUBE	EACH	2700.00	3200.00	3200.00	3200.00	2700.00	3200.00	3600.00
PETROL SUPER	LITRE	84.53	84.53	84.53	84.53	84.53	84.53	84.53
HIGH SPEED DIESEL HSD	LITRE	94.09	94.09	94.09	94.09	94.09	94.09	94.09
CNG	K.G.	71.50	0.00	71.50	0.00	71.50	71.50	71.50
GAS CYLINDER STAND. SIZE	EACH	1320.00	1375.00	1300.00	1350.00	1540.00	1350.00	1540.00
MOTOR CYCLE SERVICE CHARGES	EACH	250.00	250.00	250.00	250.00	250.00	350.00	250.00
CAR SERVICE CHARGES	EACH	350.00	500.00	300.00	300.00	350.00	550.00	400.00
TYRE PUNCTURE CHARGES	EACH	60.00	60.00	60.00	50.00	70.00	75.00	80.00
CYCLE OVERHAULING CHARGES	EACH	250.00	275.00	200.00	200.00	200.00	300.00	200.00
CAR TAX FOR 800CC TO 1300CC	YEARLY	1750.00	1750.00	1750.00	1750.00	1750.00	1750.00	1750.00
TRAIN FARE ECO. 1-100 KM.	P/KM.	0.71	0.71	0.71	0.00	0.71	0.71	0.71
TRAIN FARE ECO. 101-500 KM.	P/KM.	1.02	1.02	1.02	0.00	1.02	1.02	1.02
TRAIN FARE ECO. > 500 KM.	P/KM.	0.93	0.93	0.93	0.00	0.93	0.93	0.93
TRAIN FARE IST SLP. 1-100KM	P/KM.	2.18	2.18	2.18	0.00	2.18	2.18	2.18
TRAIN FARE IST SLP.101-500 KM	P/KM.	2.69	2.69	2.69	0.00	2.69	2.69	2.69
TRAIN FARE IST SLP. > 500 KM	P/KM.	2.07	2.07	2.07	0.00	2.07	2.07	2.07
TRAIN FARE A/C SLP. 1-100KM.	P/KM	5.99	5.99	5.99	0.00	5.99	5.99	5.99
TRAIN FARE A/C SLP.101-500KM	P/KM.	4.77	4.77	4.77	0.00	4.77	4.77	4.77
TRAIN FARE A/C SLP > 500KM.	P/KM	4.32	4.32	4.32	0.00	4.32	4.32	4.32
PLATEFORM TICKET	EACH	10.00	10.00	10.00	0.00	10.00	10.00	10.00
AUTO RICKSHAW FARES	KM/MIN	40.00	80.00	60.00	90.00	80.00	50.00	40.00
FULL TONGA CHARGES	KM/MIN	60.00	35.00	40.00	0.00	80.00	65.00	0.00
TAXI 4 SEATER FARE	KM/MIN	60.00	100.00	90.00	90.00	80.00	60.00	60.00
BUS FARE MIN (WITHIN CITY)	TICKET	10.00	0.00	10.00	0.00	0.00	0.00	0.00
BUS FARE MAX (WITHIN CIT	TICKET	15.00	0.00	15.00	0.00	0.00	0.00	0.00

Contd.

7.11 Intercity Consumer Prices December, 2014

Description	Unit	Hyder- abad	Nawab- shah	Mirpurkhas	Mithi	Sukkar	Larkana	Dadu
BUS FARE OUTSIDE CITY	P/KM.	0.88	0.88	0.88	0.88	0.88	0.88	0.88
A/C BUS FARE OUTSIDE CITY	P/KM.	1.50	1.50	1.50	1.50	1.50	1.50	1.50
MINIBUS FARE MIN.WITH IN CITY	TICKET	10.00	0.00	0.00	0.00	0.00	0.00	0.00
MINIBUS FARE MAX.WITH IN CITY	TICKET	16.00	0.00	0.00	0.00	0.00	0.00	0.00
SUZUKI FARE MIN.WITH IN CITY	TICKET	10.00	0.00	10.00	0.00	7.00	10.00	0.00
SUZUKI FARE MAXIMUM W.IN CITY	TICKET	15.00	0.00	10.00	0.00	15.00	10.00	0.00
AIR FARE ECONOMY CLASS.	P/KM.	19.26	19.26	0.00	0.00	19.26	19.26	0.00
POSTAL ENVELOPE DOMESTIC	EACH	8.00	8.00	8.00	8.00	8.00	8.00	8.00
ENVELOPE FOR SAUDI ARABIA	EACH	50.00	50.00	50.00	50.00	50.00	50.00	45.00
POSTAL REGISTRATION CHARGES	EACH	28.00	28.00	28.00	28.00	28.00	28.00	28.00
U.M.S. REG CHARGES MIN.	EACH	59.00	58.00	58.00	58.00	59.00	58.00	58.00
T.C.S. CH. MIN.WITH IN ZONE	EACH	110.00	110.00	110.00	110.00	110.00	110.00	110.00
TELEPHONE CHARGES LOCAL CALL	P/CALL	3.94	3.94	3.94	3.94	3.94	3.94	3.94
TEL CHARGES OUT SIDE CITY	P/CALL	3.94	3.94	3.94	3.94	3.94	3.94	3.94
INTERNET CHARGES	P/HOUR	25.00	30.00	20.00	20.00	30.00	20.00	30.00
MOBILE CELL CHARGES	P/UNIT	3.00	3.06	3.00	3.00	3.00	3.50	3.06
FAX CHARGES (LOCAL)	P/PAGE	20.00	15.00	15.00	20.00	20.00	20.00	20.00
TELEPHONE SET AV. QLTY	EACH	500.00	500.00	600.00	650.00	575.00	875.00	550.00
MOBILE SET NOKIA/SONY/ERICSON/SAMSUNG WITHOUT CAMERA	EACH	2200.00	2500.00	2250.00	2300.00	2700.00	3200.00	2400.00
T.V. 20" COLORED WEGA H-A21.	EACH	17300.00	18000.00	18000.00	18000.00	17500.00	20500.00	17000.00
T.V 20" COLOR CHINA/KORIA)	EACH	10750.00	11000.00	10000.00	10000.00	12000.00	9000.00	11000.00
V.C.P. PANASONIC/LG/NAT	EACH	5000.00	5000.00	6000.00	6000.00	5600.00	4800.00	4500.00
DVD/VCD PLAYER PANASONIC/LG	EACH	3500.00	5000.00	3500.00	3000.00	4500.00	3000.00	2750.00
RADIO WITH C.PLAYER NATIONAL	EACH	3500.00	3500.00	1500.00	1500.00	2000.00	2900.00	2000.00
PERSONNEL COMPUTER (BRANDED)	EACH	31200.00	58000.00	46000.00	46000.00	45000.00	45000.00	27000.00
VID. CASSETTE BLK. TDK/SONY	EACH	120.00	200.00	120.00	120.00	140.00	170.00	160.00
COM. C.D. (TDK/IMATION)	EACH	80.00	60.00	50.00	55.00	50.00	55.00	40.00
TAPE RECORDER CASSETTE BLANK	EACH	60.00	50.00	50.00	55.00	50.00	55.00	50.00
VIDEO GAME SEGA 16 BYTE	EACH	1000.00	1100.00	1800.00	0.00	1200.00	1500.00	1150.00
CINEMA A/C. HIGH CLASS	TICKET	60.00	0.00	30.00	0.00	0.00	0.00	0.00
CINEMA NON-A/C HIGH CLASS	TICKET	40.00	50.00	20.00	0.00	0.00	60.00	20.00
CABLE CHARGES	PER MONT	300.00	250.00	300.00	200.00	300.00	375.00	300.00
TV.LICENCE FEE DOMESTIC	YEARLY	420.00	420.00	420.00	420.00	420.00	420.00	420.00
ENGLISH BOOK CLASS V1	EACH	35.10	35.10	35.10	35.10	35.10	35.10	35.10
ENGLISH BOOK CLASS IX OR X	EACH	40.30	40.30	40.30	40.30	40.30	40.30	40.30
ENG. BOOK IST.YR COMPLETE SET	EACH	118.15	118.15	118.15	118.15	118.15	118.15	118.15
ENGLISH BOOK BA/B.SC	EACH	150.00	150.00	150.00	150.00	150.00	150.00	150.00
URDU BOOK CLASS V (T.B.BORD)	EACH	54.10	54.10	54.10	54.10	54.10	54.10	54.10
URDU BOOK CLASS IX(X(T.B.B)	EACH	50.55	50.55	50.55	50.55	50.55	50.55	50.55
URDU BOOK IST.YEAR/INTER	EACH	43.30	43.30	43.30	43.30	43.30	43.30	43.30
URDU BOOK BA/B.SC	EACH	120.00	120.00	120.00	120.00	120.00	120.00	120.00
MATHS BOOK CALSS V (T.B.B)	EACH	50.90	50.90	50.90	50.90	50.90	50.90	50.90
MATHS BOOK CLASS IX OR X	EACH	187.20	187.20	187.20	187.20	187.20	187.20	187.20
MATHS BOOK IST.YEAR (T.B.B)	EACH	112.45	112.45	112.45	112.45	112.45	112.45	112.45
PAKISTAN STUDIES BOOK BA/B.SC	EACH	125.00	125.00	125.00	125.00	125.00	125.00	125.00
DAILY "DAWN"	P/COPY	19.00	19.00	19.00	19.00	19.00	19.00	19.00
DAILY "JANG"	P/COPY	12.00	12.00	12.00	12.00	12.00	12.00	12.00
DAILY "NAWA-E-WAQT"	P/COPY	12.00	12.00	12.00	12.00	12.00	12.00	12.00
WEEKLY "AKHBAR-E-JAHAN"	P/COPY	55.00	55.00	55.00	55.00	55.00	55.00	55.00
WEEKLY "MAG"	P/COPY	45.00	45.00	45.00	45.00	45.00	45.00	45.00
MONTHLY "NAUNEHAL DIGEST"	P/COPY	35.00	35.00	35.00	35.00	35.00	35.00	35.00
PAPER FOOLSCAPE (27"x17")	QUIRE	30.00	27.00	30.00	25.00	45.00	50.00	35.00
EXERCISE.BOOK LINED 80/100 PGS	EACH	18.00	30.00	15.00	15.00	40.00	20.00	20.00
PENCILGOLDFISH/DEER	EACH	6.00	6.00	5.00	5.00	6.00	6.00	5.00
PEN INK DOLLOR 57 ML BOTTLE	EACH	20.00	20.00	25.00	25.00	25.00	25.00	20.00
PHOTOSTATE PAPER 70 GM	PRT	225.00	360.00	300.00	325.00	400.00	340.00	340.00
BALL PEN (local)	EACH	6.00	7.00	5.00	5.00	7.00	5.50	6.00
FOUNTAIN PEN HERO/WINGS/CHINA	EACH	25.00	50.00	20.00	25.00	40.00	42.50	30.00
PRIVATE SCHOOL FEE ENGLISH MED.AVG. STANDARD (CLASS I)	P/MONTH	912.50	1550.00	500.00	350.00	700.00	775.00	1665.00
PRIVATE SCHOOL FEE ENGLISH MED.AVG. STANDARD (CLASS V)	P/MONTH	918.75	1550.00	700.00	450.00	900.00	775.00	1665.00
PRIVATE SCHOOL FEE ENGLISH MED.AVG. STANDARD (CLASS VI)	P/MONTH	862.50	1550.00	800.00	500.00	900.00	775.00	1965.00
PRIVATE SCHOOL FEE ENGLISHMED.AVG. STANDARD (CLASS X)	P/MONTH	1162.50	2000.00	1000.00	500.00	1100.00	775.00	2100.00

Contd.

7.11 Intercity Consumer Prices December, 2014

Description	Unit	Hyder- abad	Nawab- shah	Mirpurkhas	Mithi	Sukkar	Larkana	Dadu
PRIVATE MEDICLE COLLEGE FEE MBBS (IST YEAR)	P/MONTH	50000.00	0.00	29166.00	0.00	0.00	0.00	0.00
PRIVATE ENGINEERING COLLEGE FEE (ISTR YEAR)	P/MONTH	0.00	0.00	0.00	0.00	0.00	0.00	0.00
GOVT. COLLEGE FEE IST. YEAR	MONTH	35.00	40.00	35.00	35.00	35.00	35.00	35.00
GOVT. COLLEGE FEE 4TH. YEAR	MONTH	75.00	67.50	67.50	70.00	67.50	75.00	75.00
GOVT. UNIVERSITY FEE MSC.	MONTH	385.00	1550.00	354.17	354.17	0.00	0.00	354.17
GOVT. MED. COLLEGE FEE MBBS	MONTH	2200.00	2000.00	0.00	2000.00	2000.00	4200.00	2000.00
GOVT. ENGG. COLL. FEE I YEAR	MONTH	1000.00	333.33	0.00	0.00	0.00	1500.00	0.00
COACHING FEE FOR CLASS IX/X	P/MONTH	500.00	1200.00	500.00	600.00	1000.00	600.00	500.00
COACHING CHARGES FOR CLASS IST YEAR/INTER (SCIENCE)	P/MONTH	1000.00	1200.00	800.00	700.00	2000.00	700.00	500.00
COACHING CHARGES FOR CLASS IST YEAR/INTER (COMMERCE)	P/MONTH	600.00	1200.00	600.00	600.00	1080.00	600.00	500.00
I.T. TUITION FEES	P/MONTH	2000.00	1600.00	0.00	0.00	1500.00	1500.00	600.00
MBA TUITION FEES	P/MONTH	2500.00	0.00	0.00	0.00	6300.00	2500.00	0.00
BREAD TANDOORI ST. SIZE	EACH	10.00	7.00	7.00	7.00	8.00	7.00	6.00
COOKED MUTTON (AV. HOTEL)	PLATE	123.75	150.00	100.00	100.00	115.00	100.00	70.00
COOKED BEEF (AV. HOTEL)	PLATE	65.00	70.00	70.00	50.00	100.00	70.00	50.00
COOKED DAL (AV. HOTEL)	PLATE	41.25	60.00	50.00	50.00	50.00	60.00	40.00
CHICKEN BIRYANI FULL/DOUBLE	PLATE	90.00	100.00	90.00	90.00	150.00	190.00	120.00
TEA PREPARED (ORDINARY)	CUP	20.00	20.00	25.00	25.00	20.00	22.50	20.00
HAIRCUT CHARGES FOR MEN	P/CUT	57.50	100.00	50.00	50.00	60.00	95.00	50.00
BEAUTY PORL HAIR STYL CHARGE	P/STY.	193.75	250.00	150.00	100.00	175.00	325.00	250.00
SHAVING CHARGES	PER SHV	21.25	50.00	20.00	20.00	35.00	50.00	30.00
LIPSTICK S.MISS/MEDORA	EACH	110.00	120.00	110.00	110.00	100.00	110.00	90.00
NAIL POLISH S.MISS/MEDORA	EACH	60.00	95.00	80.00	80.00	85.00	80.00	50.00
PERFUME MED.SIZE MEDORA/BROACH	EACH	120.00	175.00	190.00	210.00	120.00	210.00	185.00
HAIR-OIL AMLA/CHAMBELI	BOTTLE	110.00	100.00	110.00	110.00	120.00	110.00	110.00
TOILET SOAP LUX 95 GRAMS	EACH	40.38	40.38	40.38	40.38	40.38	40.38	40.38
TOILET SOAP LIFEBOUY 140 GRM	EACH	36.00	36.00	36.00	36.00	36.00	36.00	36.00
TOILET SOAP SAFEGUARD BATH SIZE	EACH	48.00	48.00	48.00	48.00	48.00	48.00	48.00
TOOTHPASTE MACKLINES 70 GRM	EACH	50.00	50.00	50.00	50.00	50.00	50.00	50.00
TOOTHPAST MED SIZE CLGATE 70 GMS	EACH	60.67	60.67	60.67	60.67	60.67	60.67	60.67
TOOTHBRUSH SHEILD A/PLAQUE	EACH	35.00	40.00	35.00	40.00	40.00	40.00	35.00
TOOTHPOWDER DENTONIC 90 GRM	EACH	28.00	25.00	25.00	25.00	28.00	25.00	25.00
HAIR-COLOUR BEGIN (6 GMS)	EACH	95.00	90.00	96.00	96.00	100.00	95.00	90.00
HAIR COLOUR (KALAKOLA)	BOTTLE	120.00	120.00	120.00	120.00	130.00	120.00	120.00
FACECREAM PONDS (MEDIUM)	EACH	110.00	110.00	110.00	110.00	120.00	110.00	110.00
TALC POWDER VICE ROAY,B.CAT	EACH	130.00	130.00	130.00	135.00	130.00	150.00	140.00
BLADE TREET ORDINARY 10'S	PKT.	35.00	40.00	35.00	30.00	45.00	45.00	40.00
BLADE 7-O-CLOCK STAIN. 5'S	PKT.	30.00	40.00	30.00	32.00	30.00	32.50	35.00
SHAMPOO SUNSILK/PAINTIN 100 ML	BOTTLE	110.00	110.00	110.00	110.00	95.00	110.00	110.00
BEAUTY CREAM (FAIR & LOVELY)	EACH	155.00	155.00	155.00	155.00	155.00	155.00	155.00
HAIR REMOVING CREAM (EU-CREAM)	TUBE	60.00	60.00	60.00	60.00	65.00	60.00	60.00
GEL MEDIUM SIZE	BOTTLE	55.00	67.50	55.00	75.00	70.00	75.00	120.00
DISPOSABLE RAZOR GILLET-II	EACH	40.00	35.00	35.00	35.00	40.00	37.50	35.00
SHAVING CREAM TOUCH-ME/ADM.	EACH	55.00	55.00	55.00	60.00	55.00	60.00	60.00
GOLD TEZABI 24 CT	10 GM.	40628.00	40377.00	40460.00	40460.00	40628.00	40460.00	40515.00
SILVER TEZABI 24 CT	10 GM.	600.00	668.00	600.00	600.00	700.00	600.00	610.00
ARTIFICIAL JEWELLARY SET	SET	400.00	1700.00	350.00	500.00	600.00	900.00	250.00
WRIST WATCH GENTS CITIZEN (ORIGINAL) ***	EACH	3100.00	3750.00	2500.00	2600.00	2600.00	3000.00	2500.00
WRIST WATCH LADIES CITIZEN (ORIGINAL) ***	EACH	3050.00	3750.00	2500.00	2600.00	2500.00	2500.00	2500.00
WALL CLOCK QUARTZ AV.QLTY	EACH	312.50	500.00	350.00	300.00	475.00	450.00	200.00
SUITCASE REXIN (24"x16"x6")	EACH	750.00	1600.00	800.00	850.00	1275.00	1100.00	900.00
TRUNK MEDIUM SIZE ***	EACH	1050.00	1600.00	1000.00	950.00	2000.00	1000.00	1150.00
PURSE LADIES (LEATHER) AVERAGE QUALITY	EACH	375.00	800.00	500.00	450.00	600.00	950.00	300.00

7.11 Intercity Consumer Prices December, 2014

Description	Unit	Peshawar	Mardan	Abbotta- bad	Bannu	D.I. Khan	Mingora
WHEAT	10 KG.	390.00	370.00	425.00	263.75	340.00	345.00
WHEAT FLOUR FINE/SUPERIOR.	KG.	45.67	42.50	50.00	43.50	41.00	50.00
WHEAT FLOUR AVG. QLTY	KG.	40.50	41.50	45.00	40.50	37.00	45.00
WHEAT FLOUR BAG	10 KG.	392.50	395.00	427.50	412.50	410.00	390.00
MAIDA	KG.	55.42	55.00	56.25	65.00	50.00	55.00
SUJI	KG.	55.83	55.00	56.25	55.00	50.00	57.50
BESAN AV. QLTY.	KG.	81.25	85.00	80.00	80.00	80.00	80.00
RICE BASMATI SUP. QLTY.	KG.	137.50	142.50	150.00	127.50	130.00	122.50
RICE BASMATI 385/386	KG.	117.50	117.50	120.00	122.50	107.50	75.00
RICE BASMATI BROKEN AV.QLTY	KG.	77.50	85.00	87.50	51.00	65.00	57.50
RICE IRRI-6 (SINDH/PUNJAB)	KG.	48.75	50.00	51.25	52.50	65.00	48.75
VERMICELLI	KG.	74.17	80.00	85.00	70.00	70.00	80.00
BREAD PLAIN MEDIUM SIZE	EACH	35.00	35.00	35.00	35.00	30.00	35.00
RUSK (PAPAY)	KG.	173.33	200.00	150.00	140.00	140.00	300.00
BISCUITS-PACKED	PKT	35.00	35.00	35.00	35.00	35.00	35.00
BISCUIT-BAKERY (LOOSE)	250 GM	65.83	57.50	50.00	52.50	55.00	65.00
CORNFLAKS FAUJI 225 GM.	PKT	171.00	207.00	166.50	110.00	165.00	170.00
SAMOSA (VEGATABLE)	EACH	6.67	8.00	10.00	17.50	10.00	10.00
PASTRY AV.QLTY.	EACH	24.17	30.00	17.50	20.00	25.00	20.00
PATTIES (VEGATABLES)	EACH	23.33	22.50	20.00	30.00	20.00	15.00
NIMCO	250 GM	53.33	60.00	60.00	50.00	50.00	50.00
CHIPS	250 GM	56.67	50.00	80.00	85.00	55.00	60.00
BEEF WITH BONE AV.QLTY.	KG	274.17	270.00	257.50	280.00	270.00	280.00
MUTTON AV.QLTY.	KG	589.17	495.00	500.00	500.00	550.00	400.00
CHICKEN FARM BROILER (LIVE)	KG	152.00	165.00	130.00	177.00	156.00	177.00
FISH-RAHU MEDIUM SIZE	KG	261.67	230.00	235.00	300.00	280.00	250.00
MILK FRESH (UNBOILED)	LTR.	72.50	72.50	72.50	72.50	70.00	80.00
CURD	KG.	80.00	82.50	80.00	82.50	80.00	95.00
MILK TETRA PACK 1/2 LTR.	PKT.	50.00	50.00	70.00	56.00	60.00	55.00
LACTOGEN 400 GRAMS	PKT.	425.00	425.00	425.00	425.00	425.00	425.00
POWDER MILK NIDO 400GM.	PKT	350.00	350.00	350.00	350.00	350.00	350.00
MILK POWDER LOOSE/PACKED	KG.	593.33	560.00	516.67	540.00	430.00	625.00
BUTTER LOCAL PACKED	50 GM.	25.00	25.00	25.00	40.00	35.00	25.00
EGGS FARM	DOZ	117.50	120.00	100.00	120.00	110.00	120.00
MUSTARD OIL AV.QLTY.	KG.	221.67	210.00	250.00	185.00	160.00	220.00
COOKING OIL (DALDA)	2.5LTR	520.00	520.00	535.00	540.00	540.00	531.25
COOKING OIL (PAKWAN) OTHER BRAND SPECIFY	2.5 LTR	385.00	436.00	440.00	470.00	492.00	340.00
VEGETABLE GHEE TIN	2.5KG.	505.00	505.00	510.00	510.00	500.00	420.00
VEGETABLE GHEE (LOOSE)	KG.	155.83	157.50	170.00	165.00	150.00	155.75
DATES AV.QLTY.	KG.	186.67	150.00	220.00	207.50	185.00	185.00
PISTACHIO AV.QLTY.	50 GM.	79.17	90.00	90.00	80.00	60.00	110.00
ALMONDS WHOLE AV.QLTY.	KG.	691.67	700.00	400.00	500.00	400.00	660.00
COCONUT DRY AV.QLTY.	KG.	291.67	290.00	300.00	240.00	300.00	260.00
RAISINS AV.QLTY.	50 GM.	23.33	17.50	19.00	12.50	14.50	25.00
GROUNDNUTS (WITH SHELL)	KG.	170.83	155.00	200.00	140.00	170.00	135.00
MALTA/MOSAMBI	DOZ	136.67	140.00	135.00	115.00	170.00	130.00
KINNU	DOZ	93.33	75.00	65.00	55.00	95.00	75.00
APPLE	KG	113.33	100.00	90.00	115.00	110.00	110.00
ALOO BUKHARA	KG	0.00	0.00	0.00	0.00	0.00	0.00
POMEGRANATE (ANNAR)	KG	171.67	145.00	170.00	250.00	155.00	155.00
GRAPES	KG	0.00	0.00	0.00	0.00	0.00	0.00
BANANAS	DOZ	57.50	75.00	62.50	57.50	55.00	70.00
MANGO KALMI	KG	0.00	0.00	0.00	0.00	0.00	0.00
GUAVA	KG	91.67	90.00	82.50	60.00	95.00	90.00
WATERMELON (TURBOOZ)	KG	0.00	0.00	0.00	0.00	0.00	0.00
MUSKMELON (KHARBOOZA)	KG	0.00	0.00	0.00	0.00	0.00	0.00
SWEETMELON (GARMA)	KG	0.00	0.00	0.00	0.00	0.00	0.00
PULSE MASOOR (WHOLE)	KG.	130.83	135.00	125.00	132.50	110.00	110.00
PULSE MASOOR (WASHED)	KG.	130.83	135.00	125.00	132.50	120.00	120.00
PULSE MOONG (WASHED)	KG.	160.83	155.00	172.50	160.00	170.00	140.00
PULSE MASH (WASHED)	KG.	161.67	165.00	165.00	150.00	160.00	160.00
PULSE GRAM	KG.	82.92	80.00	75.00	72.50	80.00	70.00

Contd.

7.11 Intercity Consumer Prices December, 2014

Description	Unit	Peshawar	Mardan	Abbotta- bad	Bannu	D.I. Khan	Mingora
GRAM WHOLE BLACK AV QLTY.	KG.	91.67	90.00	75.00	52.50	48.00	60.00
GRAM WHOLE YELLOW AV.QLTY	KG.	104.17	105.00	100.00	95.00	110.00	105.00
BEANS (LAL LOBIA)	KG.	121.67	115.00	155.00	107.50	140.00	120.00
POTATOES	KG	43.33	45.00	42.50	37.50	37.50	50.00
ONION	KG	30.00	30.00	22.50	20.00	25.00	30.00
TURNIP	KG	35.00	17.50	20.00	25.00	20.00	20.00
RADISH	KG	19.17	22.50	20.00	22.50	25.00	25.00
TOMATOES	KG	48.33	50.00	50.00	40.00	55.00	40.00
CABBAGE	KG	40.00	25.00	30.00	40.00	20.00	40.00
CAULIFLOWER	KG	25.50	35.00	30.00	32.50	45.00	30.00
BRINJAL	KG	35.00	50.00	30.00	37.50	35.00	50.00
PUMPKIN	KG	0.00	0.00	0.00	0.00	0.00	0.00
BOTTLEGOURD	KG	0.00	0.00	0.00	0.00	0.00	0.00
LADY FINGER	KG	0.00	0.00	0.00	0.00	0.00	0.00
PEAS	KG	66.67	70.00	20.00	75.00	60.00	105.00
SPINACH	KG	23.33	17.50	20.00	20.00	25.00	31.25
TINDA	KG	0.00	0.00	0.00	0.00	0.00	0.00
TURAI	KG	0.00	0.00	0.00	0.00	0.00	0.00
KARAILA	KG	0.00	0.00	0.00	0.00	0.00	0.00
ARVI	KG	0.00	0.00	0.00	0.00	0.00	0.00
CHILLIES GREEN	KG	80.00	70.00	100.00	120.00	70.00	80.00
CARROT	KG	43.33	40.00	46.25	40.00	45.00	50.00
COCUMBER (KHEERA)	KG	53.33	50.00	60.00	40.00	40.00	55.00
LEMON	250GM	24.17	17.50	20.00	27.50	20.00	30.00
SUGAR REFINED	KG.	54.67	57.50	56.00	53.50	52.00	59.00
GUR AV.QLTY	KG.	82.50	80.00	100.00	87.50	70.00	80.00
HONEY LANGANESE 500 GM.	BOTTLE	860.00	860.00	850.00	350.00	860.00	500.00
MILO 200 GM.	BOTTLE	170.00	170.00	200.00	200.00	220.00	200.00
CUSTARD POWDER RAFHAN 300 GM.	PKT	75.00	75.00	75.00	75.00	75.00	75.00
TOFFEE (HILAL)	EACH	1.50	1.50	1.00	1.00	1.00	1.00
CHOWKELATE CANDY (SMALL SIZE)	EACH	5.00	5.00	5.00	5.00	5.00	5.00
SWEETMEAT (MIXED)	KG	271.67	250.00	230.00	180.00	242.50	250.00
ICE CREAM WALLS	CUP.	40.00	40.00	40.00	40.00	40.00	40.00
ICE	KG	11.67	12.00	8.00	12.00	9.00	15.00
JAM AHMED/MITCHELLES	BOTTLE	135.00	140.00	130.00	110.00	130.00	120.00
SQUASH-MITCHELLES	BOTTLE	150.00	150.00	150.00	140.00	150.00	150.00
ROOH AFZA	BOTTLE	140.00	140.00	140.00	145.00	130.00	145.00
JAM-E-SHIREEN	BOTTLE	145.00	145.00	145.00	145.00	145.00	145.00
SAUNF	50 GM	20.00	17.50	20.00	15.00	12.00	10.00
CINAMON LOOSE AV. QLTY	50 GM.	20.00	20.00	27.50	30.00	20.00	20.00
CUMINSEED WHITE NATIONAL	50 GM.	54.00	54.00	52.00	52.00	52.00	50.00
PEPPER BLACK NATIONAL	50 GM.	96.00	96.00	96.00	96.00	96.00	96.00
CLOVES LOOSE AV.QLTY	50 GM.	113.33	120.00	125.00	100.00	60.00	85.00
CARDAMOM LARGE LOOSE AV.QLTY	50 GM.	185.83	180.00	140.00	90.00	90.00	85.00
CARDAMOM SMALL AV.QLTY	50 GM.	125.00	110.00	115.00	120.00	75.00	85.00
SALT-POWDERED (LAHORI) LOOSE	KG.	10.00	10.00	10.00	8.00	5.00	15.00
SALT POWDERED (NATIONAL/SHAN)	PKT	25.00	25.00	25.00	20.00	25.00	20.00
CHILLIES POWD.NATIONAL 200GM	PKT	105.00	105.00	105.00	105.00	105.00	105.00
CHILLIES POWDER LOOS	KG.	233.33	240.00	290.00	280.00	220.00	220.00
CORRIANDER SEED POWD.NATIONAL	PKT	78.00	78.00	88.00	77.00	88.00	116.00
CORRIANDER SEED (LOOSE)	KG.	233.33	250.00	290.00	280.00	200.00	230.00
TURMERIC POWD.NATIONAL 50GM	PKT.	35.00	35.00	35.00	35.00	35.00	39.00
CURRY POWD. NATIONAL 200 GM	PKT.	87.00	87.00	87.00	86.00	86.00	86.00
TOMATO KETCHUP AHMED/MITCHL	BOTTLE	91.67	90.00	80.00	70.00	100.00	105.00
PICKLES AHMED/MITCHELLES	BOTTLE	110.00	120.00	100.00	100.00	95.00	102.50
VINEGAR SYNTHETIC (SIRKA)	BOTTLE	78.33	60.00	75.00	40.00	47.50	86.25
GARLIC	KG	150.00	150.00	120.00	152.50	130.00	130.00
GINGER	KG	291.67	210.00	240.00	380.00	120.00	245.00
TAPAL DANEDAR TEA 200GM PACKET	PKT	126.32	126.32	126.32	126.32	126.32	126.32
TEA LIPTON YELLOW LABEL 200GM.	PKT.	128.42	128.42	124.21	124.21	128.42	128.42
TEA LOOSE KENYA AV.QLTY 250GM.	PKT.	127.50	120.00	150.00	122.50	115.00	127.50
COFFEE-NESCAFE 75 GM. **	BOTTLE	300.00	300.00	330.00	280.00	320.00	330.00

Contd.

7.11 Intercity Consumer Prices December, 2014

Description	Unit	Peshawar	Mardan	Abbotta- bad	Bannu	D.I. Khan	Mingora
COLD DRINK (STANDARD SIZ)	BOTTLE	25.00	25.00	21.25	25.00	25.00	25.00
FRUIT JUICE TETRA PACK	PKT.	15.00	15.00	17.50	17.50	20.00	27.50
MINERAL WATER NESTLE 1.5 LTR	BOTTLE	45.00	45.00	46.25	47.50	42.50	45.00
CIGARETTES K-2 10'S **	PKT	45.00	45.00	45.00	45.00	50.00	50.00
CIGARETTES CAPSTAN 10'S **	PKT	50.00	50.00	50.00	50.00	50.00	50.00
CIGARETTES GOLD LEAF 20'S	PKT	100.00	100.00	100.00	100.00	100.00	100.00
CIGARETTES MORVEN GOLD 20'S	PKT	50.00	50.00	50.00	50.00	50.00	50.00
BETEL LEAVES	50GM.	70.00	90.00	60.00	72.50	50.00	60.00
BETEL NUTS	KG.	416.67	425.00	270.00	290.00	280.00	400.00
LONG CLOTH 57" GUL AHMED/AL-KARAM	METER	300.00	300.00	197.50	165.00	220.00	185.00
SHIRTING AV.QLTY.	METER	283.33	287.50	160.00	140.00	150.00	175.00
PANT CLOTH W & WEAR AV.QLTY	METER	375.00	350.00	375.00	650.00	265.00	650.00
LAWN PRINTED GUL AHMED/AL-KARAM	METER	340.00	290.00	300.00	177.50	260.00	181.25
GEORGETTE AV.QLTY	METER	110.00	110.00	80.00	97.50	90.00	115.00
LINEN AV.QLTY ***	METER	155.00	165.00	125.00	141.25	80.00	145.00
HEAVY WT SUITING LAWERNCPUR AVG QLTY	METER	2250.00	2050.00	1200.00	850.00	750.00	1537.50
HEAVY WT SUITING LAWERNCPUR SUP QLTY	METER	2500.00	2500.00	2500.00	950.00	1200.00	1850.00
TROPICAL SUITING LAW.PUR	METER	1400.00	1400.00	1100.00	680.00	750.00	1300.00
PANT BOY 24"/26" LENGTH.	EACH	500.00	550.00	625.00	675.00	450.00	375.00
SHIRT BOY 24"/26" LENGTH	EACH	341.67	335.00	625.00	315.00	240.00	325.00
SCHOOL UNI. PANT,SHIRT BOYS	SUIT	737.50	750.00	630.00	700.00	475.00	625.00
SCHOOL UNI. KAMEEZ,SHAL.BOYS	SUIT	666.67	650.00	800.00	650.00	450.00	490.00
SCHOOL UNI. KAMEEZ,SHAL.GIRL	SUIT	816.67	850.00	670.00	650.00	500.00	625.00
FROCK W/WEAR GIRLS	EACH	1000.00	950.00	1050.00	725.00	650.00	550.00
AWAMI-SUIT W & W(BOY) 24"/26	SUIT	976.67	912.50	1050.00	750.00	600.00	615.00
AWAMI-SUIT W&W (GENTS)AV.QLTY	SUIT	1616.67	1450.00	1900.00	1750.00	925.00	1250.00
PULLOVER GENTS OXFORD/BON.	EACH	3188.33	3187.50	2895.00	2800.00	2400.00	2950.00
PULLOVER LADIES OXFORD/BON.	EACH	2883.33	2850.00	2895.00	2800.00	2400.00	2925.00
PULLOVER (GENTS) OTHERS A.QTY	EACH	1116.67	1100.00	1955.00	1362.50	825.00	1925.00
SECOND-HAND COAT FOR MEN	EACH	633.33	525.00	525.00	325.00	200.00	650.00
SECONDHAND SWEETER FOR MEN DUP QLTY	EACH	850.00	850.00	375.00	225.00	150.00	450.00
SECONDHAND WINTER JACKET	EACH	791.67	950.00	525.00	250.00	200.00	925.00
UNDERWEAR AV.QLTY MEDIUM SIZE	EACH	115.00	90.00	150.00	87.50	70.00	130.00
VEST FOR MEN AV.QLTY.	EACH	132.50	110.00	150.00	77.50	70.00	90.00
VEST/SHAMEEZ (WOMEN) AVG. QLTY	EACH	162.50	130.00	200.00	127.50	110.00	65.00
SOCKS NYLON (PAKISTANI)	PAIR	97.50	85.00	77.50	62.50	50.00	53.75
BRASSIER AV.QLTY.	EACH	121.67	110.00	85.00	150.00	85.00	105.00
BRASSIER SUP QLTY	EACH	236.67	190.00	190.00	220.00	110.00	147.50
DOPATTA GEORGETTE AV.QLTY.	EACH	260.00	260.00	387.50	240.00	250.00	350.00
DOPATTA COTTON AV QLTY	EACH	225.00	235.00	250.00	265.00	230.00	255.00
CHADDAR (W/WEAR) (2x2.5 MTR)	EACH	1016.67	950.00	487.50	450.00	337.50	800.00
LUNGI/DHOTI(COTTON) AVG. QLTY	EACH	275.00	300.00	350.00	390.00	230.00	210.00
HANDKERCHIEF AVG. QLTY PAK	EACH	27.50	27.50	30.00	20.00	30.00	25.00
HANDKERCHIEF SUP. QLTY PAK	EACH	51.67	45.00	45.00	37.50	40.00	35.00
GLOVES AV QLTY	PAIR	110.00	110.00	80.00	52.50	60.00	55.00
AZARBAND COTTON AVG. QLTY	EACH	26.67	25.00	11.00	15.00	11.00	10.00
SEWING THREAD/REEL(ASLI PARI)	EACH	8.50	8.50	6.00	5.00	5.00	5.00
WASHING CHARGES PAINT & SHIRT	SUIT	200.00	110.00	50.00	70.00	80.00	100.00
DRY CLEANING SUIT COAT PANT	SUIT	383.33	325.00	350.00	250.00	180.00	450.00
WASHING CH. (KAMIZ-SHALWAR)	PAIR	76.67	65.00	50.00	60.00	35.00	60.00
TAILORING SHIRT	EACH	483.33	425.00	300.00	300.00	265.00	500.00
TAILORING CHARGES PANT (MEN)	EACH	1250.00	775.00	700.00	900.00	550.00	925.00
TAILORING COAT-PANT SUIT	SUIT	5166.67	4250.00	4200.00	2750.00	2500.00	4400.00
TAILORING AWAMI-SUIT (MALE)	SUIT	608.33	575.00	500.00	500.00	425.00	550.00
TAILORING SUIT FEMALE	SUIT	525.00	475.00	300.00	450.00	375.00	550.00
GENTS SHOES PAUL BATA	PAIR	1199.00	1199.00	1199.00	1199.00	1199.00	1199.00
GENTS SANDAL BATA	PAIR	699.00	699.00	699.00	699.00	699.00	699.00
GENTS SPOUNG CHAPPAL BATA	PAIR	179.00	179.00	179.00	179.00	179.00	179.00
LADIES SANDAL BATA	PAIR	499.00	499.00	499.00	499.00	499.00	499.00
LADIES SPOUNG CHAPPAL BATA	PAIR	179.00	179.00	179.00	179.00	179.00	179.00
CHILD SHOE POWER LITE BATA	PAIR	599.00	599.00	599.00	599.00	599.00	599.00
GENTS SHOE, ART 1109 SERVICE	PAIR	999.00	999.00	999.00	999.00	999.00	999.00

Contd.

7.11 Intercity Consumer Prices December, 2014

Description	Unit	Peshawar	Mardan	Abbotta- bad	Bannu	D.I. Khan	Mingora
NYLON JOGGER 27 SIZE 2-5 ***	PAIR	1299.00	1299.00	1299.00	1299.00	1299.00	1299.00
CHINA FOOT WEAR AV. QLTY (MALE) *	PAIR	920.83	950.00	875.00	850.00	750.00	1350.00
CHINA FOOT WEAR AV. QLTY (FEMALE) *	PAIR	825.00	850.00	837.50	700.00	475.00	500.00
CHINA FOOT WEAR AV. QLTY (CHILDREN) *	PAIR	508.33	525.00	500.00	450.00	325.00	475.00
SHOE REPAIR HALF SOLE	PAIR	131.67	110.00	100.00	80.00	95.00	156.25
SHOES POLISH CHARGES AVERAGE SHOP	PAIR	20.00	20.00	20.00	17.50	10.00	20.00
HOUSE RENT (combined)	MONTH	7119.00	3102.00	8441.00	3321.00	4509.00	3272.00
rent 2	pm	7119.00	3102.00	8441.00	3321.00	4509.00	3272.00
RENT3	PM	7119.00	3102.00	8441.00	3321.00	4509.00	3272.00
RENT4	PM	7119.00	3102.00	8441.00	3321.00	4509.00	3272.00
RENT5	PM	7119.00	3102.00	8441.00	3321.00	4509.00	3272.00
RENT6	PM	7119.00	3102.00	8441.00	3321.00	4509.00	3272.00
SYNTHETIC ENEMAL ROBIALAC BALTI 3.64 LTR.	EACH	1800.00	1800.00	1950.00	1775.00	1872.50	1912.50
SYNTHETIC ENEMAL ICI BALTI 3.64 LTR.	EACH	1880.00	1900.00	1950.00	1825.00	1915.00	1887.50
CEMENT (LOCAL) SPECIFY BRAND NAME	BAG	496.67	495.00	507.50	510.00	510.00	517.50
BRICKS (NEW) 1ST CLASS	P/1000	7916.67	7250.00	7800.00	6200.00	6200.00	9600.00
CEMENT BLOCKS (6"x8"x12")	P/100	0.00	0.00	0.00	0.00	0.00	3025.00
BAJREE	100CFT	3500.00	3350.00	3150.00	1800.00	3000.00	2450.00
SAND (BLACK PIT SAND)	K100CFT	1983.33	1600.00	2600.00	1400.00	1500.00	2550.00
TIMBER SHESHAM LOG 1ST QUALITY	cubmt.	42378.00	42378.00	0.00	35000.00	32400.00	0.00
IRON BAR (M.S. BAR) 1/2"	P/TON	78500.00	78000.00	78250.00	80200.00	74500.00	76000.00
CARPANTER WAGE RATE	P/DAY	741.67	750.00	800.00	850.00	950.00	950.00
MASON (RAJ) WAGE RATE	P/DAY	900.00	750.00	800.00	1150.00	950.00	1000.00
UNSKILLED LABOUR WAGE RATE	P/DAY	483.33	400.00	400.00	450.00	400.00	500.00
PLUMBER WAGE RSTE	P/DAY	900.00	800.00	0.00	800.00	800.00	900.00
ELECTICIAN WAGE RATE PER DAY **	P/DAY	933.33	800.00	0.00	700.00	800.00	900.00
ELECTICIAN WAGE RATE PER POINT **	P/PNT	100.00	100.00	122.50	90.00	70.00	155.00
WATER CHARGES PER HOUSE	P/MONTH	150.00	120.00	175.00	200.00	100.00	130.00
ELECT.CHARGES UPTO 50 UNITS	P/UNIT	2.00	2.00	2.00	2.00	2.00	2.00
ELECT.CHARGES 01 - 100 UNIT	P/UNIT	5.79	5.79	5.79	5.79	5.79	5.79
ELECT.CHARGES 101 - 300 UNIT	P/UNIT	9.90	9.90	9.90	9.90	9.90	9.90
ELECT.CHARGES 301 - 1000 UNIT	P/UNIT	15.63	15.63	15.63	15.63	15.63	15.63
ELECT.CHARGES ABOVE 1000 UNIT	P/UNIT	17.71	17.71	17.71	17.71	17.71	17.71
ELEC	PM	10.21	10.21	10.21	10.08	10.21	10.21
GAS CHRg upto 3.3719 MMBUT	MMBTU	124.18	124.18	124.18	124.18	0.00	124.18
GAS CHRg 3.3719 - 6.7438 MMBUT	MMBTU	248.37	248.37	248.37	248.37	0.00	248.37
GAS CHRg 6.7438 - 10.1157 MMBUT	MMBTU	248.37	248.37	248.37	248.37	0.00	248.37
GAS CHRg10.1157 - 13.4876 MMBUT	MMBTU	620.91	620.91	620.91	620.91	0.00	620.91
GAS	PM	620.91	620.91	620.91	620.91	0.00	620.91
GAS	PM	372.55	372.55	372.55	372.55	0.00	372.55
KEROSENE OIL	LTR	106.67	112.50	107.00	114.00	96.00	107.50
FIREWOOD WHOLE	40 KG.	675.00	550.00	400.00	490.00	350.00	475.00
CHAIR SHESHAM WOOD WITH ARMS **	EACH	1833.33	1800.00	1600.00	1025.00	2250.00	1450.00
CHAIR PLASTIC (CHAIRMAN) AVERAGE QUALITY	EACH	1058.33	1100.00	915.00	660.00	800.00	500.00
TABLE SHESHAM WOOD (4X2X5") ***	EACH	5916.67	5250.00	6000.00	5500.00	4100.00	5000.00
SOFASET WOODEN WITH FOAM SEAT **	SET	22833.33	19000.00	16500.00	14750.00	17200.00	17000.00
COT IRON (WITH NIWAR)AV.QLTY.	EACH	2100.00	2100.00	2200.00	1737.50	2100.00	1750.00
ALMIRAH (STEEL) 6'X3' 20 GUAGE	EACH	9000.00	8500.00	14500.00	8900.00	9200.00	9375.00
DINNING TABLE 6 CHAIRS A.QLTY	SET	26500.00	23500.00	17000.00	11500.00	14600.00	18500.00
SINGLE BED WITHOUT FOAM MED.	EACH	6166.67	5500.00	3750.00	3500.00	5600.00	4500.00
MATRESS SINGLE(4"THICK)	EACH	4796.67	4750.00	4800.00	4200.00	3350.00	3800.00
FARSHI DARI 12'X9' AV.QLTY	EACH	1366.67	1150.00	1400.00	1450.00	1000.00	1450.00
DARI COTTON (6'x2 1/2') AV.QL	EACH	350.00	375.00	300.00	450.00	350.00	1175.00
CARPET PLAIN AV. QLTY	SQFT.	38.83	41.50	47.50	44.50	35.00	45.00
QUILT (LIHAF) 3 KG. COTTON	EACH	1075.00	1125.00	850.00	900.00	600.00	650.00
BLANKET (90" x 54")	EACH	2483.33	2500.00	3000.00	2800.00	2900.00	4650.00
BEDSHEET SINGLE BED SUP.QLTY	EACH	816.67	825.00	575.00	475.00	500.00	650.00
BED SHEET DOUBLE WITH TWO PILLOW COVERS SUP QLTY	SET	1583.33	1650.00	2200.00	1300.00	1075.00	1250.00
TOWEL(3'x2') AV. QALTY	EACH	300.00	225.00	475.00	250.00	275.00	250.00
CEILING FAN 48" SUPER QLTY **	EACH	2925.00	3000.00	2895.00	3500.00	3250.00	2975.00
PEDESTAL FAN 22" SUPER QLTY	EACH	4700.00	4350.00	4390.00	4200.00	4730.00	3550.00
REFG. DAWLENCE 10 CFT. D.DOOR	EACH	30000.00	30000.00	30400.00	30000.00	33500.00	26500.00

Contd.

7.11 Intercity Consumer Prices December, 2014

Description	Unit	Peshawar	Mardan	Abbotta- bad	Bannu	D.I. Khan	Mingora
D-FREEZER WAVES 8 CFT.	EACH	30000.00	30500.00	28900.00	30500.00	29000.00	30000.00
AIRCONDITIONER 1.5 TON PEL	EACH	40000.00	41000.00	40000.00	45000.00	44000.00	44000.00
SPLIT AIR CONDITIONER 1.5 TON (SPECIFY BRAND NAME)	EACH	42500.00	45000.00	44000.00	45000.00	43000.00	44000.00
AIRCOOLER SUPER ASIA	EACH	14500.00	14500.00	10500.00	10500.00	14900.00	9750.00
WASHING MACHINE SINGER	EACH	15500.00	15600.00	15600.00	14700.00	14700.00	14700.00
SEWING MACHINE(SINGER)	EACH	5905.00	5860.00	5860.00	5910.00	5210.00	5700.00
GIZER LARGE SIZE 30 GALLON CAPACITY SUP QLTY	EACH	22350.00	21350.00	20500.00	15200.00	18500.00	15000.00
GAS BURNER DOUBLE SPFY.BRAND	EACH	3406.67	2500.00	1725.00	2500.00	1800.00	1500.00
ELECT. IRON PHILIPS MDL.1120	EACH	2733.33	1600.00	1650.00	1500.00	1000.00	1500.00
ELECTRIC JUICER FOR APPLE	EACH	4533.33	4500.00	4000.00	4700.00	3625.00	1650.00
S.STEEL DEGHCHI MEDIUM SIZE ***	EACH	746.67	650.00	525.00	550.00	500.00	575.00
ALUMINIUM COOKING PAN (DEGCHI) MED SIZE	EACH	675.00	650.00	350.00	570.00	425.00	725.00
NON STICK COOKING PAN (DEGCHI) SUP. QLTY	EACH	1016.67	625.00	600.00	562.50	525.00	675.00
FRYING PAN STEEL AVG. QLTY MED. SIZE	EACH	416.67	375.00	325.00	470.00	352.50	275.00
TAWA IORN (MEDIUM SIZE) AVG. QLTY	EACH	383.33	425.00	400.00	560.00	355.00	325.00
S.STEEL PLATE A.QLTY.(M.SIZE)	EACH	71.67	67.50	75.00	65.00	55.00	62.50
TABLE SPOON S.STEEL SUP.QLTY.	DOZEN	483.33	425.00	300.00	470.00	265.00	550.00
WATER SET JUG+6 GLASSES (OMROC)	SET	458.33	450.00	450.00	450.00	500.00	450.00
TEA SET PAK. CHINAWARE 21 PCS.	SET	2466.67	2200.00	2100.00	1250.00	1550.00	2325.00
DINNER SET PLASTIC 72 PIECES SUPERIOR QLTY	SET	8666.67	8000.00	5250.00	3800.00	3250.00	3625.00
HOTPOT SET PLASTIC 3 PCS.	SET	1200.00	1100.00	1500.00	1487.50	1025.00	1775.00
BUCKET(BALTI) PLASTIC MED.SIZ	EACH	375.00	400.00	375.00	405.00	290.00	275.00
LOTA PLASTIC (MED SIZE) AVERAGE QUALITY	EACH	53.33	47.50	48.75	31.25	35.00	55.00
PRESURE COOKER 4 LTR.	EACH	1300.00	1150.00	900.00	1400.00	1100.00	1112.50
WATER COOLER 9/10 LTR.PLASTIC ***	EACH	508.33	475.00	575.00	450.00	600.00	475.00
THERMOS STARVAC 1 LTR	EACH	475.00	425.00	550.00	450.00	500.00	650.00
BULB PHILIPS 100-WATTS	EACH	40.00	40.00	30.00	30.00	25.00	20.00
TUBE LIGHT PHILIPS 40 WATTS	EACH	100.00	100.00	110.00	95.00	95.00	150.00
ELECTRIC BLUBS "0" WATTE LOCAL	EACH	21.67	25.00	20.00	20.00	20.00	25.00
ELECTRIC BLUB ENERGY SAVER 14 WATTS	EACH	170.00	170.00	160.00	160.00	150.00	175.00
WASHING SOAP 250 GMS SPECIFY BRAND NAME	EACH	40.00	40.00	40.00	37.00	30.00	33.75
SURF EXCEL 400 GMS POLY BAG	EACH	125.00	125.00	125.00	125.00	125.00	125.00
WASHING POWDER 1000 GRM	EACH	185.00	185.00	185.00	175.00	185.00	175.00
WASHING POWDER (WHEEL/ BONUS) 100 GRAMS	EACH	95.00	95.00	95.00	95.00	92.50	85.00
CLEANSER POWDER VIM 1000 GM	PKT.	72.22	72.22	72.22	72.22	72.22	66.67
FINIS 500 ML	BOTTLE	170.00	170.00	180.00	120.00	110.00	110.00
PHNYLE TYPHONE/FINIS/CARRANITE 3 LITRES	BOTTLE	130.00	120.00	125.00	115.00	130.00	120.00
HARPIC	BOTTLE	135.00	135.00	127.50	130.00	130.00	125.00
BOOT POLISH CHERRY/KIWI 50ML	EACH	100.00	100.00	100.00	100.00	100.00	100.00
ROBIN BLUE (35 GRAMS)	PKT.	45.00	45.00	30.00	40.00	28.00	30.00
TISSU PAPER PERFUMED 100 PCS.	PKT	110.00	115.00	110.00	80.00	90.00	90.00
TOILET PAPER ROLL (R.PETEL)	P/ROLL	38.00	38.00	35.00	35.00	35.00	27.50
BOOT POLISH LIQUID CHEERY BLOSSOM KIWI 75 ML	BOTTLE	135.00	135.00	120.00	120.00	135.00	120.00
MATCH BOX SMALL	EACH	1.67	1.50	1.00	1.50	1.00	1.00
DRY CELL 1.5 VOLT(LOCAL)	EACH	25.00	25.00	20.00	23.50	20.00	20.00
HAND STITCHING NEEDLE M.SIZE	PACKET	5.83	6.00	9.00	6.00	6.00	5.00
SEWING MACHINE NEEDLE (SINGER)	EACH	5.83	6.00	7.50	5.00	5.00	5.00
HOUSEHOLD SERVANT FEMALE P/T	P/MNTH	1516.67	1200.00	2500.00	1500.00	2750.00	2750.00
MARRIAGE HALL WITH FURNITURE	P/HEAD	233.33	250.00	105.00	85.00	100.00	60.00
SEPTRAN TABLETS	10TAB.	15.00	15.00	15.00	15.00	15.00	15.00
BRUFEN TABS 200-MG.	10TAB.	10.00	10.00	10.00	10.00	10.00	10.00
PANADOL TAB. EXTRA/PLAIN	10TAB.	10.00	10.00	10.00	10.00	10.00	10.00
DISPRIN TAB.	10TAB.	10.00	10.00	10.00	10.00	10.00	10.00
TRISIL TAB.	10 TAB	10.00	10.00	10.00	10.00	10.00	10.00
FLAGYL TAB. 200 MG.	10TAB.	10.00	10.00	10.00	10.00	10.00	10.00
VENTOLIN TAB. 2MG.	10TAB.	9.00	9.00	9.00	9.00	9.00	9.00
DAONIL TAB. 5 MG.	10TAB.	17.00	17.00	17.00	17.00	17.00	17.00
ENTOX TAB.	10TAB.	10.00	10.00	10.00	10.00	10.00	10.00
RENITEC TAB. 5 MG.	10TAB.	59.00	59.00	59.00	59.00	59.00	59.00
CAC. 1000 TAB	BOTTLE	122.00	122.00	122.00	122.00	122.00	122.00
AMOXIL CAPSOLE 250 MG.S	10CAP.	36.00	36.00	36.00	36.00	36.00	36.00
CALCIUM SYRUP SANDOZ	BOTTLE	64.00	64.00	64.00	64.00	64.00	64.00

Contd.

7.11 Intercity Consumer Prices December, 2014

Description	Unit	Peshawar	Mardan	Abbotta- bad	Bannu	D.I. Khan	Mingora
LEDERPLEX SYRUP	BOTTLE	35.00	35.00	35.00	35.00	35.00	35.00
SANCOS SYRUP (50 ML.)	BOTTLE	30.00	30.00	30.00	30.00	30.00	30.00
PHENERGAN SYRUP 120 ML.	BOTTLE	33.00	33.00	33.00	33.00	33.00	33.00
CALPOL SYRUP 60 ML.	BOTTLE	28.00	28.00	28.00	28.00	28.00	28.00
HYDRYLLIN SYRUP 120 ML.	BOTTLE	65.00	65.00	65.00	65.00	65.00	65.00
POLYFAX EYE OINTMENT	TUBE	21.00	21.00	21.00	21.00	21.00	21.00
BETNESOL EYE DROPS	BOTTLE	33.89	33.89	33.89	33.89	33.89	33.89
EAR DROPS (CARDISPORINE) ***	BOTTLE	21.00	21.00	21.00	21.00	21.00	21.00
BETNOVATE-N OINTMENT 5 GMS	TUBE	16.00	16.00	16.00	16.00	16.00	16.00
BURNOL CREAM 30 GRM	TUBE	16.00	16.00	16.00	16.00	16.00	16.00
VICKS VAPORUB/BALM	BOTTLE	36.00	36.00	36.00	36.00	36.00	36.00
GLYCRINE SMALL BOTTLE	BOTTLE	20.00	20.00	35.00	25.00	15.00	25.00
JOUHAR JOSHANDA	PKT.	8.00	8.00	6.00	6.00	7.00	6.00
GALXOS-D (450 GRMS)	PKT.	157.50	157.50	151.88	157.50	151.88	151.88
GRIFE-WATER WOODWARDS	BOTTLE	50.00	50.00	50.00	50.00	50.00	50.00
SANIPLAST ONE PUTTY	EACH	2.00	2.00	2.00	2.00	2.00	1.50
O.R.S. (NIMCOL)	PKT.	16.33	15.00	15.00	15.00	15.00	15.00
DETTOL (MEDIUM)	BOTTLE	46.80	46.80	46.80	46.80	46.80	46.80
COTTON BANDAGE 2" - 4"	EACH	9.00	9.00	10.50	10.00	5.50	6.00
THERMOMETER CHINA	EACH	41.50	42.00	47.50	40.00	45.00	35.00
DOCTOR (MBBS) CLINIC FEE	P/PAT.	220.83	225.00	150.00	150.00	200.00	250.00
URINE TEST (DR) CHARGES	P/TEST	100.00	100.00	60.00	100.00	120.00	100.00
BLOOD TEST (CP) CHARGES	P/TEST	200.00	200.00	100.00	175.00	130.00	250.00
SUGAR TEST (RANDOM/FASTING BOTH) CHARGES	P/TEST	200.00	200.00	140.00	90.00	140.00	100.00
ECG CHARGES	P/TEST	200.00	200.00	200.00	243.75	250.00	150.00
X-RAY (CHEST) CHARGES	P/X-RAY	216.67	180.00	200.00	180.00	225.00	180.00
CAR SUZUKI 800 CC (W/O. A/C)	EACH	708800.00	708800.00	645000.00	0.00	642000.00	0.00
CAR SUZUKI 1000 CC	EACH	1083000.00	1085800.00	1105000.00	0.00	1052000.00	0.00
CAR TOYOTA 1300 CC	EACH	1648000.00	1648000.00	1590000.00	0.00	1700500.00	0.00
CAR HONDA CIVIC	EACH	2475000.00	2475000.00	2180000.00	0.00	0.00	0.00
MOTORCYCLE HONDA CD-70.	EACH	69900.00	69900.00	69900.00	69000.00	70000.00	69900.00
MOTORCYCLE YAMAHA 100CC.	EACH	80000.00	80000.00	79300.00	84000.00	79300.00	0.00
MOTOR CYCLE HERO 70 CC	EACH	44000.00	43000.00	46000.00	43000.00	45000.00	45000.00
BICYCLE WITH TYRES & TUBES	EACH	8000.00	7750.00	9800.00	8900.00	6825.00	6300.00
TYRE CAR WITH TUBE GENERAL	EACH	3750.00	3550.00	3350.00	4800.00	3500.00	3125.00
TYRE MOTOR CYCLE WITHOUT TUBE	EACH	1300.00	1275.00	1500.00	1325.00	1050.00	1237.50
TYRE CYCLE SPECIFY BRAND NAME	EACH	385.00	375.00	450.00	545.00	325.00	475.00
TYRE CAR W/O TUBE	EACH	3380.00	3250.00	3300.00	4400.00	3600.00	2950.00
PETROL SUPER	LITRE	84.53	84.53	84.53	84.53	84.53	84.53
HIGH SPEED DIESEL HSD	LITRE	94.09	94.09	94.09	94.09	94.09	94.09
CNG	K.G.	76.35	0.00	0.00	0.00	0.00	76.35
GAS CYLINDER STAND. SIZE	EACH	1540.00	1430.00	1600.00	1350.00	1500.00	1800.00
MOTOR CYCLE SERVICE CHARGES	EACH	296.67	280.00	350.00	325.00	275.00	275.00
CAR SERVICE CHARGES	EACH	300.00	300.00	400.00	0.00	400.00	282.50
TYRE PUNCTURE CHARGES	EACH	53.33	50.00	75.00	70.00	50.00	55.00
CYCLE OVERHAULING CHARGES	EACH	350.00	350.00	275.00	550.00	300.00	250.00
CAR TAX FOR 800CC TO 1300CC	YEARLY	1075.00	1075.00	1075.00	1075.00	1075.00	1075.00
TRAIN FARE ECO. 1-100 KM.	P/KM.	0.71	0.00	0.71	0.71	0.00	0.00
TRAIN FARE ECO. 101-500 KM.	P/KM.	1.02	0.00	1.02	1.02	0.00	0.00
TRAIN FARE ECO. > 500 KM.	P/KM.	0.93	0.00	0.93	0.93	0.00	0.00
TRAIN FARE IST SLP. 1-100KM	P/KM.	2.18	0.00	2.18	2.18	0.00	0.00
TRAIN FARE IST SLP.101-500 KM	P/KM.	2.69	0.00	2.69	2.69	0.00	0.00
TRAIN FARE IST SLP. > 500 KM	P/KM.	2.07	0.00	2.07	2.07	0.00	0.00
TRAIN FARE A/C SLP. 1-100KM.	P/KM	5.99	0.00	5.99	5.99	0.00	0.00
TRAIN FARE A/C SLP.101-500KM	P/KM.	4.77	0.00	4.77	4.77	0.00	0.00
TRAIN FARE A/C SLP > 500KM.	P/KM	4.32	0.00	4.32	4.32	0.00	0.00
PLATFORM TICKET	EACH	10.00	0.00	10.00	10.00	0.00	0.00
AUTO RICKSHAW FARES	KM/MIN	55.00	60.00	50.00	40.00	50.00	50.00
FULL TONGA CHARGES	KM/MIN	60.00	60.00	60.00	40.00	0.00	0.00
TAXI 4 SEATER FARE	KM/MIN	100.00	100.00	65.00	50.00	150.00	75.00
BUS FARE MIN (WITHIN CITY)	TICKET	10.00	10.00	10.00	10.00	0.00	0.00
BUS FARE MAX (WITHIN CIT	TICKET	20.00	19.00	10.00	24.00	0.00	0.00

Contd.

7.11 Intercity Consumer Prices December, 2014

Description	Unit	Peshawar	Mardan	Abbotta- bad	Bannu	D.I. Khan	Mingora
BUS FARE OUTSIDE CITY	P/KM.	0.80	0.80	0.80	0.80	0.80	0.80
A/C BUS FARE OUTSIDE CITY	P/KM.	0.90	0.90	0.90	0.90	0.90	0.90
MINIBUS FARE MIN.WITH IN CITY	TICKET	10.00	0.00	0.00	0.00	0.00	0.00
MINIBUS FARE MAX.WITH IN CITY	TICKET	20.00	0.00	0.00	0.00	0.00	0.00
SUZUKI FARE MIN.WITH IN CITY	TICKET	10.00	10.00	10.00	0.00	10.00	10.00
SUZUKI FARE MAXIMUM W.IN CITY	TICKET	20.00	15.00	13.00	0.00	15.00	15.00
AIR FARE ECONOMY CLASS.	P/KM.	19.26	0.00	0.00	0.00	0.00	0.00
POSTAL ENVELOPE DOMESTIC	EACH	8.00	8.00	8.00	8.00	8.00	8.00
ENVELOPE FOR SAUDI ARABIA	EACH	50.00	50.00	50.00	50.00	50.00	50.00
POSTAL REGISTRATION CHARGES	EACH	28.00	28.00	28.00	28.00	28.00	28.00
U.M.S. REG CHARGES MIN.	EACH	58.00	58.00	58.00	58.00	58.00	58.00
T.C.S. CH. MIN.WITH IN ZONE	EACH	150.00	150.00	150.00	110.00	110.00	95.00
TELEPHONE CHARGES LOCAL CALL	P/CALL	3.94	3.94	3.94	3.94	3.94	3.94
TEL CHARGES OUT SIDE CITY	P/CALL	3.94	3.94	3.94	3.94	3.94	3.94
INTERNET CHARGES	P/HOUR	30.00	30.00	30.00	25.00	42.50	30.00
MOBILE CELL CHARGES	P/UNIT	2.88	2.88	4.00	2.88	2.50	2.50
FAX CHARGES (LOCAL)	P/PAGE	20.00	20.00	17.50	15.00	15.00	10.00
TELEPHONE SET AV. QLTY	EACH	1200.00	1250.00	1400.00	1012.50	1300.00	1075.00
MOBILE SET NOKIA/SONY/ERICSON/SAMSUNG WITHOUT CAMERA	EACH	2700.00	2650.00	3550.00	2500.00	2250.00	2487.50
T.V. 20" COLORED WEGA H-A21.	EACH	18600.00	19000.00	20000.00	22000.00	20000.00	24750.00
T.V 20" COLOR CHINA/KORIA)	EACH	8083.33	9000.00	10500.00	9000.00	9550.00	8125.00
V.C.P. PANASONIC/LG/NAT	EACH	3916.67	0.00	6500.00	6500.00	5000.00	0.00
DVD/VCD PLAYER PANASONIC/LG	EACH	3066.67	4000.00	4600.00	2500.00	5500.00	3000.00
RADIO WITH C.PLAYER NATIONAL	EACH	2616.67	2600.00	2800.00	2175.00	1900.00	1450.00
PERSONNEL COMPUTER (BRANDED)	EACH	50000.00	48800.00	35000.00	52000.00	41500.00	33500.00
VID. CASSETTE BLK. TDK/SONY	EACH	100.00	100.00	150.00	110.00	100.00	125.00
COM. C.D. (TDK/IMATION)	EACH	40.00	40.00	50.00	65.00	50.00	50.00
TAPE RECORDER CASSETTE BLANK	EACH	33.33	30.00	60.00	25.00	42.50	70.00
VIDEO GAME SEGA 16 BYTE	EACH	1250.00	1250.00	1800.00	1450.00	1475.00	0.00
CINEMA A/C. HIGH CLASS	TICKET	40.00	30.00	0.00	0.00	0.00	0.00
CINEMA NON-A/C HIGH CLASS	TICKET	40.00	30.00	30.00	40.00	50.00	100.00
CABLE CHARGES	PER MONT	200.00	300.00	250.00	300.00	300.00	200.00
TV.LICENCE FEE DOMESTIC	YEARLY	420.00	420.00	420.00	420.00	420.00	420.00
ENGLISH BOOK CLASS V1	EACH	78.00	78.00	78.00	78.00	78.00	78.00
ENGLISH BOOK CLASS IX OR X	EACH	76.00	76.00	76.00	76.00	76.00	76.00
ENG. BOOK IST.YR COMPLETE SET	EACH	80.00	80.00	80.00	80.00	80.00	80.00
ENGLISH BOOK BA/B.SC	EACH	120.00	120.00	120.00	120.00	120.00	120.00
URDU BOOK CLASS V (T.B.BORD)	EACH	76.00	76.00	76.00	76.00	76.00	76.00
URDU BOOK CLASS IX/X(T.B.B)	EACH	65.50	65.50	65.50	65.50	65.50	65.50
URDU BOOK IST.YEAR/INTER	EACH	76.00	76.00	76.00	76.00	76.00	76.00
URDU BOOK BA/B.SC	EACH	170.00	160.00	160.00	160.00	160.00	160.00
MATHS BOOK CALSS V (T.B.B)	EACH	77.00	77.00	77.00	77.00	77.00	77.00
MATHS BOOK CLASS IX OR X	EACH	133.00	133.00	133.00	133.00	133.00	133.00
MATHS BOOK IST.YEAR (T.B.B)	EACH	160.00	160.00	160.00	160.00	160.00	160.00
PAKISTAN STUDIES BOOK BA/B.SC	EACH	120.00	120.00	120.00	120.00	120.00	120.00
DAILY "DAWN"	P/COPY	19.00	19.00	19.00	19.00	19.00	19.00
DAILY "JANG"	P/COPY	12.00	12.00	12.00	12.00	12.00	12.00
DAILY "NAWA-E-WAQT"	P/COPY	12.00	12.00	12.00	12.00	12.00	12.00
WEEKLY "AKHBAR-E-JAHAN"	P/COPY	55.00	55.00	55.00	55.00	55.00	55.00
WEEKLY "MAG"	P/COPY	45.00	45.00	45.00	45.00	45.00	45.00
MONTHLY "NAUNEHAL DIGEST"	P/COPY	35.00	35.00	35.00	35.00	35.00	35.00
PAPER FOOLSCAPE (27"x17")	QUIRE	20.00	20.00	37.50	32.50	47.50	25.00
EXERCISE.BOOK LINED 80/100 PGS	EACH	70.00	65.00	60.00	55.00	45.00	60.00
PENCILGOLDFISH/DEER	EACH	5.17	5.00	5.50	5.00	5.00	7.50
PEN INK DOLLOR 57 ML BOTTLE	EACH	20.00	20.00	20.00	20.00	20.00	20.00
PHOTOSTATE PAPER 70 GM	PRT	313.33	330.00	320.00	282.50	350.00	350.00
BALL PEN (local)	EACH	5.50	6.00	7.00	5.00	5.00	5.00
FOUNTAIN PEN HERO/WINGS/CHINA	EACH	41.67	50.00	55.00	35.00	40.00	50.00
PRIVATE SCHOOL FEE ENGLISH MED.AVG. STANDARD (CLASS I)	P/MONTH	1916.67	1800.00	1587.50	550.00	500.00	700.00
PRIVATE SCHOOL FEE ENGLISH MED.AVG. STANDARD (CLASS V)	P/MONTH	2016.67	2000.00	1797.50	650.00	800.00	900.00
PRIVATE SCHOOL FEE ENGLISH MED.AVG. STANDARD (CLASS VI)	P/MONTH	2033.33	2150.00	1847.50	750.00	1000.00	900.00
PRIVATE SCHOOL FEE ENGLISHMED.AVG. STANDARD (CLASS X)	P/MONTH	2125.00	2600.00	2287.50	850.00	1800.00	1300.00

Contd.

7.11 Intercity Consumer Prices December, 2014

Description	Unit	Peshawar	Mardan	Abbotta- bad	Bannu	D.I. Khan	Mingora
PRIVATE MEDICLE COLLEGE FEE MBBS (1ST YEAR)	P/MONTH	50000.00	0.00	50000.00	0.00	0.00	0.00
PRIVATE ENGINEERING COLLEGE FEE (ISTR YEAR)	P/MONTH	15000.00	15000.00	0.00	0.00	0.00	0.00
GOVT. COLLEGE FEE 1ST. YEAR	MONTH	42.09	42.09	42.09	42.09	42.09	42.09
GOVT. COLLEGE FEE 4TH. YEAR	MONTH	54.90	54.79	50.00	50.00	39.59	39.59
GOVT. UNIVERSITY FEE MSC.	MONTH	1487.93	1487.93	539.58	620.00	540.00	540.00
GOVT. MED. COLLEGE FEE MBBS	MONTH	641.67	641.66	641.66	642.00	641.66	641.66
GOVT. ENGG. COLL. FEE I YEAR	MONTH	595.83	595.83	0.00	404.17	595.83	0.00
COACHING FEE FOR CLASS IX/X	P/MONTH	2500.00	2500.00	1200.00	700.00	1000.00	1750.00
COACHING CHARGES FOR CLASS 1ST YEAR/INTER (SCIENCE)	P/MONTH	3000.00	3000.00	1500.00	700.00	1100.00	2750.00
COACHING CHARGES FOR CLASS 1ST YEAR/INTER (COMMERCE)	P/MONTH	3000.00	3000.00	1000.00	750.00	1000.00	950.00
I.T. TUITION FEES	P/MONTH	5277.83	5000.00	4166.00	2500.00	2100.00	0.00
MBA TUITION FEES	P/MONTH	6369.50	6000.00	3000.00	3000.00	2100.00	0.00
BREAD TANDOORI ST. SIZE	EACH	10.00	10.00	10.00	10.00	6.00	10.00
COOKED MUTTON (AV. HOTEL)	PLATE	150.00	120.00	150.00	150.00	140.00	145.00
COOKED BEEF (AV. HOTEL)	PLATE	120.00	100.00	90.00	90.00	100.00	105.00
COOKED DAL (AV. HOTEL)	PLATE	60.00	60.00	57.50	47.50	70.00	45.00
CHICKEN BIRYANI FULL/DOUBLE	PLATE	133.33	120.00	140.00	120.00	145.00	190.00
TEA PREPARED (ORDINARY)	CUP	15.00	20.00	17.50	15.00	15.00	17.50
HAIRCUT CHARGES FOR MEN	P/CUT	141.67	120.00	85.00	60.00	45.00	70.00
BEAUTY PORL HAIR STYL CHARGE	P/STY.	250.00	225.00	400.00	155.00	140.00	450.00
SHAVING CHARGES	PER SHV	76.67	60.00	26.25	37.50	32.50	45.00
LIPSTICK S.MISS/MEDORA	EACH	110.00	120.00	100.00	95.00	100.00	90.00
NAIL POLISH S.MISS/MEDORA	EACH	100.00	100.00	105.00	90.00	100.00	85.00
PERFUME MED.SIZE MEDORA/BROACH	EACH	186.67	190.00	110.00	120.00	180.00	150.00
HAIR-OIL AMLA/CHAMBELI	BOTTLE	115.00	115.00	120.00	100.00	85.00	100.00
TOILET SOAP LUX 95 GRAMS	EACH	40.38	40.38	40.38	40.38	40.38	40.38
TOILET SOAP LIFEBOUY 140 GRM	EACH	36.00	36.00	36.00	36.00	36.00	36.00
TOILET SOAP SAFEGUARD BATH SIZE	EACH	48.00	48.00	48.00	48.00	48.00	48.00
TOOTHPASTE MACKLINES 70 GRM	EACH	50.00	50.00	50.00	50.00	50.00	50.00
TOOTHPAST MED SIZE CLGATE 70 GMS	EACH	60.67	60.67	60.67	60.67	60.67	60.67
TOOTHBRUSH SHEILD A/PLAUQUE	EACH	45.00	45.00	42.50	32.50	40.00	46.25
TOOTHPOWDER DENTONIC 90 GRM	EACH	25.00	25.00	25.00	25.00	25.00	25.00
HAIR-COLOUR BEGIN (6 GMS)	EACH	95.00	95.00	90.00	95.00	90.00	100.00
HAIR COLOUR (KALAKOLA)	BOTTLE	130.00	120.00	130.00	120.00	125.00	120.00
FACECREAM PONDS (MEDIUM)	EACH	110.00	110.00	110.00	120.00	110.00	120.00
TALC POWDER VICE ROAY,B.CAT	EACH	120.00	145.00	120.00	120.00	110.00	110.00
BLADE TREET ORDINARY 10'S	PKT.	30.83	35.00	30.00	30.00	30.00	30.00
BLADE 7-O-CLOCK STAIN. 5'S	PKT.	35.00	35.00	30.00	30.00	30.00	32.50
SHAMPOO SUNSILK/PAINTIN 100 ML	BOTTLE	100.00	100.00	100.00	100.00	110.00	110.00
BEAUTY CREAM (FAIR & LOVELY)	EACH	85.00	85.00	155.00	85.00	120.00	115.00
HAIR REMOVING CREAM (EU-CREAM)	TUBE	60.00	55.00	60.00	55.00	55.00	65.00
GEL MEDIUM SIZE	BOTTLE	120.00	120.00	120.00	65.00	85.00	120.00
DISPOSABLE RAZOR GILLET-II	EACH	45.00	45.00	35.00	35.00	40.00	45.00
SHAVING CREAM TOUCH-ME/ADM.	EACH	60.00	60.00	60.00	55.00	55.00	60.00
GOLD TEZABI 24 CT	10 GM.	41911.33	41083.00	40294.00	39910.00	40284.00	39050.00
SILVER TEZABI 24 CT	10 GM.	674.67	667.00	643.00	740.00	600.00	585.00
ARTIFICIAL JEWELLARY SET	SET	950.00	850.00	725.00	750.00	230.00	1425.00
WRIST WATCH GENTS CITIZEN (ORIGINAL) ***	EACH	4000.00	4000.00	2000.00	2500.00	2500.00	2500.00
WRIST WATCH LADIES CITIZEN (ORIGINAL) ***	EACH	4000.00	4000.00	1800.00	2500.00	2500.00	2500.00
WALL CLOCK QUARTZ AV.QLTY	EACH	1350.00	1350.00	525.00	425.00	255.00	650.00
SUITCASE REXIN (24"x16"x6")	EACH	783.33	900.00	1000.00	675.00	725.00	800.00
TRUNK MEDIUM SIZE ***	EACH	4250.00	3800.00	1150.00	1650.00	1300.00	2200.00
PURSE LADIES (LEATHER) AVERAGE QUALITY	EACH	1266.67	975.00	700.00	675.00	500.00	600.00

7.11 Intercity Consumer Prices December, 2014

Description	Unit	Quetta	Turbat	Gawadar	Loralai	Khuzdar	D.M. Jamali
WHEAT	10 KG.	385.00	480.00	480.00	279.00	450.00	315.00
WHEAT FLOUR FINE/SUPERIOR.	KG.	43.00	60.00	57.50	39.00	50.00	41.00
WHEAT FLOUR AVG. QLTY	KG.	41.00	50.00	50.00	39.00	48.00	39.00
WHEAT FLOUR BAG	10 KG.	410.00	490.00	515.00	390.00	480.00	410.00
MAIDA	KG.	60.00	75.00	80.00	60.00	52.00	50.00
SUJI	KG.	60.00	80.00	80.00	60.00	70.00	50.00
BESAN AV. QLTY.	KG.	100.00	110.00	120.00	80.00	110.00	90.00
RICE BASMATI SUP. QLTY.	KG.	155.00	170.00	180.00	120.00	110.00	125.00
RICE BASMATI 385/386	KG.	95.00	90.00	105.00	140.00	70.00	100.00
RICE BASMATI BROKEN AV.QLTY	KG.	90.00	67.50	70.00	80.00	50.00	55.00
RICE IRRRI-6 (SINDH/PUNJAB)	KG.	50.00	55.00	56.00	50.00	45.00	42.50
VERMICELLI	KG.	75.00	80.00	70.00	70.00	70.00	70.00
BREAD PLAIN MEDIUM SIZE	EACH	40.00	30.00	30.00	35.00	40.00	30.00
RUSK (PAPAY)	KG.	135.00	160.00	160.00	160.00	150.00	120.00
BISCUITS-PACKED	PKT	35.00	35.00	35.00	35.00	35.00	35.00
BISCUIT-BAKERY (LOOSE)	250 GM	55.00	56.00	60.00	55.00	80.00	70.00
CORNFLAKS FAUJI 225 GM.	PKT	162.00	153.00	154.00	120.00	153.00	180.00
SAMOSA (VEGATABLE)	EACH	12.00	7.00	6.00	15.00	6.00	10.00
PASTRY AV.QLTY.	EACH	22.50	20.00	20.00	22.50	15.00	20.00
PATTIES (VEGATABLES)	EACH	25.00	20.00	20.00	20.00	15.00	17.00
NIMCO	250 GM	45.00	70.00	70.00	75.00	80.00	65.00
CHIPS	250 GM	50.00	65.00	80.00	60.00	80.00	65.00
BEEF WITH BONE AV.QLTY.	KG	365.00	350.00	360.00	300.00	320.00	260.00
MUTTON AV.QLTY.	KG	600.00	650.00	650.00	560.00	520.00	540.00
CHICKEN FARM BROILER (LIVE)	KG	185.00	260.00	280.00	260.00	215.00	175.00
FISH-RAHU MEDIUM SIZE	KG	330.00	360.00	350.00	260.00	240.00	325.00
MILK FRESH (UNBOILED)	LTR.	85.00	110.00	110.00	85.00	80.00	80.00
CURD	KG.	100.00	120.00	120.00	90.00	90.00	120.00
MILK TETRA PACK 1/2 LTR.	PKT.	60.00	64.00	60.00	60.00	50.00	50.00
LACTOGEN 400 GRAMS	PKT.	425.00	425.00	425.00	435.00	395.00	425.00
POWDER MILK NIDO 400GM.	PKT	350.00	350.00	350.00	350.00	350.00	345.00
MILK POWDER LOOSE/PACKED	KG.	400.00	500.00	490.00	480.00	675.00	475.00
BUTTER LOCAL PACKED	50 GM.	24.00	30.00	30.00	0.00	30.00	30.00
EGGS FARM	DOZ	125.00	140.00	135.00	150.00	130.00	120.00
MUSTARD OIL AV.QLTY.	KG.	190.00	200.00	215.00	200.00	190.00	190.00
COOKING OIL (DALDA)	2.5LTR	540.00	520.00	547.50	490.00	550.00	490.00
COOKING OIL (PAKWAN) OTHER BRAND SPECIFY	2.5 LTR	515.00	520.00	540.00	500.00	550.00	460.00
VEGETABLE GHEE TIN	2.5KG.	510.00	540.00	530.00	500.00	550.00	485.00
VEGETABLE GHEE (LOOSE)	KG.	190.00	185.00	182.00	150.00	170.00	170.00
DATES AV.QLTY.	KG.	185.00	80.00	100.00	205.00	95.00	200.00
PISTACHIO AV.QLTY.	50 GM.	60.00	60.00	65.00	60.00	130.00	55.00
ALMONDS WHOLE AV.QLTY.	KG.	445.00	480.00	450.00	400.00	800.00	725.00
COCONUT DRY AV.QLTY.	KG.	240.00	200.00	200.00	200.00	400.00	350.00
RAISINS AV.QLTY.	50 GM.	22.50	20.00	20.00	20.00	60.00	27.50
GROUNDNUTS (WITH SHELL)	KG.	140.00	145.00	145.00	180.00	200.00	240.00
MALTA/MOSAMBI	DOZ	60.00	130.00	130.00	40.00	60.00	100.00
KINNU	DOZ	60.00	145.00	140.00	50.00	50.00	80.00
APPLE	KG	100.00	120.00	130.00	80.00	75.00	90.00
ALOO BUKHARA	KG	0.00	0.00	0.00	0.00	0.00	0.00
POMEGRANATE (ANNAR)	KG	180.00	180.00	185.00	180.00	100.00	200.00
GRAPES	KG	0.00	0.00	0.00	0.00	0.00	0.00
BANANAS	DOZ	60.00	80.00	75.00	55.00	60.00	45.00
MANGO KALMI	KG	0.00	0.00	0.00	0.00	0.00	0.00
GUAVA	KG	60.00	85.00	80.00	80.00	50.00	80.00
WATERMELON (TURBOOZ)	KG	0.00	0.00	0.00	0.00	0.00	0.00
MUSKMELON (KHARBOOZA)	KG	0.00	0.00	0.00	0.00	0.00	0.00
SWEETMELON (GARMA)	KG	0.00	0.00	0.00	0.00	0.00	0.00
PULSE MASOOR (WHOLE)	KG.	140.00	120.00	120.00	140.00	100.00	140.00
PULSE MASOOR (WASHED)	KG.	145.00	127.50	125.00	120.00	105.00	155.00
PULSE MOONG (WASHED)	KG.	185.00	135.00	135.00	160.00	140.00	175.00
PULSE MASH (WASHED)	KG.	180.00	150.00	152.50	130.00	135.00	145.00
PULSE GRAM	KG.	90.00	100.00	100.00	121.25	80.00	85.00

Contd.

7.11 Intercity Consumer Prices December, 2014

Description	Unit	Quetta	Turbat	Gawadar	Loralai	Khuzdar	D.M. Jamali
GRAM WHOLE BLACK AV QLTY.	KG.	105.00	120.00	120.00	120.00	150.00	110.00
GRAM WHOLE YELLOW AV.QLTY	KG.	150.00	160.00	160.00	120.00	170.00	160.00
BEANS (LAL LOBIA)	KG.	130.00	90.00	90.00	140.00	140.00	125.00
POTATOES	KG	40.00	60.00	65.00	40.00	50.00	30.00
ONION	KG	30.00	50.00	55.00	20.00	30.00	20.00
TURNIP	KG	30.00	45.00	60.00	20.00	25.00	20.00
RADISH	KG	27.50	30.00	35.00	30.00	30.00	20.00
TOMATOES	KG	50.00	55.00	65.00	50.00	40.00	35.00
CABBAGE	KG	37.50	75.00	80.00	40.00	30.00	45.00
CAULIFLOWER	KG	47.50	75.00	80.00	40.00	25.00	40.00
BRINJAL	KG	37.50	60.00	60.00	60.00	35.00	20.00
PUMPKIN	KG	0.00	0.00	0.00	0.00	0.00	0.00
BOTTLEGOURD	KG	0.00	0.00	0.00	0.00	0.00	0.00
LADY FINGER	KG	0.00	0.00	0.00	0.00	0.00	0.00
PEAS	KG	62.50	110.00	125.00	80.00	70.00	90.00
SPINACH	KG	25.00	30.00	30.00	20.00	10.00	30.00
TINDA	KG	0.00	0.00	0.00	0.00	0.00	0.00
TURAI	KG	0.00	0.00	0.00	0.00	0.00	0.00
KARAILA	KG	0.00	0.00	0.00	0.00	0.00	0.00
ARVI	KG	0.00	0.00	0.00	0.00	0.00	0.00
CHILLIES GREEN	KG	57.50	125.00	135.00	30.00	65.00	45.00
CARROT	KG	37.50	70.00	65.00	20.00	30.00	30.00
COCUMBER (KHEERA)	KG	57.50	85.00	85.00	50.00	0.00	55.00
LEMON	250GM	47.50	80.00	75.00	30.00	80.00	60.00
SUGAR REFINED	KG.	55.00	72.00	71.00	55.00	57.00	54.00
GUR AV.QLTY	KG.	85.00	95.00	90.00	75.00	85.00	70.00
HONEY LANGANESE 500 GM.	BOTTLE	740.00	650.00	700.00	610.00	500.00	800.00
MILO 200 GM.	BOTTLE	185.00	150.00	150.00	200.00	200.00	220.00
CUSTARD POWDER RAFHAN 300 GM.	PKT	70.00	80.00	80.00	80.00	70.00	75.00
TOFFEE (HILAL)	EACH	1.00	2.00	2.50	1.00	1.00	2.00
CHOWKELATE CANDY (SMALL SIZE)	EACH	5.00	5.00	5.00	5.00	5.00	5.00
SWEETMEAT (MIXED)	KG	250.00	350.00	350.00	250.00	300.00	285.00
ICE CREAM WALLS	CUP.	40.00	40.00	40.00	40.00	40.00	40.00
ICE	KG	15.00	10.00	15.00	12.00	20.00	10.00
JAM AHMED/MITCHELLES	BOTTLE	135.00	115.00	115.00	140.00	190.00	125.00
SQUASH-MITCHELLES	BOTTLE	135.00	142.50	150.00	150.00	160.00	150.00
ROOH AFZA	BOTTLE	145.00	150.00	155.00	140.00	145.00	150.00
JAM-E-SHIREEN	BOTTLE	145.00	150.00	150.00	145.00	150.00	150.00
SAUNF	50 GM	13.50	14.50	14.00	15.00	30.00	15.00
CINAMON LOOSE AV. QLTY	50 GM.	22.50	30.00	40.00	25.00	30.00	22.50
CUMINSEED WHITE NATIONAL	50 GM.	50.00	51.00	50.00	52.00	50.00	54.00
PEPPER BLACK NATIONAL	50 GM.	96.00	74.00	75.00	96.00	80.00	96.00
CLOVES LOOSE AV.QLTY	50 GM.	86.00	50.00	50.00	100.00	80.00	120.00
CARDAMOM LARGE LOOSE AV.QLTY	50 GM.	145.00	60.00	70.00	150.00	160.00	105.00
CARDAMOM SMALL AV.QLTY	50 GM.	180.00	150.00	150.00	150.00	180.00	95.00
SALT-POWDERED (LAHORI) LOOSE	KG.	10.00	10.00	10.00	12.00	10.00	10.00
SALT POWDERED (NATIONAL/SHAN)	PKT	25.00	20.00	20.00	25.00	25.00	25.00
CHILLIES POWD.NATIONAL 200GM	PKT	105.00	105.00	105.00	105.00	105.00	105.00
CHILLIES POWDER LOOS	KG.	290.00	350.00	375.00	300.00	200.00	255.00
CORRIANDER SEED POWD.NATIONAL	PKT	80.00	80.00	80.00	48.00	100.00	87.00
CORRIANDER SEED (LOOSE)	KG.	230.00	150.00	290.00	240.00	300.00	245.00
TURMERIC POWD.NATIONAL 50GM	PKT.	35.00	35.00	35.00	35.00	39.00	35.00
CURRY POWD. NATIONAL 200 GM	PKT.	87.00	86.00	86.00	86.00	86.00	86.00
TOMATO KETCHUP AHMED/MITCHL	BOTTLE	80.00	80.00	80.00	90.00	90.00	95.00
PICKLES AHMED/MITCHELLES	BOTTLE	90.00	100.00	100.00	100.00	110.00	92.50
VINEGAR SYNTHETIC (SIRKA)	BOTTLE	75.00	50.00	60.00	80.00	50.00	75.00
GARLIC	KG	120.00	155.00	160.00	90.00	150.00	120.00
GINGER	KG	120.00	190.00	200.00	200.00	180.00	200.00
TAPAL DANEDAR TEA 200GM PACKET	PKT	113.68	126.32	126.32	126.32	126.32	126.32
TEA LIPTON YELLOW LABEL 200GM.	PKT.	124.21	147.37	165.00	147.37	124.21	124.21
TEA LOOSE KENYA AV.QLTY 250GM.	PKT.	112.50	160.00	170.00	270.00	140.00	160.00
COFFEE-NESCAFE 75 GM. **	BOTTLE	300.00	290.00	300.00	300.00	270.00	275.00

Contd.

7.11 Intercity Consumer Prices December, 2014

Description	Unit	Quetta	Turbat	Gawadar	Loralai	Khuzdar	D.M. Jamali
COLD DRINK (STANDARD SIZ)	BOTTLE	25.00	30.00	30.00	25.00	25.00	25.00
FRUIT JUICE TETRA PACK	PKT.	15.00	20.00	20.00	16.50	20.00	15.00
MINERAL WATER NESTLE 1.5 LTR	BOTTLE	45.00	50.00	50.00	45.00	45.00	50.00
CIGARETTES K-2 10'S **	PKT	50.00	45.00	45.00	45.00	45.00	45.00
CIGARETTES CAPSTAN 10'S **	PKT	50.00	62.50	60.00	50.00	50.00	50.00
CIGARETTES GOLD LEAF 20'S	PKT	100.00	105.00	105.00	100.00	100.00	102.50
CIGARETTES MORVEN GOLD 20'S	PKT	50.00	60.00	60.00	50.00	50.00	50.00
BETEL LEAVES	50GM.	40.00	40.00	40.00	35.00	50.00	55.00
BETEL NUTS	KG.	235.00	240.00	240.00	240.00	350.00	200.00
LONG CLOTH 57" GUL AHMED/AL-KARAM	METER	170.00	180.00	180.00	171.25	190.00	225.00
SHIRTING AV.QLTY.	METER	150.00	150.00	150.00	135.00	160.00	155.00
PANT CLOTH W & WEAR AV.QLTY	METER	300.00	270.00	300.00	370.00	180.00	200.00
LAWN PRINTED GUL AHMED/AL-KARAM	METER	180.00	150.00	150.00	190.00	180.00	205.00
GEORGETTE AV.QLTY	METER	105.00	80.00	80.00	145.00	95.00	70.00
LINEN AV.QLTY ***	METER	85.00	70.00	75.00	130.00	140.00	100.00
HEAVY WT SUITING LAWERNCPUR AVG QLTY	METER	1100.00	1100.00	1100.00	1000.00	1100.00	900.00
HEAVY WT SUITING LAWERNCPUR SUP QLTY	METER	1300.00	1300.00	1300.00	1500.00	1300.00	1300.00
TROPICAL SUITING LAW.PUR	METER	950.00	950.00	950.00	1000.00	950.00	950.00
PANT BOY 24"/26" LENGTH.	EACH	375.00	300.00	360.00	500.00	800.00	325.00
SHIRT BOY 24"/26" LENGTH	EACH	275.00	300.00	330.00	300.00	800.00	325.00
SCHOOL UNI. PANT,SHIRT BOYS	SUIT	475.00	750.00	700.00	550.00	800.00	485.00
SCHOOL UNI. KAMEEZ,SHAL.BOYS	SUIT	450.00	700.00	680.00	500.00	450.00	350.00
SCHOOL UNI. KAMEEZ,SHAL.GIRL	SUIT	475.00	750.00	800.00	495.00	800.00	500.00
FROCK W/WEAR GIRLS	EACH	450.00	200.00	245.00	475.00	700.00	350.00
AWAMI-SUIT W & W(BOY) 24"/26	SUIT	475.00	900.00	800.00	500.00	500.00	550.00
AWAMI-SUIT W&W (GENTS)AV.QLTY	SUIT	675.00	850.00	850.00	700.00	700.00	1100.00
PULLOVER GENTS OXFORD/BON.	EACH	3250.00	2000.00	2000.00	2800.00	2000.00	1900.00
PULLOVER LADIES OXFORD/BON.	EACH	3350.00	2150.00	2175.00	3000.00	2750.00	1700.00
PULLOVER (GENTS) OTHERS A.QTY	EACH	725.00	500.00	500.00	1100.00	750.00	1500.00
SECOND-HAND COAT FOR MEN	EACH	300.00	250.00	250.00	343.75	280.00	225.00
SECONDHAND SWEETER FOR MEN DUP QLTY	EACH	350.00	200.00	200.00	350.00	220.00	200.00
SECONDHAND WINTER JACKET	EACH	325.00	275.00	275.00	275.00	220.00	275.00
UNDERWEAR AV.QLTY MEDIUM SIZE	EACH	65.00	90.00	90.00	70.00	170.00	65.00
VEST FOR MEN AV.QLTY.	EACH	75.00	115.00	105.00	86.25	150.00	130.00
VEST/SHAMEEZ (WOMEN) AVG. QLTY	EACH	105.00	160.00	170.00	105.00	275.00	100.00
SOCKS NYLON (PAKISTANI)	PAIR	67.50	120.00	120.00	75.00	70.00	55.00
BRASSIER AV.QLTY.	EACH	100.00	120.00	120.00	107.50	200.00	130.00
BRASSIER SUP QLTY	EACH	250.00	190.00	200.00	300.00	250.00	212.50
DOPATTA GEORGETTE AV.QLTY.	EACH	210.00	280.00	300.00	210.00	250.00	190.00
DOPATTA COTTON AV GLTY	EACH	125.00	190.00	215.00	112.50	225.00	140.00
CHADDAR (W/WEAR) (2x2.5 MTR)	EACH	230.00	280.00	300.00	290.00	300.00	525.00
LUNGI/DHOTI(COTTON) AVG. QLTY	EACH	240.00	235.00	265.00	450.00	275.00	200.00
HANDKERCHIEF AVG. QLTY PAK	EACH	30.00	50.00	45.00	32.50	50.00	45.00
HANDKERCHIEF SUP. QLTY PAK	EACH	50.00	65.00	65.00	45.00	70.00	65.00
GLOVES AV QLTY	PAIR	55.00	85.00	85.00	60.00	200.00	45.00
AZARBAND COTTON AVG. QLTY	EACH	12.50	20.00	20.00	13.50	20.00	30.00
SEWING THREAD/REEL(ASLI PARI)	EACH	4.00	7.00	7.00	7.00	6.00	5.50
WASHING CHARGES PAINT & SHIRT	SUIT	65.00	45.00	50.00	75.00	170.00	55.00
DRY CLEANING SUIT COAT PANT	SUIT	150.00	200.00	245.00	150.00	175.00	155.00
WASHING CH. (KAMIZ-SHALWAR)	PAIR	40.00	45.00	45.00	45.00	55.00	55.00
TAILORING SHIRT	EACH	265.00	250.00	250.00	300.00	250.00	250.00
TAILORING CHARGES PANT (MEN)	EACH	425.00	375.00	375.00	400.00	375.00	500.00
TAILORING COAT-PANT SUIT	SUIT	3250.00	3250.00	3250.00	3500.00	3250.00	3500.00
TAILORING AWAMI-SUIT (MALE)	SUIT	475.00	500.00	500.00	500.00	400.00	425.00
TAILORING SUIT FEMALE	SUIT	475.00	400.00	400.00	500.00	375.00	300.00
GENTS SHOES PAUL BATA	PAIR	1199.00	1199.00	1199.00	1199.00	1199.00	1199.00
GENTS SANDAL BATA	PAIR	699.00	699.00	699.00	699.00	699.00	699.00
GENTS SPOUNG CHAPPAL BATA	PAIR	179.00	179.00	179.00	179.00	179.00	179.00
LADIES SANDAL BATA	PAIR	499.00	499.00	499.00	499.00	499.00	499.00
LADIES SPOUNG CHAPPAL BATA	PAIR	179.00	179.00	179.00	179.00	179.00	179.00
CHILD SHOE POWER LITE BATA	PAIR	599.00	599.00	599.00	599.00	599.00	599.00
GENTS SHOE, ART 1109 SERVICE	PAIR	999.00	999.00	999.00	999.00	999.00	999.00

Contd.

7.11 Intercity Consumer Prices December, 2014

Description	Unit	Quetta	Turbat	Gawadar	Loralai	Khuzdar	D.M. Jamali
NYLON JOGGER 27 SIZE 2-5 ***	PAIR	1299.00	1299.00	1299.00	1299.00	1299.00	1299.00
CHINA FOOT WEAR AV. QLTY (MALE) *	PAIR	475.00	750.00	700.00	500.00	200.00	550.00
CHINA FOOT WEAR AV. QLTY (FEMALE) *	PAIR	300.00	575.00	600.00	350.00	200.00	425.00
CHINA FOOT WEAR AV. QLTY (CHILDREN) *	PAIR	285.00	500.00	500.00	300.00	200.00	275.00
SHOE REPAIR HALF SOLE	PAIR	90.00	120.00	100.00	55.00	80.00	85.00
SHOES POLISH CHARGES AVERAGE SHOP	PAIR	20.00	30.00	30.00	17.50	20.00	12.50
HOUSE RENT (combined)	MONTH	9621.00	3569.00	5429.00	3645.00	1997.00	3312.00
rent 2	pm	9621.00	3569.00	5429.00	3645.00	1997.00	3312.00
RENT3	PM	9621.00	3569.00	5429.00	3645.00	1997.00	3312.00
RENT4	PM	9621.00	3569.00	5429.00	3645.00	1997.00	3312.00
RENT5	PM	9621.00	3569.00	5429.00	3645.00	1997.00	3312.00
RENT6	PM	9621.00	3569.00	5429.00	3645.00	1997.00	3312.00
SYNTHETIC ENEMAL ROBIALAC BALTI 3.64 LTR.	EACH	1615.00	1600.00	1600.00	1550.00	1900.00	1700.00
SYNTHETIC ENEMAL ICI BALTI 3.64 LTR.	EACH	1875.00	1700.00	1750.00	1650.00	1900.00	1450.00
CEMENT (LOCAL) SPECIFY BRAND NAME	BAG	560.00	547.50	560.00	470.00	550.00	535.00
BRICKS (NEW) IST CLASS	P/1000	6250.00	0.00	0.00	6500.00	5000.00	6000.00
CEMENT BLOCKS (6"x8"x12")	P/100	0.00	1900.00	2000.00	0.00	1700.00	0.00
BAJREE	100CFT	4250.00	3400.00	3900.00	2775.00	5000.00	2200.00
SAND (BLACK PIT SAND)	K100CFT	3250.00	3000.00	3000.00	2300.00	0.00	2000.00
TIMBER SHESHAM LOG IST QUALITY	cbm	55582.00	0.00	0.00	0.00	0.00	0.00
IRON BAR (M.S. BAR) 1/2"	P/TON	80000.00	76500.00	77500.00	74500.00	90000.00	81000.00
CARPANTER WAGE RATE	P/DAY	900.00	1000.00	1000.00	1000.00	1000.00	600.00
MASON (RAJ) WAGE RATE	P/DAY	1100.00	1250.00	1400.00	900.00	950.00	700.00
UNSKILLED LABOUR WAGE RATE	P/DAY	550.00	650.00	650.00	550.00	350.00	375.00
PLUMBER WAGE RSTE	P/DAY	800.00	1000.00	1000.00	1100.00	1000.00	650.00
ELECTICIAN WAGE RATE PER DAY **	P/DAY	750.00	1000.00	1050.00	700.00	0.00	550.00
ELECTICIAN WAGE RATE PER POINT **	P/PNT	150.00	100.00	100.00	175.00	100.00	125.00
WATER CHARGES PER HOUSE	P/MONTH	125.00	150.00	250.00	0.00	190.00	300.00
ELECT.CHARGES UPTO 50 UNITS	P/UNIT	2.00	2.00	2.00	2.00	2.00	2.00
ELECT.CHARGES 01 - 100 UNIT	P/UNIT	5.79	5.79	5.79	5.79	5.79	5.79
ELECT.CHARGES 101 - 300 UNIT	P/UNIT	9.90	9.90	9.90	9.90	9.90	9.90
ELECT.CHARGES 301 - 1000 UNIT	P/UNIT	15.63	15.63	15.63	15.63	15.63	15.63
ELECT.CHARGES ABOVE 1000 UNIT	P/UNIT	17.71	17.71	17.71	17.71	17.71	17.71
ELEC	PM	10.21	10.21	10.21	10.21	10.21	10.21
GAS CHRg upto 3.3719 MMBTU	MMBTU	124.18	0.00	0.00	0.00	0.00	124.18
GAS CHRg 3.3719 - 6.7438 MMBTU	MMBTU	248.37	0.00	0.00	0.00	0.00	248.37
GAS CHRg 6.7438 - 10.1157 MMBTU	MMBTU	248.37	0.00	0.00	0.00	0.00	248.37
GAS CHRg10.1157 - 13.4876 MMBTU	MMBTU	620.91	0.00	0.00	0.00	0.00	620.91
GAS	PM	620.91	0.00	0.00	0.00	0.00	620.91
GAS	PM	372.55	0.00	0.00	0.00	0.00	372.55
KEROSENE OIL	LTR	94.00	120.00	120.00	130.00	100.00	110.00
FIREWOOD WHOLE	40 KG.	575.00	360.00	400.00	400.00	400.00	375.00
CHAIR SHESHAM WOOD WITH ARMS **	EACH	1150.00	2000.00	2000.00	1350.00	1400.00	1550.00
CHAIR PLASTIC (CHAIRMAN) AVERAGE QUALITY	EACH	550.00	700.00	750.00	587.50	1200.00	750.00
TABLE SHESHAM WOOD (4X2X5") ***	EACH	5500.00	3900.00	3700.00	4500.00	4500.00	5625.00
SOFASET WOODEN WITH FOAM SEAT **	SET	28000.00	10000.00	8500.00	10000.00	12000.00	12000.00
COT IRON (WITH NIWAR)AV.QLTY.	EACH	2600.00	2500.00	2400.00	2550.00	2000.00	2500.00
ALMIRAH (STEEL) 6'X3' 20 GUAGE	EACH	9000.00	10000.00	10000.00	6750.00	11000.00	13000.00
DINNING TABLE 6 CHAIRS A.QLTY	SET	13000.00	22000.00	20000.00	11000.00	10500.00	15500.00
SINGLE BED WITHOUT FOAM MED.	EACH	6500.00	3700.00	3600.00	4500.00	8000.00	5750.00
MATRESS SINGLE(4"THICK)	EACH	3750.00	3500.00	2950.00	3900.00	4000.00	5000.00
FARSHI DARI 12'X9' AV.QLTY	EACH	1000.00	500.00	500.00	1000.00	2500.00	1200.00
DARI COTTON (6'x2 1/2') AV.QL	EACH	475.00	383.33	300.00	500.00	1500.00	425.00
CARPET PLAIN AV. QLTY	SQFT.	61.25	48.67	50.00	35.00	35.00	45.00
QUILT (LIHAF) 3 KG. COTTON	EACH	700.00	550.00	500.00	625.00	1150.00	675.00
BLANKET (90" x 54")	EACH	2000.00	2500.00	2500.00	2000.00	2800.00	3750.00
BEDSHEET SINGLE BED SUP.QLTY	EACH	575.00	380.00	380.00	500.00	1000.00	550.00
BED SHEET DOUBLE WITH TWO PILLOW COVERS SUP QLTY	SET	575.00	490.00	445.00	550.00	1200.00	800.00
TOWEL(3'x2') AV. QALTY	EACH	150.00	200.00	215.00	206.25	300.00	120.00
CELING FAN 48" SUPER QLTY **	EACH	2650.00	3700.00	3600.00	2500.00	3000.00	3150.00
PEDESTAL FAN 22" SUPER QLTY	EACH	3600.00	3500.00	3500.00	3500.00	3500.00	4100.00
REFG. DAWLENCE 10 CFT. D.DOOR	EACH	29500.00	34000.00	33500.00	26300.00	38000.00	32000.00

Contd.

7.11 Intercity Consumer Prices December, 2014

Description	Unit	Quetta	Turbat	Gawadar	Loralai	Khuzdar	D.M. Jamali
D-FREEZER WAVES 8 CFT.	EACH	25000.00	31000.00	33000.00	25000.00	35000.00	25500.00
AIRCONDITIONER 1.5 TON PEL	EACH	39500.00	43500.00	43300.00	40000.00	46000.00	44500.00
SPLIT AIR CONDITIONER 1.5 TON (SPECIFY BRAND NAME)	EACH	40000.00	45000.00	45500.00	43500.00	40000.00	46000.00
AIRCOOLER SUPER ASIA	EACH	11500.00	9500.00	9500.00	11500.00	10500.00	10000.00
WASHING MACHINE SINGER	EACH	15200.00	14700.00	14700.00	15000.00	14700.00	14700.00
SEWING MACHINE(SINGER)	EACH	5210.00	5400.00	5250.00	5400.00	5210.00	5210.00
GIZER LARGE SIZE 30 GALLON CAPACITY SUP QLTY	EACH	12500.00	10000.00	10000.00	12000.00	17000.00	14750.00
GAS BURNER DOUBLE SPFY.BRAND	EACH	1250.00	1350.00	1200.00	1700.00	2000.00	1500.00
ELECT. IRON PHILIPS MDL.1120	EACH	1150.00	1300.00	1200.00	1200.00	1200.00	1450.00
ELECTRIC JUICER FOR APPLE	EACH	3800.00	3700.00	3600.00	3500.00	2500.00	4000.00
S.STEEL DEGHCHI MEDIUM SIZE ***	EACH	500.00	700.00	600.00	500.00	600.00	575.00
ALUMINIUM COOKING PAN (DEGCHI) MED SIZE	EACH	425.00	550.00	550.00	400.00	900.00	500.00
NON STICK COOKING PAN (DEGCHI) SUP. QLTY	EACH	350.00	600.00	600.00	345.00	400.00	550.00
FRYING PAN STEEL AVG. QLTY MED. SIZE	EACH	260.00	250.00	200.00	200.00	800.00	375.00
TAWA IORN (MEDIUM SIZE) AVG. QLTY	EACH	200.00	275.00	275.00	200.00	400.00	300.00
S.STEEL PLATE A.QLTY.(M.SIZE)	EACH	85.00	90.00	80.00	42.50	100.00	65.00
TABLE SPOON S.STEEL SUP.QLTY.	DOZEN	325.00	240.00	250.00	300.00	400.00	420.00
WATER SET JUG+6 GLASSES (OMROC)	SET	340.00	390.00	400.00	750.00	900.00	400.00
TEA SET PAK. CHINAWARE 21 PCS.	SET	1100.00	1150.00	800.00	2500.00	1200.00	1950.00
DINNER SET PLASTIC 72 PIECES SUPERIOR QLTY	SET	4750.00	3150.00	2400.00	3000.00	1975.00	4450.00
HOTPOT SET PLASTIC 3 PCS.	SET	1050.00	600.00	500.00	1150.00	1300.00	1900.00
BUCKET(BALTI) PLASTIC MED.SIZ	EACH	285.00	370.00	365.00	272.50	300.00	275.00
LOTA PLASTIC (MED SIZE) AVERAGE QUALITY	EACH	32.50	60.00	60.00	35.00	60.00	60.00
PRESURE COOKER 4 LTR.	EACH	1100.00	950.00	750.00	1400.00	1200.00	1225.00
WATER COOLER 9/10 LTR.PLASTIC ***	EACH	500.00	435.00	425.00	550.00	500.00	850.00
THERMOS STARVAC 1 LTR	EACH	375.00	490.00	510.00	425.00	500.00	350.00
BULB PHILIPS 100-WATTS	EACH	30.00	30.00	30.00	25.00	30.00	25.00
TUBE LIGHT PHILIPS 40 WATTS	EACH	100.00	135.00	130.00	110.00	100.00	95.00
ELECTRIC BLUBS "0" WATTE LOCAL	EACH	20.00	25.00	20.00	20.00	20.00	25.00
ELECTRIC BLUB ENERGY SAVER 14 WATTS	EACH	180.00	120.00	130.00	140.00	150.00	180.00
WASHING SOAP 250 GMS SPECIFY BRAND NAME	EACH	30.00	24.00	25.00	29.50	30.00	30.00
SURF EXCEL 400 GMS POLY BAG	EACH	125.00	125.00	125.00	125.00	125.00	125.00
WASHING POWDER 1000 GRM	EACH	175.00	190.00	185.00	175.00	175.00	185.00
WASHING POWDER (WHEEL/ BONUS) 100 GRAMS	EACH	85.00	98.00	100.00	90.00	85.00	95.00
CLEANSER POWDER VIM 1000 GM	PKT.	72.22	72.22	72.22	66.67	66.67	66.67
FINIS 500 ML	BOTTLE	187.50	170.00	180.00	123.75	170.00	165.00
PHNYLE TYPHONE/FINIS/CARRANITE 3 LITRES	BOTTLE	120.00	130.00	130.00	130.00	150.00	115.00
HARPIC	BOTTLE	130.00	132.50	135.00	135.00	125.00	130.00
BOOT POLISH CHERRY/KIWI 50ML	EACH	100.00	80.00	80.00	80.00	80.00	100.00
ROBIN BLUE (35 GRAMS)	PKT.	35.00	25.00	30.00	35.00	25.00	25.00
TISSU PAPER PERFUMED 100 PCS.	PKT	100.00	100.00	95.00	118.75	110.00	90.00
TOILET PAPER ROLL (R.PETEL)	P/ROLL	35.00	35.00	40.00	37.50	40.00	40.00
BOOT POLISH LIQUID CHEERY BLOSSOM KIWI 75 ML	BOTTLE	120.00	120.00	120.00	120.00	120.00	140.00
MATCH BOX SMALL	EACH	1.00	2.00	2.00	2.00	1.50	1.50
DRY CELL 1.5 VOLT(LOCAL)	EACH	15.00	15.00	15.00	25.00	25.00	20.00
HAND STITCHING NEEDLE M.SIZE	PACKET	5.00	8.00	8.00	6.00	10.00	5.00
SEWING MACHINE NEEDLE (SINGER)	EACH	5.00	6.00	6.00	5.00	6.00	5.00
HOUSEHOLD SERVANT FEMALE P/T	P/MNTH	1350.00	4000.00	4000.00	1500.00	3000.00	900.00
MARRIAGE HALL WITH FURNITURE	P/HEAD	80.00	50.00	50.00	50.00	50.00	50.00
SEPTRAN TABLETS	10TAB.	15.00	15.00	15.00	15.00	15.00	15.00
BRUFEN TABS 200-MG.	10TAB.	10.00	10.00	10.00	10.00	10.00	10.00
PANADOL TAB. EXTRA/PLAIN	10TAB.	10.00	10.00	10.00	10.00	10.00	10.00
DISPRIN TAB.	10TAB.	10.00	10.00	10.00	10.00	10.00	10.00
TRISIL TAB.	10 TAB	10.00	10.00	10.00	10.00	10.00	10.00
FLAGYL TAB. 200 MG.	10TAB.	10.00	10.00	10.00	10.00	10.00	10.00
VENTOLIN TAB. 2MG.	10TAB.	9.00	9.00	9.00	9.00	9.00	9.00
DAONIL TAB. 5 MG.	10TAB.	17.00	17.00	17.00	17.00	17.00	17.00
ENTOX TAB.	10TAB.	10.00	10.00	10.00	10.00	10.00	10.00
RENITEC TAB. 5 MG.	10TAB.	59.00	59.00	59.00	59.00	59.00	59.00
CAC. 1000 TAB	BOTTLE	122.00	122.00	122.00	122.00	122.00	122.00
AMOXIL CAPSOLE 250 MG.S	10CAP.	36.00	36.00	36.00	36.00	36.00	36.00
CALCIUM SYRUP SANDOZ	BOTTLE	64.00	64.00	64.00	64.00	64.00	64.00

Contd.

7.11 Intercity Consumer Prices December, 2014

Description	Unit	Quetta	Turbat	Gawadar	Loralai	Khuzdar	D.M. Jamali
LEDERPLEX SYRUP	BOTTLE	35.00	35.00	35.00	35.00	35.00	35.00
SANCOS SYRUP (50 ML.)	BOTTLE	30.00	30.00	30.00	30.00	30.00	30.00
PHENERGAN SYRUP 120 ML.	BOTTLE	33.00	33.00	33.00	33.00	33.00	33.00
CALPOL SYRUP 60 ML.	BOTTLE	28.00	28.00	28.00	28.00	28.00	28.00
HYDRYLLIN SYRUP 120 ML.	BOTTLE	65.00	65.00	65.00	65.00	65.00	65.00
POLYFAX EYE OINTMENT	TUBE	21.00	21.00	21.00	21.00	21.00	21.50
BETNESOL EYE DROPS	BOTTLE	33.89	33.89	33.89	33.89	33.89	33.89
EAR DROPS (CARDISPORINE) ***	BOTTLE	21.00	21.00	21.00	21.00	21.00	21.00
BETNOVATE-N OINTMENT 5 GMS	TUBE	16.00	16.00	16.00	16.00	16.00	16.00
BURNOL CREAM 30 GRM	TUBE	16.00	16.00	16.00	16.00	16.00	16.00
VICKS VAPORUB/BALM	BOTTLE	36.00	36.00	36.00	36.00	36.00	36.00
GLYCRINE SMALL BOTTLE	BOTTLE	45.00	20.00	20.00	30.00	25.00	15.00
JOUHAR JOSHANDA	PKT.	6.00	6.00	6.00	6.00	7.00	6.00
GALXOS-D (450 GRMS)	PKT.	151.88	151.88	151.88	151.88	157.50	157.50
GRIPE-WATER WOODWARDS	BOTTLE	50.00	55.00	55.00	55.00	50.00	55.00
SANIPLAST ONE PUTTY	EACH	1.50	3.00	3.00	2.00	2.00	1.45
O.R.S. (NIMCOL)	PKT.	15.00	15.00	15.00	15.00	15.00	15.00
DETTOL (MEDIUM)	BOTTLE	46.80	46.80	46.80	46.80	46.80	46.80
COTTON BANDAGE 2" - 4"	EACH	10.00	15.00	15.00	13.00	12.00	10.00
THERMOMETER CHINA	EACH	35.00	50.00	50.00	35.00	50.00	40.00
DOCTOR (MBBS) CLINIC FEE	P/PAT.	200.00	350.00	300.00	200.00	200.00	90.00
URINE TEST (DR) CHARGES	P/TEST	80.00	250.00	300.00	100.00	100.00	85.00
BLOOD TEST (CP) CHARGES	P/TEST	200.00	350.00	350.00	200.00	125.00	225.00
SUGAR TEST (RANDOM/FASTING BOTH) CHARGES	P/TEST	175.00	300.00	300.00	150.00	150.00	200.00
ECG CHARGES	P/TEST	175.00	400.00	400.00	200.00	300.00	150.00
X-RAY (CHEST) CHARGES	P/X-RAY	300.00	350.00	350.00	250.00	230.00	350.00
CAR SUZUKI 800 CC (W/O. A/C)	EACH	0.00	0.00	0.00	0.00	0.00	0.00
CAR SUZUKI 1000 CC	EACH	1044000.00	0.00	0.00	0.00	0.00	0.00
CAR TOYOTA 1300 CC	EACH	1568000.00	0.00	0.00	0.00	0.00	0.00
CAR HONDA CIVIC	EACH	2035000.00	0.00	0.00	0.00	0.00	0.00
MOTORCYCLE HONDA CD-70.	EACH	69500.00	70000.00	69000.00	70000.00	0.00	69750.00
MOTORCYCLE YAMAHA 100CC.	EACH	80600.00	81000.00	81750.00	81000.00	0.00	0.00
MOTOR CYCLE HERO 70 CC	EACH	45000.00	50000.00	0.00	50000.00	0.00	0.00
BICYCLE WITH TYRES & TUBES	EACH	7062.50	6000.00	5200.00	7000.00	0.00	7000.00
TYRE CAR WITH TUBE GENERAL	EACH	3250.00	4000.00	4000.00	3300.00	3000.00	3300.00
TYRE MOTOR CYCLE WITHOUT TUBE	EACH	1050.00	1300.00	1400.00	1100.00	1250.00	1100.00
TYRE CYCLE SPECIFY BRAND NAME	EACH	350.00	300.00	300.00	350.00	450.00	475.00
TYRE CAR W/O TUBE	EACH	3137.50	3500.00	3500.00	2500.00	6600.00	2800.00
PETROL SUPER	LITRE	84.53	84.53	84.53	84.53	84.53	84.53
HIGH SPEED DIESEL HSD	LITRE	94.09	94.09	94.09	94.09	94.09	94.09
CNG	K.G.	76.35	0.00	0.00	0.00	0.00	76.35
GAS CYLINDER STAND. SIZE	EACH	1750.00	1100.00	1100.00	1612.50	1550.00	1700.00
MOTOR CYCLE SERVICE CHARGES	EACH	275.00	200.00	200.00	200.00	300.00	200.00
CAR SERVICE CHARGES	EACH	450.00	300.00	500.00	375.00	400.00	300.00
TYRE PUNCTURE CHARGES	EACH	45.00	80.00	85.00	50.00	75.00	65.00
CYCLE OVERHAULING CHARGES	EACH	190.00	150.00	155.00	190.00	200.00	100.00
CAR TAX FOR 800CC TO 1300CC	YEARLY	400.00	400.00	400.00	400.00	400.00	400.00
TRAIN FARE ECO. 1-100 KM.	P/KM.	0.71	0.00	0.71	0.00	0.00	0.71
TRAIN FARE ECO. 101-500 KM.	P/KM.	1.02	0.00	1.02	0.00	0.00	1.02
TRAIN FARE ECO. > 500 KM.	P/KM.	0.93	0.93	0.93	0.00	0.00	0.93
TRAIN FARE IST SLP. 1-100KM	P/KM.	2.18	2.18	2.18	0.00	0.00	2.18
TRAIN FARE IST SLP.101-500 KM	P/KM.	2.69	2.69	2.69	0.00	0.00	2.69
TRAIN FARE IST SLP. > 500 KM	P/KM.	2.07	2.07	2.07	0.00	0.00	2.07
TRAIN FARE A/C SLP. 1-100KM.	P/KM.	5.99	5.99	5.99	0.00	0.00	5.99
TRAIN FARE A/C SLP.101-500KM	P/KM.	4.77	4.77	4.77	0.00	0.00	4.77
TRAIN FARE A/C SLP > 500KM.	P/KM.	4.32	4.32	4.32	0.00	0.00	4.32
PLATFORM TICKET	EACH	10.00	0.00	10.00	0.00	0.00	10.00
AUTO RICKSHAW FARES	KM/MIN	65.00	40.00	55.00	50.00	65.00	50.00
FULL TONGA CHARGES	KM/MIN	80.00	0.00	0.00	50.00	0.00	0.00
TAXI 4 SEATER FARE	KM/MIN	60.00	60.00	60.00	60.00	60.00	60.00
BUS FARE MIN (WITHIN CITY)	TICKET	20.00	0.00	0.00	0.00	0.00	0.00
BUS FARE MAX (WITHIN CIT	TICKET	20.00	0.00	0.00	0.00	0.00	0.00

Contd.

7.11 Intercity Consumer Prices December, 2014

Description	Unit	Quetta	Turbat	Gawadar	Loralai	Khuzdar	D.M. Jamali
BUS FARE OUTSIDE CITY	P/KM.	0.90	0.90	0.90	0.90	0.90	0.90
A/C BUS FARE OUTSIDE CITY	P/KM.	1.35	1.35	1.35	1.35	1.35	1.35
MINIBUS FARE MIN.WITH IN CITY	TICKET	20.00	0.00	35.00	0.00	0.00	0.00
MINIBUS FARE MAX.WITH IN CITY	TICKET	20.00	0.00	0.00	0.00	0.00	0.00
SUZUKI FARE MIN.WITH IN CITY	TICKET	0.00	10.00	10.00	0.00	10.00	0.00
SUZUKI FARE MAXIMUM W.IN CITY	TICKET	0.00	30.00	30.00	0.00	30.00	0.00
AIR FARE ECONOMY CLASS.	P/KM.	19.26	19.26	19.26	0.00	19.26	0.00
POSTAL ENVELOPE DOMESTIC	EACH	8.00	8.00	8.00	8.00	8.00	8.00
ENVELOPE FOR SAUDI ARABIA	EACH	50.00	50.00	50.00	45.00	50.00	45.00
POSTAL REGISTRATION CHARGES	EACH	28.00	28.00	28.00	28.00	28.00	28.00
U.M.S. REG CHARGES MIN.	EACH	59.00	58.00	58.00	58.00	58.00	58.00
T.C.S. CH. MIN.WITH IN ZONE	EACH	110.00	150.00	150.00	110.00	150.00	150.00
TELEPHONE CHARGES LOCAL CALL	P/CALL	3.94	3.94	3.94	3.94	3.94	3.94
TEL CHARGES OUT SIDE CITY	P/CALL	3.94	3.94	3.94	3.94	3.94	3.94
INTERNET CHARGES	P/HOUR	25.00	30.00	30.00	38.75	20.00	20.00
MOBILE CELL CHARGES	P/UNIT	3.00	3.00	3.00	3.00	4.00	3.00
FAX CHARGES (LOCAL)	P/PAGE	15.00	25.00	25.00	20.00	20.00	15.00
TELEPHONE SET AV. QLTY	EACH	575.00	750.00	800.00	675.00	500.00	550.00
MOBILE SET NOKIA/SONY/ERICSON/SAMSUNG WITHOUT CAMERA	EACH	3000.00	2000.00	2100.00	2750.00	3000.00	3750.00
T.V. 20" COLORED WEGA H-A21.	EACH	18000.00	17000.00	17000.00	18000.00	17500.00	20000.00
T.V 20" COLOR CHINA(KORIA)	EACH	13000.00	8000.00	8000.00	12000.00	8500.00	16500.00
V.C.P. PANASONIC/LG/NAT	EACH	6900.00	4500.00	0.00	6000.00	0.00	6500.00
DVD/VCD PLAYER PANASONIC/LG	EACH	5200.00	3000.00	0.00	4800.00	3000.00	4750.00
RADIO WITH C.PLAYER NATIONAL	EACH	1925.00	1600.00	1675.00	2000.00	1900.00	1650.00
PERSONNEL COMPUTER (BRANDED)	EACH	42000.00	28000.00	28000.00	28000.00	28000.00	28000.00
VID. CASSETTE BLK. TDK/SONY	EACH	155.00	150.00	150.00	150.00	0.00	0.00
COM. C.D. (TDK/IMATION)	EACH	72.50	60.00	35.00	70.00	50.00	65.00
TAPE RECORDER CASSETTE BLANK	EACH	40.00	35.00	37.50	35.00	45.00	30.00
VIDEO GAME SEGA 16 BYTE	EACH	1150.00	900.00	900.00	1250.00	1000.00	0.00
CINEMA A/C. HIGH CLASS	TICKET	0.00	0.00	0.00	0.00	0.00	0.00
CINEMA NON-A/C HIGH CLASS	TICKET	150.00	0.00	0.00	20.00	0.00	0.00
CABLE CHARGES	PER MONT	400.00	350.00	300.00	300.00	300.00	300.00
TV.LICENSE FEE DOMESTIC	YEARLY	420.00	420.00	420.00	420.00	420.00	420.00
ENGLISH BOOK CLASS V1	EACH	59.00	59.00	59.00	59.00	59.00	59.00
ENGLISH BOOK CLASS IX OR X	EACH	72.00	72.00	72.00	72.00	72.00	72.00
ENG. BOOK IST.YR COMPLETE SET	EACH	65.00	65.00	65.00	65.00	65.00	65.00
ENGLISH BOOK BA/B.SC	EACH	175.00	175.00	175.00	175.00	175.00	175.00
URDU BOOK CLASS V (T.B.BORD)	EACH	82.00	82.00	82.00	82.00	82.00	82.00
URDU BOOK CLASS IX/X(T.B.B)	EACH	85.00	85.00	85.00	85.00	85.00	85.00
URDU BOOK IST.YEAR/INTER	EACH	85.00	85.00	85.00	85.00	85.00	85.00
URDU BOOK BA/B.SC	EACH	175.00	175.00	175.00	175.00	175.00	175.00
MATHS BOOK CALSS V (T.B.B)	EACH	55.00	55.00	55.00	55.00	55.00	55.00
MATHS BOOK CLASS IX OR X	EACH	130.50	130.50	130.50	130.50	130.50	130.50
MATHS BOOK IST.YEAR (T.B.B)	EACH	138.00	138.00	138.00	138.00	138.00	138.00
PAKISTAN STUDIES BOOK BA/B.SC	EACH	300.00	300.00	300.00	300.00	300.00	300.00
DAILY "DAWN"	P/COPY	19.00	19.00	19.00	19.00	19.00	19.00
DAILY "JANG"	P/COPY	12.00	12.00	12.00	12.00	12.00	12.00
DAILY "NAWA-E-WAQT"	P/COPY	12.00	12.00	12.00	12.00	12.00	12.00
WEEKLY "AKHBAR-E-JAHAN"	P/COPY	55.00	55.00	55.00	55.00	55.00	55.00
WEEKLY "MAG"	P/COPY	45.00	45.00	45.00	45.00	45.00	45.00
MONTHLY "NAUNEHAL DIGEST"	P/COPY	35.00	35.00	35.00	35.00	35.00	35.00
PAPER FOOLSCAPE (27"x17")	QUIRE	27.50	25.00	25.00	35.00	50.00	35.00
EXERCISE.BOOK LINED 80/100 PGS	EACH	37.50	40.00	40.00	40.00	50.00	27.50
PENCILGOLDFISH/DEER	EACH	5.00	5.00	5.00	5.00	5.00	4.50
PEN INK DOLLOR 57 ML BOTTLE	EACH	20.00	20.00	20.00	20.00	20.00	20.00
PHOTOSTATE PAPER 70 GM	PRT	355.00	530.00	550.00	400.00	400.00	350.00
BALL PEN (local)	EACH	5.00	7.00	7.00	5.00	5.00	5.00
FOUNTAIN PEN HERO/WINGS/CHINA	EACH	35.00	40.00	40.00	35.00	40.00	37.50
PRIVATE SCHOOL FEE ENGLISH MED.AVG. STANDARD (CLASS I)	P/MONTH	750.00	625.00	700.00	500.00	350.00	375.00
PRIVATE SCHOOL FEE ENGLISH MED.AVG. STANDARD (CLASS V)	P/MONTH	1150.00	725.00	800.00	700.00	560.00	550.00
PRIVATE SCHOOL FEE ENGLISH MED.AVG. STANDARD (CLASS VI)	P/MONTH	1200.00	825.00	900.00	1000.00	675.00	700.00
PRIVATE SCHOOL FEE ENGLISHMED.AVG. STANDARD (CLASS X)	P/MONTH	1400.00	925.00	1000.00	1200.00	635.00	850.00

Contd.

7.11 Intercity Consumer Prices December, 2014

Description	Unit	Quetta	Turbat	Gawadar	Loralai	Khuzdar	D.M. Jamali
PRIVATE MEDICLE COLLEGE FEE MBBS (IST YEAR)	P/MONTH	0.00	0.00	0.00	0.00	0.00	0.00
PRIVATE ENGINEERING COLLEGE FEE (ISTR YEAR)	P/MONTH	5700.00	0.00	0.00	0.00	0.00	0.00
GOVT. COLLEGE FEE IST. YEAR	MONTH	60.00	7.50	7.50	7.50	7.50	7.00
GOVT. COLLEGE FEE 4TH. YEAR	MONTH	80.00	9.00	9.00	9.00	9.00	9.00
GOVT. UNIVERSITY FEE MSC.	MONTH	350.00	350.00	350.00	350.00	350.00	350.00
GOVT. MED. COLLEGE FEE MBBS	MONTH	950.00	0.00	950.00	0.00	0.00	950.00
GOVT. ENGG. COLL. FEE I YEAR	MONTH	850.00	0.00	3850.00	0.00	850.00	850.00
COACHING FEE FOR CLASS IX/X	P/MONTH	500.00	1000.00	1000.00	600.00	600.00	1000.00
COACHING CHARGES FOR CLASS IST YEAR/INTER (SCIENCE)	P/MONTH	1000.00	0.00	1000.00	0.00	0.00	1500.00
COACHING CHARGES FOR CLASS IST YEAR/INTER (COMMERCE)	P/MONTH	1000.00	0.00	1000.00	0.00	0.00	1500.00
I.T. TUITION FEES	P/MONTH	1800.00	0.00	920.00	0.00	0.00	0.00
MBA TUITION FEES	P/MONTH	0.00	0.00	0.00	0.00	0.00	0.00
BREAD TANDOORI ST. SIZE	EACH	10.00	10.00	10.00	10.00	15.00	10.00
COOKED MUTTON (AV. HOTEL)	PLATE	150.00	120.00	155.00	200.00	200.00	115.00
COOKED BEEF (AV. HOTEL)	PLATE	80.00	90.00	125.00	120.00	150.00	80.00
COOKED DAL (AV. HOTEL)	PLATE	60.00	70.00	75.00	50.00	60.00	40.00
CHICKEN BIRYANI FULL/DOUBLE	PLATE	150.00	120.00	130.00	100.00	85.00	90.00
TEA PREPARED (ORDINARY)	CUP	21.00	10.00	10.00	20.00	20.00	20.00
HAIRCUT CHARGES FOR MEN	P/CUT	80.00	90.00	100.00	60.00	60.00	55.00
BEAUTY PORL HAIR STYL CHARGE	P/STY.	350.00	300.00	325.00	250.00	250.00	150.00
SHAVING CHARGES	PER SHV	40.00	35.00	35.00	40.00	30.00	25.00
LIPSTICK S.MISS/MEDORA	EACH	95.00	90.00	100.00	90.00	100.00	90.00
NAIL POLISH S.MISS/MEDORA	EACH	95.00	80.00	80.00	80.00	80.00	80.00
PERFUME MED.SIZE MEDORA/BROACH	EACH	100.00	100.00	100.00	100.00	150.00	180.00
HAIR-OIL AMLA/CHAMBELI	BOTTLE	100.00	90.00	80.00	100.00	100.00	110.00
TOILET SOAP LUX 95 GRAMS	EACH	40.38	40.38	40.38	40.38	40.38	40.38
TOILET SOAP LIFEBOUY 140 GRM	EACH	36.00	36.00	36.00	36.00	36.00	36.00
TOILET SOAP SAFEGUARD BATH SIZE	EACH	48.00	46.00	46.00	48.00	46.00	48.00
TOOTHPASTE MACKLINES 70 GRM	EACH	50.00	50.00	50.00	50.00	50.00	50.00
TOOTHPAST MED SIZE CLGATE 70 GMS	EACH	56.00	56.00	56.00	56.00	56.00	56.00
TOOTHBRUSH SHEILD A/PLAUQUE	EACH	50.00	50.00	50.00	40.00	50.00	47.50
TOOTHPOWDER DENTONIC 90 GRM	EACH	25.00	25.00	25.00	25.00	25.00	25.00
HAIR-COLOUR BEGIN (6 GMS)	EACH	90.00	90.00	90.00	95.00	90.00	95.00
HAIR COLOUR (KALAKOLA)	BOTTLE	120.00	120.00	120.00	120.00	120.00	120.00
FACECREAM PONDS (MEDIUM)	EACH	120.00	100.00	100.00	120.00	160.00	110.00
TALC POWDER VICE ROAY,B.CAT	EACH	120.00	130.00	120.00	120.00	160.00	130.00
BLADE TREET ORDINARY 10'S	PKT.	30.00	30.00	30.00	35.00	45.00	30.00
BLADE 7-O-CLOCK STAIN. 5'S	PKT.	35.00	30.00	35.00	35.00	55.00	35.00
SHAMPOO SUNSILK/PAINTIN 100 ML	BOTTLE	110.00	115.00	110.00	100.00	100.00	110.00
BEAUTY CREAM (FAIR & LOVELY)	EACH	135.00	85.00	115.00	100.00	100.00	155.00
HAIR REMOVING CREAM (EU-CREAM)	TUBE	65.00	55.00	55.00	65.00	55.00	57.50
GEL MEDIUM SIZE	BOTTLE	80.00	60.00	60.00	80.00	120.00	120.00
DISPOSABLE RAZOR GILLET-II	EACH	45.00	45.00	47.50	45.00	45.00	40.00
SHAVING CREAM TOUCH-ME/ADM.	EACH	60.00	50.00	60.00	60.00	70.00	60.00
GOLD TEZABI 24 CT	10 GM.	40800.00	48500.00	48000.00	48000.00	38450.00	38600.00
SILVER TEZABI 24 CT	10 GM.	640.00	1000.00	1100.00	0.00	600.00	510.00
ARTIFICIAL JEWELLARY SET	SET	480.00	500.00	525.00	520.00	400.00	500.00
WRIST WATCH GENTS CITIZEN (ORIGINAL) ***	EACH	2550.00	2550.00	2500.00	2550.00	2500.00	2500.00
WRIST WATCH LADIES CITIZEN (ORIGINAL) ***	EACH	2550.00	2500.00	2500.00	2500.00	2500.00	2500.00
WALL CLOCK QUARTZ AV.QLTY	EACH	475.00	325.00	325.00	500.00	500.00	475.00
SUITCASE REXIN (24"x16"x6")	EACH	1500.00	950.00	950.00	1000.00	1950.00	900.00
TRUNK MEDIUM SIZE ***	EACH	675.00	650.00	700.00	650.00	1500.00	1200.00
PURSE LADIES (LEATHER) AVERAGE QUALITY	EACH	400.00	325.00	300.00	330.00	300.00	325.00

7.11 Intercity Consumer Prices December, 2014

Description	Unit	Value in Rupees	
		Average	% Change
FOOD & NON-ALCOHOLIC BEVERAGES			
WHEAT	10 KG.	352.18	-1.84
WHEAT FLOUR FINE/SUPERIOR.	KG.	45.28	-0.42
WHEAT FLOUR AVG. QLTY	KG.	40.55	-0.78
WHEAT FLOUR BAG	10 KG.	403.79	-0.81
MAIDA	KG.	53.97	0.06
SUJI	KG.	55.51	0.05
BESAN AV. QLTY.	KG.	81.41	0.21
RICE BASMATI SUP. QLTY.	KG.	134.52	-3.97
RICE BASMATI 385/386	KG.	95.33	-1.60
RICE BASMATI BROKEN AV.QLTY	KG.	70.92	-3.68
RICE IRRI-6 (SINDH/PUNJAB)	KG.	49.22	-2.13
VERMICELLI	KG.	78.67	0.00
BREAD PLAIN MEDIUM SIZE	EACH	39.61	0.00
RUSK (PAPAY)	KG.	184.7	0.41
BISCUITS-PACKED	PKT	35	0.00
BISCUIT-BAKERY (LOOSE)	250 GM	74.41	0.00
CORNFLAKS FAUJI 225 GM.	PKT	170.98	0.28
SAMOSA (VEGATABLE)	EACH	12.37	0.00
PASTRY AV.QLTY.	EACH	25.34	0.00
PATTIES (VEGATABLES)	EACH	20.8	0.00
NIMCO	250 GM	65.04	0.00
CHIPS	250 GM	76.16	0.00
BEEF WITH BONE AV.QLTY.	KG	288.47	0.00
MUTTON AV.QLTY.	KG	560.33	0.32
CHICKEN FARM BROILER (LIVE)	KG	164.54	11.76
FISH-RAHU MEDIUM SIZE	KG	292.07	2.16
MILK FRESH (UNBOILED)	LTR.	74.53	0.73
CURD	KG.	87.66	0.03
MILK TETRA PACK 1/2 LTR.	PKT.	58.9	0.00
LACTOGEN 400 GRAMS	PKT.	426.06	0.84
POWDER MILK NIDO 400GM.	PKT	348.25	0.00
MILK POWDER LOOSE/PACKED	KG.	511.48	0.02
BUTTER LOCAL PACKED	50 GM.	28.87	-1.13
EGGS FARM	DOZ	113.21	-2.18
MUSTARD OIL AV.QLTY.	KG.	185.97	-0.13
COOKING OIL (DALDA)	2.5LTR	526.34	-1.29
COOKING OIL (PAKWAN) OTHER BRAND SPECIFY	2.5 LTR	494.04	-0.61
VEGETABLE GHEE TIN	2.5KG.	502.25	-0.45
VEGETABLE GHEE (LOOSE)	KG.	159.01	-1.83
DATES AV.QLTY.	KG.	177.29	0.86
PISTACHIO AV.QLTY.	50 GM.	108.33	0.81
ALMONDS WHOLE AV.QLTY.	KG.	563.25	1.24
COCONUT DRY AV.QLTY.	KG.	283.95	-2.58
RAISINS AV.QLTY.	50 GM.	21.84	0.00
GROUNDNUTS (WITH SHELL)	KG.	185.4	3.82
MALTA/MOSAMBI	DOZ	111.68	-0.41
KINNU	DOZ	78.52	
APPLE	KG	107.95	0.40
ALOO BUKHARA	KG	0	
POMEGRANATE (ANNAR)	KG	185.15	15.89
GRAPES	KG	0	
BANANAS	DOZ	59.22	-3.63
MANGO KALMI	KG	0	
GUAVA	KG	78.8	-9.86
WATERMELON (TURBOOZ)	KG	0	
MUSKMELON (KHARBOOZA)	KG	0	
SWEETMELON (GARMA)	KG	0	

Contd.

7.11 Intercity Consumer Prices December, 2014

Description	Unit	Value in Rupees	
		Average	% Change
PULSE MASOOR (WHOLE)	KG.	121.94	2.38
PULSE MASOOR (WASHED)	KG.	134.2	1.15
PULSE MOONG (WASHED)	KG.	161.01	3.82
PULSE MASH (WASHED)	KG.	158.76	-0.93
PULSE GRAM	KG.	77.56	0.44
GRAM WHOLE BLACK AV.QLTY.	KG.	78.41	0.55
GRAM WHOLE YELLOW AV.QLTY	KG.	112.47	-0.74
BEANS (LAL LOBIN)	KG.	145.47	-0.91
POTATOES	KG	38.63	-38.59
ONION	KG	23.84	-27.71
TURNIP	KG	26.44	-31.24
RADISH	KG	23.32	-21.24
TOMATOES	KG	47.91	12.46
CABBAGE	KG	37.28	
CAULIFLOWER	KG	38.35	-13.82
BRINJAL	KG	35.16	2.18
PUMPKIN	KG	0	
BOTTLEGOURD	KG	0	
LADY FINGER	KG	0	
PEAS	KG	74.66	-35.64
SPINACH	KG	23.61	-7.12
TINDA	KG	0	
TURAI	KG	0	
KARAILA	KG	0	
ARVI	KG	0	
CHILLIES GREEN	KG	64.46	-1.15
CARROT	KG	40.52	-22.11
COCUMBER (KHEERA)	KG	58.82	-6.41
LEMON	250GM	35.28	-7.18
SUGAR REFINED	KG.	55.11	-4.51
GUR AV.QLTY	KG.	79.9	-3.80
HONEY LANGANESE 500 GM.	BOTTLE	780	0.81
MILO 200 GM.	BOTTLE	198.47	0.66
CUSTARD POWDER RAFHAN 300 GM.	PKT	74.81	0.16
TOFFEE (HILAL)	EACH	1.31	0.00
CHOWKELATE CANDY (SMALL SIZE)	EACH	5	0.00
SWEETMEAT (MIXED)	KG	303	0.25
ICE CREAM WALLS	CUP.	40	0.00
ICE	KG	10.1	-1.66
JAM AHMED/MITCHELLES	BOTTLE	131.29	0.00
SQUASH-MITCHELLES	BOTTLE	146.56	0.00
ROOH AFZA	BOTTLE	142.38	0.00
JAM-E-SHIREEN	BOTTLE	147.63	0.00
SAUNF	50 GM	17.19	0.41
CINAMON LOOSE AV. QLTY	50 GM.	24.65	3.22
CUMINSEED WHITE NATIONAL	50 GM.	51.9	0.19
PEPPER BLACK NATIONAL	50 GM.	94.43	0.00
CLOVES LOOSE AV.QLTY	50 GM.	93.8	0.00
CARDAMOM LARGE LOOSE AV.QLTY	50 GM.	138.93	-0.37
CARDAMOM SMALL AV.QLTY	50 GM.	109.78	-0.02
SALT-POWDERED (LAHORI) LOOSE	KG.	9.82	0.00
SALT POWDERED (NATIONAL/SHAN)	PKT	24.25	0.00
CHILLIES POWD.NATIONAL 200GM	PKT	105	0.00
CHILLIES POWDER LOOS	KG.	263.14	1.06
CORRIANDER SEED POWD.NATIONAL	PKT	83.65	0.00
CORRIANDER SEED (LOOSE)	KG.	254.37	0.88
TURMERIC POWD.NATIONAL 50GM	PKT.	35.2	0.14
CURRY POWD. NATIONAL 200 GM	PKT.	86.63	-2.77
TOMATO KETCHUP AHMED/MITCHL	BOTTLE	88.04	1.44

Contd.

7.11 Intercity Consumer Prices December, 2014

Description	Unit	Value in Rupees	
		Average	% Change
PICKLES AHMED/MITCHELLES	BOTTLE	102.88	0.98
VINEGAR SYNTHETIC (SIRKA)	BOTTLE	72.24	0.39
GARLIC	KG	134.98	2.13
GINGER	KG	203.96	-9.35
TAPAL DANEDAR TEA 200GM PACKET	PKT	124.42	0.88
TEA LIPTON YELLOW LABEL 200GM.	PKT.	129.65	0.08
TEA LOOSE KENYA AV.QLTY 250GM.	PKT.	136.02	0.00
COFFEE-NESCAFE 75 GM. **	BOTTLE	320.38	0.75
COLD DRINK (STANDARD SIZ)	BOTTLE	23.92	0.00
FRUIT JUICE TETRA PACK	PKT.	17.61	0.00
MINERAL WATER NESTLE 1.5 LTR	BOTTLE	47.06	1.14
ALCOHOLIC BEVERAGES & TOBACCO			
CIGARETTES K-2 10'S **	PKT	46.00	0.00
CIGARETTES CAPSTAN 10'S **	PKT	50.13	0.00
CIGARETTES GOLD LEAF 20'S	PKT	99.88	0.00
CIGARETTES MORVEN GOLD 20'S	PKT	50.06	0.00
BETEL LEAVES	50GM.	63.81	-1.02
BETEL NUTS	KG.	310.33	-0.41
CLOTHING & FOOTWEAR			
LONG CLOTH 57" GUL AHMED/AL-KARAM	METER	212.58	0.24
SHIRTING AV.QLTY.	METER	165.37	0.11
PANT CLOTH W & WEAR AV.QLTY	METER	378.52	0.70
LAWN PRINTED GUL AHMED/AL-KARAM	METER	259.03	0.00
GEORGETTE AV.QLTY	METER	132.77	0.10
LINEN AV.QLTY ***	METER	148.69	0.77
HEAVY WT SUITING LAWERNCPUR SUP QLTY	METER	1258.2	0.85
HEAVY WT SUITING LAWERNCPUR AV QLTY	METER	1717.88	2.16
TROPICAL SUITING LAW.PUR	METER	1068.88	1.36
PANT BOY 24"/26" LENGTH.	EACH	473.85	0.00
SHIRT BOY 24"/26" LENGTH	EACH	366.66	0.00
SCHOOL UNI. PANT,SHIRT BOYS	SUIT	630.35	0.00
SCHOOL UNI. KAMEEZ,SHAL.BOYS	SUIT	593.67	0.00
SCHOOL UNI. KAMEEZ,SHAL.GIRL	SUIT	626.29	0.00
FROCK W/WEAR GIRLS	EACH	928.72	0.13
AWAMI-SUIT W & W(BOY) 24"/26	SUIT	908.67	0.00
AWAMI-SUIT W&W (GENTS)AV.QLTY	SUIT	1230.13	0.67
PULLOVER GENTS OXFORD/BON.	EACH	2751.15	1.45
PULLOVER LADIES OXFORD/BON.	EACH	2618.08	1.67
PULLOVER (GENTS) OTHERS A.QTY	EACH	927.79	1.57
SECOND-HAND COAT FOR MEN	EACH	427.12	2.51
SECONDHAND SWEETER FOR MEN DUP QLTY	EACH	296.29	2.31
SECONDHAND WINTER JACKET	EACH	414.67	2.44
UNDERWEAR AV.QLTY MEDIUM SIZE	EACH	124.35	0.50
VEST FOR MEN AV.QLTY.	EACH	127	0.26
VEST/SHAMEEZ (WOMEN) AVG. QLTY	EACH	149.77	0.95
SOCKS NYLON (PAKISTANI)	PAIR	82.94	0.00
BRASSIER AV.QLTY.	EACH	146.58	0.00
BRASSIER SUP QLTY	EACH	334.37	0.00
DOPATTA GEORGETTE AV.QLTY.	EACH	285.03	0.44
DOPATTA COTTON AV GLTY	EACH	222.62	0.45
CHADDAR (W/WEAR) (2x2.5 MTR)	EACH	434.31	0.29
LUNGI/DHOTI(COTTON) AVG. QLTY	EACH	297.55	0.08
HANDKERCHIEF AVG. QLTY PAK	EACH	38.25	0.31
HANDKERCHIEF SUP. QLTY PAK	EACH	60.59	0.20
GLOVES AV QLTY	PAIR	92.45	1.93
AZARBAND COTTON AVG. QLTY	EACH	16.94	0.77
SEWING THREAD/REEL(ASLI PARI)	EACH	6.63	0.00
WASHING CHARGES PAINT & SHIRT	SUIT	92.95	0.00
DRY CLEANING SUIT COAT PANT	SUIT	306.03	0.00

Contd.

7.11 Intercity Consumer Prices December, 2014

			Value in Rupees	
Description	Unit	Average	% Change	
WASHING CH. (KAMIZ-SHALWAR)	PAIR	65.33	0.20	
TAILORING SHIRT	EACH	331.47	0.38	
TAILORING CHARGES PANT (MEN)	EACH	566.19	0.89	
TAILORING COAT-PANT SUIT	SUIT	3593.72	0.24	
TAILORING AWAMI-SUIT (MALE)	SUIT	504.37	0.41	
TAILORING SUIT FEMALE	SUIT	428.98	0.14	
GENTS SHOES PAUL BATA	PAIR	1199	0.00	
GENTS SANDAL BATA	PAIR	699	0.00	
GENTS SPOUNG CHAPPAL BATA	PAIR	179	0.00	
LADIES SANDAL BATA	PAIR	499	0.00	
LADIES SPOUNG CHAPPAL BATA	PAIR	179	0.00	
CHILD SHOE POWER LITE BATA	PAIR	599	0.00	
GENTS SHOE, ART 1109 SERVICE	PAIR	999	0.00	
NYLON JOGGER 27 SIZE 2-5 ***	PAIR	1299	0.00	
CHINA FOOT WEAR AV. QLTY (MALE) *	PAIR	664.07	0.00	
CHINA FOOT WEAR AV. QLTY (FEMALE) *	PAIR	511.77	0.00	
CHINA FOOT WEAR AV. QLTY (CHILDREN) *	PAIR	424.59	0.00	
SHOE REPAIR HALF SOLE	PAIR	97.87	0.00	
SHOES POLISH CHARGES AVERAGE SHOP	PAIR	17.71	0.00	
HOUSING, WATER, ELECT,GAS & OTH FUEL				
HOUSE RENT (combined)	MONTH	6182.03	0.00	
rent 2	pm	6182.03	0.00	
RENT3	PM	6182.03	0.00	
RENT4	PM	6182.03	0.00	
RENT5	PM	6182.03	0.00	
RENT6	PM	6182.03	0.00	
SYNTHETIC ENEMAL ROBIALAC BALTI 3.64 LTR.	EACH	1824.96	0.01	
SYNTHETIC ENEMAL ICI BALTI 3.64 LTR.	EACH	1909.48	1.99	
CEMENT (LOCAL) SPECIFY BRAND NAME	BAG	518.24	-0.41	
BRICKS (NEW) IST CLASS	P/1000	6306.94	-0.32	
CEMENT BLOCKS (6"x8"x12")	P/100	2297.31	0.00	
BAJREE	100CFT	3774.35	-0.07	
SAND (BLACK PIT SAND)	K100CFT	2217.65	0.19	
TIMBER SHESHAM LOG IST QUALITY	cubmt.	51754.17	0.83	
IRON BAR (M.S. BAR) 1/2"	P/TON	78509.33	-2.31	
CARPANTER WAGE RATE	P/DAY	782.55	0.56	
MASON (RAJ) WAGE RATE	P/DAY	841.58	0.22	
UNSKILLED LABOUR WAGE RATE	P/DAY	453.48	0.55	
PLUMBER WAGE RSTE	P/DAY	771.31	0.26	
ELECTICIAN WAGE RATE PER DAY **	P/DAY	701.54	0.00	
ELECTICIAN WAGE RATE PER POINT **	P/PNT	112.54	0.00	
WATER CHARGES PER HOUSE	P/MONTH	115.26	0.00	
ELECT.CHARGES UPTO 50 UNITS	P/UNIT	2	0.00	
ELECT.CHARGES 01 - 100 UNIT	P/UNIT	5.79	0.00	
ELECT.CHARGES 101 - 300 UNIT	P/UNIT	9.9	0.00	
ELECT.CHARGES 301 - 1000 UNIT	P/UNIT	15.63	0.00	
ELECT.CHARGES ABOVE 1000 UNIT	P/UNIT	17.71	0.00	
ELEC	PM	10.21	0.00	
GAS CHRg upto 3.3719 MMBTU	MMBTU	124.18	0.00	
GAS CHRg 3.3719 - 6.7438 MMBTU	MMBTU	248.37	0.00	
GAS CHRg 6.7438 - 10.1157 MMBTU	MMBTU	248.37	0.00	
GAS CHRg10.1157 - 13.4876 MMBTU	MMBTU	620.91	0.00	
GAS	PM	620.91	0.00	
GAS	PM	372.55	0.00	
KEROSENE OIL	LTR	104.56	-6.53	
FIREWOOD WHOLE	40 KG.	502.7	0.31	
FURNISHING HOUSE HOLD EQUIPMENTS				

Contd.

7.11 Intercity Consumer Prices December, 2014

		Value in Rupees		
Description	Unit	Average	% Change	
CHAIR SHESHAM WOOD WITH ARMS **	EACH	1868.91	0.34	
CHAIR PLASTIC (CHAIRMAN) AVERAGE QUALITY	EACH	745.67	0.76	
TABLE SHESHAM WOOD (4X2X5") ***	EACH	5314.1	0.00	
SOFASET WOODEN WITH FOAM SEAT **	SET	16460.8	0.15	
COT IRON (WITH NIWAR)AV.QLTY.	EACH	2097.29	0.18	
ALMIRAH (STEEL) 6'X3' 20 GUAGE	EACH	9539.3	0.16	
DINNING TABLE 6 CHAIRS A.QLTY	SET	19067.85	0.26	
SINGLE BED WITHOUT FOAM MED.	EACH	5807.59	0.05	
MATRESS SINGLE(4"THICK)	EACH	4805.17	0.05	
FARSHI DARI 12'X9' AV.QLTY	EACH	1256.56	0.40	
DARI COTTON (6'x2 1/2') AV.QL	EACH	573.81	0.00	
CARPET PLAIN AV. QLTY	SQFT.	39.65	0.00	
QUILT (LIHAF) 3 KG. COTTON	EACH	879.38	0.14	
BLANKET (90" x 54")	EACH	3301.27	2.03	
BEDSHEET SINGLE BED SUP.QLTY	EACH	596.26	0.68	
BED SHEET DOUBLE WITH TWO PILLOW COVERS SUP QLTY	SET	1162.84	1.58	
TOWEL(3'x2') AV. QALTY	EACH	234.97	0.00	
CEILING FAN 48" SUPER QLTY **	EACH	2991.63	0.00	
PEDESTAL FAN 22" SUPER QLTY	EACH	4042.5	0.00	
REFG. DAWLENCE 10 CFT. D.DOOR	EACH	30557.5	-0.07	
D-FREEZER WAVES 8 CFT.	EACH	29206.25	0.00	
AIRCONDITIONER 1.5 TON PEL	EACH	41552.5	0.00	
SPLIT AIR CONDITIONER 1.5 TON (SPECIFY BRAND NAME)	EACH	43876.25	0.00	
AIRCOOLER SUPER ASIA	EACH	11493.75	0.00	
WASHING MACHINE SINGER	EACH	15364.38	0.15	
SEWING MACHINE(SINGER)	EACH	5772.38	0.28	
GIZER LARGE SIZE 30 GALLON CAPACITY SUP QLTY	EACH	17514.38	0.46	
GAS BURNER DOUBLE SPFY.BRAND	EACH	1704.1	0.00	
ELECT. IRON PHILIPS MDL.1120	EACH	1713.46	0.29	
ELECTRIC JUICER FOR APPLE	EACH	5205.83	0.13	
S.STEEL DEGHCHI MEDIUM SIZE ***	EACH	594.32	0.11	
ALUMINIUM COOKING PAN (DEGCHI) MED SIZE	EACH	576.73	0.33	
NON STICK COOKING PAN (DEGCHI) SUP. QLTY	EACH	828.62	0.20	
FRYING PAN STEEL AVG. QLTY MED. SIZE	EACH	375.45	0.50	
TAWA IORN (MEDIUM SIZE) AVG. QLTY	EACH	303.77	0.31	
S.STEEL PLATE A.QLTY.(M.SIZE)	EACH	73.07	0.00	
TABLE SPOON S.STEEL SUP.QLTY.	DOZEN	359.08	0.03	
WATER SET JUG+6 GLASSES (OMROC)	SET	487.07	0.50	
TEA SET PAK. CHINAWARE 21 PCS.	SET	1737.25	0.80	
DINNER SET PLASTIC 72 PIECES SUPERIOR QLTY	SET	5080.99	0.72	
HOTPOT SET PLASTIC 3 PCS.	SET	1273.16	0.00	
BUCKET(BALTI) PLASTIC MED.SIZ	EACH	322.04	0.12	
LOTA PLASTIC (MED SIZE) AVERAGE QUALITY	EACH	51.59	0.55	
PRESURE COOKER 4 LTR.	EACH	1362.66	1.07	
WATER COOLER 9/10 LTR.PLASTIC ***	EACH	575.49	0.88	
THERMOS STARVAC 1 LTR	EACH	462.35	1.62	
BULB PHILIPS 100-WATTS	EACH	30.26	0.00	
TUBE LIGHT PHILIPS 40 WATTS	EACH	109.6	0.00	
ELECTRIC BLUBS "0" WATTE LOCAL	EACH	21.8	0.00	
ELECTRIC BLUB ENERGY SAVER 14 WATTS	EACH	157.75	0.00	
WASHING SOAP 250 GMS SPECIFY BRAND NAME	EACH	32.41	0.00	
SURF EXCEL 400 GMS POLY BAG	EACH	125	0.00	
WASHING POWDER 1000 GRM	EACH	183.13	0.00	
WASHING POWDER (WHEEL/ BONUS) 100 GRAMS	EACH	96.26	0.12	
CLEANSER POWDER VIM 1000 GM	PKT.	71.81	0.00	
FINIS 500 ML	BOTTLE	180.52	1.08	
PHNYLE TYPHONE/FINIS/CARRANITE 3 LITRES	BOTTLE	138.51	0.63	
HARPIC	BOTTLE	132.63	0.48	
BOOT POLISH CHERRY/KIWI 50ML	EACH	100.33	1.93	

Contd.

7.11 Intercity Consumer Prices December, 2014

Description	Unit	Value in Rupees	
		Average	% Change
ROBIN BLUE (35 GRAMS)	PKT.	38.72	0.00
TISSU PAPER PERFUMED 100 PCS.	PKT	99.52	0.22
TOILET PAPER ROLL (R.PETEL)	P/ROLL	36.68	0.00
BOOT POLISH LIQUID CHEERY BLOSSOM KIWI 75 ML	BOTTLE	131.25	0.00
MATCH BOX SMALL	EACH	1.67	0.00
DRY CELL 1.5 VOLT(LOCAL)	EACH	22.46	0.67
HAND STITCHING NEEDLE M.SIZE	PACKET	7.65	0.00
SEWING MACHINE NEEDLE (SINGER)	EACH	6.09	0.00
HOUSEHOLD SERVANT FEMALE P/T	P/MNTH	1780.94	0.07
MARRIAGE HALL WITH FURNITURE HEALTH	P/HEAD	108.99	0.12
SEPTRAN TABLETS	10TAB.	15.44	0.00
BRUFEN TABS 200-MG.	10TAB.	10.00	0.00
PANADOL TAB. EXTRA/PLAIN	10TAB.	10.00	0.00
DISPRIN TAB.	10TAB.	10.00	0.00
TRISIL TAB.	10 TAB	10.00	0.00
FLAGYL TAB. 200 MG.	10TAB.	10.00	0.00
VENTOLIN TAB. 2MG.	10TAB.	9.00	0.00
DAONIL TAB. 5 MG.	10TAB.	17.00	0.00
ENTOX TAB.	10TAB.	10.00	0.00
RENITEC TAB. 5 MG.	10TAB.	59.00	0.00
CAC. 1000 TAB	BOTTLE	122.00	0.00
AMOXIL CAPSOLE 250 MG.S	10CAP.	36.00	0.00
CALCIUM SYRUP SANDOZ	BOTTLE	64.00	0.00
LEDERPLEX SYRUP	BOTTLE	35.00	0.00
SANCOS SYRUP (50 ML.)	BOTTLE	30.00	0.00
PHENERGAN SYRUP 120 ML.	BOTTLE	33.00	0.00
CALPOL SYRUP 60 ML.	BOTTLE	28.00	0.00
HYDRYLLIN SYRUP 120 ML.	BOTTLE	64.85	0.46
POLYFAX EYE OINTMENT	TUBE	21.01	0.00
BETNESOL EYE DROPS	BOTTLE	33.89	0.00
EAR DROPS (CARDISPORINE) ***	BOTTLE	21.00	0.00
BETNOVATE-N OINTMENT 5 GMS	TUBE	16.00	0.00
BURNOL CREAM 30 GRM	TUBE	16.00	0.00
VICKS VAPORUB/BALM	BOTTLE	36.00	0.00
GLYCRINE SMALL BOTTLE	BOTTLE	22.69	0.44
JOUHAR JOSHANDA	PKT.	7.03	2.18
GALXOS-D (450 GRMS)	PKT.	158.20	0.00
GRIPE-WATER WOODWARDS	BOTTLE	51.94	3.88
SANIPLAST ONE PUTTY	EACH	1.85	0.00
O.R.S. (NIMCOL)	PKT.	15.63	2.16
DETTOL (MEDIUM)	BOTTLE	46.80	0.00
COTTON BANDAGE 2" - 4"	EACH	9.20	0.00
THERMOMETER CHINA	EACH	42.21	2.10
DOCTOR (MBBS) CLINIC FEE	P/PAT.	171.31	0.74
URINE TEST (DR) CHARGES	P/TEST	100.53	2.61
BLOOD TEST (CP) CHARGES	P/TEST	232.38	1.25
SUGAR TEST (RANDOM/FASTING BOTH) CHARGES	P/TEST	165.15	0.00
ECG CHARGES	P/TEST	226.23	0.00
X-RAY (CHEST) CHARGES	P/X-RAY	275.98	0.42
TRANSPORT			
CAR SUZUKI 800 CC (W/O. A/C)	EACH	645371.43	0.00
CAR SUZUKI 1000 CC	EACH	1065288.89	0.00
CAR TOYOTA 1300 CC	EACH	1629720	0.00
CAR HONDA CIVIC	EACH	2098315.79	0.00
MOTORCYCLE HONDA CD-70.	EACH	69685.9	0.07
MOTORCYCLE YAMAHA 100CC.	EACH	80060.29	0.00
MOTOR CYCLE HERO 70 CC	EACH	45448.53	0.00

Contd.

7.11 Intercity Consumer Prices December, 2014

Description	Unit	Value in Rupees	
		Average	% Change
BICYCLE WITH TYRES & TUBES	EACH	7440.71	0.12
TYRE CAR WITH TUBE GENERAL	EACH	3416.25	0.07
TYRE MOTOR CYCLE WITHOUT TUBE	EACH	1207.2	0.10
TYRE CYCLE SPECIFY BRAND NAME	EACH	374.08	0.34
TYRE CAR W/O TUBE	EACH	3261.88	0.42
PETROL SUPER	LITRE	84.53	-10.26
HIGH SPEED DIESEL HSD	LITRE	94.09	-7.03
CNG	K.G.	73.04	0.00
GAS CYLINDER STAND. SIZE	EACH	1421.19	-7.27
MOTOR CYCLE SERVICE CHARGES	EACH	256.83	0.12
CAR SERVICE CHARGES	EACH	332.32	0.19
TYRE PUNCTURE CHARGES	EACH	60.02	0.77
CYCLE OVERHAULING CHARGES	EACH	287.91	1.47
CAR TAX FOR 800CC TO 1300CC	YEARLY	1840.8	0.00
TRAIN FARE ECO. 1-100 KM.	P/KM.	0.71	0.00
TRAIN FARE ECO. 101-500 KM.	P/KM.	1.02	0.00
TRAIN FARE ECO. > 500 KM.	P/KM.	0.93	0.00
TRAIN FARE IST SLP. 1-100KM	P/KM.	2.18	0.00
TRAIN FARE IST SLP.101-500 KM	P/KM.	2.69	0.00
TRAIN FARE IST SLP. > 500 KM	P/KM.	2.07	0.00
TRAIN FARE A/C SLP. 1-100KM.	P/KM.	5.99	0.00
TRAIN FARE A/C SLP.101-500KM	P/KM.	4.77	0.00
TRAIN FARE A/C SLP > 500KM.	P/KM.	4.32	0.00
PLATEFORM TICKET	EACH	10	0.00
AUTO RICKSHAW FARES	KM/MIN	56.67	-2.53
FULL TONGA CHARGES	KM/MIN	61.68	0.00
TAXI 4 SEATER FARE	KM/MIN	80.26	0.00
BUS FARE MIN (WITHIN CITY)	TICKET	11.94	-3.55
BUS FARE MAX (WITHIN CIT	TICKET	21.17	-2.17
BUS FARE OUTSIDE CITY	P/KM.	0.9	-1.10
A/C BUS FARE OUTSIDE CITY	P/KM.	1.41	-0.70
MINIBUS FARE MIN.WITH IN CITY	TICKET	14.64	5.86
MINIBUS FARE MAX.WITH IN CITY	TICKET	22.2	-2.20
SUZUKI FARE MIN.WITH IN CITY	TICKET	11.19	-2.86
SUZUKI FARE MAXIMUM W.IN CITY	TICKET	18.93	2.32
AIR FARE ECONOMY CLASS.	P/KM.	19.26	0.00
COMMUNICATION			
POSTAL ENVELOPE DOMESTIC	EACH	8.00	0.00
ENVELOPE FOR SAUDI ARABIA	EACH	49.63	0.00
POSTAL REGISTRATION CHARGES	EACH	28.00	0.00
U.M.S. REG CHARGES MIN.	EACH	58.18	0.00
T.C.S. CH. MIN.WITH IN ZONE	EACH	128.88	7.73
TELEPHONE CHARGES LOCAL CALL	P/CALL	3.94	0.00
TEL CHARGES OUT SIDE CITY	P/CALL	3.94	0.00
INTERNET CHARGES	P/HOUR	28.21	1.37
MOBILE CELL CHARGES	P/UNIT	3.07	0.00
FAX CHARGES (LOCAL)	P/PAGE	17.38	1.46
TELEPHONE SET AV. QLTY	EACH	749.45	0.04
MOBILE SET NOKIA/SONY/ERICSON/SAMSUNG WITHOUT CAMERA	EACH	2782.40	0.00
RECREATION AND CULTURE			
T.V. 20" COLORED WEGA H-A21.	EACH	19452.71	0.03
T.V 20" COLOR CHINA/KORIA)	EACH	11280.21	0.00
V.C.P. PANASONIC/LG/NAT	EACH	5436.31	0.00
DVD/VCD PLAYER PANASONIC/LG	EACH	4163.58	0.00
RADIO WITH C.PLAYER NATIONAL	EACH	2221.47	0.00
PERSONNEL COMPUTER (BRANDED)	EACH	43315.5	0.00
VID. CASSETTE BLK. TDK/SONY	EACH	144.9	0.00
COM. C.D. (TDK/IMATION)	EACH	53.52	0.24
TAPE RECORDER CASSETTE BLANK	EACH	46.65	0.28

Contd.

7.11 Intercity Consumer Prices December, 2014

Description	Unit	Value in Rupees	
		Average	% Change
VIDEO GAME SEGA 16 BYTE	EACH	1273.53	0.58
CINEMA A/C. HIGH CLASS	TICKET	82.98	0.00
CINEMA NON-A/C HIGH CLASS	TICKET	52.42	0.00
CABLE CHARGES	PER MONT	290.63	0.00
TV.LICENCE FEE DOMESTIC	YEARLY	420	0.00
ENGLISH BOOK CLASS V1	EACH	66.07	0.00
ENGLISH BOOK CLASS IX OR X	EACH	94.76	0.00
ENG. BOOK IST.YR COMPLETE SET	EACH	86.38	0.00
ENGLISH BOOK BA/B.SC	EACH	163.25	0.00
URDU BOOK CLASS V (T.B.BORD)	EACH	69.52	0.00
URDU BOOK CLASS IX/X(T.B.B)	EACH	101.19	0.00
URDU BOOK IST.YEAR/INTER	EACH	58.31	0.00
URDU BOOK BA/B.SC	EACH	144.5	0.00
MATHS BOOK CALSS V (T.B.B)	EACH	71.98	0.00
MATHS BOOK CLASS IX OR X	EACH	194.97	0.00
MATHS BOOK IST.YEAR (T.B.B)	EACH	145.04	0.00
PAKISTAN STUDIES BOOK BA/B.SC	EACH	150.5	0.00
DAILY "DAWN"	P/COPY	19	0.00
DAILY "JANG"	P/COPY	12	0.00
DAILY "NAWA-E-WAQT"	P/COPY	12	0.00
WEEKLY "AKHBAR-E-JAHAN"	P/COPY	55	0.00
WEEKLY "MAG"	P/COPY	45	0.00
MONTHLY "NAUNEHAL DIGEST"	P/COPY	35	0.00
PAPER FOOLSCAPE (27"x17")	QUIRE	37.71	0.00
EXERCISE.BOOK LINED 80/100 PGS	EACH	44.8	0.13
PENCILGOLDFISH/DEER	EACH	5.9	0.00
PEN INK DOLLOR 57 ML BOTTLE	EACH	21.25	0.00
PHOTOSTATE PAPER 70 GM	PRT	344.46	0.00
BALL PEN (local)	EACH	6.06	0.00
FOUNTAIN PEN HERO/WINGS/CHINA	EACH	42.20	0.31
EDUCATION			
PRIVATE SCHOOL FEE ENGLISH MEDIUM AVERAGE STANDARD (CLASS I)	PER MONTH	1158.76	0.00
PRIVATE SCHOOL FEE ENGLISH MEDIUM AVERAGE STANDARD (CLASS V)	PER MONTH	1287.94	0.00
PRIVATE SCHOOL FEE ENGLISH MEDIUM AVERAGE STANDARD (CLASS VI	PER MONTH	1393.85	0.00
PRIVATE SCHOOL FEE ENGLISH MEDIUM AVERAGE STANDARD (CLASS X)	PER MONTH	1642.53	0.00
PRIVATE MEDICLE COLLEGE FEE MBBS (IST YEAR)	PER MONTH	44426.99	0.00
PRIVATE ENGINEERING COLLEGE FEE (ISTR YEAR)	PER MONTH	11971.7	0.00
GOVT. COLLEGE FEE IST. YEAR	MONTH	44.99	0.00
GOVT. COLLEGE FEE 4TH. YEAR	MONTH	59.03	0.00
GOVT. UNIVERSITY FEE MSC.	MONTH	401.64	0.00
GOVT. MED. COLLEGE FEE MBBS	MONTH	1302.55	0.00
GOVT. ENGG. COLL. FEE I YEAR	MONTH	1082.49	0.00
COACHING FEE FOR CLASS IX/X	PER MONTH	1165.4	0.00
COACHING CHARGES FOR CLASS IST YEAR/INTER (SCIENCE)	PER MONTH	1678.96	0.00
COACHING CHARGES FOR CLASS IST YEAR/INTER (COMMERCE)	PER MONTH	1425.28	0.00
I.T. TUITION FEES	PER MONTH	2448.1	0.00
MBA TUITION FEES	PER MONTH	6285.11	0.00
RESTAURANTS AND HOTELS			
BREAD TANDOORI ST. SIZE	EACH	7.61	0.40
COOKED MUTTON (AV. HOTEL)	PLATE	137.33	0.67
COOKED BEEF (AV. HOTEL)	PLATE	83.86	0.59
COOKED DAL (AV. HOTEL)	PLATE	49.69	1.08
CHICKEN BIRYANI FULL/DOUBLE	PLATE	124.55	0.79
TEA PREPARED (ORDINARY)	CUP	18.26	0.94
MISCELLANEOUS GOODS AND SERVICES			
HAIRCUT CHARGES FOR MEN	P/CUT	70.72	0.00
BEAUTY PORL HAIR STYL CHARGE	P/STY.	264.18	1.44

Contd.

7.11 Intercity Consumer Prices December, 2014

Description	Unit	Value in Rupees	
		Average	% Change
SHAVING CHARGES	PER SHV	37.58	0.08
LIPSTICK S.MISS/MEDORA	EACH	105.00	0.11
NAIL POLISH S.MISS/MEDORA	EACH	85.56	0.59
PERFUME MED.SIZE MEDORA/BROACH	EACH	161.32	1.89
HAIR-OIL AMLA/CHAMBELI	BOTTLE	107.25	0.23
TOILET SOAP LUX 95 GRAMS	EACH	40.38	0.00
TOILET SOAP LIFEBOUY 140 GRM	EACH	36.00	0.00
TOILET SOAP SAFEGUARD BATH SIZE	EACH	47.75	0.00
TOOTHPASTE MACKLINES 70 GRM	EACH	50.00	0.00
TOOTHPAST MED SIZE CLGATE 70 GMS	EACH	61.40	0.00
TOOTHBRUSH SHEILD A/PLAUQUE	EACH	38.98	0.00
TOOTHPOWDER DENTONIC 90 GRM	EACH	26.09	0.73
HAIR-COLOUR BEGIN (6 GMS)	EACH	94.18	0.14
HAIR COLOUR (KALAKOLA)	BOTTLE	123.13	0.82
FACECREAM PONDS (MEDIUM)	EACH	111.88	0.45
TALC POWDER VICE ROAY,B.CAT	EACH	132.38	0.19
BLADE TREET ORDINARY 10'S	PKT.	33.64	0.00
BLADE 7-O-CLOCK STAIN. 5'S	PKT.	33.35	0.00
SHAMPOO SUNSILK/PAINTIN 100 ML	BOTTLE	108.25	0.00
BEAUTY CREAM (FAIR & LOVELY)	EACH	125.08	0.00
HAIR REMOVING CREAM (EU-CREAM)	TUBE	60.81	0.00
GEL MEDIUM SIZE	BOTTLE	89.13	0.15
DISPOSABLE RAZOR GILLET-II	EACH	39.45	0.31
SHAVING CREAM TOUCH-ME/ADM.	EACH	59.63	0.00
GOLD TEZABI 24 CT	10 GM.	40834.31	-0.28
SILVER TEZABI 24 CT	10 GM.	645.60	0.51
ARTIFICIAL JEWELLARY SET	SET	687.62	0.27
WRIST WATCH GENTS CITIZEN (ORIGINAL) ***	EACH	3418.39	0.00
WRIST WATCH LADIES CITIZEN (ORIGINAL) ***	EACH	3408.75	0.00
WALL CLOCK QUARTZ AV.QLTY	EACH	528.02	0.00
SUITCASE REXIN (24"x16"x6")	EACH	1063.13	0.12
TRUNK MEDIUM SIZE ***	EACH	1565.04	0.00
PURSE LADIES (LEATHER) AVERAGE QUALITY	EACH	659.28	0.00

8. PUBLIC FINANCE

8.1 Customs Revenue Receipts

(Million Rupees)

S.No.	Description	Annual				
		2009-10	2010-11	2011-12	2012-13	2013-14
1	Meat, fish and their preparations	41.12	54.90	93.75	151.69	253.87
2	Milk, butter, cheese and honey	1370.56	2769.09	2478.59	2235.00	2879.15
3	Fruits, nuts and vegetables	1340.92	1265.68	1427.16	1554.43	2368.46
4	Coffee, nuts and vegetables	2736.07	3542.19	3547.64	3730.56	3713.70
5	Oil-seeds and miscellaneous fruits	100.26	150.60	120.73	146.20	176.67
6	Vegetable plaiting materials	442.08	472.21	616.43	868.55	998.91
7	Animal and vegetable fats and oil	15512.16	17262.76	18417.04	20247.00	20658.72
8	Sugar and confectionery	211.88	285.07	372.89	291.17	383.73
9	Edible, preparation of cereal & vegetables	2452.93	2862.84	2916.04	3099.12	3991.29
10	Beverages, spirits and vinegars	160.84	221.28	192.14	176.65	179.36
11	Residues on waste from the food industries prepared animal fodder	91.93	61.26	53.16	59.44	141.58
12	Tobacco	256.98	494.52	251.94	144.14	213.57
13	Mineral, fuel, oils and products thereof	19021.22	21401.96	19140.05	20398.80	16760.58
14	Chemicals and chemical products	6666.36	6870.42	6798.82	7327.76	8239.32
15	Pharmaceutical products	1429.65	1565.36	1822.78	1893.71	2111.88
16	Dyes, colours, paints and varnishes	2418.02	2681.43	2538.32	2671.14	3611.13
17	Perfumery, soap and toilet preparations	4303.13	4908.71	3912.94	3778.08	4894.55
18	Albuminoidal substances modified starches gulsenzymes	174.67	196.53	202.99	215.36	287.14
19	Matches and other explosives	34.88	39.84	22.32	22.61	25.30
20	Photographic and cinematographic goods	1250.49	1336.10	1178.39	1254.43	1583.89
22	Rubber and articles thereof	1710.06	2147.93	2352.45	8820.77	2395.14
23	Leather articles and footwear	1139.60	1835.37	1937.81	2143.80	2051.86
24	Wood & articles of wood wood charcoal	481.10	552.34	557.80	2010.44	542.99
25	Wood, paper and stationery	5001.87	7423.54	6730.50	475.48	6085.09
26	Silk yarn and fabrics	146.12	205.57	130.81	5357.43	139.29
27	Fabrics of wool, flax ramle metal vegetable	262.87	394.64	473.08	136.97	706.41
28	Cotton, Textile fabrics, Paper Yarn	91.55	340.77	786.13	490.74	2065.56
29	Yarn and fabrics of man-made fiber	4072.87	7666.13	7616.66	1422.08	8773.16
30	Carpets & other floor covering	289.14	345.04	432.76	6523.28	285.80
31	Special Woven Fabrics and Variety (58)	222.49	388.49	434.56	274.42	352.95
31	Plastic and articles thereof	7219.28	8831.53	8807.12	349.73	11055.67
32	Textile articles including knitted & crocheted goods	1323.39	2142.72	2254.15	1969.33	2627.81
33	Other madeup textile articles, set worm clothing & textile articles rugs	762.91	1255.90	1336.37	1093.49	1375.49
34	Glass and earthen-ware	2794.13	3132.55	3522.41	3198.22	4459.56
35	Precious metal, stones, pearls & imitation jewellery	90.78	95.09	28.71	40.01	65.58
36	Iron and steel manufactures	10920.60	9677.83	10048.48	10545.65	9211.16
37	Metals other than gold,silver,iron & steel	999.53	1386.38	1144.22	1253.23	1866.33
38	Cutlery, tools articles of base metals	847.20	1038.53	1002.80	1015.61	1324.08
39	Machinery and mechanical appliances	10468.17	10928.56	11605.92	12362.55	13742.20
40	Electric machinery and equipment	9442.90	9528.38	9928.03	10396.39	11325.52
41	Railway and tramway plant and rolling stock	29.06	25.04	125.87	393.05	447.75
42	Motor and other vehicles	25234.13	28097.49	43090.45	42305.56	36314.43
43	Ships, boats and aircraft's	60.68	136.17	117.96	108.57	79.44
44	Clocks and watches and parts thereof	56.51	66.18	47.19	60.14	66.04
45	Arms and ammunitions	371.66	498.63	464.96	507.58	317.19
46	Toys, games and sports goods	408.91	416.83	324.33	278.43	346.34
47	Sub-total (1 to 46)	144463.66	167000.38	181405.65	183798.79	191495.64
48	All other articles	22808.02	26179.32	46869.49	66022.29	58234.50
49	Gross Collection (47 to 48)	167271.68	193179.70	228275.14	249821.08	249730.14
50	Refund & Rebates	5782.91	8527.42	8453.67	10362.12	8731.76
51	Net collection (54-55)	161488.77	184652.28	219821.47	239458.96	240998.38
52	Total imports duty	156554.36	179722.75	213285.30	...	233783.87
53	1 % Ware House Charges	995.88	1598.29	1660.09	...	1182.93
54	Miscellaneous	2987.49	3636.25	3870.35	...	4469.01
55	Export duties	862.40	390.71	471.07	...	475.78
56	25% Export Development Charges	3691.55	5174.30	5291.13	...	6119.22
57	Regularity Duty	2179.98	2544.84	2111.14	...	3699.32

Contd.

8.1 Customs Revenue Receipts

(Million Rupees)

S.No.	Description	Monthly			
		Dec, 2013	Jan,2014	Feb,2014	Mar,2014
1	Meat, fish and other preparations	35.35	32.94	22.62	16.70
2	Milk, Butter, Cheese and Honey	288.16	312.07	277.82	266.93
3	Fruits, nuts and vegetables	148.76	194.20	193.84	234.99
4	Coffee, nuts and vegetables	299.14	385.08	385.55	358.68
5	Oil-seeds & miscellaneous fruits	20.07	22.27	11.37	10.63
6	Vegetable plaiting Materials	88.52	99.57	92.50	110.75
7	Animal and vegetable fats and oil	1595.33	1819.06	1449.54	1567.08
8	Sugar and confectionery	26.43	39.63	42.82	35.96
9	Edible, preparation of cereals and vegetables	295.98	435.62	319.72	395.18
10	Beverages, spirits and vinegars	6.47	24.03	12.86	14.23
11	Residues an Waste from the food industries, Prepared animal fodder	4.20	10.15	8.58	19.59
12	Tobacco	15.07	17.14	13.29	21.65
13	Minerals, fuel, oils and products thereof	1582.01	978.80	2048.10	1258.04
14	Chemicals and chemicals products	666.24	756.28	703.27	805.69
15	Pharmaceutical products	207.02	173.60	161.30	188.93
16	Dyes, colours, paints and varnishes	315.44	350.96	311.48	308.93
17	Perfumery, soap and toilet preparations	349.31	461.16	450.68	461.02
18	Albuminoidal substances modified starches, glues,enzymes	21.36	28.41	27.11	27.06
19	Matches and other explosives	0.21	2.51	0.22	1.84
20	Photographic and cinematographic goods	124.81	137.66	151.16	130.31
21	Plastic and articles thereof	890.11	1050.62	978.07	1004.41
22	Rubber and articles thereof	225.18	242.94	211.04	179.29
23	Leather articles and footwear	141.43	150.31	223.06	61.62
24	Wood & articles of wood; wood charcoal	60.07	41.45	44.14	46.41
25	Wood, paper and stationery	476.82	500.87	545.86	540.89
26	Silk yarn and fabrics	10.44	9.32	18.38	6.77
27	Fabrics of Wool, flax, ramle metal, vegetable	48.16	72.87	79.65	50.92
28	Cotton, textile, fibre & other paper & veg yarn	165.49	146.52	167.00	108.81
29	Yarn and fabrics of man-made fiber	697.47	946.53	840.26	732.85
30	Carpets & other floor covering	19.07	26.10	22.77	32.97
31	Special Woven Fabrics and Variety	29.07	31.82	25.48	23.82
32	Textile articles including knitted & crocheted goods	251.86	256.56	247.26	179.93
33	Other made up textile articles;set;worn colothing & textile articles;rugs	152.15	148.64	105.74	100.54
34	Glasses and earthen/ware	371.61	465.09	431.32	352.24
35	Precious metals,stones,pearls & imitation jewellery	4.03	4.30	5.50	3.47
36	Iron & steel manufactures thereof	720.18	855.07	634.79	830.21
37	Metals other than gold, silver, iron & steel	144.23	206.34	224.91	201.53
38	Cutlery, tools articles of base metals	91.37	141.08	124.87	107.49
39	Machinery and mechanical appliances	1111.75	1277.62	1341.85	1153.93
40	Electric machinery and equipment	887.17	989.67	928.40	919.89
41	Railway and tramway plant and rolling stock	19.56	53.35	5.88	7.52
42	Motor and other vehicles	2443.91	3670.28	2917.22	3473.89
43	Ships, boats and Air crafts	3.89	3.06	1.27	2.21
44	Clocks, watches and parts thereof	8.57	5.90	4.46	6.75
45	Arms and ammunitions	34.53	23.09	36.83	26.03
46	Toys, games and sports goods	29.49	33.66	28.70	17.31
47	Sub total (1 to 46)	15127.49	17634.20	16878.54	16405.89
48	All other articles	8146.06	2214.31	1811.52	6609.20
49	Total Import Duty	22100.53	18631.65	17053.20	21670.70
50	Warehouse Charges	113.87	96.82	101.20	99.04
51	Regularity Duty	188.38	255.12	566.26	160.35
52	Miscellienous	293.72	273.14	394.76	507.01
53	0.25 % Export Development Charges	529.47	533.45	521.79	524.33
54	Export Duties	47.56	58.30	52.83	53.75
55	Gross	23273.54	19848.48	18690.04	23015.18
56	Refund	37.27	19.96	15.34	21.85
57	Rebate	742.89	897.15	799.51	625.33
58	Refund & Rebate	780.16	917.11	814.85	647.18
59	Net	22493.38	18931.37	17875.19	22368.00

Contd.

8.1 Customs Revenue Receipts

(Million Rupees)

S.No	Description	Monthly			
		Apr,2014	May,2014	Jun,2014	Jul,2014
1	Meat, fish and other preparations	22.21	14.05	14.84	12.98
2	Milk, Butter, Cheese and Honey	133.68	282.79	271.74	427.71
3	Fruits, nuts and vegetables	305.55	194.91	189.68	262.03
4	Coffee, nuts and vegetables	308.61	303.36	351.35	283.77
5	Oil-seeds & miscellaneous fruits	8.11	12.78	28.60	19.74
6	Vegetable plaiting Materials	83.51	46.12	50.11	58.24
7	Animal and vegetable fats and oil	1802.42	1344.88	2585.21	1352.52
8	Sugar and confectionery	36.4	43.77	39.63	43.18
9	Edible, preparation of cereals and vegetables	436.68	310.4	360.69	423.37
10	Beverages, spirits and vinegars	16.83	30.13	17.87	17.77
11	Residues an Waste from the food industries, Prepared animal fodder	16.22	7.27	42.13	250.55
12	Tobacco	15.72	3.74	29.26	4.64
13	Minerals, fuel, oils and products thereof	575.51	1854.4	1719.55	404.45
14	Chemicals and chemicals products	794.45	757.32	666.81	755.49
15	Pharmaceutical products	201.58	191.63	153.68	190.44
16	Dyes, colours, paints and varnishes	326.89	345.83	346.80	344.16
17	Perfumery, soap and toilet preparations	474.55	536.36	449.51	449.21
18	Albuminoidal substances modified starches, glues,enzymes	34.66	24.68	26.33	43.94
19	Matches and other explosives	12.72	0.07	0.07	0.34
20	Photographic and cinematographic goods	144.13	113.82	144.56	146.92
21	Plastic and articles thereof	980.76	1103.6	1136.35	1052.05
22	Rubber and articles thereof	192.31	171.73	223.08	236.40
23	Leather articles and footwear	119.87	190.13	248.47	224.64
24	Wood & articles of wood; wood charcoal	60.84	49.56	55.75	50.18
25	Wood, paper and stationery	555.57	603.56	603.37	605.24
26	Silk yarn and fabrics	12.75	12.36	21.48	21.54
27	Fabrics of Wool, flax, ramle metal, vegetable	73.59	81.25	74.03	74.60
28	Cotton, textile, fibre & other paper & veg yarn	266.55	317.3	113.25	72.30
29	Yarn and fabrics of man-made fiber	854.56	831.16	790.60	1090.82
30	Carpets & other floor covering	28.18	30.54	23.80	26.47
31	Special Woven Fabrics and Variety	29.42	36.08	34.21	41.96
32	Textile articles including knitted & crocheted goods	219.66	275.75	276.07	246.39
33	Other made up textile articles;set;worn colothing & textile articles;rugs	95.37	108.31	110.79	86.55
34	Glasses and earthen/ware	428.19	418.61	396.39	477.58
35	Precious metals,stones,pearls & imitation jewellery	5.95	5.57	12.63	9.93
36	Iron & steel manufactures thereof	875.39	1062.45	1009.74	926.77
37	Metals other than gold, silver, iron & steel	141.58	172.24	161.12	162.86
38	Cutlery, tools articles of base metals	117.84	131.5	140.52	136.48
39	Machinery and mechanical appliances	1197.33	1320.77	1311.33	1290.88
40	Electric machinery and equipment	938.05	1161.31	1616.02	1772.51
41	Railway and tramway plant and rolling stock	216.85	2.1	102.07	197.67
42	Motor and other vehicles	3010.08	2849.85	4154.50	2490.15
43	Ships, boats and Air crafts	3.98	4.22	33.74	17.44
44	Clocks, watches and parts thereof	5.70	7.62	4.21	4.33
45	Arms and ammunitions	52.06	16.93	38.82	12.76
46	Toys, games and sports goods	34.19	37.08	38.82	41.25
47	Sub total (1 to 46)	16267.05	17419.89	20219.58	16861.20
48	All other articles	6609.31	4302.29	12152.68	1053.88
49	Total Import Duty	17630.14	20353.8	30091.19	16880.19
50	Warehouse Charges	108.59	97.63	71.64	51.06
51	Regularity Duty	355.07	267.08	362.43	374.05
52	Miscellienous	348.68	439.57	1199.07	206.77
53	0.25 % Export Development Charges	489.93	509.18	557.62	392.42
54	Export Duties	41.48	54.93	90.28	10.59
55	Gross	18973.89	21722.19	3272.23	17915.08
56	Refund	15.66	17.99	45.48	97.21
57	Rebate	550.22	535.5	167.88	1038.57
58	Refund & Rebate	565.88	553.49	213.36	1135.78
59	Net	18408.01	21168.70	3058.87	16779.30

Contd.

8.1 Customs Revenue Receipts

(Million Rupees)

S.No	Description	Monthly			
		Aug,2014	Sep.,2014	Oct,2014	Nov, 2014
1	Meat, fish and other preparations	19.81	26.68	30.89	31.99
2	Milk, Butter, Cheese and Honey	272.58	179.07	345.79	325.24
3	Fruits, nuts and vegetables	175.33	253.75	298.69	233.24
4	Coffee, nuts and vegetables	310.15	403.13	370.42	277.03
5	Oil-seeds & miscellaneous fruits	182.22	171.81	67.77	119.20
6	Vegetable plaiting Materials	64.24	68.06	76.25	70.06
7	Animal and vegetable fats and oil	1828.05	2104.21	1855.01	1806.09
8	Sugar and confectionery	42.42	39.95	37.47	39.22
9	Edible, preparation of cereals and vegetables	425.45	407.18	433.37	405.91
10	Beverages, spirits and vinegars	26.71	27.21	7.07	13.02
11	Residues an Waste from the food industries, Prepared animal fodder	252.85	384.32	139.78	293.21
12	Tobacco	10.17	32.90	9.95	10.62
13	Minerals, fuel, oils and products thereof	1612.87	1538.05	1554.15	1696.47
14	Chemicals and chemicals products	857.95	867.72	946.05	790.64
15	Pharmaceutical products	225.55	229.62	210.96	242.59
16	Dyes, colours, paints and varnishes	399.82	317.39	278.21	240.00
17	Perfumery, soap and toilet preparations	574.62	539.57	591.89	499.55
18	Albuminoidal substances modified starches, glues,enzymes	44.39	36.97	45.80	39.18
19	Matches and other explosives	0.18	0.36	1.86	1.50
20	Photographic and cinematographic goods	170.59	157.64	154.68	109.42
21	Plastic and articles thereof	1235.66	1035.36	1029.67	1035.43
22	Rubber and articles thereof	306.82	303.35	274.98	250.11
23	Leather articles and footwear	183.57	339.28	258.17	188.61
24	Wood & articles of wood; wood charcoal	61.16	64.98	56.27	71.37
25	Wood, paper and stationery	716.91	806.02	722.50	671.38
26	Silk yarn and fabrics	19.81	22.04	24.48	26.21
27	Fabrics of Wool, flax, ramle metal, vegetable	76.38	85.35	91.14	71.84
28	Cotton, textile, fibre & other paper & veg yarn	56.99	61.44	71.51	85.58
29	Yarn and fabrics of man-made fiber	1077.94	1011.16	993.00	899.77
30	Carpets & other floor covering	24.07	24.61	24.42	23.04
31	Special Woven Fabrics and Variety	43.70	43.95	37.91	41.78
32	Textile articles including knitted & crocheted goods	258.34	355.29	368.43	314.24
33	Other made up textile articles;set;worn colothing & textile articles;rugs	142.87	147.60	128.63	140.84
34	Glasses and earthen/ware	474.52	514.30	453.06	437.63
35	Precious metals,stones,pearls & imitation jewellery	6.06	5.62	10.76	9.07
36	Iron & steel manufactures thereof	1198.61	1341.61	1155.63	1114.59
37	Metals other than gold, silver, iron & steel	226.02	201.35	202.87	160.54
38	Cutlery, tools articles of base metals	126.66	133.03	124.70	121.93
39	Machinery and mechanical appliances	1462.62	1604.48	1530.84	1598.54
40	Electric machinery and equipment	2272.13	2327.26	1877.58	1813.17
41	Railway and tramway plant and rolling stock	76.66	18.70	133.19	10.50
42	Motor and other vehicles	3913.49	4299.60	3895.38	3663.75
43	Ships, boats and Air crafts	109.90	125.67	87.13	94.16
44	Clocks, watches and parts thereof	4.14	5.38	4.29	6.14
45	Arms and ammunitions	44.37	50.76	25.90	32.87
46	Toys, games and sports goods	31.84	36.31	31.17	29.42
47	Sub total (1 to 46)	21647.20	22750.09	21069.67	20156.68
48	All other articles	1112.05	4378.10	1506.27	2492.11
49	Total Import Duty	21536.14	25195.40	21263.33	21421.55
50	Warehouse Charges	60.90	81.84	76.79	72.97
51	Regularly Duty	409.68	448.88	394.35	388.60
52	Miscellaneous	234.30	836.78	269.70	287.83
53	0.25 % Export Development Charges	491.84	537.22	504.42	453.38
54	Export Duties	26.39	28.06	67.32	35.93
55	Gross	22759.25	27128.18	22575.91	22660.26
56	Refund	23.30	137.90	3.67	60.71
57	Rebate	1060.12	922.04	746.40	672.19
58	Refund & Rebate	1083.42	1059.94	750.07	732.90
59	Net	21675.83	26068.24	21825.84	21927.36

Federal Board of Revenue, Islamabad.

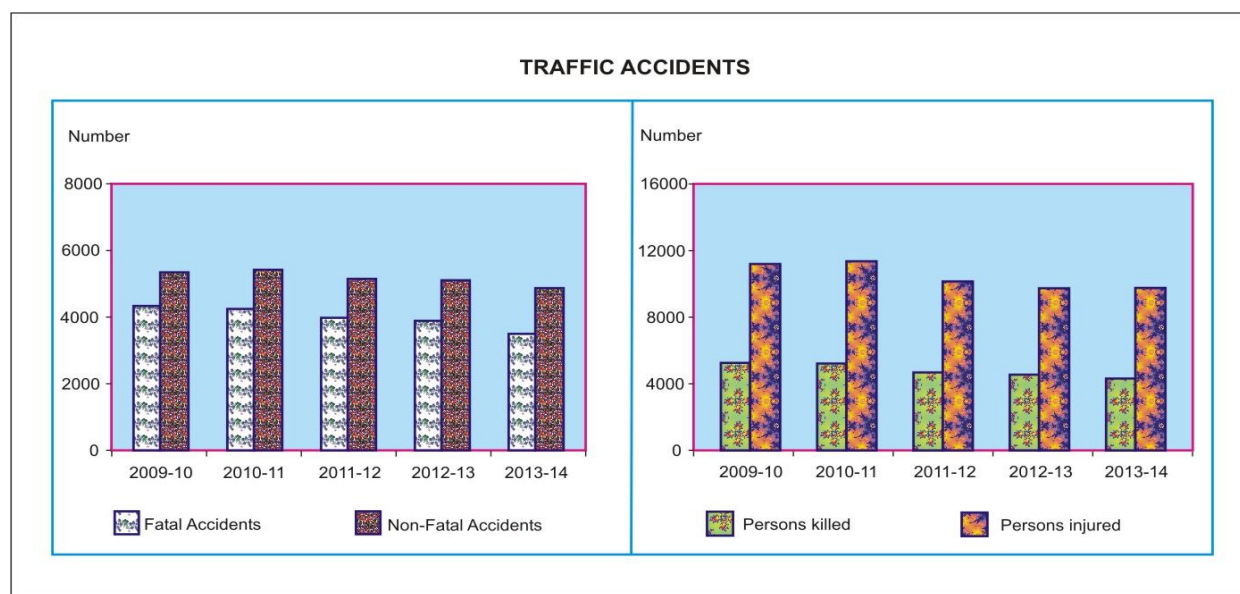
9. SOCIAL

9.1 Data on Traffic Accidents

Year/Month	Total Number of Accidents	Accident		Persons		Total Number of Vehicles Involved
		Fatal	Non - Fatal	Killed	Injured	

PAKISTAN

2009-10	9747	4378	5369	5280	11173	10496
2010-11	9723	4280	5443	5271	11383	10822
2011-12	9140	3966	5174	4758	10145	9986
2012-13*	8988	3884	5104	4719	9710	9876
2013-14*	8359	3500	4859	4348	9777	9423
2013 Dec	717	326	391	381	810	802
2014 Jan	723	329	394	392	807	791
Feb	504	199	305	258	643	561
Mar	526	217	309	290	654	611
Apr	607	235	372	331	759	705
May	617	231	386	311	773	730
Jun	712	291	421	377	905	821
Jul	674	265	409	336	752	778
Aug	613	246	367	310	855	699
Sep	606	245	361	284	732	695
Oct	771	312	459	376	1012	896
Nov	609	280	329	388	862	711
Dec	628	252	376	291	730	723



Note: Data from July, 2012 onward includes ICTs.

* Included Islamabad

Contd.

9.1 Data on Traffic Accidents

Year/Month	Total Number of Accidents	Accident		Persons		Total Number of Vehicles Involved
		Fatal	Non - Fatal	Killed	Injured	
2012-13	201	107	94	109	180	212
2013-14	256	120	136	132	206	256
ISLAMABAD						
2013 Dec	18	9	9	12	16	18
2014 Jan	21	14	7	17	36	21
Feb	16	5	11	5	20	16
Mar	13	5	8	5	13	13
Apr	24	10	14	12	23	24
May	22	8	14	8	18	22
Jun	20	11	9	11	13	20
Jul	17	12	5	13	17	18
Aug	9	5	4	6	6	9
Sep	10	4	6	4	8	10
Oct	22	9	13	10	19	22
Nov	20	10	10	11	12	20
Dec	20	8	12	8	12	20
PUNJAB						
2009-10	5344	2590	2754	3083	5856	5344
2010-11	5420	2591	2829	3167	5809	5420
2011-12	4990	2361	2629	2888	5071	4990
2012-13	4587	2213	2374	2692	4515	4587
2013-14	3696	1717	1979	2145	3941	3696
2013 Dec	327	170	157	207	355	327
2014 Jan	350	178	172	217	394	350
Feb	203	93	110	136	252	203
Mar	233	102	131	123	295	233
Apr	258	106	152	135	232	258
May	235	101	134	145	273	235
Jun	267	118	149	158	290	267
Jul	235	113	122	140	216	235
Aug	229	105	124	126	272	229
Sep	233	112	121	134	306	233
Oct	324	145	179	169	430	324
Nov	223	116	107	149	317	223
Dec	249	108	141	128	296	249
SINDH						
2009-10	1465	883	582	1031	1261	1580
2010-11	1270	758	512	927	1071	1541
2011-12	1054	681	373	756	681	1121
2012-13	935	582	353	696	637	960
2013-14	945	613	332	791	893	1103
2013 Dec	97	59	38	66	59	103
2014 Jan	79	53	26	59	54	92
Feb	66	39	27	50	42	83
Mar	70	43	27	56	62	88
Apr	66	42	24	98	158	92
May	72	45	27	55	83	113
Jun	70	47	23	70	136	91
Jul	72	46	26	60	51	84
Aug	65	44	21	62	48	78
Sep	75	49	26	56	53	94
Oct	55	41	14	54	54	62
Nov	69	45	24	105	108	84
Dec	76	48	28	53	84	94

Contd.

9.1 Data on Traffic Accidents

Year/Month	Total Number of Accidents	Accident		Persons		Total Number of Vehicles Involved
		Fatal	Non - Fatal	Killed	Injured	
KHYBER P.K.						
2009-10	2559	712	1847	921	3560	3128
2010-11	2722	773	1949	986	4153	3479
2011-12	2772	785	1987	953	3913	3501
2012-13	2968	846	2122	1059	4016	3736
2013-14	3120	877	2243	1033	4257	3934
2013 Dec	250	74	176	82	351	322
2014 Jan	252	71	181	83	303	306
Feb	199	50	149	52	292	233
Mar	184	50	134	59	253	239
Apr	230	61	169	70	306	298
May	261	67	194	91	360	328
Jun	320	99	221	114	396	388
Jul	326	83	243	112	444	411
Aug	277	78	199	102	491	345
Sep	257	67	190	75	321	314
Oct	343	103	240	116	449	450
Nov	280	95	185	108	395	362
Dec	256	72	184	85	294	325
BALUCHISTAN						
2009-10	379	193	186	245	496	444
2010-11	311	158	153	191	350	382
2011-12	324	139	185	161	480	374
2012-13	297	136	161	163	362	381
2013-14	342	173	169	247	480	434
2013 Dec	25	14	11	14	29	32
2014 Jan	21	13	8	16	20	22
Feb	20	12	8	15	37	26
Mar	26	17	9	47	31	38
Apr	29	16	13	16	40	33
May	27	10	17	12	39	32
Jun	35	16	19	24	70	55
Jul	24	11	13	11	24	30
Aug	33	14	19	14	38	38
Sep	31	13	18	15	44	44
Oct	27	14	13	27	60	38
Nov	17	14	3	15	30	22
Dec	27	16	11	17	44	35

Source: Provincial Police Departments & ICT Police.

9.2 Data on Telecommunication 2014

Months	Distribution of Cellular Mobile Subscribers					
	Total	Moblink	Zong	Ufone	Telenor	Warid
Jan	133606004	37617798	24366879	25033285	33748975	12839067
Feb	134609592	37775100	24901387	24557841	34491019	12884245
Mar	136469886	38154534	25594413	24570563	35210948	12939428
Apr	137683211	38300475	25981940	24572998	35876539	12951259
May	139198479	38444357	26736308	24645598	36311451	13060765
Jun	139974754	38768346	27197048	24352717	36571820	13084823
Jul	140022516	38914005	27411737	24176583	36523951	12996240
Aug	138589661	38779034	27186703	23495150	36344492	12784282
Sep	137605819	38700176	26952302	23001127	36325193	12627021
Oct	137152666	38516056	26985261	22554332	36644862	12452155
Nov	137341523	38449212	27255099	22488766	36686660	12461786
Dec	135762031	38459843	26340666	21955711	36539798	12466013

Source : Pakistan Telecommunication Authority, Islamabad.

9.3 Visitors at Archaeological Museum in Pakistan

Area/ attraction	October,2014		November,2014		December,2014	
	Foreigner	National	Foreigner	National	Foreigner	National
PAKISTAN	1330	171124	1235	216925	972	156003
ISLAMABAD	383	75544	403	95944	281	71892
Pakistan Museum of Natural History	16	5864	15	8674	15	6623
Lok Virsa Heritage Museum	205	17893	238	35298	121	20946
Pakistan Monument Museum	162	51787	150	51972	145	44323
PUNJAB	743	80417	603	103600	389	66628
Lahore Museum Lahore	282	27698	218	39736	230	23237
Allama Iqbal Library & Museum, Sialkot.	3	515	12	8000	4	2200
Museum, Taxila, Rawalpindi	167	6870	158	7067	15	6900
Museum, Harappa, Sahiwal.	31	6179	35	7638	39	8791
Allama Iqbal Museum, Javaid Manzil, Lahore	2	2474	53	5757	15	3145
PMDC Khewara Mines Museum, Chakwal	258	36681	127	35402	86	22355
SINDH	178	13691	219	15413	298	15881
National Museum of Pakistan, Karachi	3	1874	68	4011	43	4531
Sindh Provincial Museum, Hyderabad.	19	2018	18	1944	13	2011
Museum, Banbhore, Thatta.	-	1110	-	801	2	863
Museum, Moenjodaro, Larkana.	4	6233	11	5531	2	5319
Museum Umerkot, Tharparkar.	2	2186	-	2666	3	2287
Quid-e-Azam Birth Place, Karachi.	*	*	*	*	*	*
Quid-e-Azam House Museum, Karachi.	150	270	122	460	235	870
KHYBER PAKHTUNKHWA	26	1367	10	1968	4	1602
Peshawar Museum, Peshawar.	26	999	10	1697	4	1215
Museum Saidu Sharif, Swat.	Nil	Nil	Nil	Nil	Nil	Nil
Dir Museum, Chakdara	-	368	-	271	-	387
BALUCHISTAN	-	105	NA	NA	NA	NA
Museum Balochistan, Quetta.	-	105	NA	NA	NA	NA

* = Quaid-e-Azam Birth place is closed for purpose of renovation work therefore no person visited the monument
 NIL = Due to Law and order situation. NA= Not available

Source:-Department of Archaeology and Museum,
 Government of Pakistan & Provincial Government

9.4 Visitors at Heritage Site in Pakistan

Area/ attraction	October,2014		November,2014		December,2014	
	Foreigner	National	Foreigner	National	Foreigner	National
PAKISTAN	712	166372	544	100430	295	85386
PUNJAB	545	127816	354	77004	172	62287
Jahangir's Tomb, Lahore	35	9600	40	10500	10	5000
Shalimar Garden, Lahore	100	36967	86	35499	61	23556
Royal Fort (Shahi Qila), Lahore	210	60000	32	8000	41	11540
Hiran Minar & Tank, Sheikhpura	2	8200	3	8300	6	6500
Harappa, Sahiwal	31	6179	35	7638	39	8791
Taxila, Rawalpindi	167	6870	158	7067	15	6900
SINDH	6	11029	26	12983	17	12369
Banbhore , Thatta.	-	1110	-	801	2	863
Makli Hill Monument, Thatta	-	1500	15	3985	10	3900
Moenjodaro, Larkana.	4	6233	11	5531	2	5319
Umerkot Fort, Tharparkar.	2	2186	-	2666	3	2287
KHYBER PAKHTUNKHWA.	161	27527	164	10443	106	10730
Remains of Takht-i-Bhai, Mardan	10	26800	9	9600	5	9700
Butkara Site Museum, Saidu Sharif, Swat	1	27	5	43	1	30
Julian Site, Haripur	150	700	150	800	100	1000
BALUCHISTAN	-	-	-	-	-	-

Source: Department of Archaeology and Museum.
Government of Pakistan & Provincial Government.

10. TRADE

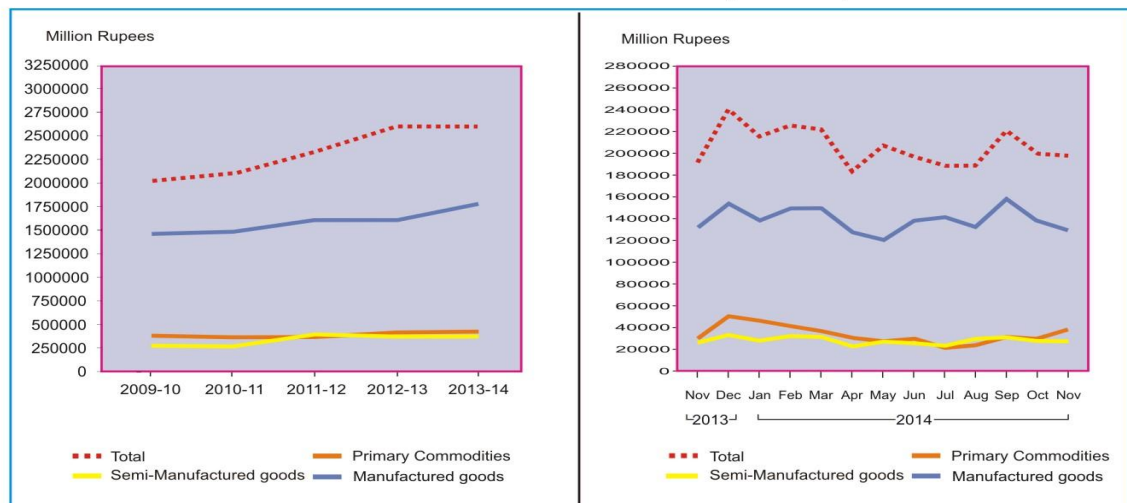
10.1 Value of Foreign Trade

(Million Rupees)

Year / Month	Exports	Re-Exports	Imports	Re-Imports	Balance of Trade
2009-10	1,617,457.6	23,470.1	2,910,975.3	14.3	-1,270,061.9
2010-11	2,120,846.7	30,576.3	3,455,285.6	2,072.6	-1,305,935.2
2011-12	2,110,605.5	18,570.2	4,009,093.0	--	-1,883,049.0
2012-13	2,366,477.8	9,946.3	4,349,879.5	--	-1,973,455.4
2013-14	2,583,463.2	16,369.1	4,630,520.8	1,855.7	-2,032,544.2
2013 Nov	193,132.7	796.3	392,509.9	--	-198,580.9
Dec	241,842.6	1,544.2	380,944.2	--	-137,557.4
2014 Jan	214,541.9	2,618.4	435,970.2	25.0	-218,834.9
Feb	227,292.7	1,226.4	377,909.2	22.4	-149,412.5
Mar	223,104.2	2,577.1	362,608.8	22.3	-136,949.8
Apr	185,909.4	2,396.8	395,104.7	113.5	-206,912.0
May	208,315.8	3,769.7	361,817.2	2.1	-149,733.8
Jun	198,680.7	2,303.5	425,228.9	1,695.5	-225,940.2
Jul	189,756.5	2,293.2	319,670.1	1,827.6	-129,448.0
Aug	190,351.2	1,903.5	469,537.5	1,999.0	-279,281.8
Sep	222,613.8	1,243.3	464,876.3	1,898.8	-242,918.0
Oct	200,455.8	1,746.2	435,657.9	1,808.0	-235,263.9
Nov *	199,310.3	820.7	366,214.90	1,966.3	-168,050.2

* Provisional

EXPORTS BY ECONOMIC CATEGORIES (SUMMARY)



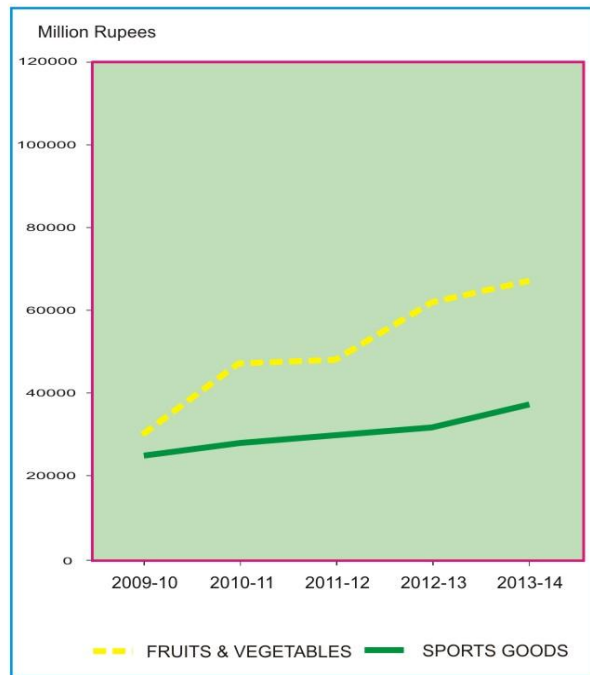
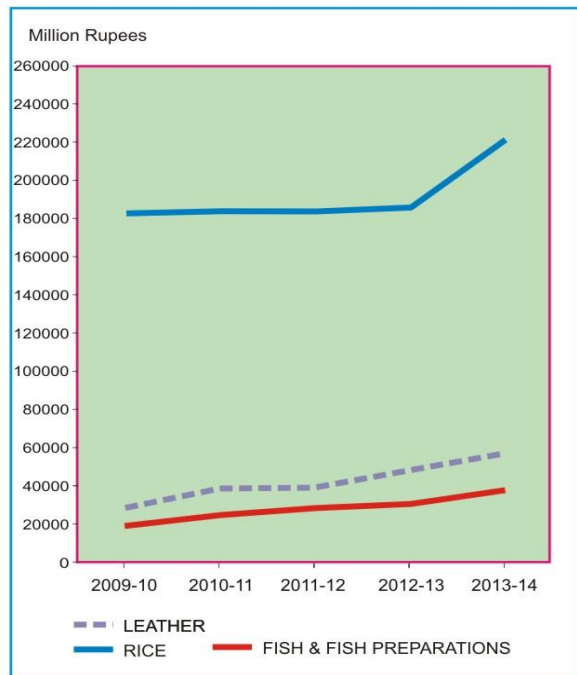
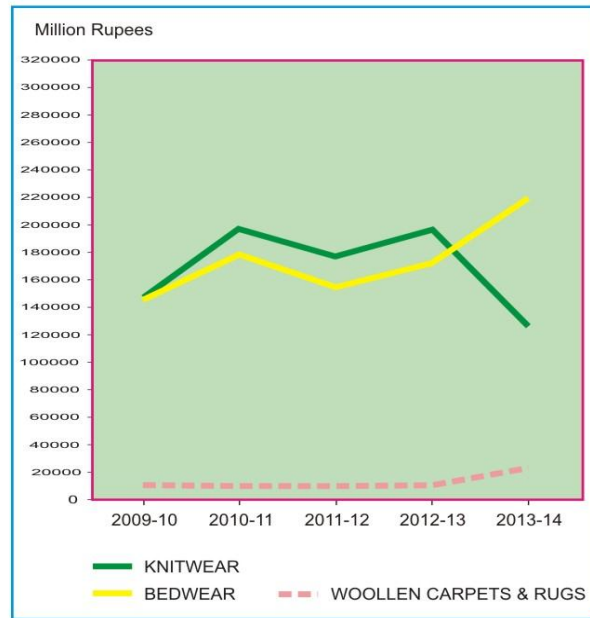
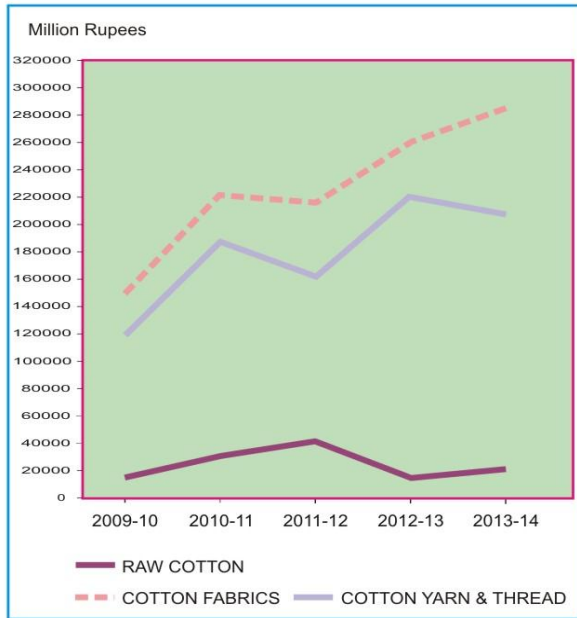
10.2 Exports by Commodity/Group

(Million Rupees)

Year/Month	Raw Cotton	Cotton Fabrics	Cotton Yarn and Thread	Knitwear	Bedwear	Woollen Carpets & Rugs	Leather	Rice	Fish & Fish Preparations	Fruits & Vegetables	Sports goods
2009-10	16,365.5	150,935.5	120,767.9	147,864.8	146,195.1	11,119.1	28,698.3	183,370.3	19,049.8	30,243.8	25,020.8
2010-11	31,168.4	224,257.0	188,271.8	197,144.5	178,596.0	11,034.4	39,744.3	184,674.6	25,313.9	47,895.6	28,208.4
2011-12	41,392.6	218,159.8	163,403.5	176,652.4	155,108.3	10,113.5	39,841.2	184,405.0	28,597.6	48,321.8	30,241.0
2012-13	14,888.1	260,237.5	219,017.0	197,434.3	172,724.2	11,484.6	48,455.7	186,623.1	30,759.1	62,126.8	32,375.2
2013-14	21,352.5	285,130.2	207,199.9	235,564.7	219,961.7	12,616.2	56,496.4	222,906.7	37,917.6	66,703.9	37,259.6
2013 Nov	3,269.7	20,535.4	14,937.1	17,068.7	16,817.9	1,431.7	3,887.3	14,791.7	3,093.1	4,893.1	2,070.2
Dec	2,876.5	26,186.3	20,046.9	21,784.5	20,047.3	1,632.9	5,013.0	28,049.8	3,760.3	8,715.9	3,567.5
2014 Jan	1,600.4	22,358.8	14,196.4	19,638.3	18,468.8	829.0	4,012.3	28,224.3	1,872.6	11,006.7	2,925.7
Feb	949.8	25,195.3	17,868.1	18,398.4	17,692.2	1,114.9	4,796.9	25,052.9	2,478.5	8,817.7	3,570.0
Mar	1,885.9	24,921.0	18,762.0	18,398.4	18,533.1	913.1	5,283.2	21,663.6	3,069.5	7,078.2	3,529.0
Apr	1,381.7	21,209.4	13,349.7	16,875.5	15,509.6	870.4	4,988.7	17,870.3	3,836.9	3,777.0	4,012.3
May	752.2	22,338.1	14,704.1	24,682.8	18,870.4	1,051.2	5,943.4	16,072.9	4,180.2	3,219.6	3,781.1
Jun	135.7	19,462.9	13,335.5	20,095.7	17,627.5	739.2	5,102.2	14,747.0	3,247.0	2,668.0	3,495.5
Jul	329.6	20,936.9	13,344.6	23,137.3	19,620.5	962.0	3,845.4	12,368.3	2,091.6	2,903.3	3,440.3
Aug	1,615.0	19,224.8	16,201.8	17,462.7	15,357.5	704.7	3,762.2	10,462.1	1,976.3	3,268.4	2,383.9
Sep	3,117.6	23,207.9	17,870.6	22,584.1	20,639.1	860.7	4,785.7	13,596.0	3,865.8	3,132.6	2,853.2
Oct	2,555.1	20,973.9	17,561.8	21,445.4	18,430.1	999.1	3,999.2	15,892.3	3,531.9	3,145.8	1,994.7
Nov *	2,356.3	19,434.6	18,725.7	19,040.1	17,521.5	1,354.6	4,150.3	22,515.7	3,591.2	4,047.4	2,156.6

* Provisional

EXPORTS BY COMMODITY/GROUP

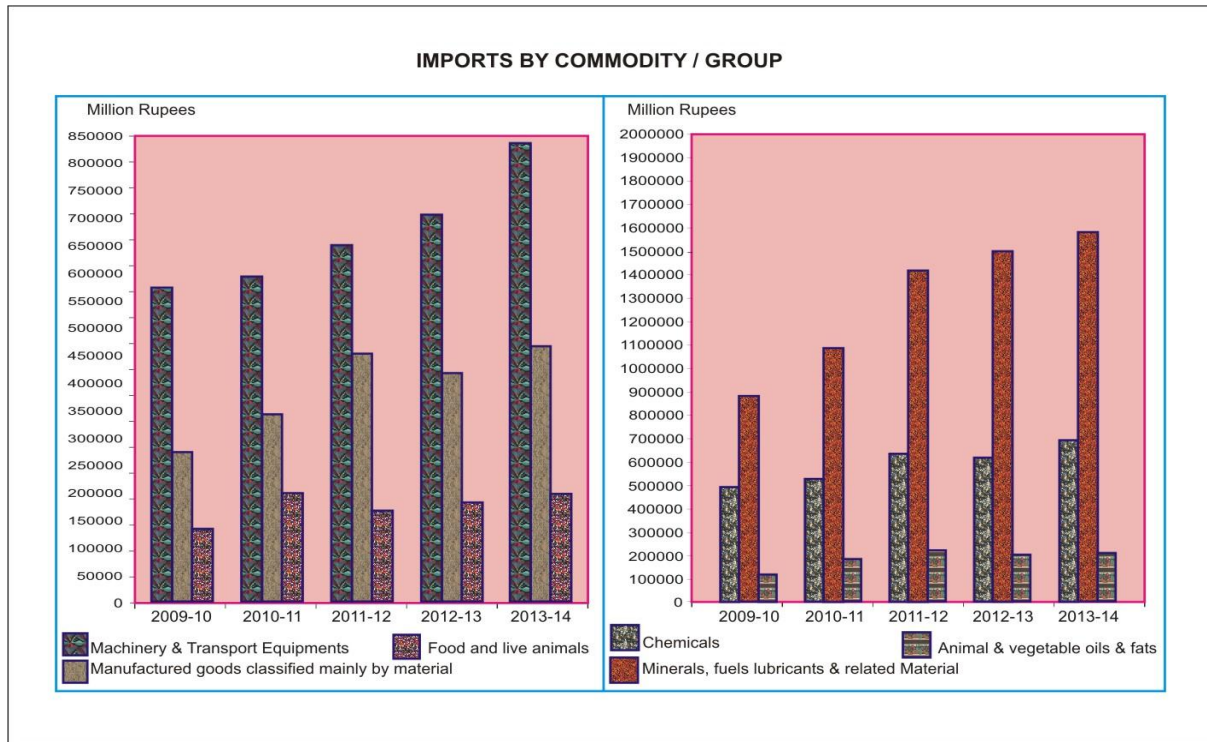


10.3 Imports by Commodity/Group

(Million Rupees)

Year/Month	Machinery and Transport equipment	Manufactured goods classified mainly by material	Food and Live animals	Chemicals	Mineral Fuels, Lubricants and related materials	Animal or Vegetable oils & fats
2009-10	616,893.3	294,972.2	141,005.7	492,227.1	883,653.4	120,975.4
2010-11	639,389.0	369,322.2	214,132.4	528,988.9	1,084,764.7	190,133.7
2011-12	699,993.9	482,498.6	179,555.6	637,823.7	1,420,173.6	228,731.4
2012-13	783,966.3	444,919.9	190,555.4	621,466.0	1,504,034.0	205,311.0
2013-14	886,479.3	496,850.9	221,052.9	691,397.7	1,570,968.0	213,427.6
2013 Nov	67,752.0	43,246.2	19,899.0	64,561.9	143,066.2	18,397.2
Dec	76,466.1	42,969.8	21,181.1	62,938.5	118,317.5	13,919.8
2014 Jan	94,941.2	47,693.4	21,282.4	69,775.1	130,415.0	19,813.3
Feb	65,719.5	41,569.2	18,029.9	50,805.3	132,054.1	15,645.9
Mar	66,202.0	49,455.2	22,109.7	57,946.6	102,889.0	16,516.7
Apr	80,773.6	45,007.3	17,651.1	56,791.1	130,314.2	18,553.8
May	71,020.1	44,858.7	14,418.7	57,466.7	121,108.5	14,707.6
Jun	84,048.6	45,276.6	21,065.8	58,056.7	148,501.6	27,051.9
Jul	64,019.1	41,103.5	21,926.6	53,074.5	94,054.8	13,988.1
Aug	89,770.0	47,987.5	21,194.0	69,577.2	164,361.5	18,946.4
Sep	84,001.0	52,860.9	32,409.1	64,611.4	151,853.8	20,450.8
Oct	93,907.2	46,191.5	33,891.0	72,678.8	131,710.2	17,323.8
Nov *	75,153.8	45,485.3	24,174.4	59,429.4	102,987.1	16,598.9

* Provisional



10.4 Exports by Selected Commodities in Dollars

(In Thousand Dollar)

GROUPS/COMMODITIES	UNIT	NOVEMBER, 2014		CUML, FROM JUL, 2014		NOVEMBER, 2013		CUML, FROM JUL., 2013	
		QUANTITY	VALUE	QUANTITY	VALUE	QUANTITY	VALUE	QUANTITY	VALUE
GRAND TOTAL			1958104		9909382		1796492		10355731
A.PRIMARY COMMODITIES			405893		1541026		295970		1431230
01.RICE	MT	444747	221203	1276358	738612	278425	137590	1160586	681859
(I) RICE BASMATI	MT	44089	53584	218280	264903	25094	28506	214447	233182
(II) RICE OTHER VARIETIES	MT	400658	167619	1058078	473708	253331	109085	946139	448677
02.FISH AND FISH PREPARATIONS	KG	14875845	35281	56769727	148373	10428381	28772	56457223	147514
03.FRUIITS & VEGETABLES INCL.JUICES	KG	81338971	42832	307877715	177266	88829371	48608	437666309	221370
(I) FRUIITS	KG	25585573	26378	152487769	120999	42580150	31368	220164856	141424
(II) VEGETABLES	KG	50898226	13385	136317959	42071	43083781	14147	198036000	63823
(III) FRUIT & VEGETABLE JUICES	KG	4855172	3069	19071987	14195	3165440	3093	19465453	16123
04.WHEAT	MT	14	5	14	5	115	47	19752	6887
05.WHEAT FLOUR	MT	68144	24910	245010	104359	36866	16911	262553	96521
06.SPICES(INCL. CHILLIES)	KG	2170740	6094	6702987	23096	1001945	2989	5895677	17723
07.OIL SEEDS, NUTS AND KERNALS	KG	6482101	11442	12358582	22506	5194499	8903	21239315	23581
08.LEGUMINOUS VEGETABLE	KG							3185765	2776
09.FLOWERS	KG	12603	30	121724	281	270	1	69369	192
10.RAW HIDES AND SKINS	KG	22	1	8246	181	232267	483	233499	511
11.RAW WOOL AND ANIMAL HAIR	KG	913588	934	3443579	4356	926085	1160	4459569	5732
(I) RAW WOOL	KG	105790	139	920290	1344	851563	1076	1859386	2536
(II) ANIMAL HAIR	KG	807798	795	2523289	3011	74522	84	2600183	3196
12.CRUDE ANIMAL MATERIAL	KG	1465815	3158	5627468	16476	1226030	9156	5086407	24733
13.CRUDE FERTILIZER	MT	1457	116	6201	501	1056	167	3635	557
14.MOLASSES	KG	376834	62	28302888	3728	22400	2	125593417	15388
15.RAW COTTON	MT	15083	23149	59722	97954	16684	30415	62105	111976
16.COTTON WASTE	MT	4617	5126	19436	23899	4973	4641	29710	32210
17.PETROLEUM CRUDE	MT	32200	25310	171717	145236				
18.MARBLES AND STONES	MT	34902	5014	184135	28128	31154	4905	233304	34646
19.TOBACCO	KG	421261	1227	1730883	6070	347263	1146	2322558	6979
(I) UN-MANUFACTURED	KG	402879	1138	1635066	5634	318107	1041	2190041	6474
(II) MANUFACTURED EXCL.CIGARETTE	KG	18382	89	95817	435	29156	105	132517	505
20.COKE	MT					814	76	814	76
B.TEXTILES MANUFACTURES			1069083		5463628		937986		5417881
01.COTTON YARN	KG	67430591	181311	291871515	819842	45194545	138195	296499685	902409
02.COTTON CLOTH	SQM	145384361	190933	817158994	1026119	186903392	191017	1107334209	1182174
03.ARTICLES OF APPAREL & CLOTHING ACCESSORIES (EXCL. KNITWEARS)	DOZ	2346996	165346	12366447	818549	2269401	141851	11497347	753441
04.ART SILK AND SYNTHETIC TEXTILES	SQM	32862015	34078	132872268	158124	24162011	34892	125700826	127781
05.COTTON THREAD	KG	606899	2657	1539036	6793	186529	748	2136386	8703
06.TEXTILE FABRICS WOVEN(OTHER THAN COTTON & ARTIFICIAL FABRICS)	--		313		1307		240		1516
07.TULE, LACE, EMBROIDERY ETC	--		1463		5978		2157		6595
08.COTTON BAGS/SACKS	MT	610	1293	3397	6788	413	787	3405	6362
09.TENTS & OTHER CANVAS GOODS	KG	3943441	12334	24255627	66222	2654132	7039	10808094	28767
10.BED WEAR	KG	26470299	172138	140102516	905486	22713622	156437	133110239	891815
11.TOWELS	KG	13365308	58716	66554915	315849	11258571	54397	64562202	297690
12.TEXTILE MADE UPS (EXCL. TOWELS & BED WEAR)	--		52840		260326		47763		253611
13.KNITWEARS	DOZ	8207995	187058	43479171	1025435	7995725	158771	43562770	916999
14.WASTE MATERIAL OF TEXTILE FIBRES/FABRICS	KG	2808191	2187	18262653	11972	2626921	1871	14420510	9517
15.YARN OTHER THAN COTTON YARN	KG	1239076	4031	6110116	20408	108461	464	5397117	18545
16.KINTTED OR CROCHATED FABRICS	SQM	534055	2383	3063118	14429	373031	1357	4774239	11954
C.OTHER MANUFACTURES			288950		1810107		353580		2437411
01.CIGARETTES	THNO	5170	120	14937	342			27609	535
02.LEATHER	SQM	1770785	40775	10235919	203023	1983809	36159	11124218	204708
03.CARPETS,RUGS AND TAPESTRIES ETC	SQM	291818	13579	1116701	49451	394593	13601	1562170	53385
(I) WOOLLEN CARPETS AND RUGS	SQM	274888	13309	992265	48234	371846	13317	1407682	52186
(II) WOOLLEN CARPET MACHINE MADE	SQM			1506	50	153	3	788	16
(III) TAPESTRY CLOTH	SQM								
(IV) CARPETS KNOTTED & OTHER FLOOR COVERING	SQM	16930	271	122930	1167	22594	281	153700	1183
04.PETROLEUM PRODUCTS	MT	855	840	256960	246418	5059	5224	573605	485367
05.FEEDING STUFF FOR ANIMALS	KG	14892142	3354	134705682	27546	25333885	7514	196664376	53634
06.CHEMICALS AND PHARMACEUTICAL	--		67118		406341		64770		537436

Contd.

10.4 Exports by Selected Commodities in Dollars

(In Thousand Dollar)

GROUPS/COMMODITIES	UNIT	NOVEMBER, 2014		CUML, FROM JUL, 2014		NOVEMBER, 2013		CUML, FROM JUL., 2013	
		QUANTITY	VALUE	QUANTITY	VALUE	QUANTITY	VALUE	QUANTITY	VALUE
PRODUCTS									
(I) PLASTIC MATERIALS	KG	22625361	27201	83611805	110084	21960857	30219	101030224	142221
(II) PHARMACAUTICAL PRODUCTS.	KG	1115259	16817	6661585	83655	1117158	10839	6444936	66832
(III) FERTILIZER MANUFACTURES	MT								
(IV) OTHER CHEMICAL	--		23100		212602		23712		328383
07.RUBBER MANUFACTURES	--		1135		4988		1060		4708
08.PAPER AND PAPER BOARD	KG	349008	1032	6006389	14569	78630	143	4880327	14314
09.GUAR AND GUAR PRODUCTS	KG	2231026	5720	11213231	27620	1112652	3294	7229155	27457
10.CUTLERY	--		6755		35375		8152		36340
11.GOLD	GM								
12.COPPER AND ARTICLES THEREOF	--		13740		64880		14621		62650
13.MACHINERY & TRANSPORT EQUIPMENT	--		14948		90725		25156		135537
(INCL.ENGINEERING ELECTRICAL GOODS)									
(I) ELECTRIC FANS	NO	74357	1376	572881	11273	84604	1386	588042	11674
(II) TRANSPORT EQUIPMENT	--		282		3266		1277		6557
(III) OTHER ELECTRICAL MACHINERY	--		4415		30451		3880		36726
(IV) MACHINERY SPECIALIZED	--		2015		10826		2722		14554
PARTICULARS INDUSTRIES									
(V) AUTO PARTS	--		1546		9205		1605		8609
(VI) OTHER MACHINERY	--		5315		25704		14286		57417
14.FOOTWEARS	PAIR	776979	8649	5093682	52356	821234	6284	5632668	42796
(I) LEATHER FOOTWEAR	PAIR	495902	7671	2735475	45515	440391	5462	2495819	35777
(II) CANVAS FOOTWEAR	PAIR	4268	13	17578	68			11466	59
(III) OTHER FOOTWEAR	PAIR	276809	964	2340629	6773	380843	823	3125383	6960
15.LEATHER MANUFACTURES(EXCL. LEATHER FOOTWEARS)	--		53292		271191		50747		275469
(I) LEATHER GLOVES	DOZ	667529	21098	3041867	96486	766080	16765	3693927	90980
(II) APPAREL & CLOTHING	DOZ	71606	31185	435127	168913	149151	32526	597609	178367
(III) OTHER LEATHER MANUFACTURES	KG	81572	1009	420983	5792	123023	1456	512445	6121
16.HOUSE-HOLD EQUIPMENT	KG	524089	952	2009116	4119	267672	431	1170383	2935
17.SPORTS GOODS	--		21188		127169		19257		118856
(I) FOOT BALLS COMPLETE	DOZ	225968	11763	1191582	63319	240669	9619	1241105	57154
(II) GLOVES (SPORTS)	DOZ	108247	4200	1243269	37519	191967	7480	975243	36540
(III) OTHER	--		5225		26331		2158		25162
18.SURGICAL GOODS,MEDICAL INSTRUMENTS AND APPLIANCES	NO	20309162	27924	102151778	139012	19125255	27681	99570350	134661
19.OBYX MANUFACTURED	KG	161931	351	1187185	2983	166726	471	1620544	3295
20.HANDICRAFTS	--		9		3265				38
21.TEXTILE PRODUCT & ARTICLE FOR TECHNICAL USE	KG	35901	197	121348	726	16899	54	107460	569
22.BOOKS AND PRINTED MATTERS	--		715		2803		640		2673
23.PIG IRON	MT	32	26	77	62			301	231
24.PRECIOUS/SEMI-PRECIOUS STONE	GM	2240082	1123	7186012	3809	973602	574	4187703	2677
25.JEWELLERY	--		481		3123		62524		200044
26.ARTICLES OF PLASTIC	KG	1611087	4032	10041962	24493	1734461	4410	12929625	33468
27.FURNITURE	NO	49261	860	130537	3109	83267	779	227906	3072
28.PARTS OF FOOTWEAR	--		36		609		34		554
D.OTHERS	--		194178		1094621		208955		1069209

10.5 Exports by Selected Commodities in Rupees

(In Thousand Rupees)

GROUPS/COMMODITIES	UNIT	NOVEMBER, 2014		CUML, FROM JUL, 2014		NOVEMBER, 2013		CUML, FROM JUL., 2013	
		QUANTITY	VALUE	QUANTITY	VALUE	QUANTITY	VALUE	QUANTITY	VALUE
GRAND TOTAL			199310302		1002487612		193132653		1081157472
A.PRIMARY COMMODITIES			41314800		156169670		31818421		149557137
01.RICE	MT	444747	22515707	1276358	74834308	278425	14791725	1160586	71225878
(I) RICE BASMATI	MT	44089	5454199	218280	26841566	25094	3064513	214447	24253488
(II) RICE OTHER VARIETIES	MT	400658	17061508	1058078	47992742	253331	11727212	946139	46972390
02.FISH AND FISH PREPARATIONS	KG	14875845	3591160	56769727	15056737	10428381	3093119	56457223	15472516
03.FRUITS & VEGETABLES INCL.JUICES	KG	81338971	4359730	307877715	17936449	88829371	5225615	437666309	23097356
(I) FRUITS	KG	25585573	2684897	152487769	12246647	42580150	3372241	220164856	14770733
(II) VEGETABLES	KG	50898226	1362466	136317959	4250791	43083781	1520905	198036000	6650221
(III) FRUIT & VEGETABLE JUICES	KG	4855172	312367	19071987	1439012	3165440	332469	19465453	1676401
04.WHEAT	MT	14	466	14	466	115	5083	19752	719104
05.WHEAT FLOUR	MT	68144	2535533	245010	10563814	36866	1818067	262553	10053943
06.SPICES(INCL. CHILLIES)	KG	2170740	620299	6702987	2340021	1001945	321339	5895677	1846518
07.OIL SEEDS, NUTS AND KERNALS	KG	6482201	1164623	12358582	2292201	5194499	957109	21239315	2485390
08.LEGUMINOUS VEGETABLE	KG							3185765	287137
09.FLOWERS	KG	12603	3023	121724	28217	270	65	69369	19843
10.RAW HIDES AND SKINS	KG	22	59	8246	18603	232267	51873	233499	54864
11.RAW WOOL AND ANIMAL HAIR	KG	913588	95109	3443579	439075	926085	124669	4459569	597561
(I) RAW WOOL	KG	105790	14188	902090	136307	851563	115623	1859386	268112
(II) ANIMAL HAIR	KG	807798	80921	2523289	302768	74522	9045	2600183	329450
12.CRUDE ANIMAL MATERIAL	KG	1465815	321459	5627468	1662450	1226030	984337	5086407	2590171
13.CRUDE FERTILIZER	MT	1457	11825	6201	50568	1056	17964	3635	58171
14.MOLASSES	KG	376834	6288	28302888	369718	22400	236	125593417	1596671
15.RAW COTTON	MT	15083	2356288	59722	9973534	16684	3269730	62105	11770329
16.COTTON WASTE	MT	4617	521771	19436	2411490	4973	498905	29710	3346891
17.PETROLEUM CRUDE	MT	32200	2576195	171717	14736034				
18.MARBLES AND STONES	MT	34902	510329	184135	2841960	31154	527288	233304	3605916
19.TOBACCO	KG	421261	124937	1730883	614024	347263	123152	2322558	720734
(I) UN-MANUFACTURED	KG	402879	115882	1635066	569855	318107	111884	2190041	667705
(II) MANUFACTURED EXCL.CIGARETTE	KG	18382	9054	95817	44168	29156	11268	132517	53029
20.COKE	MT					814	8146	814	8146
B.TEXTILES MANUFACTURES			108819181		552694353		100838609		565397992
01.COTTON YARN	KG	67430591	18455190	291871515	83020375	45194545	14856736	296499685	94037352
02.COTTON CLOTH	SQM	145384361	19434618	817158994	103778145	186903392	20535394	1107334209	123458514
03.ARTICLES OF APPAREL & CLOTHING ACCESSORIES (EXCL. KNITWEARS)	DOZ	2346996	16830112	12366447	82770644	2269401	15249738	11497347	78571262
04.ART SILK AND SYNTHETIC TEXTILES	SQM	32862015	3468715	132872268	15998383	24162011	3751044	125700826	13277974
05.COTTON THREAD	KG	606899	270471	1539036	684148	186529	80397	2136386	899801
06.TEXTILE FABRICS WOVEN(OTHER THAN COTTON & ARTIFICIAL FABRICS)	--		31889		132562		25797		157024
07.TULE, LACE, EMBROIDERY ETC	--		148947		604841		231836		691176
08.COTTON BAGS/SACKS	MT	610	131599	3397	684868	413	84613	3405	665653
09.TENTS & OTHER CANVAS GOODS	KG	3943441	1255474	24255627	6720327	2654132	756760	10808094	3007248
10.BED WEAR	KG	26470299	17521500	140102516	91568718	22713622	16817855	133110239	93212658
11.TOWELS	KG	13365308	5976590	66554915	31971205	11258571	5847992	64562202	31113974
12.TEXTILE MADE UPS (EXCL. TOWELS & BED WEAR)	--		5378467		26345372		5134789		26440260
13.KNITWEARS	DOZ	8207995	19040116	43479171	103669565	7995725	17068720	43562770	95690978
14.WASTE MATERIAL OF TEXTILE FIBRES/FABRICS	KG	2808191	222580	18262653	1211779	2626921	201136	14420510	994437
15.YARN OTHER THAN COTTON YARN	KG	1239076	410321	6110116	2068906	108461	49890	5397117	1933412
16.KINTTED OR CROCHATED FABRICS	SQM	534055	242592	3063118	1464516	373031	145913	4774239	1246269
C.OTHER MANUFACTURES			29411487		182904841		38011769		254680238
01.CIGARETTES	THNO	5170	12244	14937	34871			27609	54826
02.LEATHER	SQM	1770785	4150344	10235919	20542856	1983809	3887330	11124218	21356641
03.CARPETS,RUGS AND TAPESTRIES ETC	SQM	291818	1382219	1116701	5004083	394593	1462193	1562170	5591887
(I) WOOLLEN CARPETS AND RUGS	SQM	274888	1354639	992265	4881197	371846	1431676	1407682	5465498
(II) WOOLLEN CARPET MACHINE MADE	SQM			1506	4904	153	340	788	1705
(III) TAPESTRY CLOTH	SQM								
(IV) CARPETS KNOTTED & OTHER FLOOR COVERING	SQM	16930	27579	122930	117983	22594	30177	153700	124683
04.PETROLEUM PRODUCTS	MT	855	85452	256960	24878881	5059	561631	573605	50805524
05.FEEDING STUFF FOR ANIMALS	KG	14892142	341408	134705682	2782238	25333885	807754	196664376	5619785
06.CHEMICALS AND PHARMACEUTICAL	--		6831783		41044785		6963087		56070643

Contd.

10.5 Exports by Selected Commodities in Rupees

(In Thousand Rupees)

GROUPS/COMMODITIES	UNIT	NOVEMBER, 2014		CUML, FROM JUL, 2014		NOVEMBER, 2013		CUML, FROM JUL., 2013	
		QUANTITY	VALUE	QUANTITY	VALUE	QUANTITY	VALUE	QUANTITY	VALUE
PRODUCTS									
(I) PLASTIC MATERIALS	KG	22625361	2768768	83611805	11146361	21960857	3248703	101030224	14857034
(II) PHARMACAUTICAL PRODUCTS.	KG	1115259	1711757	6661585	8464724	1117158	1165200	6444936	6978080
(III) FERTILIZER MANUFACTURES	MT								
(IV) OTHER CHEMICAL	--		2351258		21433701		2549185		34235529
07.RUBBER MANUFACTURES	--		115517		505678		113977		492342
08.PAPER AND PAPER BOARD	KG	349008	105026	6006389	1473342	78630	15408	4880327	1478996
09.GUAR AND GUAR PRODUCTS	KG	2231026	582250	11213231	2789273	1112652	354173	7229155	2837467
10.CUTLERY	--		687595		3577646		876395		3796886
11.GOLD	GM								
12.COPPER AND ARTICLES THEREOF	--		1398554		6561090		1571799		6590823
13.MACHINERY & TRANSPORT EQUIPMENT (INCL.ENGINEERING ELECTRICAL GOODS)	--		1521556		9147870		2704413		14121139
(I) ELECTRIC FANS	NO	74357	140034	572881	1133854	84604	148998	588042	1208156
(II) TRANSPORT EQUIPMENT	--		28659		330123		137266		683496
(III) OTHER ELECTRICAL MACHINERY	--		449350		3058684		417120		3795563
(IV) MACHINERY SPECIALIZED	--		205127		1094019		292605		1512022
PARTICULARS INDUSTRIES									
(V) AUTO PARTS	--		157396		935280		172589		899978
(VI) OTHER MACHINERY	--		540991		2595910		1535834		6021923
14.FOOTWEARS	PAIR	776979	880360	5093682	5276147	821234	675576	5632668	4449676
(I) LEATHER FOOTWEAR	PAIR	495902	780827	2735475	4583017	440391	587151	2495819	3719209
(II) CANVAS FOOTWEAR	PAIR	4268	1362	17578	6844			11466	6042
(III) OTHER FOOTWEAR	PAIR	276809	98171	2340629	686286	380843	88425	3125383	724425
15.LEATHER MANUFACTURES(EXCL. LEATHER FOOTWEARS)	--		5424425		27426365		5455559		28761230
(I) LEATHER GLOVES	DOZ	667529	2147518	3041867	9772497	766080	1802315	3693927	9503313
(II) APPAREL & CLOTHING	DOZ	71606	3174208	435127	17068712	149151	3496732	597609	18618861
(III) OTHER LEATHER MANUFACTURES	KG	81572	102699	420983	585155	123023	156512	512445	639057
16.HOUSE-HOLD EQUIPMENT	KG	524089	96871	2009116	416491	267672	46315	1170383	307210
17.SPORTS GOODS	--		2156624		12828710		2070228		12378401
(I) FOOT BALLS COMPLETE	DOZ	225968	1197280	1191582	6390623	240669	1034104	1241105	5968671
(II) GLOVES (SPORTS)	DOZ	108247	427489	1243269	3778076	191967	804092	975243	3801190
(III) OTHER	--		531855		2660011		232032		2608540
18.SURGICAL GOODS,MEDICAL INSTRUMENTS AND APPLIANCES	NO	20309162	2842272	102151778	14072301	19125255	2975807	99570350	14054174
19.ONYX MANUFACTURED	KG	161931	35740	1187185	300623	166726	50630	1620544	342642
20.HANDICRAFTS	--		879		327325				3916
21.TEXTILE PRODUCT & ARTICLE FOR TECHNICAL USE	KG	35901	20061	121348	73485	16899	5845	107460	58824
22.BOOKS AND PRINTED MATTERS	--		72734		283973		68776		278857
23.PIG IRON	MT	32	2649	77	6269			301	24180
24.PRECIOUS/SEMI-PRECIOUS STONE	GM	2240082	114329	7186012	385480	973602	61709	4187703	279582
25.JEWELLERY	--		48933		315428		6721626		21054610
26.ARTICLES OF PLASTIC	KG	1611087	410432	10041962	2473920	1734461	474088	12929625	3490656
27.FURNITURE	NO	49261	87535	130537	314353	83267	83792	227906	322364
28.PARTS OF FOOTWEAR	--		3694		61359		3658		56958
D.OTHERS	--		19764833		110718747		22463854		111522104

10.6 Imports by Selected Commodities in Dollars

(In Thousand Dollar)

GROUPS/COMMODITIES	UNIT	NOVEMBER, 2014		CUML, FROM JUL, 2014		NOVEMBER, 2013		CUML, FROM JUL, 2013	
		QUANTITY	VALUE	QUANTITY	VALUE	QUANTITY	VALUE	QUANTITY	VALUE
GRAND TOTAL			3597841		20311497		3651072		18109867
A. FOOD GROUP			258266		1478838		255229		1264433
1.MILK AND CREAM	KG	4263643	12275	22584415	61522	6139832	13872	17863564	38384
2.WHEAT UNMILLED	MT	54924	15088	675076	182450	61613	17008	366015	104050
3.PULSES	KG	48904701	29856	245457561	149765	27945024	15579	175549315	109491
4.DRY FRUITS	KG	12550660	8160	73350177	42495	12204139	9334	45171125	36468
5.SUGAR REFINED	MT	2638	1699	5607	3533	967	609	3792	2382
6.TEA	KG	10038713	20344	62042909	131519	10256261	21718	46715848	109327
7.SPICES	KG	9057588	6983	49897941	38991	7532908	6457	37852984	28843
8.MILK FOOD FOR BABIES,INF.,INVLD	KG	817710	6953	4166543	32448	428639	3244	2567601	19561
9.BEVERAGES	LTR	746000	500	4001339	3195	510603	410	2848903	2305
10.PALM OIL	KG	212245468	155338	991212841	797322	208050944	166507	964423943	781634
11.SOYABEAN OIL	KG	1091200	1070	36505908	35598	521330	491	30471676	31987
B. MACHINERY GROUP			738341		4018849		630220		3322654
1.POWER GENERATING MACH.	--		109954		494797		48869		330593
2.AGRICULTURE MACHINERY&IMPLEMENTS	--		6892		43503		10692		30701
3.CONSTRUCTION & MINING MACHINERY	--		12866		112446		9146		126388
4.TEXTILE MACHINERY	--		28808		179986		59767		215604
5.METAL WORKING MACHINERY	--		6443		29224		4039		19517
6.GEN INDUSTRIAL MACH & EQU/PARTS NS	--		126520		579260		128881		495178
7.OFFICE MACH.INCL.DATA PROS. EQUIP.	--		24531		217230		17535		80191
8.TELECOM & SOUND RECORDING EQUIP	--		122655		635166		106334		524944
9.ELECTRICAL MACHINERY & APPARATUS	--		83202		500109		67640		426014
10.ROAD MOTOR VEHICLES	--		105540		554796		95468		483873
11.RAILWAY VEHICLES	--		2031		86710		3642		6762
12.AIRCRAFTS,SHIPS AND BOATS	--		75271		418460		54726		450610
13.OTHER MACHINERY	--		33626		167162		23481		132279
C. PETROLEUM GROUP			977915		6141708		1313802		6489216
1.CRUDE PETROLEUM	MT	489685	298990	2878443	2254175	561196	449477	3081805	2395203
2.PETROLEUM PRODUCTS	MT	1043973	670591	5402886	3860157	1132772	853075	5531360	4065953
3.GAS NATURAL & MANUFACTURED	--		8334		27376		11250		28060
D. TEXTILE GROUP			109818		619350		112888		517928
1.SYNTHETIC AND REGENERATED FIBRE	KG	20057087	38879	130264136	242513	18477362	35805	81641215	162319
2.SYNTHETIC & ARTIFICIAL SILK YARN	KG	24704955	52223	124902870	273242	20654606	51978	89330625	229340
3.WORN CLOTHING	KG	38231497	10400	182748907	50721	35190069	13945	186260809	74877
4.ARTICLES OF APPAREL & CLOTHING	--		5697		36181		6742		31234
5.BAGS & SACKS OF TEX. MATERIALS	MT	253	291	2115	2660	652	702	3397	3307
6.JUTE	MT	4342	2329	26026	14034	7602	3716	32345	16851
E. AGRICULTURE/OTH. CHEMICAL GROUP			583858		3155627		600545		2654928
1.ORGANIC CHEMICALS	--		147117		803335		162063		790800
2.INORGANIC CHEMICALS	--		41310		210299		37491		186527
3.DYEING TANNING & COLOUR MATERIAL	KG	9624146	25706	52607672	159789	10580370	31039	44361524	137697
4.MEDICINAL PRODUCTS	KG	2160030	85914	10770033	449602	2159893	75977	8938723	310199
5.ESSENTIAL OIL, PERFUMES TOILT ETC	KG	8978532	23089	43187606	121167	6862463	22027	26493812	88422

Contd.

10.6 Imports by Selected Commodities in Dollars

(In Thousand Dollar)

GROUPS/COMMODITIES	UNIT	NOVEMBER, 2014		CUML, FROM JUL, 2014		NOVEMBER, 2013		CUML, FROM JUL, 2013	
		QUANTITY	VALUE	QUANTITY	VALUE	QUANTITY	VALUE	QUANTITY	VALUE
6.FERTILIZER MANUFACTURED	MT	109844	50882	769393	351232	233183	97290	791226	304891
7.PLASTIC MATERIALS	KG	83402546	143830	425893427	749211	68044088	121407	340113991	594591
8.INSECTICIDES	KG	2890159	17662	10376532	60480	2250198	11273	8554731	41513
9.OTHER.CHEMICAL PRODUCTS	--		48348		250513		41979		200289
F. METAL GROUP			265397		1416311		202548		970225
1.IRON ORES AND CONCENTRATES	MT	--	--	93921	14487	--	--	65338	9001
2.IRON AND STEEL SCRAP	MT	194334	76111	1177540	422693	134375	48639	814120	303192
3.NON FERROUS BASE METAL WASTE & SCR	MT	7681	4361	53903	27724	6555	3766	33728	17776
4.IRON AND STEEL	MT	196236	146149	899977	709253	162314	109644	639372	462400
5.ALUMINIUM WROUGHT & WORKED	--		9678		54996		9432		43805
6.MANUFACTURES OF METAL NES	--		29098		187159		31067		134051
G. MISCELLANEOUS ITEMS			377966		2115755		295682		1611580
1.FEEDING STUFF FOR ANIMALS	KG	114969124	58212	509171002	269431	78366683	40138	198325557	103485
2.HIDES,SKINS AND FURSKINS RAW	KG	1230460	4483	5800819	24496	3797758	10998	8274949	25845
3.OIL SEEDS & OLEAGINOUS FRUITS	KG	129624760	84526	756791648	435946	47039414	48248	255988892	176458
4.RUBBER CRUDE INCL.SYNTH/RECLAIMED	KG	10263859	12147	55153624	62799	11126792	14385	46653095	68162
5.WOOD & CORK	--		7526		37190		5152		24642
6.PULP AND WASTE PAPER	KG	15208506	7704	110063245	54888	20692644	7043	126049763	54898
7.FERTILIZER CRUDE	MT	3486	1635	17444	7610	225	72	99176	16021
8.CRUDE ANIMAL&VEGETABLE MATERIALS	KG	7767922	9609	39983051	64899	5398518	6748	30587180	47363
9.COAL, COKE & BRIQUETTES	MT	307927	33871	2127623	231184	135689	16980	788391	92663
10.ANIMAL OILS AND FATS	KG	3816938	2817	12550705	10057	1155588	899	8739186	7199
11.ANIMAL/VEG, FAT OIL WAX ETC NES	KG	1823995	2354	7442056	9203	2409265	1969	10261830	7580
12.RUBBER TYRES & TUBES	NO	393760	20529	2146964	123553	500090	21167	1906091	86888
13.CORK/WOOD MFG.(EXCL FURNITURE)	KG	10245875	5135	44495702	23893	7125807	4198	33841438	18043
14.PAPER&PAPER BOARD & MANF. THEREOF	KG	39978478	37408	215741333	205429	41000019	36955	166275710	148665
15.CEMENT	MT	4236	1255	18673	5199	2749	666	11924	2568
16.PREFABRICATED BUILDG,SANITRY,PLG	--		8167		39458		7986		23148
17.FOOTWEAR	PAIR	2091013	6729	9790491	42932	1560602	6353	8045199	32556
18.PROFESSIONAL,SCIENTFIC & CONTROL	--		32411		183699		33013		147440
19.PHOTO EQPT, OPTICAL GOODS N.E.S.	--		4467		24610		4794		21563
20.PRINTED MATTERS	--		7524		66817		7885		276096
21.ARTICLES N.E.S. OF PLASTICS	KG	1929887	7130	12790220	44687	2896026	8032	10808392	35364
22.BABY CARRIAGES, TOYS GAMES ETC.	--		4313		25942		3486		18795
23.OFFICE STATIONERY SUPPLY N.E.S	--		2390		11576		2148		8230
24.JEWELLERY OFGOLD/SILVERSMITH WEAR	--		1434		5960		611		5457
25.MUSICAL INSTRUMENTS AND PARTS	--		4803		71747		3529		19307
26.ARTICLES & MFG. OF CAVING ETC.	--		7086		23587		458		3216
27.GOLD.NON-MENETART NOT ORE/CONCEN	GM	55806	2299	216028	8962	42097	1771	3424646	139928
ALL OTHER ITEMS	--		286280		1365059		240158		1278902

10.7 Imports by Selected Commodities in Rupees

(In Thousand Rupees)

GROUPS/COMMODITIES	UNIT	NOVEMBER, 2014		CUML, FROM JUL, 2014		NOVEMBER, 2013		CUML, FROM JUL, 2013	
		QUANTITY	VALUE	QUANTITY	VALUE	QUANTITY	VALUE	QUANTITY	VALUE
GRAND TOTAL			366214872		2055956700		392509910		1890912428
A. FOOD GROUP			26288220		149843604		27438463		132052420
1.MILK AND CREAM	KG	4263643	1249443	22584415	6205212	6139832	1491279	17863564	4028121
2.WHEAT UNMILLED	MT	54924	1535775	675076	18672757	61613	1828404	366015	11009875
3.PULSES	KG	48904701	3038990	245457561	15144568	27945024	1674878	175549315	11366464
4.DRY FRUITS	KG	12550660	830578	73350177	4296464	12204139	1003488	45171125	3812265
5.SUGAR REFINED	MT	2638	172890	5607	358803	967	65449	3792	250054
6.TEA	KG	10038713	2070723	62042909	13312934	10256261	2334767	46715848	11413706
7.SPICES	KG	9057588	710812	49897941	3941692	7532908	694159	37852984	3018062
8.MILK FOOD FOR BABIES,INFT.,INVLD	KG	817710	707719	4166543	3286228	428639	348759	2567601	2042510
9.BEVERAGES	LTR	746000	50896	4001339	322546	510603	44103	2848903	241394
10.PALM OIL	KG	212245468	15811457	991212841	80715136	208050944	17900409	964423943	81578455
11.SOYABEAN OIL	KG	1091200	108936	36505908	3587265	521330	52768	30471676	3291513
B. MACHINERY GROUP			75153782		406851186		67752010		347308064
1.POWER GENERATING MACH.	--		11191943		50163139		5253635		34574311
2.AGRICULTURE MACHINERY&IMPLEMENTS	--		701504		4401332		1149455		3231184
3.CONSTRUCTION & MINING MACHINERY	--		1309588		11314486		983275		12934370
4.TEXTILE MACHINERY	--		2932323		18181551		6425222		22605108
5.METAL WORKING MACHINERY	--		655840		2952317		434257		2043080
6.GEN INDUSTRIAL MACH & EQU/PARTS Ns	--		12878178		58697203		13855401		51853463
7.OFFICE MACH.INCL.DATA PROS. EQUIP.	--		2496965		21956764		1885105		8384938
8.TELECOM & SOUND RECORDING EQUIP	--		12484739		64175698		11431468		54856987
9.ELECTRICAL MACHINERY & APPARATUS	--		8468958		50623512		7271715		44526852
10.ROAD MOTOR VEHICLES	--		10742690		56200621		10263351		50671096
11.RAILWAY VEHICLES	--		206679		8701975		391527		719076
12.AIRCRAFTS,SHIPS AND BOATS	--		7661630		42583148		5883290		47078088
13.OTHER MACHINERY	--		3422745		16899441		2524308		13829511
C. PETROLEUM GROUP			99539465		621535845		141240808		677760607
1.CRUDE PETROLEUM	MT	489685	30433398	2878443	228410568	561196	48321214	3081805	250105117
2.PETROLEUM PRODUCTS	MT	1043973	68257732	5402886	390331599	1132772	91710151	5531360	424714619
3.GAS NATURAL & MANUFACTURED	--		848335		2793678		1209444		2940871
D. TEXTILE GROUP			11178047		62609387		12136094		54137513
1.SYNTHETIC AND REGENERATED FIBRE	KG	20057087	3957387	130264136	24524022	18477362	3849265	81641215	16985372
2.SYNTHETIC & ARTIFICIAL SILK YARN	KG	24704955	5315609	124902870	27601078	20654606	5587962	89330625	23983409
3.WORN CLOTHING	KG	38231497	1058573	182748907	5128522	35190069	1499129	186260809	7802730
4.ARTICLES OF APPAREL & CLOTHING	--		579854		3664838		724749		3267814
5.BAGS & SACKS OF TEX. MATERIALS	MT	253	29594	2115	267864	652	75446	3397	347221
6.JUTE	MT	4342	237030	26026	1423063	7602	399543	32345	1750966
E. AGRICULTURE/OTH. CHEMICAL GROUP			59429382		319371274		64561874		277617693
1.ORGANIC CHEMICALS	--		14974662		81272244		17422615		82605950
2.INORGANIC CHEMICALS	--		4204819		21236416		4030454		19431521
3.DYEING TANNING & COLOUR MATERIAL	KG	9624146	2616559	52607672	16134452	10580370	3336827	44361524	14375841
4.MEDICINAL PRODUCTS	KG	2160030	8744923	10770033	45641139	2159893	8167948	8938723	32474591
5.ESSENTIAL OIL, PERFUMES TOILT ETC	KG	8978532	2350195	43187606	12269595	6862463	2368059	26493812	9244753
6.FERTILIZER MANUFACTURED	MT	109844	5179108	769393	35661749	233183	10459219	791226	32196301

Contd.

10.7 Imports by Selected Commodities in Rupees

(In Thousand Rupees)

GROUPS/COMMODITIES	UNIT	NOVEMBER, 2014		CUML, FROM JUL, 2014		NOVEMBER, 2013		CUML, FROM JUL, 2013	
		QUANTITY	VALUE	QUANTITY	VALUE	QUANTITY	VALUE	QUANTITY	VALUE
7.PLASTIC MATERIALS	KG	83402546	14640130	425893427	75697126	68044088	13051945	340113991	62028212
8.INSECTICIDES	KG	2890159	1797784	10376532	6117185	2250198	1211862	8554731	4337469
9.OTHER.CHEMICAL PRODUCTS	--		4921202		25341368		4512945		20923055
F. METAL GROUP			27014077		143397367		21775018		101416346
1.IRON ORES AND CONCENTRATES	MT	--	--	93921	1482167	--	--	65338	904409
2.IRON AND STEEL SCRAP	MT	194334	7747146	1177540	42783748	134375	5228967	814120	31612999
3.NON FERROUS BASE METAL WASTE & SCR	MT	7681	443917	53903	2799556	6555	404920	33728	1851469
4.IRON AND STEEL	MT	196236	14876082	899977	71821904	162314	11787315	639372	48448211
5.ALUMINIUM WROUGHT & WORKED	--		985091		5567900		1013964		4573785
6.MANUFACTURES OF METAL NES	--		2961841		18942092		3339851		14025473
G. MISCELLANEOUS ITEMS			38472167		214160134		31787388		167634300
1.FEEDING STUFF FOR ANIMALS	KG	114969124	5925270	509171002	27234990	78366683	4315090	198325557	10931010
2.HIDES,SKINS AND FURSKINS RAW	KG	1230460	456344	5800819	2475077	3797758	1182315	8274949	2725262
3.OIL SEEDS & OLEAGINOUS FRUITS	KG	129624760	8603719	756791648	44217971	47039414	5186888	255988892	18542917
4.RUBBER CRUDE INCL.SYNTH/RECLAIMED	KG	10263859	1236445	55153624	6355089	11126792	1546473	46653095	7113569
5.WOOD & CORK	--		766074		3757888		553862		2576924
6.PULP AND WASTE PAPER	KG	15208506	784183	110063245	5537999	20692644	757121	126049763	5703291
7.FERTILIZER CRUDE	MT	3486	166389	17444	776982	225	7735	99176	1692506
8.CRUDE ANIMAL&VEGETABLE MATERIALS	KG	7767922	978050	39983051	6574966	5398518	725486	30587180	4946947
9.COAL, COKE & BRIQUETTES	MT	307927	3447642	2127623	23431669	135689	1825422	788391	9607531
10.ANIMAL OILS AND FATS	KG	3816938	286772	12550705	1019284	1155588	96623	8739186	749879
11.ANIMAL/VEG, FAT OIL WAX ETC NES	KG	1823995	239617	7442056	933011	2409265	211690	10261830	796239
12.RUBBER TYRES & TUBES	NO	393760	2089602	2146964	12491418	500090	2275545	1906091	9085694
13.CORK/WOOD MFG.(EXCL FURNITURE)	KG	10245875	522720	44495702	2418495	7125807	451321	33841438	1886131
14.PAPER&PAPER BOARD & MANF. THEREOF	KG	39978478	3807618	215741333	20785351	41000019	3972858	166275710	15560604
15.CEMENT	MT	4236	127767	18673	525796	2749	71632	11924	266881
16.PREFABRICATED BUILDGS,SANITRY,PLG	--		831343		4003344		858496		2431594
17.FOOTWEAR	PAIR	2091013	684903	9790491	4351384	1560602	683013	8045199	3397541
18.PROFESSIONAL,SCIENTFIC & CONTROL	--		3299020		18596501		3549084		15384154
19.PHOTO EQPT, OPTICAL GOODS N.E.S.	--		454706		2484242		515350		2253764
20.PRINTED MATTERS	--		765821		6719673		847633		28457394
21.ARTICLES N.E.S. OF PLASTICS	KG	1929887	725776	12790220	4512544	2896026	863456	10808392	3699080
22.BABY CARRIAGES, TOYS GAMES ETC.	--		439002		2617503		374714		1955763
23.OFFICE STATIONERY SUPPLY N.E.S	--		243310		1171219		230910		863327
24.JEWELLERY OFGOLD/SILVERSMITH WEAR	--		145948		602546		65641		563512
25.MUSICAL INSTRUMENTS AND PARTS	--		488854		7257682		379364		2019688
26.ARTICLES & MFG. OF CAVING ETC.	--		721261		2393483		49247		335984
27.GOLD.NON-MENETART NOT ORE/CONCEN	GM	55806	234011	216028	914025	42097	190419	3424646	14087114
ALL OTHER ITEMS	--		29139733		138187904		25818255		132985486

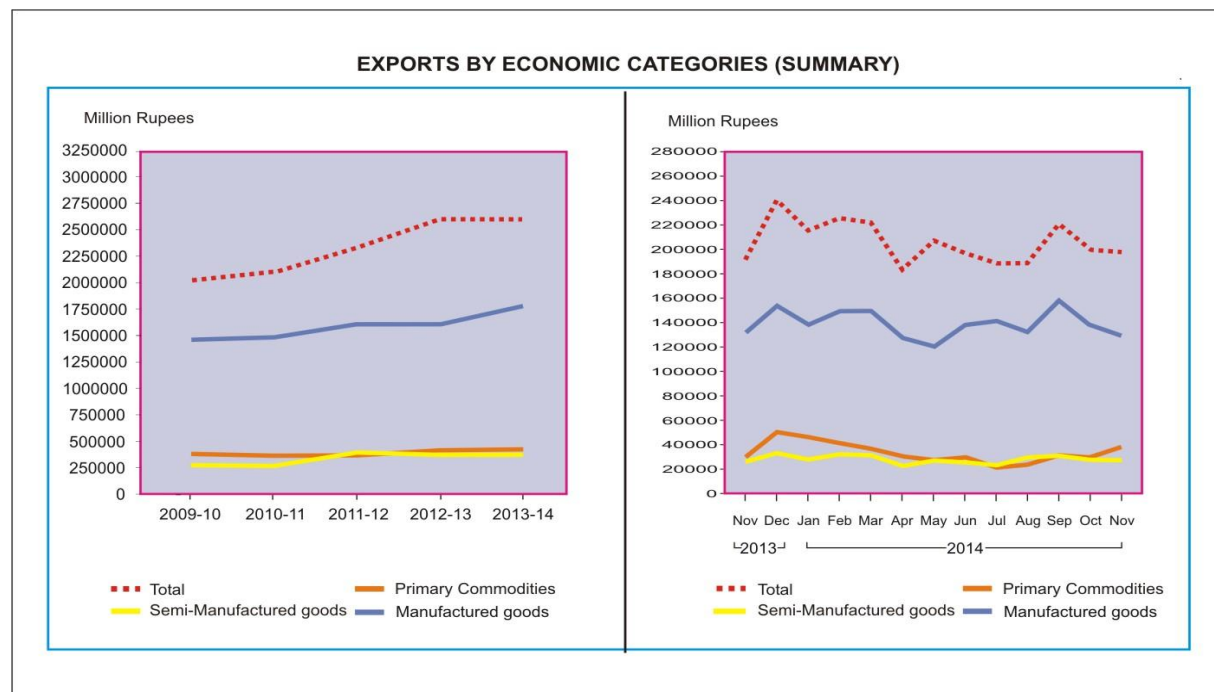
10.8 Exports by Economic Categories (Summary)

(Million Rupees)

Year/Month	Total	Primary commodities	Semi-manufactured goods	Manufactured goods
2009-10	1,617,457.6	287,490.6	170,608.5	1,159,358.5
2010-11	2,120,846.7	377,535.7	274,500.4	1,468,810.5
2011-12	2,110,605.5	362,404.4	261,151.3	1,486,369.7
2012-13	2,366,477.8	364,127.0	391,151.3	1,611,199.5
2013-14	2,583,463.2	420,496.3	369,066.1	1,793,900.8
2013 Oct	197,939.6	27,225.9	29,689.6	141,024.1
Nov	193,132.7	31,550.7	27,834.4	133,747.6
Dec	241,842.6	51,907.1	34,500.2	155,435.3
2014 Jan	217,160.3	47,913.8	29,216.5	140,030.0
Feb	227,292.7	42,828.9	33,637.5	150,826.3
Mar	223,104.2	38,377.1	33,432.4	151,294.7
Apr	185,909.4	31,936.4	24,369.5	129,603.5
May	208,315.8	28,812.4	28,424.6	151,078.9
Jun	198,680.7	31,132.4	27,268.3	140,280.1
Jul	189,756.5	22,490.4	24,718.8	142,547.3
Aug	190,351.2	25,366.2	31,020.3	133,964.7
Sep	222,613.8	32,069.5	31,648.4	158,895.9
Oct	200,455.8	31,489.4	29,556.4	139,410.0
Nov *	199,310.3	39,304.5	29,094.2	130,911.6

Note: Total may not tally due to rounding of figures.

* Provisional



10.9 Export by Economic Categories (Details)

(In Thousand Rupees)

COMMODITIES	NOVEMBER , 2014	CUML.FROM JULY 2014	NOVEMBER, 2013	CUML.FROM JULY 2013
GRAND TOTAL	199310302	1002487612	193132653	1081157472
A. PRIMARY COMMODITIES:	39304510	150720021	31550685	147588165
RAW COTTON (INCLUDING LINTER & WASTE)	2593557	10908887	3528522	13427965
RAW WOOL (INCLUDING ANIMAL HAIR)	95109	439075	124669	597561
FISH	3591160	14845871	3001220	14902682
RICE	22515707	74834308	14791725	71225878
HIDES & SKINS (INCLUDING FUR SKINS)	42174	210481	109501	326046
FRUITS & VEGETABLES	3458720	14508917	4611666	20203733
SPICES	620299	2340021	321339	1846518
TOBACCO UN-MANUFACTURED	115882	569855	111884	667705
OTHER PRIMARY COMMODITIES	6271902	32062605	4950160	24390078
B. SEMI-MANUFACTURES:	29094168	146037984	27834408	158217285
COTTON YARN	18455190	83020375	14856736	94037352
LEATHER	4150344	20542845	3887330	21356730
MOLASSES	6288	369718	236	1596671
OIL CAKES	6069	534492	228324	2796556
AGAR, AGAR DUST & WOOD				
HENNA LEAVES & POWDER	9339	2872649	18308	91026
OTHER SEMI MANUFACTURES	6466938	38697907	8843474	38338951
C. MANUFACTURED GOODS:	130911624	705729607	133747560	775352022
COTTON THREAD	270471	684148	80397	899801
COTTON FABRICS WOVEN	19400801	103206202	20406352	122977274
TEXTILE FABRICS (OTHER THAN COTTON FABS)	3582291	16385422	3871470	13945816
WOOLLEN CARPETS	1334924	4806148	1433094	6259918
TAPESTRIES		5092	37	81
MANUFACTURE OF LEATHER	5850017	31044591	6217199	32390203
FOOTWEAR	880360	5276147	675576	4449676
SPORTS GOODS (EXCLUDING INDOOR GAMES)	1395679	7310896	1200735	6861300
TOBACCO MANUFACTURED	21299	79039	11268	107855
MEDICAL INSTRUMENT N.E.S.	169382	1180545	383213	1314745
FRUIT & VEGETABLE PREPARATIONS	883596	3317448	612591	3112692
FISH PREPARATIONS		210866	91898	569834
CEREAL PREPARATIONS	485790	2240178	313874	3027512
GUAR PRODUCTS	582250	2789273	354173	2837467
FLOUR & MEAL OF OIL SEEDS	1505	8795	720	44757
FISH MEAL & MEAT MEAL	91420	551641	276140	780447
PETROLEUM PRODUCTS	85452	24878881	561631	50805524
CHEMICAL & CHEMICAL PREPARATIONS	6887712	41392147	7002004	56280723
MACHINERY & TRANSPORT EQUIPMENT	1525977	9179966	2708028	14141624
ARTICLES OF APPAREL AND CLOTHING				
ACCESSORIES (INCLUDING HOSIERY)	35890493	186509117	32335662	174392803
OTHER MANUFACTURED GOODS	51572204	264673065	55211498	280151968

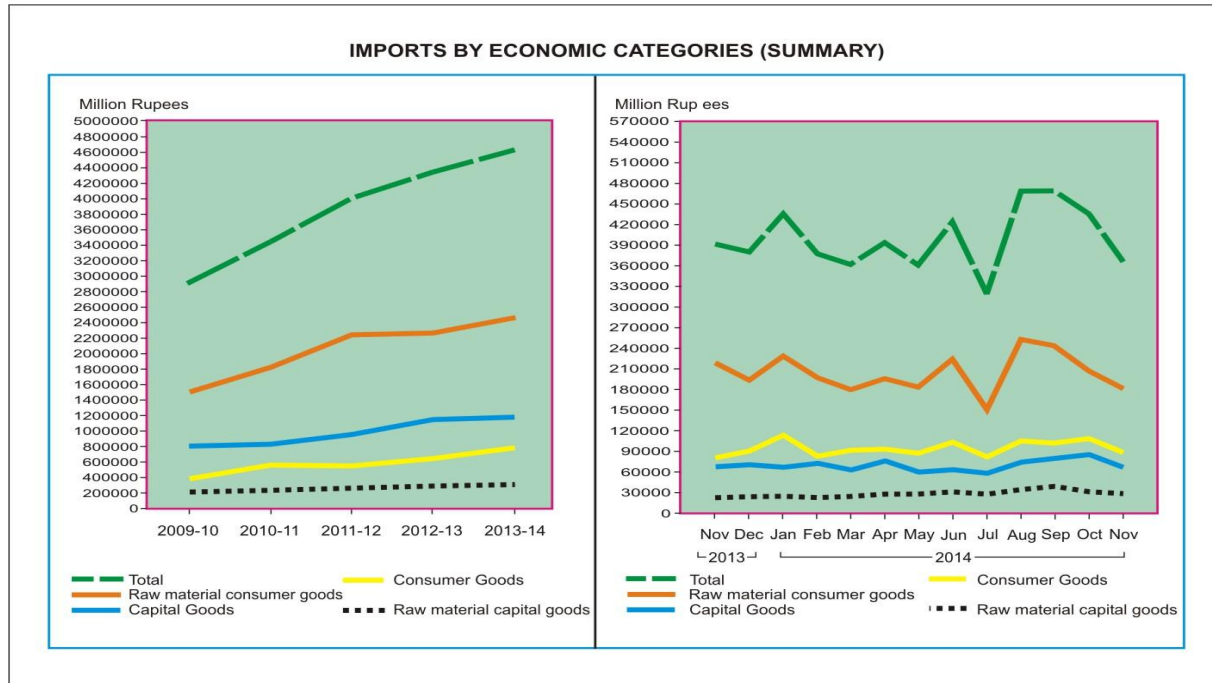
10.10 Imports by Economic Categories (Summary)

(Million rupees)

Year/Month	Total	Consumer goods	Raw material		Capital goods
			Consumer goods	Capital goods	
2009-10	2,910,975.3	380,826.6	1,509,081.1	209,051.4	812,016.2
2010-11	3,455,285.6	560,512.2	1,826,243.4	239,525.0	829,005.0
2011-12	4,009,093.0	552,018.1	2,251,624.0	261,940.8	943,510.1
2012-13	4,349,879.5	652,553.3	2,353,818.1	293,733.6	1,049,774.5
2013-14	4,630,520.8	780,192.2	2,462,189.2	306,810.4	1,081,329.0
2013 Nov	392,509.9	68,645.2	219,302.3	23,430.2	81,132.2
Dec	380,944.2	71,020.3	194,209.3	24,707.2	91,007.4
2014 Jan	435,995.2	67,437.2	228,951.9	25,427.0	114,179.1
Feb	377,909.2	72,862.9	197,700.0	23,455.1	83,891.2
Mar	362,608.8	63,065.0	180,810.2	26,068.0	92,665.6
Apr	395,104.7	76,731.4	196,417.9	28,438.1	93,517.3
May	361,817.2	60,689.4	183,940.7	28,892.1	88,294.9
Jun	425,228.9	63,467.4	225,864.1	31,886.7	104,010.7
Jul	319,670.1	58,685.3	151,072.0	27,793.8	82,119.0
Aug	469,537.5	75,373.3	253,760.6	34,750.0	105,653.6
Sep	464,876.3	79,875.0	244,592.8	38,047.2	102,361.3
Oct	435,657.9	86,593.1	207,506.0	32,235.1	109,323.7
Nov *	366,214.9	66,887.8	181,086.1	29,320.7	88,920.3

Note: Total may not tally due to rounding of figures.

* Provisional



10.11 Imports by Economic Categories (Detail)

(In Thousand Rupees)

ITEMS	NOVEMBER, 2014	FROM JULY, 2014	NOVEMBER, 2013	FROM JULY, 2013
GRAND TOTAL	366214872	2055956700	392509910***	1890912428
1. CONSUMER GOODS TOTAL	66887815	367414602	68645224*	304918449
10190 OTHER LIVE ANIMALS		6771	13	6013
10511 FOWLS OF SPECIES WT UPTO 185G		199154		315019
10599 OTH LIVE POULTRY		175517		154179
20120 OTH CUT WITH BONE BOVIN ANIMAL				2855
20210 CARCASSES OF BOVIN ANIMAL FROZ	37	37		6592
20220 OTH CUTS WITH BONE IN,BOV FROZ	882	10396	1095	4648
20230 MEAT BOV ANIMAL FROZE BONELESS	3898	79517	16621	141190
20410 MEAT OF SHEEP/GOAT,F/CHILL/FRO			32	32
20430 CARCASSES OF LAMB,FROZEN		12		
20443 OTH MEAT OF SHEEP FROZ BONELES		2227		
20610 EDIBLE OFFAL OF BOV ANIMAL F/C	23287	119415	9190	30032
20622 LIVERS OF BOV ANIMALS FROZEN		19556		267
20629 O, EDIBLE OFFAL BOV ANI FROZEN				130
20714 CUTS & OFFAL OF FOWLS FROZEN		2585		6245
20727 CUT & OFFAL OF TURKEY,FROZEN		790	4380	6602
20745 OTH DUCK MEAT FROZEN		3918	4581	6862
21020 OTH MEAT BOV ANIM DRIED/SMOKED		1104	870	1051
21099 OTH EDI FLOUR/MEAL OF MEAT/OFL			1033	1033
30111 ORNAMENTAL FISH	2313	9617	933	7013
30119 OTHER ORNAMENTAL FISH		601	82	149
30191 TROUT, LIVE		103		
30199 OTHER LIVE FISH	267	1046	237	1484
30219 OTH SALMO FISH,EXCL LIVER F/CH				158
30229 O.FLAT FISH,EX.LIVER&ROES.F/CH		137	113	338
30239 OTH TUSAS EXCL LVR/ROES FR/CHL				3
30319 O.SALMONIDAE FROZ,EX.LIVER&ROE		25		
30329 O.TILAPIAS.EX.LIVERS&ROES FROZ				618
30339 OTH FLAT FISH,EXCL LIVERS FROZ	121000	460706	126619	276103
30363 COD FISH EXCL LVR/ROES FROZEN		33	47	134
30439 OTH FISH FILLET/MEAT FRESH/CHI		63	2345	14014
30451 OTH FILLETS OF TILAPIAS.FRE/CH			2748	14071
30459 OTH FILLETS OF OTH FISH.FR/CHI	823	823		353
30462 FROZE FILLET/MEAT.CATFISH FISH		6013	24718	66912
30479 FROZ FILLET O.BREGMACER FAMILY				16
30487 FROZEN FILLETS/MEAT OF TUNAS		281	57	80
30489 FROZEN FILLET/MEAT OF OTH FISH	85	100		
30499 OT FISH FILET/MEAT FRE/CH/FROZ	71931	141323	27697	94836
30510 FLOUR, MEALS & PELLETS OF FISH	2	177		
30520 LIVERS&ROES,DRIED,SMOKED,SALT		10		16
30539 OTH FISH FILLE/D/S/BR.NOT SMOK	34	34		
30549 OTH SMOKED FISH&FILLET NOT EDI				5
30559 OTH DRIED FISH SALT NOT SMOKED			47	47
30569 OTH FISH SALT,NOT DRIED/SMOKED			36	36
30579 OTHER EDIBLE FISH OFFALS	49	49		19
30611 ROCK LOBSTER&SEA CRAWFISH FROZ	6	52		
30614 CRABS FROZEN FIT FOR HUMAN CON		16		
30616 COLD WATER SHRIMPS&PRAWNS FROZ		414		890
30627 OTHER SHRIMPS&PRAWNS.NOT-FROZ	150	150		

Contd.

10.11 Imports by Economic Categories (Detail)

(In Thousand Rupees)

ITEMS	NOVEMBER, 2014	FROM JULY, 2014	NOVEMBER, 2013	FROM JULY, 2013
30739 OTH MUSSELS FROZ,DRIED,SALT	36	36		
30799 OTH FLOURS MEAL&PEL FOR HUMAN				253
30890 OTHER AQUATIC INVERTEBRATES		10		
40110 MILK&CREAM OF A FAT UPTO 1%	125	197	31	2449
40120 MILK & CREAM OF A FAT 1% TO 6%	92	1103	502	1204
40140 MILK & CREAM.FAT-6% TO 10%			23	23
40150 MILK & CREAM.FAT-EXCEEDING-10%	429	1765	989	3346
40210 MILK&CREAM IN POWDER FAT 1.5%	897639	4830459	1232787	3160552
40221 MILK&CREAM IN POWDER>1.5% FAT	27401	194440	1464	79843
40229 OTH,MILK&CREAM IN POWDER>1.5%	14915	143780	447	6737
40291 OTH MILK/CREAM NOT SOLID/SWEET	8473	24610	1330	3712
40299 OTH MILK/CREAM SOLID,SWEETEND	1132	55335	17257	100262
40310 YOGURT	338	5077	920	4306
40390 BUTTER MILK,CURDLED MILK/CREAM		112	402	1778
40410 WHEY AND MODIFIED WHEY CON SUG	24534	554875	231120	639208
40490 OTH PRODUCT CONSIST NATUR MILK	270897	379993		11961
40510 BUTTER	134	17705	3394	7782
40520 DAIRY SPREADS	15	15		10
40590 OTH FATS&OIL DERIVED FR MILK	225	4682	335	86499
40610 FRESH CHEESE INCL WHEY,CURD	12754	70299	17234	62992
40620 GRATED OR POWDER CHEESE		103	820	2123
40630 PROCESSED CHEESE NOT GRATED	20895	159620	30672	127018
40690 OTHER CHEESE	105	301	1088	1544
40711 FERTILIZED EGGS FOR INCUBATION	296	1079		6837
40719 FERTILIZED EGGS OF OTHER BIRDS		52798		
40729 OTH FRESH EGGS OF OTHER BIRDS				457
40790 OTH BIRD EGG IN SHELL FR/COKED		25		
40811 EGG YOLKS,DRIED		2086		
40891 OTH BIRDS,EGG,NOT IN SHELL DRY		11227	11485	11744
40900 NATURAL HONEY	15530	50806	8928	21320
70110 POTATO SEEDS	684421	1027123	274098	330602
70190 POTATOES,FRESH OR CHILLED	393522	6118719	2085	96821
70200 TOMATOES,FRESH OR CHILLED	1723921	5437345	1461818	8265659
70310 ONIONS AND SHALLOTS	122640	1211710	84313	1458766
70320 GARLIC	243405	2297568	100194	1890755
70390 LEEK,OTH ALLIACEOUS VEGETABLES		21486	328	403
70410 CAULIFLOWERS & HEADED BROCCOLI	83	968	126	1043
70490 OTH;EDIBLE BRASSICAS,FRESH/CHI	94	7945		88728
70511 CABBAGE LETTUCE(H-LETUC)SALAD	178	2914	250	1607
70519 OTHER; LETTUCE	247	548		1515
70610 CARROTS AND TURNIPS	1066	5480	170	3067
70690 OTH SALAD.BEETROOT,RADISH ETC	104	739	138	530
70700 CUCUMBERS&GHERKINS,FRESH/CHL	906	4000		1076
70810 PEAS FRESH OR CHILLED	61151	71512	28931	31490
70820 BEANS (SAME),FRESH OR CHILLED	226	506	224	437
70890 OTH LEGUMINOUS VEGETABLE FR/CH				1169
70920 ASPARAGUS,FRESH OR CHILLED	34	226	56	419
70930 AUBERGINES FRESH OR CHILLED	63	64		38
70940 CELERY OTH THAN CELERIAC,F/CHL	26	26		
70951 MUSHROOMS,FRESH OR CHILLED	188	1072	203	632
70959 OTH MUSHROOMS&TRUFFL FRESH/CH				39
70960 FRUIT OF GENUS CAPSICUM F/CHLL	71831	82257	122079	196781

Contd.

10.11 Imports by Economic Categories (Detail)

(In Thousand Rupees)

ITEMS	NOVEMBER, 2014	FROM JULY, 2014	NOVEMBER, 2013	FROM JULY, 2013
70970 SPINACH NEWZEALAND SPINACH FRE	66	99	66	66
70993 OTH PUMPKINS SQUASH&GOURDS F/C				168
70999 OTH VEGETABLES FRESH/CHILLED	2136	8441	1573	2190
71010 POTATO, FROZEN.		1887	472	594
71029 OTH LEGUMINOUS VEGETABLES FROZ		95	23	146
71040 SWEET CORN, FROZEN	2515	3210	1990	4177
71080 OTHER VEGETABLES,FROZEN	8	199	58	58
71090 MIXTURE OF VEGETABLES,FROZEN	522	992	52	52
71120 OLIVES PROVISIONALLY PRESERVED	19	42		159
71140 CUCUMBERS & GHERKINS PRESERVED		6276		
71159 OTH MUSHROOMS & TRUFFLES	15	49		980
71190 OTH VEGETABLES, PRESERVED			312	351
71220 ONION; WHOLE DRIED,CUT	9107	33221		6132
71231 MUSHROOM GENUS AGARICUS DRIED	156	2041	2381	2388
71239 OTH TRUFFLE DRYCUT WHOLE SLIC	11241	16592	695	9971
71290 OTH VEGETABLE MIXTURE DRIED	12259	68587	9740	55543
71310 PEAS DRIED SHELLED	1102534	5199623	520284	3429743
71320 CHICK PEAS DRIED SHELLED	312653	1137665	174344	1163772
71331 BEANS OF SPECIES VIGNA MUNGO	11540	73204	11025	24698
71332 SMALL RED (ADZUKI) BEANS		48	120	120
71333 KIDNEY BEANS,INCL WHITE BENAS	378330	2743266	366752	2573187
71339 OTHER BEANS	14551	96510	140920	417148
71340 LENTILES	540245	3834852	357965	2087732
71350 BROAD BEANS & HORSE BEAN	2207	11105	3667	16445
71390 OTH DRIED LEGUMINOUS VEGETABLE	676931	2048295	99801	1653618
71430 YAMS FRESH,CHILLED,FROZEN/DRIE	907	5247		
71440 TARO FRESH,CHILLED,FROZEN/DRIE				264
71490 OTHER ROOTS AND TUBERS		943	539	4527
80111 DESICCATED, COCONUTS	135781	459106	53240	211386
80112 COCONUT IN THE INNER SHELL		37		
80119 OTHER COCONUTS	30224	150885	25398	130418
80132 CASHEW NUT SHELLED	17296	80134	50962	121484
80211 ALMOND IN SHELL	46883	277182	12232	144547
80212 ALMOND,SHELLED (GIRI).	213	39358	37383	273630
80221 HAZEL NUTS,IN SHELL	48	48		
80222 HAZEL NUTS,SHELLED				189
80231 WALNUTS IN SHELL(AKHROTE)	411	710		427
80232 WAL NUTS SHELLED(AKHROTE)	59	191	43	156
80251 PISTACHIO IN SHELL	37116	59315	37270	79395
80252 PISTACHIO SHELLED	675	675	2596	6019
80280 ARECA(BETAL NUTS)	664262	3576996	803897	3004392
80290 OTHER EDIBLE NUTS	894	2602	850	2171
80310 PLANTAINS,FRESH OR DRIED		7660		4762
80390 OTHER BANANS FRESH OR DRIED		73207	197	291
80410 DATES	34812	58187	9361	37373
80420 FIGS		697		24
80430 PINEAPPLES	227	837	300	1137
80440 AVOCADOS	6	6		
80450 GUAVAS,MANGOES,MANGOSTEN F/DRY		1195		
80510 ORANGES	1071	11795		9431
80520 MANDARINS,CLEMENTIN ETC FR/DRY	794	794	889	889
80540 GRAPEFRUIT,INCLUDING POMELOS		810		412

Contd.

10.11 Imports by Economic Categories (Detail)

(In Thousand Rupees)

ITEMS	NOVEMBER, 2014	FROM JULY, 2014	NOVEMBER, 2013	FROM JULY, 2013
80550 LEMONS AND LIMES		77		794
80610 GRAPES, FRESH	652212	4542789	92175	1704834
80620 GRAPES, DRIED	3076	12797	3399	10369
80711 WATERMELONS		191669		74017
80719 OTHER MELONS		1325		6327
80720 PAPAWS;(PAPAYAS/PAPITA)	80	80		6
80810 APPLE, FRESH	103468	200281	136849	296340
80830 PEARS FRESH	3174	10555	3102	11090
80910 APRICORTS;FRESH(KHUBANI)		630740		287089
80921 SOUR CHERRIES; FRESH		17		
80940 PLUMS AND SLOES	41	391	61	73
81010 STRAWBERRIES,FRESH				
81050 KIWIFRUIT, FRESH	64	729	60	249
81090 OTHER FRESH FRUITS	321852	651140	128550	415792
81110 STRAWBERRIES,FROZEN		1766		315
81120 RASBERRY,BL.BERRY MULBERRY FRZ	2468	9153	457	1310
81190 OTHER FRUITS AND NUTS,FROZEN		60		58
81290 OTH FRUIT/NUTS PRESERVED PROVI		223		
81310 APRICOTS DRIED	248	937	106	1212
81320 PRUNES DRIED	366	537	373	2417
81330 APPLES DRIED	1256	6446		
81340 OTHER DRIED FRUITS	57822	156749	54180	160910
81350 MIXTURE OF NUTS,DRIED FRUITS		270		59
90121 COFFEE,ROAST,NOT DECAFFEINATED	322	1816	2281	3131
90122 COFFEE ROASTED,DECAFFEINATED		96		
90190 OTH COFFEE HUSKS/SKIN/COFE SUB	3885	16903	5760	11360
90210 GREEN TEA PACK < 3 KG	490	7026	322	1587
90220 OTHER GREEN TEA(NOT FERMENTED)	118382	413440	67391	186743
90230 BLACK TEA & PARTLY FERMENTED)	1990	2923	38	3462
90240 OTH BLACK TEA,OTH PARTLY F.TEA	1949860	12889544	2267016	11221914
90300 MATE		44	48	79
90411 PEPPER,NEITHER CRUSH NOR GROND	32974	439883	99341	438557
90421 FRUIT OF GENUS CAPSICUM DRIED	30847	285363	294	4436
90422 FRUIT OF GENUS CRUCHED/GROUND	11229	37520	1359	3417
90611 CINNAMON NOT CRUSHED OR GROUND	2823	8540	1267	7391
90619 OTHER CINNAMON	33779	243995	32308	156187
90620 CINNAMON & TREE FLOWER,CRUSHED				25
90710 CLOVES NEITHER CRUSHED/GROUND	24115	97792	22723	94185
90720 CLOVES CRUSHED & GROUND			487	717
90811 NUTMEG NEITHER CRUSHED/GROUND	16489	50109	6102	33042
90812 NUTMEG CRUSHED & GROUND		151		2074
90821 MACE NEITHER CRUSHED/GROUND	13891	44730	11214	46840
90831 CARDAMOMS NITHER CRUSHED/GRO	57054	228914	47229	214437
90832 CARDAMOMS CRUSHED & GROUND			723	723
90921 SEEDS-CORIANDER NITHER CRU/GRO	34331	146893	18222	82819
90922 SEEDS-CORIANDER CRUSHED/GROUND	2781	8812	569	7535
90931 SEEDS OF CUMIN (WHITE ZEERA)	38912	215491	30319	172485
90932 SEEDS CUMIN.CRUSH/GRO(W.ZEERA)		806	24	24
90961 CARAWAY,ANISE,FENL,JUNI.N-CR/G	3962	50459	3472	21558
90962 CARAWAY,ANISE,FENEL,JUNI.CR/GR				
91011 GINGER NEITHE CRUSHED/GROUND	403106	2049157	410560	1703996
91012 GINGER. CRUSHED OR GROUND	497	2411		

Contd.

10.11 Imports by Economic Categories (Detail)

(In Thousand Rupees)

ITEMS	NOVEMBER, 2014	FROM JULY, 2014	NOVEMBER, 2013	FROM JULY, 2013
91030 TURMERIC (CURCUMA)	2475	25713	3377	14164
91091 MIXTU OF PROD H-09.04 TO 09.10		151	137	525
91099 OTHER SPICES	1546	4802	4432	12926
100119 DURUM WHEAT	1535775	18672757	1828404	10981596
100199 OTHER DURUM WHEAT & MESLIN				28279
100290 OTHER RYE		333		
100390 OTHER BARLEY	18793	18834	20095	40214
100490 OTHER OATS	11794	103107	7222	7222
100510 SEED, MAIZE	899490	2435047	1360978	1951600
100590 OTHER MAIZE (CORN)	210	5947	8430	28877
100610 RICE IN HUSK (PADDY OR ROUGH)	21606	211123	27	12114
100630 SEMI/WHOLLY MILLED RICE/POLIS	5756	33888	14518	141073
100640 BROKEN RICE	4438	6775		
100710 SEED GRAIN SORGHUM(JAWAR)		1839		1305
100790 OTHER GRAIN SORGHUM(JAWAR)	706	3023		1194
100810 BUCK WHEAT		4357		103
100821 MILLET (BAJRA)		6565		16249
100829 OTHER MILLET (BAJRA)	20367	56328	916	16038
100830 CANARY SEED		2655		4161
100890 OTHER CEREALS		1263	913	2085
110100 WHEAT OR MESLIN FLOUR	29606	397608	6587	211483
110220 MAIZE (CORN) FLOUR	305	355	26	26
110290 OTHER CEREAL FLOUR	537	1158	2532	4623
110311 GROATS AND MEAL OF WHEAT		1029	68	68
110313 GROATS&MEAL OF MAIZE (CORN)	2136	6768	4603	11485
110412 ROLLED OR FLAKED, OATS.		427		
110419 ROLLED/FLAKED GRAIN/OTH CEREAL	956	999		
110422 OTHER WORKED GRAIN OF OATS	1558	17804		8820
110423 OTH WORK GRAIN OF MAIZE (CORN)		29		
110429 OTH WORK GRAIN OF OTH CEREALS		1128		3656
110510 FLOUR,MEAL&POWDER OF POTATOES	30835	181316	39236	146953
110520 FLAKE,GRANULE/PELLETS POTATOES		5746		46
110610 FLOUR,MEAL,POWDER,DRY LEGU VEG	215	215		
110620 FLOUR,MEAL POWDER OF SAGO/ROOT		34	10	10
110710 MALT NOT ROASTED	2177	2177		
121120 GINSENG ROOTS		2560	377	2266
121229 OTHER SEAWEDS& OTHER ALGAE	125	100534		4204
121299 OTHER FRUIT STONE&KERNELS/VEG		468	285	309
121300 CEREAL STRAW & HUSKS,IN PELLET	70247	421866	35793	134609
121410 LUCERNE (ALFALFA) MEAL&PELLETS		3910		
121490 OTH SWEDES,MANGOLDS,FODDER,HEY		182	87	87
130120 GUM ARABIC	4030	10243	3202	42759
160210 HOMOGENISED PREP MEAT/EDB MEAT		120		
160231 OTH PREP/PRESV MEAT OF TURKEY		259		
160232 OTH PREP/PRESV MEAT OF FOWLS	28540	182928	48280	191260
160239 OTH PREP/PRESV,MEAT OTH POLTRY	778	23767	26967	41358
160250 OTH PREP/PRES MEAT BOVIN ANIML	78	18214	6039	11637
160290 OTH PREP MEA OFL,BLOOD ANIMAL		75		
160411 SALMON,FISH,WHOLE/PIE NOT MICE		36		7
160412 HERRING,WHOLE/FIECE NOT MINCED		102		
160413 SARDINE,BRISL/SPRAT W/P N-MINC		27	12	20
160414 TUNAS,SKIPJACK,BONITO,WHOLE/PC	405	711	172	342

Contd.

10.11 Imports by Economic Categories (Detail)

(In Thousand Rupees)

ITEMS	NOVEMBER, 2014	FROM JULY, 2014	NOVEMBER, 2013	FROM JULY, 2013
160419 OTH FISH,WHOLE/PIECE NOT MINCE	3175	8908	5721	12845
160420 OTH FISH PREPARED PRESERVED	4428	6729	4153	9364
160510 CRAB,PREPARED OR PRESERVED.	8002	8314	34	111
170112 BEET SUGAR RAW NOT CONT FLAVOR		76		62
170191 O.CANE/BEET SUGAR CON.FLAV/COL			646	3498
170199 OTH CANE/BEET SUGAR PURE SUC	172890	358803	64803	246555
170211 LACTOSE & LACTOSE SYRUP WT 99%	120213	547401	47020	318416
170219 OTH,LACTOSE AND LACTOSE SYRUP	1022	18282	1505	16743
170220 MAPLE SUGAR AND MAPLE SYRUP			142	142
170230 GLUS SYP,DRY STAT FRVCT <20%	35986	259592	32654	174531
170240 GLUCOSE/GLUCOSE SYRUP<20% FRUC		682	813	813
170250 CHEMICALLY PURE FRUCTOSE		614		213
170260 OTH FRUCTOS SYP,50% WT OF FRAC		164		
170290 OTH SUGAR INCL INVERT SUGAR	75312	299025	20838	171864
170310 CANE MOLASSES				290
170410 CHEWING GUM,WH/NOT SUGA COATED	8985	54051	2140	25610
170490 OTH SUGAR CONFECT NOT CON COCA	52985	283669	53206	186707
180100 COCOA BEANS,WHOLE,BROKEN,ROAST				6
180310 COCOA PASTE,NOT DEFATTED(LICOR	42263	246464	41324	91902
180400 COCOA,BUTTER,FAT AND OIL	123186	473437	29797	94028
180500 COCOA POWDER,NOT CON ADDED SUG	74740	438543	89970	481971
180610 COCOA POWDER,CON ADDED SUGAR	1180	1318	24	228
180620 OTH PREPA WT2KG,PAS,BLOCK SLAB	33811	424591	59578	210724
180631 OTH FOOD PREP COCOA BARS FILD	30448	125756	34253	125093
180632 OTH FOOD PREP COC BAR NOT FILD	168	4646		1035
180690 OTH,FOOD PREP CONT COCOA LIQUD	25881	109982	11967	66008
190110 FOOD PREP FOR INFANT USE	707719	3286228	348759	2042510
190120 MIXES&DOUGHS FOR PREP BAKER	2497	22403	13748	44458
190190 OTH FOOD PREP OF FLOUR,MEAL	236715	947420	231002	748741
190211 UNCOOK PASTA,NUT STUFD CON EGG	30	188	34	390
190219 OTHER,UNCOOKED PASTA.	3074	14019	2734	5793
190220 STUFFED PASTA,WHETH/NOT COOKED	38	112	6	6
190230 OTHER PASTA	1091	10053	1147	7061
190240 COUSCOUS WHETER OR NOT PREPARE		54		3
190300 TAPIOCA&SUBSTI PRE FRM STARCH	2396	35932	2305	31299
190410 PREP FOOD,SWLL/ROAS OF CEREALS	21192	89076	24074	89823
190420 PREP FOOD UNROAST CEREAL FLAKE	3319	15796	3588	7204
190430 BULGUR WHEAT			11	11
190490 OTH PREP FOOD OBTAIN BY CEREAL	4581	48715	10475	54470
190510 CRISPBREAD AND BUNS		104		503
190520 GINGER BREAD AND THE LIKE.				
190531 SWEET BISCUITS	7029	25688	6901	21281
190532 WAFFELS AND WAFERS	9546	46295	2829	32076
190540 RUSK,TOASTED BREAD & PRODUCTS	4367	8781	7052	28890
190590 OTHER BACKERY PRODUCTS	19673	130576	11545	70360
200110 CUCUMBER,GHERKINS PREP/PRESERV		130	516	1720
200190 OTH VEG FRUIT,NUT,PRES VIN/ACE	1280	8245	1516	7916
200210 TOMATOES,WHOLE/PIECE,PREP/PRSV	70	1149	226	374
200290 OTH,TOMATO/PRE/PRSV O/TH VINGER	12031	140544	44321	130160
200310 MUSHROOM,PREP/PRSV O/TH VINHER	6980	20100	2348	7552
200390 OTH MUSHROOM&TRUFFLE PREPARED	2028	3360	27	2148
200410 POTATO,PREP/PRSV,O/TH VINGERS	54035	193208	46136	217021

Contd.

10.11 Imports by Economic Categories (Detail)

(In Thousand Rupees)

ITEMS	NOVEMBER, 2014	FROM JULY, 2014	NOVEMBER, 2013	FROM JULY, 2013
200490 OTH VEG MIX/VEG PREP O/TH VING	1575	35288	15120	77871
200510 HOMOGENIZED VEGETABLES	103	439	7	11
200520 POTATO PREP O/TH VING NOT FROZ	1863	8055	1730	9685
200540 PEAS PREP O/TH VINGER NOT FROZ	200	2081		128
200551 BEAN SHEL D PREP O/TH VING N/FZ	300	1557		121
200559 OTH BEAN PREP O/TH VING NOT FZ	1399	9742	1723	4118
200560 ASPARAGUS,PREP O/TH VING N-FZ			112	208
200570 OLIVES PREP O/TH VING NOT FROZ	10331	47141	3810	33559
200580 SWEET CORN,PREP/PRESV NOT FROZ	2815	17943	2485	11457
200591 OTH VEGETABLES& MIXTURE OF VEG	21	162		34
200599 OTH VEGE PREPARED OR PRESERVED	4142	12312	227	5559
200600 VEG,FRUIT,NUTS,PEEL PRE BY SUG	63	1034	163	536
200710 HOMOGENENISED PREPARATIONS	43	215	289	520
200791 OTH,CITRUS FRUIT COOKED PREP				129
200799 OTH JAM,FRUIT,JELLY,MARMALADE	5548	19136	2630	32911
200811 GROUND NUTS,PREP/PRESERVED	230	517	194	1958
200819 OTH NUTS/SEED INCL MIXTURES	534	10093	2732	10726
200820 PINEAPPLES,PREPARED/PRESERVED	12570	167610	15690	112013
200830 CITRUS FRUIT,PREPARE/PRESERVED		23431		27797
200840 PEARS,PREPARED OR PRESERVED		2560	811	3760
200850 APRICOTS,PREPARED OR PRESERVED				24
200860 CHERRIES,PREPARED OR PRESERVED	1045	7361	39	5232
200870 PEACHES,PRPARED OR PRESERVED	14293	74808	8003	48645
200880 STRAWBERRIES,PREPARE/PRESERVED	983	2879		1929
200897 MIXTURES OF FRUITS,NUTS&PLANTS	10430	161965	22987	126754
200899 OTH FRUITS,NUT/EDIBLE PLANTS	2207	11115	5503	14856
200911 ORANGE JUICE,FROZEN		7192		9181
200919 OTHER ORANG JUICE	39376	304907	37768	220982
200921 GRAPEFRUIT JUICE,BRIX VAL=20	117	119		40
200929 OTHER GRAPE FRUIT,JUICE		138	12	480
200931 JUICE OF ANY SINGL CITRUS FRUT			29	551
200939 OTH JUICE OF ANY CITRUS FRUIT		2525	345	5290
200949 OTHER PINEAPPLE JUICE	4216	53939	220	19808
200950 TOMATO JUICE				74
200961 GRAPE JUICE INCL GRAPE MUST		448		
200969 OTHER GRAPE JUICE	24003	221211	7644	186860
200971 APPLE JUICE ,BRIX VAL=20		1513		
200979 OTHER APPLE JUICE	34892	136995	36378	97532
200989 OTHER JUICE OF FRUIT/VEGETABLE	24144	66231	4849	6517
200990 MIXTURES OF JUICES	220	20450	75	24079
210111 EXTRACT,ESSENCE/CONC COFEE/PRE	112062	259666	71303	147773
210112 PREP WITH A BASIS OF EXTRA/COF	776	3542		5317
210120 EXTACT,ESSENCE ETC OF TEA MATE	1643	11107		134
210130 ROASTED CHICORY/OTH COFEE/SUB	415	415		
210210 ACTIVE YEASTS	32885	208146	37139	145201
210220 INACTIVE YEASTS,OTH SINGL CELL		5	1508	4358
210230 PREPARED BAKING POWDERS	46	13762		3930
210310 SOYA SAUCE	15922	84168	19710	57832
210320 TOMATO KETCHUP/OTH TOMATOSAUCE	4782	23644	3961	25364
210330 MUSTARD FLOUR/MEAL/PREP MUSTAR	547	3905	390	5496
210390 OTH SAUCES PREP/MIX SEASONING	15269	86813	11956	62191
210410 SOUPS/BROTHS & PREP THEREOF	107	769	57	132

Contd.

10.11 Imports by Economic Categories (Detail)

(In Thousand Rupees)

ITEMS	NOVEMBER, 2014	FROM JULY, 2014	NOVEMBER, 2013	FROM JULY, 2013
210420 HOMOGENISE COMPOSITE FOOD PREP	10	30	39	69
210500 ICE CREAM,OTH EDIBLE ICE	3469	13466	4007	12740
210610 PROTEIN CONCENTRATE/TEXT PROTIN	1193	12842	982	22372
210690 OTH FLAVOURING POWDER/CONCT	297025	4420394	491312	1926907
220110 MINERAL WATERS/AERATED WATERS	643	6694	674	5078
220190 OTH,NATURAL/ARTIFICIAL WATERS	21	1789	254	1248
220210 WATER,MINERAL/AERATED WATER	35787	233861	29098	124796
220290 OTH WATER/OTH NON ALCOLIC BEVG	3160	46132	10442	41491
220300 BEER MADE FROM MALT	1184	6346	319	15874
220410 SPARKLING WINE	1055	7108	801	8402
220421 OTH WINE OF FRESH GRAPES<2LT		163	348	348
220429 OTH WINE OF FRESH GRAPES>2LT	354	354	482	900
220820 SPIRIT OBT BY DISTIL GRAPEWINE	1374	4343		4471
220830 WHISKIES	6363	12450	1116	18726
220840 RUM&OTH SPIRITS DISTILL SUGAR		46		212
220850 GIN AND GENEVA	124	559	96	2211
220860 VODKA	546	1730	34	1658
220870 LIQUEURS AND CORDIALS	135	392	5	1141
220890 OTH SPIRIT/SPIRITOUS BEVERAGES	152	580	435	14840
220900 VINEGAR&SUBSTITUTE,ACTIC ACID	1049	7236	1154	3097
230110 FLOURS,MEALS,PELLETS,OF MEAT		7		
230120 FLOURS,MEALS,PELLETS,OF FISH	13938	36585		3195
230240 BRAN SHARP RESIDUE OF OTH CERL		854		
230310 RESID.STARCH MANUF&SIM RESIDUE	1690	1690		
230330 BREWING/DISTILLING DREGS/WASTE	11147	47685		
230400 OIL-CAKE/OTH S/RESID SOYABEAN	5287968	23660839	3782232	8829288
230620 OIL CAKE/OTH RESIDUE,LINSEEDS	6	1258		
230630 OIL CAKE/OTH SUNFLOWER SEEDS		6376	9534	17541
230641 OIL CAKE/OTH RESID COLZA SEEDS		133065	59673	299323
230649 OIL CAKE/OTH RESID RAPE SEEDS	7573	65269	58952	177694
230650 OIL CAKE/OTH RESIDUES,COCONUT		721		
230660 OIL CAKE/OTH RESIDUE,PALM NUTS	69235	638934	36057	165010
230690 OIL CAKE/OTH SOLID RESIDUE,VEG		2448		
230910 DOG/CAT FOOD,PUTUP RETAILSAL	11582	51816	6550	19236
230990 OTH,PREP USED IN ANIMAL FOOD	451884	2161486	326212	1285028
240110 TOBACCO,NOT STEMMED/STRIPPED	40	40	15781	17819
240210 CIGAR,CHEROOTS CONTAIN TOBACCO	66	417	255	1579
240220 CIGARETTES CONTAINING TOBACCO	99	93250	539	160867
240290 CIGAR,CHEROOTS/TOBACCO SUBST	2	464		281
240319 OTHER SMOKING TOBACCO			404	404
240391 HOMOGENISE/RECONSTITUTE TOBACO		3153	2822	5925
240399 OTH MANUFACTURED TOBACCO/EXTR	563	3539	8955	11678
271012 LIGHT OILS AND PREPARATIONS	18619590	99542509	24596929	95267210
271019 KEROSENE,INCL KER.TY. JET FUEL	84265	4323416	637665	3195932
293500 SULPHONAMIDES	153698	978342	131475	708999
293621 VITAMIN A ITS DERIVATIVE UNMIX	33758	97522	26604	99389
293622 VITAMIN B1/ITS DERIV UNMIXED	21594	80238	24235	62645
293623 VITAMIN B2/ITS DERIV UNMIXED	16069	70352	9966	58021
293624 D-,DL-PANTOTHENIC ACID(VITB3B5	27976	131985	21856	84852
293625 VITAMIN B6/ITS DERIV UNMIXED	37457	136456	28224	103637
293626 VITAMIN B12/ITS DERIV UNMIXED	31386	147553	16505	115661
293627 VITAMIN C/ITS DERIVATIVE UNMIX	60403	178075	31507	137052

Contd.

10.11 Imports by Economic Categories (Detail)

(In Thousand Rupees)

ITEMS	NOVEMBER, 2014	FROM JULY, 2014	NOVEMBER, 2013	FROM JULY, 2013
293628 VITAMIN D/ITS DERIVATIVE UNMIX	74260	273353	103361	180099
293629 OTH VITAMIN/ITS DERIV UNMIXED	70909	235788	18178	202814
293690 OTH INTER-MIXTURE PROVITAMINS	23374	60096	11610	78426
293712 INSULINE AND ITS SALTS		93231		46674
293719 OTHER POLYPEPTIDE HARMONES	11783	42124	17037	33304
293721 CORTISONE/HYDRO/PREDNISONE ETC	36348	162570	61084	170570
293722 HALOGENATE DERIV ADERNAL HORMN	76840	374444	99756	353559
293723 OESTROGENS AND PROGESTOGENS	113487	558437	5530	142256
293729 OTH,STEROIDAL HARMONES,DERIVAT	13606	131445	23556	108809
293750 PROSTAGLANDINS,THROMBOXANES&DR	6382	36742	1599	42911
293790 OTH HORMONES/ITS DERIVATIVES	25474	145842	110803	337882
293810 RUTOSIDE(RUTIN)/ITS DERIVATIVE		1422		1535
293890 OTHER, GLYCOSIDES	8841	67629	21960	39852
293911 CONCENTRATES OF POPPY STRAW	2975	97793	6216	141614
293919 OTH ALKALOIDS OF OPIUM/DERVATI	5057	56613	4141	19615
293920 ALKALOID CINCHONA/DRV SALT	94	8841	24	24
293930 CAFFEINE AND ITS SALTS	10473	198493	29722	119099
293949 OTHER,EPHEDRINE AND ITS SALTS		50157	18089	71294
293959 OTH THEOPHYLLINE/AMINOPHLLINE	17958	109907	21544	79893
293962 ERGOTAMINE (INN) AND ITS SALTS	1231	1231		
293969 OTH ALKALOID OF RYE ERGOT/SALT		135190		29750
294000 SUGARD O/T SUCROSE/LACTOSE ETC	77827	294439	36861	146305
294110 PENCILLINE/DERV/ACID/SALT ETC	22367	140899	5462	93064
294120 STREPTROMYCIN/DERIV/SALT THROF	3851	46569	1980	43183
294130 TETRACYCLINE/DERIV/SALT THROF	33992	231679	60655	192287
294140 CHLORAMPHENICAL/DERIV/SALT	14211	52504	6572	47816
294150 ERYTHROMYCIN/DERIV/SALT THROF	107544	807763	142072	622304
294200 OTHER ORGANIC COMPOUNDS.	16729	72333	3225	25028
300190 OTH GLAND ORGAN,EXTRACT,HAPRIN		245		260
300210 ANTISERA/OTH BLOOD FRAC MODIFY	3669	49922	14896	70304
300220 VACCINES FOR HUMAN MEDICINE	2926011	16286492	2317599	9564279
300230 VACCINE VETERINARY MEDICINE	261727	1556148	339812	1079120
300290 OTH HUMAN/ANIMAL BLOOD,THERAPC	100166	373611	50082	355173
300310 MEDICAMENT PENCILLIN DERV/ACID		31424		8
300320 MEDICAMENT OTH ANTIBIOTICS	4390	57346	2088	45333
300339 OTH,MEDICEMENT HARMONE ANTIBTC	78821	370351		102601
300390 OTH MEDICEMENT NES-NOT-R-SALE	200450	568993	105748	413108
300410 MEDICAMENT,PENCILLIN DERV/ACID	3567	112601	2602	197675
300420 MEDICAMENT OTH ANTIBIOTICS	186693	1122832	244700	1084165
300431 MEDICAMENT INSULIN NOT ANTIBTC	263743	1394556	178243	698709
300432 MEDICIMENT ADERN CORTC HARMONE		39392	21525	41236
300439 OTH MEDICIMENTHARMONE NOT ANT	200974	730992	208339	924418
300440 MEDICAMENT ALKALOID DERV ANTI	30697	192761	31611	34461
300450 OTH MEDICAMENT VITAMIN/OTH PRO	22447	235378	43870	366968
300490 OTH MEDICAMENT THERAPEUTIC USE	2544415	13393015	2809212	10597729
300510 SURGICAL TAP IN JAMBO ROLLS	41237	176569	40425	138177
300590 OTH WADDING,GAUZE,BANDAGE ARTI	37087	90408	81956	161716
300610 STERILE SURGICAL CATGUT, ETC	59876	583363	58737	292749
300620 BLOOD-GROUPING REAGENTS	33	1157		1521
300630 OPACIFY X-RAY EXAM DIAGNOSTIC	1172	5491	502	9772
300640 DENTAL CEMENT/DENTAL FILLING	14749	65772	13799	48055
300650 FIRST AID BOXES AND KITS.		2926		574

Contd.

10.11 Imports by Economic Categories (Detail)

(In Thousand Rupees)

ITEMS	NOVEMBER, 2014	FROM JULY, 2014	NOVEMBER, 2013	FROM JULY, 2013
300660 CHEMICAL CONTRACEPTIVE HORMONE	214143	492287		94300
300670 GEL PREP HUMAN/VETERINARY USE	1587	23002	613	2781
300691 APPL IDENTIFIABLE, OSTOMY USE		14093		22162
321519 PRINTING INK EXCL. BLACK	90080	562929	116163	535110
321590 OTH WRITING/DRAWING/OTH INK	21618	104242	22052	79595
330112 ESSENTIAL OIL OF ORANGE	2030	40151	5078	25170
330113 ESSENTIAL OIL OF LEMON	351	14735	53	9636
330119 OTH ESSENTIAL OIL/CITRUS FRUIT	34	113548		84339
330124 ESSENTIAL OIL OF PEPRAMINT	1641	6246	709	9199
330125 ESSENTIAL OIL OF OTHER MINTS	186	7138	164	3852
330129 OTH ESSENTIAL OIL O/T CIT FRUT	4051	21492	30887	51943
330130 RESINOIDS	98	1269		418
330190 OTH,CONCENTRATE ESSENT OIL NS	5603	41206	3753	42594
330210 MIXTURE ODORIFEROUS SUBS&MIXT	159363	977059	155955	923165
330290 OTH,MIXTURE,ODORIFEROUS SUBST	270057	1647722	241888	1395016
330300 PERFUMES AND TOILET WATERS	41479	264355	87703	291423
330410 LIP MAKE-UP PREPARATIONS	16199	87627	11645	34210
330420 EYE MAKE-UP PREPARATIONS	15691	78238	6521	42191
330430 MANICURE/PEDICURE PREPARATIONS	5813	32368	4024	15240
330491 POWDER WHETHER/NOT COMPRESSED	27785	155897	32762	95415
330499 OTH,BEAUTY/MAKE-UP PREPARATION	164266	643477	137955	400589
330510 SHAMPOOS	298130	1475666	323179	844392
330520 PREP PERMANENT WAVING/STRAIGHT	5260	28021	4989	18764
330530 HAIR LACQUERS	173	696	727	1665
330590 OTH PREP USE ON HAIR	71811	334101	46840	222986
330610 DENTIFRICES	9744	103453	38615	79732
330620 YARN,CLEAN TEETH(DENTAL FLOSS)	23	565		419
330690 OTH,PREP ORAL/DENTAL HYGIENE	452	8233	605	2084
330710 PRE/AFTER SHAVE PREPARATION	15765	103423	25343	55605
330720 PERSONEL DEDORANT&ANTIP RSPRNT	27775	202052	18046	98870
330730 PERFUMED BATH SALT/OTH PREP	238	2714		2192
330741 AGARBATTI/OTH ODORIFEROUS PREP	182	1016	28	91
330749 OTH PREP PERFUMING ROOM/RELIGS	22473	101927	7404	50400
330790 OTH,DEPILATORY/PERFUM ETCPREP	2035	14344	2582	13455
340111 SOAP&ORGANIC SURFAC-ACTIV PROD	189635	968886	81711	335020
340119 OTH,SOAP ORG-SURFAC-ACT PROD	12680	89560	23262	100889
340120 SOAP IN OTHER FORMS	29889	343409	90730	203959
340130 ORGANIC SURFACE ACTIVE PRODUCT	30325	123815	29283	111522
340211 ORGANIC SURFACE-ACTIVE AGENT	326160	1512050	320526	1484579
340212 ORGANIC SURFACE ACTIVE CATIONC	22061	61974	51814	213882
340213 ORG SURFACE ACTIVE NON-IONIC	245302	1370864	327058	1179886
340219 OTH ORG SURFACE ACTIVE AGENT	19929	181850	26970	121352
340220 ORG SURF PREP PUTUP FOR R-SALE	27114	189841	17624	66370
340490 OTH, ART/PREP WAXES	94915	550105	86835	390994
340510 PO/CREAM FOR FOOTWEAR/LEATHER	9142	75641	7198	25683
340520 POL/CREAM/PREP, WOOD FURNITURE	3979	18044	2873	11650
340530 POL/CREAM/PREP,COACHWORK/METAL	568	7389	1111	5175
340540 SCOURING/PASTE/POWDER/OTH PREP	15	498	38	1570
340590 OTH POL/CREAM/PREP,F-WEAR/LETH	7845	52064	25673	81420
350190 OTH CASEINATE DERIV CASEN GLUE	5602	24956	6113	14803
350211 EGG ALBUMIN DRIED		10446	13824	13824
360300 SAFETY FUSES DETONATING FUSES	23824	66905	40539	113336

Contd.

10.11 Imports by Economic Categories (Detail)

(In Thousand Rupees)

ITEMS	NOVEMBER, 2014	FROM JULY, 2014	NOVEMBER, 2013	FROM JULY, 2013
360610 LIQUID/LIQUEFIE GAS FUEL	31	688	2308	2851
391740 FITING FOR TUBE ETC OF PLASTIC	31602	155233	36390	124315
391810 FLOOR COVERING OF POLYMERS V-C	10774	124025	24087	73926
392190 OTH PLATE,SHEET ETC OF PLASTIC	109163	634155	118634	551106
392210 BATH,SHOWER WASH BASIN OF PLAS	1776	16656	911	10056
392220 LAVATORY SEAT/COVER OF PLASTIC	1499	7028	1507	7826
392290 OTH FLASH/SIM SANITARY PLASTIC	7085	27846	5263	11178
392310 BOXES,CASES,CRATES PLASTIC	66568	311908	52224	225731
392321 SACK&BAG OF POLYMER OF ETHYL	86687	348899	34634	173982
392329 SACKS & BAG OF OTHER PLASTICS	22260	231825	94178	378071
392330 CARBOYS,BOTTLES,FLASKS ETC	42373	266606	25741	148283
392340 SPOOLS,COPES,BOBINS ETC PLASTC	12084	105540	38637	146624
392350 STOPPERS,LIDS,CAPS ETC OF PLAS	84870	578218	81325	427997
392390 OTH ARTICLES FOR CONVEYANCE NS	5247	104514	63348	213811
392410 TABLEWARE KITCHENWARE OF PLAST	11723	90541	8242	42608
392490 OTH,HOUSEHOLD/TOILET ARTICLES	22618	99037	17631	55375
392510 RESERVOIRS,TANKS,VATS>300 LTRS	23	874		55680
392520 DOOR,WINDOWS FRAME&H-HOLD PLAS	181	29284	17	3203
392530 SHUTTERS,BLINDS&PARTS OF PLAST	497	5582	1560	4136
392590 OTH,BUILDER-WARE OF PLASTIC,NS	47212	241486	38670	129382
392610 OFFICE/SCHOOL SUPPLY PLASTIC	7208	41869	8092	16572
392620 ARTICLE OF APPAR CLOTHING PLAS	12202	69236	30292	107853
392630 FITTING FOR FURNITUR/COACH PLA	152	3651	803	1977
392640 ORANMENTAL ARTICLES OF PLASTIC	24433	186521	15100	79349
400942 TUBE,PIPERUB WITH OTH.METL.FIT	2610	24861	3279	30441
401011 CONVEYOR BELTS WITH METALS		6090	4790	6149
401012 CONVEYOR BELTS WITH TEX-METACS	38791	234239	48299	166083
401019 OTH CONVEYON BELT OR BELTING	27243	157864	27806	111234
401031 TRANSMISSION BELTS 60-180 CM	26348	107655	21930	100885
401032 TRANSMISSION OTH BELT 60-180 CM	30298	138520	19695	60307
401033 TRANSMISSION BELT 180-240 CM	1456	9161	2064	3077
401034 TRANSMISSION BELT OTH 180-240CM	103	2011	694	2699
401035 TRANSMISSION SYN.BELT 60-150CM	3280	7801	414	4449
401036 TRANSMISSION SYN.BELT 150-198CM	172	737	1324	4110
401390 OTHER INNER TUBES,OF RUBBER	9568	43000	11515	37755
401410 SHEATH CONTRACEPTIVES	169765	786008	269541	554838
401490 OTH HYG/PHARMACEUTICAL ARTL	1815	17403	429	3926
401511 GLOVES,RUBBER,SURGICAL	22374	152967	13780	134871
401519 OTHER GLOVES,RUBBER	14372	75131	14927	49273
401590 OTH ARTI APPRL/CLOTH ALL PURPS	1193	40966	11962	45326
401610 ARTICLES OF UNHARD CEL VUL RUB	12981	58202	10983	46764
401691 FLOOR COVERING & MATS, RUBBER	1220	19385	2901	10925
401692 ERASERS, RUBBER	34005	122252	33046	148425
401693 GASKETS,WASHERS,SEALS,OF RUBB	101323	606150	163507	696198
401694 BOAT/DOCK FENDERS,OF RUBBERS	871	1443	120	19498
401695 OTH INFLATABLE ARTICLE OF RUBB	4688	14645	223	4887
401699 OTH ARTICAL UNHARD VUL RUBBER	163126	770683	160557	765524
420100 SADDLERY&HARNESS FOR ANIMALS	10	379	32	136
420211 TRUNKS,SUITCASE,VANITY-CASES	1229	15155	2336	13151
420212 TRUNK,SUITCA,SATC ETC PLAS/TEX	58572	365631	47460	253830
420219 OTH TRUNK,SUITCASE,VANITY-CASE	976	7609	4345	17258
420221 HANDBAG,COMP/PATENT LEATHER	46431	259353	37949	124757

Contd.

10.11 Imports by Economic Categories (Detail)

(In Thousand Rupees)

ITEMS	NOVEMBER, 2014	FROM JULY, 2014	NOVEMBER, 2013	FROM JULY, 2013
420222 HANDBAGS,PLASTIC/TAXT MATERIAL	6402	51448	6395	54814
420229 OTH HANDBAGS,WITHOUT HANDLES	20253	115457	17304	80433
420231 ARTI.CARIED.IN POCKET. LEA/COM	2350	10597	1139	5763
420232 ARTIC CARRIED IN POCK TAXT MATE	1075	5749	528	2198
420239 OTH,ARTI CRRIED IN HAND/POCKET	4955	23036	2370	12801
420291 OTH CONTAINER O/S OF LEA/COMPS	32	1529	66	8801
420292 OTH CONTAINER O/S PLAS/TEXTILE	377	7085	788	5704
420299 OTH CASES VULCANISED FIB/PBOA	1969	21810	1064	5394
420310 ARTICLES OF APPAREL	71	30258	2575	20440
420321 GLOVES,MITTENS & MITTS SPORTS	74	1851		999
420329 OTH LEATHER GLOVES	917	8129	16255	43969
420330 BELTS AND BANDOLIERS	13825	95426	32045	137044
420500 OTH ART LEA/COMP LEA TECHNICAL	499	6989	4384	18965
430310 ARTI APPAR CLOTH ACCE FURSKIN	10	323		528
430390 OTHER, ARTICLES OF FURSKINS		2451		15
430400 ARTICLE OF FUR&ARTICLE THEREOF	1880	10635	3423	16997
440131 WOOD PELLETS	1147	2339		
440139 SAW DUST & WOOD WASTE & SCRAP	4	3916	1329	4032
440210 WOOD CHARCOAL OF BAMBOO NOT AG	182	1636		200
441300 DENSIFIED WOOD,BLOCK,PLATE,ETC	1568	11591	1023	9130
441600 CASK,BARREL,VAT,TUB&OTH PRODC		1	17518	34848
441890 OTH BUILDERS JOINERY/CARP WOOD	22645	156027	15704	77600
441900 TABLEWARE&KITCHENWARE OF WOOD	1627	15175	1929	9421
442010 STATUETTES/OTH ORNAMENT WOOD	36	401	102	1363
442090 OTH WOOD MARQUETRY&INLAID WOOD	3376	34066	4092	14138
442110 CLOTHES HANGERS OF WOOD	1013	5651	459	6219
450490 OTH, ARTICLES AGLOMERATED CORK	981	987		2
460121 MATS,MATTING&SCREEN OF BAMBOO	385	1910		4046
460122 MATS,MATTING&SCREEN OF RATTAN				4
460129 OTH MATS,MATTING&SCREN VEG MAT		1		139
460192 OTH MATTING&SCREEN OF BAMBOO			66	444
460199 OTH PLATING MATERIAL N.E.S	373	2458	216	732
460211 BASKETWORK&OTH ARTICL OF BAMBO	1205	2699	110	1710
460212 BASKETWORK&OTH ARTIC OF RATTAN				4
460219 BASKETWORK&OTH ART OF VEG MATE	665	1449	236	716
481200 FILTER BLOCK,SLAB OF PAPERPULP			188	679
481310 CIGRETTE PAPER IN BOOKLET/TUBE	28	77		1683
481490 OTHER WALLPAPER & COVERINGS.	212	1678	560	1282
481690 OTHER COYING PAPER, C/T SIZE.		4051	134	2892
481710 ENVELOPES	832	5362	1280	4752
481720 LETTER CARDS, PLAIN POSTCARDS	113	392	33	122
481730 BOXES,POUCHES,PAPER STATIONERY	369	4554	1166	3425
481810 TOILET PAPER	7657	33976	9681	27255
481820 HANDKERCHIEFS, TISSUES&TOWELS	7908	40523	7306	29101
481830 TABLE CLOTHS & SERVIETTES	3291	6277		1906
481850 ARTICLES OF APPAREL&CLOTHING	358	999		44
481890 OTH ARTI LINEN,P&P GARMET/ASSE	3302	16538	8408	24774
481910 CARTON,BOXE&CASES CORRU PAPE	61705	314530	127877	465266
481920 FOLD/CARTO/BOXE&CASE, NON-CURRU	15333	65088	20340	84796
481930 SACKS&BAGS WITH BASE 40CM/MORE	3948	12580	4146	4372
481940 OTH SACKS&BAGS,INCLUDING CONES	582	21026	11860	31271
481950 OTH PACKING CONTAINERS/RE-SLEE	843	18039	1329	20347

Contd.

10.11 Imports by Economic Categories (Detail)

(In Thousand Rupees)

ITEMS	NOVEMBER, 2014	FROM JULY, 2014	NOVEMBER, 2013	FROM JULY, 2013
481960 BOX FILES,LETTER TRAYS,BOX,OFF	1586	22827	3863	15290
482010 REGISTERS,LETTER PADS,DIARIES	6687	35784	5210	15515
482020 EXERCISE BOOKS	552	2134	2737	9976
482030 BINDERS,FOLDERS&FILE COVERS	4292	11411	860	5118
482040 MANIFOLD BUSINESS FORMS/CARBON	138	286		852
482050 ALBUMS FOR SAMPLES/COLLECTIONS	325	1801	512	2902
482090 OTH BOOK COVER,BLOTING PAD,NES	1173	10434	1380	9872
482110 P&P.BOARD LABLES PRINTED ALL=K	14684	191957	53338	216528
482190 OTH,P&P/BOARD LABLES NOT PRINT	58080	572819	168247	645038
482210 BOBBINS, SPOOLS, CAPS , PULP.	2430	8697	1723	11921
482290 OTHER,BOBINS,SPOOL,CAPS ETC.PA	5586	30978	11558	34855
482320 FILTER PAPER AND PAPERBOARD	4708	67092	11926	62618
482340 ROLLS,SHEETS AND DIALS,PRINTED	901	3118	404	2370
482361 TRAY,DISHES,PLATES,CUP,P&BORD				11
482369 OTH TRAY,DISH,PLATE,CUP,P&BORD	9760	49902	4674	32016
482370 MOULDED/PRESSED ARTICL P-PULP	1162	5028	1102	9398
482390 OTH,ARTICLES OF PAPER PULP,CEL	14977	114979	23936	84887
490110 PRINTED BOOKS IN SINGLE SHEETS	2029	13732	1371	11242
490191 DICTIONARIES AND ENCYCLOPAEDIA	94	19273	12063	54237
490199 OTHER,PRINTED BOOKS/BROCHURES	241666	988315	154045	640074
490210 NEWSPAPERS,JOURNAL 4-TIME/WEEK	6	2499	11	12
490290 OTHER NEWSPAPER,JOURNALS PERIO	5805	26919	9218	38346
490300 CHILDREN DRAWING/COLOUR BOOKS	1875	5327	25694	167406
490400 MUSIC, PRINTED IN MANUSCRIPT.		1		
490510 GLOBES		725	48	58
490591 OTH PRNTD MATER BOOK FORM/ATLS	61	75		1
490599 OTH MAPS AND HYDROGRAPHIC/W-PA	26	842	56	876
490600 PLANS/DRAWINGS FOR ARCHITECTS	34726	155959	332866	384706
490700 BANKNOTE,CHEQUE,STAMP,BOND ETC	1338	4090093	1516	25941583
490810 TRANSFERS ,VITRIFIABLE.	246	2867	1149	4009
490890 OTH,TRANSFERS(DECALCOMANIAS)	8432	30025	12365	37829
490900 PRINTED/ILLUSTRATED POSTCARDS	3991	20624	7217	23348
491000 CALENDAR OF ANY KIND PRINTED.	6666	8205	5232	7678
491110 TRADE ADVERTISING MATERIAL.	13154	89529	8509	66134
491191 PICTURES,DESIGNS&PHOTOGRAPHS	2468	5601	716	2873
500600 SILK YARN/ YARN SPUN WASTE NRS				242
500710 FABRICS OF NOIL SILK	417	2042		111
500720 OTH FAB CON>80% WT OF SILK	60263	347805	34356	346005
511111 WOVEN FABRICS CARDED WOOL,85%	13496	124855		44596
511119 OTH WOVEN FABRICS CARDED WOOL	697	5197	1514	15636
511120 OTH MIXED MAN-MADE FILAMENTS		48		102
511130 OTH MIXED MAINLY/SOLELY M-MADE		152		
511190 OTH WOVEN FAB CARDED WOL/HAIR	5218	30555	4169	8521
511211 WOVEN FAB.COMBED WOOL 85%/HAIR	1836	85496		5648
511219 OTH WOVEN FAB COMBED WOOL 85%>	638	57696		5501
511220 OTH WOVEN FAB.COM.WOLL MIX.MMF	150	329		4295
511230 OTH WOV.FAB.COM.WOOL MIX.M/MSF	14852	74344		9069
511290 OTH WOV.FAB.CARDE WOOL/FA-HAIR		9107		68
520790 OTHER,COTTON YARN PUT UP SALE		5513	4014	5586
520811 WOV FAB COT WT<100G/SQM UNBLEA		146		
520812 WOV FAB COT WT>100G/SQM UNBLEA		18286		62
520819 OTHER WOVEN COTTON FAB UN-BLH	1484	8717	8613	74199

Contd.

10.11 Imports by Economic Categories (Detail)

(In Thousand Rupees)

ITEMS	NOVEMBER, 2014	FROM JULY, 2014	NOVEMBER, 2013	FROM JULY, 2013
520821 WOV FAB COT WT<100G/SQM BLEACH	3542	3542		
520823 WOV FAB COT 3/4 THRD TWIL BLEC		345		
520829 OTH WOVEN FAB OF COTTON BLEACH	116	1772		
520831 WOV FAB COT WT 100G/SQM DYED	255	2223	13314	14137
520832 WOV FAB COT WT>100G/SQM DYED	2439	59491		
520839 OTH COTON WOV FAB<2000/SQM DYE	92	10098	17105	100913
520841 WOV FAB COT WT 100G/SQM COLOUR	126	5409	284	1003
520842 COTON WOV FAB WT>100G/SQM COLO	16083	113941	4838	16267
520843 COTTON WOV FAB 3/4 THREAD TWIL		894		
520849 OTH WOV FAB WT 200G/SQM	7071	12339	2035	5620
520851 COTON WOV FAB 100G/SQM PRINTED	42496	221335	174144	351727
520852 COTON WOV FAB>100G/SQM PRINTED	766	17797		2136
520859 OTH COT WOV FAB 200G/SQM PRINT	6669	19354	479	20604
520919 OTH COT WOV FAB>200G/SQM UNBLE		1165	158	1391
520921 COTTON WOV FAB BLEACH>200G/SQM	14179	38321		8094
520929 OTH COT WOV FAB BLE W>200G/SQM	60	568	181	1755
520931 COTTON WOV FAB DYED>200G/SQM	214	3360	498	8556
520932 COTTON WOV FAB DYED 3-4 THREAD		585	2362	26942
520939 OTH COT WOV FAB DYED>200G/SQM	5769	38785	434	775
520941 COT WOV FAB>200G/SQM 85% COT	1620	1872		
520942 COTTON WOV FAB DENIM>200G/SQM	65170	209484	35835	172931
520943 WOV FAB 3-4-THREAD TWILL>200G	27	81		25631
520949 OTH WOV FAB CONT 85% COT/YARN	43	1711	23	146
520951 COTTON WOV FAB PRINTED>200GSQM		176	5	5
520952 WOV FAB 3-4-THREAD TWILL PRINT				12547
520959 OTH WOV FAB PRINTED>200G/SQM	4491	35976	2935	20558
521011 COT W-FAB MIX MMF W200G/SQMUNB	79	79	7126	7126
521019 OTH W-FAB COT MIX MF200GSQM UB	363	745		919
521029 OTH W-FAB COT 85%,MMF 200G-BL		43		
521031 COT WOV FAB MX-MMF200G/SQM DYE		7170	337	486
521032 W-FAB3/4THR MX-MMW 200G/MW DYE		452		
521039 OTH W-FAD COTMX MF W200G/SQMDY		4693	20258	97949
521041 W-FAB COT MX-MMF 200G/SQM	307	1500		2467
521049 OTH W-FAB COT MX-MMF W200G/SQM	144	226		4586
521051 W-FAB COT MIX,MF W200G/SQM PRI		3036		7564
521059 OTH W-FAB COT,MMF W 200G PRINT	13011	42360	665116	3073359
521111 COT W-FAB,MX MF W>200G/SQM UNB			6920	40687
521119 OTH W-FABCOT,MF W>200G/SQM UNB	24349	67279	470391	2525924
521120 W-FAB COT WT<85% MIX MMF-BLEA	1451	3536		165
521131 WW-FAB COT,MMF W>200G/SQM DYED				16351
521132 WOV FAB 3-4THREAD MIX>200GDYED	4338	6796	1592	6470
521139 OTH W-FAB COT,MMF W>200G DYED	426	10259	111	1268
521142 W-FAB COT DENM,MX MFW>200G/SQM	15004	117581	30839	90295
521149 OTH W-FB COT CLO YRN MMF>200G		2804		6080
521152 WOV FAB 3-4THRD MMF-W>200GPRNT				2179
521159 OTH W-FAB COT,MF,W>200G/SQM PR	602	2620	34371	51711
521211 OTH COT W-FAB UN-BL W 200G/SQM		83		
521213 OTH COT W-FAB DYED W 200G/SQM		2376		4063
521215 OTH W-FAB COT PRNTD W 200G/SQM			66	1823
521222 OTH COT WOV FAB BLEAC>200G/SQM		6095		
521223 OTH COT WOV FAB DYED>200G/SQM	3827	4610	185	3892
530919 OTH WOV FAB OF FLAX 85%OR MORE	88	2529		698

Contd.

10.11 Imports by Economic Categories (Detail)

(In Thousand Rupees)

ITEMS	NOVEMBER, 2014	FROM JULY, 2014	NOVEMBER, 2013	FROM JULY, 2013
530929 OTH WOV FAB OF FLAX<85% BY WT		2369		3036
531090 WOV FAB OF JUTE OR OTH TEX FIB				1743
540600 M-MADE FILAMENT YARN RETAIL-SL		3		
540710 WOV FAB HI-TENACI YRN NYLON PO	12174	94820	18844	85392
540720 WOV FAB OBTAIN FROM STRIP,LIKE	38947	103252	33002	91068
540730 FAB PARALLEL SYNTH FILAMENT			2658	19947
540741 FAB 85% OR MORE NYLON FILMENT	3249	10342	8137	47688
540742 OTH FAB 85% OR MORE DYED	100116	526169	159125	532348
540743 OTH W.FAB NYL FLAMT WT>85% DYE		20087		90
540744 OTH W.FAB FILA DIF COL NYL>85%	7019	16329		4167
540751 OTH W.FAB TEXTURED POLY U-BLEA	97678	579799	86917	266680
540752 OTH W.FAB TEXTUR POLY DYED 85%	563720	2426801	244755	1240570
540753 OTH W.FAB DIF COL TEXTUR POLYS	1556	11142		543
540754 OTH FAB TEXT POLY FIL PRINTED	6664	107221	20897	107940
540761 OTH FAB, NON-TEXT POLY FILAMENT	69945	370955	7260	90248
540769 OTH FAB POLY FIL TEXTILE MAT	10644	78840	37782	92327
540771 OTH WOV FAB SYNTH FIL BL/UN-BL	3696	7757		3260
540772 OTH WOV FAB SYNTH FIL DYED 85%	369	1257	539	6952
540773 OTH W.FAB DIF COL SYN FILA PRI	1164	5539		
540774 OTH WOV FAB SYNTH FIL PRINTED	35	35		
540781 OTH W.FAB SYN MIX COT BL/UN-BE	1585	1585		
540782 OTH WOV FAB MIXED COTTON DYED	4175	42616		6832
540783 OTH FAB SYN TEXMAT COLOR DYED				5462
540784 OTH FAB SYN TEX SQM MATERUAK	9347	47088	1910	11542
540791 OTH WOV FAB SYN F/L BL/UN-BL		113		
540792 OTH WOV FAB SYN F/L NS DYED		7206	1759	4729
540793 OTH WOV FAB SYN F/L NES COLOUR		10214		
540794 OTH WOV FAB SYN FIL NES PRINT	5396	64860	2383	20945
540810 W.FAB HIGH TENCITY YRN VIS,RAY		19531		200
540821 OTH WOV FAB ART. FIL BL/UN-BL	1126	8708		
540822 OTH WOV FAB ART. FIL DYED		2946		
540823 OTH WOV FAB DIFFERENT COLOUR		1698	888	1553
540824 OTH WOV FAB ART. FIL PRINTED				508
540832 OTH WOV FAB ART. FIL YARN DYED	422	632		
540833 OTH WOV FAB ART.FIL YARN COLOR				656
551130 YARN ART STAPLE FIB FOR R/SALE				104
551211 WOV FAB OF SYN STAPLE FIBRE	4401	25831		8854
551219 OTH WOV FAB OF SYN STAPLE FIB	34069	89598	33204	51192
551229 O/W-FEB ACR STA FIB>85%WT ACRY	568	3435	285	1758
551291 WOV FAB SYN STAP FIB BL/UN-BL		441		
551299 FAB WOV SYN FIB>85%BY WT SYNTH	132	364	21	880
551311 W.FAB SYN STA FIB MX COT 170G		13832	14634	14838
551312 W.FAB SYN STA FIB MX COT314THR				121
551321 W-FAB SYN STA FIB MX COT DYED	3359	15441	149	19850
551323 POLYS,COT,STAP FIB<170G DYED		156		2292
551329 OTH FAB SYN STAP FINRE DYED	1027	2585		33644
551331 WOV FAB SYN STAP FIB COLOUR YR	6092	15790	6255	16604
551339 OTH WOV FAB STAP FIB<170G/SQM		517		23
551341 WOV FAB POLY STAP FIB PRINTED		1062		69
551349 O/W-FAB SYN STAP FIB MIX COTON	108	465		2356
551421 W-F POLY STAP FIB<85% DYED			7151	14703
551422 W-F POLY STAP FIB 3/4THRD DYED		507	760	8448

Contd.

10.11 Imports by Economic Categories (Detail)

(In Thousand Rupees)

ITEMS	NOVEMBER, 2014	FROM JULY, 2014	NOVEMBER, 2013	FROM JULY, 2013
551423 OTH FAB POLY FIB MIX COT DYED	39	886		4904
551429 OTH FAB<85% MIX COT SYN FIB	68	71	90	1954
551430 WOV FAB SYN YARN DIFF COLO DYE	899	1475		130
551441 W-F SYN FIB<85% MIX COT PRINT		2564		1101
551442 W-F POL FIB MIX COT 3-4T PRINT			87429	371284
551443 O/W-FAB POL FIB MIX COT PRINT		634		336
551449 O/W-FAB SYN MIX COT>170G PRINT	1211	12546	289	9671
551511 O/W.FAB POLYS FIB MX VISCO RAY	799	44828	15287	68441
551512 O/W.FAB POLY FIB MIX M-MAD FIB				54
551513 O/W FAB POLY FIB MIX WOL/F-HAI	25458	159934	8949	32345
551519 O/W FAB POLY STAP FIB MIX O/FI		5323	998	3891
551521 O/W FAB ARCYL FIB MIXED O/FIB		1370		22617
551522 O/W FAB ARCYL FIB MIX WOOL	452	4359		676
551529 O/W FAB ARCYLIC FIB MIX OT/FIB		85182	26305	44163
551599 O/W FAB SYN MIX OTH FIBRE N.S		10	92	142
551611 W-FAB ARTI FIB 85%>BL/UN-BLEA		36907		212
551612 W-FAB ARTI >85% BY WEIGH,DEYED	419247	2109178		23086
551614 W-FAB ARTI FIB>85% WT PRINTED	219492	1760748		34283
551621 W-FAB ART FIB<85%WT MM.FILAM		12906		62
551622 W-FAB ART FIB<85% WT MM-F DYED	27	307		
551623 W-FAB ART FIB<85%WT D-COL,MM-F		14435		
551624 W-FAB ART FIB<85%WT MM-F PRINT	4439	4439		5936
551632 W-FAB ART FIB<85%WT,WOL/HAI DY	1651	2275		
551634 W-FAB ART FIB<85% WT,WOL/HA PR		33		
551641 W-FAB ART FIB<85%WT COT UNBL/B				2695
551642 W-FAB ART FIB<85%WT MX COT DYE				52
551692 W-FAB ART FIB<85%WT MIX O/F DY		4083		1051
551693 W-FAB ART FIB<85%WT D-COL,O/FI		4280		
560130 TEXTILE FLOCK,DUST & MILL NEPS	11191	31502	860	17181
560210 NEEDLELOOM FELT STICH-BOND FIB	5682	57318	4980	28995
560221 FELTS OF WOOL/HAIR,NOT COATED		839		275
560229 FELTS OTH TEXT MATE, NOT COATD		52		93
560500 METALLISED YARN,TEXTILE YARN	154763	775222	100816	417253
560900 ARTICLES OF YARN,STRIP ROPE	750	2911	427	1959
570110 CARPT/OTH TEX FLOR COVER KNOTD	10414	112913	16729	70543
570190 CARPETS,KNOT OF OTH TEX MATERL	713	2059		438
570210 KECEM,SCHUMACKS,KARAMAE.ETC.	1046	4811	463	3023
570231 CARPETS F/COV.PILE CONS,M/MADE				2252
570232 CARPET F/COV.P/LONS NOT TEXMAT	103	766	443	670
570239 CARPETS ECT.AOT.MADE O/TEX MAT	90	230		
570241 CARPET ETC.P/CONS.WOOL WOV.M/M	1286	39516	38	191
570242 CARPETS OTH.P/CONS.M/M/TEXT.	12950	114017	4281	48982
570249 CARPETS ETC.MADE OTH.TEX MATEL		62		
570299 OTH CARPETS ETC.MADE O/TEX/MAT		392		70
570310 CARPET ETC WOOL/FINE ANIM HAIR		54		29
570320 CARPETS/TUFTED OF NYLON/POLYA	3763	54749	21165	80440
570330 CARPETS ETC.TUFT MAN/M TEX MAT	29731	158592	34092	126167
570390 CARPET/TUFT CARS/VEH O-TEX MAT	967	1309		2963
570410 TILES, < 0.3 SQM AREA.		2499		3304
570490 OTH CARPETS ETC.FELT N/TUFTED	56692	213462	51761	244058
570500 OTH CARPETS&OTH FLOOR COVERING	1488	6538	878	4615
580110 WOV.PILE FAB.CHENILLE FAB.WOOL				65

Contd.

10.11 Imports by Economic Categories (Detail)

(In Thousand Rupees)

ITEMS	NOVEMBER, 2014	FROM JULY, 2014	NOVEMBER, 2013	FROM JULY, 2013
580122 CUT CORDUROY, OF COTTON		5080	270	26670
580123 OTH WEFT PILE FAB.OF COTTON.				137
580126 CHENILLE FABRICS, OF COTTON		7760		10647
580127 WARP PILE FABRICS OF COTTON			1994	1994
580132 CUT CORDUROY, MAN-MADE FIBRES.		265		
580133 OTH WEFT PILE FAB.M/MADE FIBRE		54		
580136 CHENILLE FAB. MAN-MADE FIBRES.	3875	10177	8975	16944
580137 WARP PILE FABRICS OF COTTON				5432
580190 OTH PILE&CHENILLE FAB.TEX.MAT	42756	146985	17545	40283
580211 TERRY TOWEL&S/WOVEN TEYFAB.UBL		4	27	27
580219 OTH TERRY TOWEL/FABRICS,OF COT	41	2972		133
580220 TERRY TOWEL/FABRICS, TEX.MAT		840		1635
580230 OTH TUFTED TEXTILE FABRIC				106
580410 TULLES AND OTHER NET FABRICS	1403	6834	125	2909
580421 LACE MACHINE MADE,M-MADE FIBRE	26905	36993	535	4489
580429 OTH,LACE MACHINE MADE,OTH MAT.	16315	88190	2480	29849
580430 LACE HAND MADE	410	9953	509	3611
580610 WOV.PILE FAB.& CHENILLE FABRIC		1573	565	1989
580620 OTH WOV. FAB. ELASTOMERIC YARN	13083	160352	61376	186677
580631 OTH NARROW WOV FAB, OF COTTON.	184	1451	1008	3592
580632 OTH NARROW WOV FAB,M/MADE FIB.	20349	250901	50647	184666
580639 OTH,NARROW WOV.FAB,TEX.MAT	296	113592	10974	118693
580640 OTH FABRICS,WARP W/OUT WEFTASM			1032	13685
580710 LABEL,BADGES ETC.TEXTMAT,NEMB	60273	442754	92771	444486
580790 OTH,LABELS,BADGES&ART.TEX/MAT	42853	520088	137920	678242
580810 BRAIDS IN THE PIECE				1944
580890 OTH,ORNAMENTAL TRIM,TASSEL ETC	4195	25789	4612	22436
580900 WOV FAB.OF METAL TAREAD/YARN.		113		
581010 EMBROIDERY W/OUT VISIBLE GROND		65		68
581091 OTHER EMBROIDERY,OF COTTON	106	922		2085
581092 OTH EMBROIDERY,M-MADE FIBRES	677	1188		
590190 OTH TRACING CLOTH,BUCKRAM ETC.	27770	207918	16979	92779
590210 TYRE CORD FAB HIT.YARN NYLPLMD	167666	585179	123900	590471
590220 TYRE CORD FAB H/T YARN POLYSTR	31199	120397	47204	110243
590390 OTH,TEX FAB IMP,LAM, PLASTIC.	69566	346601	69068	228329
590410 LINOLEUM	841	841		
590800 TEX WICKS,WOVEN,LAMP,LIGHTERS	28	321	2417	2465
590900 TEX HOUSE PIPING/TEX TUBING.	1944	45944	2555	13654
591190 OTH, TEX PRODUCTS/ ARTICLES,	20688	112030	22862	103770
600110 LONG PILE, FABRICS	1162	20264	856	27148
600121 LOOPED PILE FABRICS,COTTON	72	334		669
600122 LOOPED PILE FAB,MAN-MADE FIBRE	390	26902	77	9842
600129 LOOPED PILE FAB,OTH TEX MAT.	24	18780	14104	100241
600191 OTH PILE FAB,KNIT/CROCH,OF COT	1182	8135		211
600192 OTH PILE FAB,KNIT/CROCH,M-MADE	689505	2377544	264218	952803
600199 OTH PILE FAB,KNIT/CROCH,O/TXTM	12655	40956	4984	12954
600240 KNIT CROCH FAB<30CM,ELASTOME5%			382	2101
600290 OTH,KNIT/CROC FAB<30CM,ELAST5%	997	9274	155	4729
600310 KNIT/CRO FAB WOL/HAIR WD!>30CM				117
600330 KNIT/CRO SYN-FIBRE WD !>30CM		3382		
600340 KNIT/CRO ART-FIBRE WD !>30CM				86
600390 OTH KNIT/CRO FAB WD !>30CM		205		401

Contd.

10.11 Imports by Economic Categories (Detail)

(In Thousand Rupees)

ITEMS	NOVEMBER, 2014	FROM JULY, 2014	NOVEMBER, 2013	FROM JULY, 2013
600410 KNIT/CRO FAB WD>30CM ELASTYR5%	12635	33499	7224	37904
600490 OTH KNIT/CRO FAB WD>30CM ELAST	29	17164	227	6681
600522 WRAP KNIT FAB OF COTTON DYED	323	1169	369	5842
600531 WRAP KNIT FAB SYN.FIB UNBL/BLE	6699	8645		4746
600532 WRAP KNIT FAB SYN.FIBRE DYED	62754	299605	13626	84335
600533 WRAP KNIT FAB SYN.FIB DIF COLO		5375	2335	6410
600534 WRAP KNIT FAB SYN.FIB PRINTED	22283	24428		
600542 WRAP KNIT FAB ART FIB DYED		3021		
600590 WRAP KNIT FAB O/TH H-6001-6004	2215	31824	203	7328
600610 OTH KNIT/CRO FAB OF WOOL/HAIR		94		
600621 OTH KNIT/CRO FAB COT UNBLE/BLE				1138
600622 OTH KNIT/CRO FAB COTTON DYED				85
600623 OTH KNIT/CRO FAB COTON COLOR		10582		
600624 OTH KNIT/CRO FAB COTON PRINTED	63	289		
600631 OTH KNIT/CRO FAB SYN.FIB UNB/B		1758		
600632 OTH KNIT/CRO FAB SYN.FIB DYED	52193	426373	88065	242929
600633 OTH KNIT/CRO FAB SYN.FIB COLOR		6976	1630	4539
600634 OTH KNIT/CRO FAB SYN.FIB PRINT		16029	30345	47284
600642 OTH KNIT/CRO FAB ART FIB DYED		97	142	142
600644 OTH KNIT/CRO FAB ART FIB PRINT		39		2792
600690 OTH KNITTED CROACHED FABRICS	35691	81527	7601	32023
610120 MEN/BOYS OVERCOAT/SIM ARTICLE	1100	3719	13	45
610130 MEN/BOYS WIND JACKET/SIM ART.			358	1176
610190 OVERCOAT ETC.MEN OTH TEX KNIT.	4967	25352	5132	13257
610210 APPAREL/CLOTH/ACCESSORIES,WOOL		642		
610220 APPAREL/CLOTH ACCES,OF COTTON,	27	27		122
610230 APPAREL/CLOTH ACCES,M-MADE FIB		94		
610290 APPAREL/CLOTH OF TEX MATEL,	202	1809	1028	2341
610310 SUITS MEN'S/ BOYS KNITTED/CROC	4036	10885	1994	13328
610322 MEN/BOYS,ENSEMBLE,COTTON,KN/CR	107	279	505	1265
610329 MEN/BOYS,ENSEMBLE OTH TEX MAT,	820	3617	81	576
610331 JACKET/BLAZER MEN/BOY,WOOL F/H		99		
610332 JACKET/BLAZER MEN/BOY COT/KNY	104	1065	84	554
610333 JACKET/BLAZER MEN/BOYS SYN FIB	3	179	1622	4203
610339 JACKET/BLAZER MEN/BOYS OTH TEX	4886	13343	3421	8001
610342 TROUSERS,ETC.MEN/BOYS COT/KNIT	428	1574	714	1202
610343 TROUSERS, ETC.MEN/BOYS SYN FIB		41		4
610349 TROUSERS,ETC.MEN/BOYS TEX MAT	389	3574	506	2672
610419 WOMEN/GIRLS,SUITS OTH TEX MAT	71	429		3673
610422 WOMEN/GIRLS,ENSUMBLE,COTT/KNIT	6	86		180
610423 ENSEMBLES W/GRIL SYN KNIT/CROC	8669	23662	82	134
610429 WOMEN/GIRLS ENSEMBLE,TEX MAT	129	926		
610432 JACKET/BLAZER W/GIRL COT KN/CR		831		692
610433 JACKE/BLAZER W/GIRL SYN KN/CR	123	130		29
610439 JACKE/BLAZ W/GIRL OTH TEX K/CR	1569	8462	22	1733
610442 DRESSES W/GIRL COTTON KNIT/CRO	9	719	82	1746
610443 DRESSES W/GIRL SYN FIB KNIT/CR	8	38		
610444 DRESSES W/GIRL ARTFIB KNIT/CR			37	143
610449 DRES W/GIRL OTH TEX MAT KNT/CR	13	13		599
610451 SKIRTS/D-S W/GIRL WOOL/HAIR KN				38
610452 SKIRTS/D-S W/GIRL COT KNIT/CRO		115	38	67
610453 SKIRTS/D-S W/GIRL SYN KNIT/CRO				104

Contd.

10.11 Imports by Economic Categories (Detail)

(In Thousand Rupees)

ITEMS	NOVEMBER, 2014	FROM JULY, 2014	NOVEMBER, 2013	FROM JULY, 2013
610459 SKIRTS/D-S W/GIRL OTH TEX K/CR	73	401		70
610462 TROUSERS ETC OF COTTON KNI/CRO	135	588	24	1665
610463 TROUSERS ETC OF SYN FIB KNITED	4	2088	27	175
610469 TROUSERS ETC OF OTH TEX MAT KN	543	2692	228	1998
610510 MEN/BOYS SHIRTS COTTON KNI/CRO	3075	16762	2285	19888
610520 MEN/BOYS SHIRTS M-MAD FIB K/CR	734	4922	158	1992
610590 MEN/BOYS SHIRTS O/TEXTILE K/CR	13075	97241	7948	59416
610610 W/GIRL SHIR/BLOUSES COT KN/CRO	1583	12275	4217	14686
610620 W/GIRL SHIR/BLO M/MADE FIB K/C		1955	1748	7735
610690 W/GIRL SHIR/BLOU OTH TEXMATK/C	1580	3196	53	3185
610711 UNDERPANTS ETC M/BOY COT KN/CR	2573	6882	94	3222
610712 UNDERPANT ETC M/BOYS M/MAD FIB	5	174	12	24
610719 UNDERPANT ETC M/BOYS OTH T/MAT	62	567		1272
610721 NIGHTSHIRTS&PYJAMAS OF COTTON	57	1293	946	5454
610722 NIGHTSHIRTS&PYJAMAS M/MADE FIB	37	146	32	697
610729 NIGHTSHIRT/PYJAMAS OTH TEX MAT	67	1043		
610791 BATHROBES ETC OF COTTON M/BOYS		16		1
610799 BATHROBE ETC OF OTH TEX KN/CRO		324	54	188
610811 WO/GIRL SLIP, PETTICOAT KNIT/CR	311	552		
610819 SLIP PETTICOAT OTH TEX MATERIA	8	8		1545
610821 W/GIRL BRIE/PANTIES COT KN/CR	1209	5379	40	1340
610822 W/GIRL BRIEF/PANTIES M/MAD FIB		2476	800	800
610829 W/GIRL BRIEF/PANTIES OTH T/MAT	19	438	98	155
610831 W/GIRL N-DRESS/PAJAMA COT KN/CR	23	2039	44	63
610832 W/GIRL N-DRESS/PAYJAMS M/M FIB		41		
610839 W/GIRL N-DRESS/PAJAMAS TEX MAT	391	3985	279	1042
610891 BATHROBE W/GRL COTTON KNIT/CRO				195
610892 BATHROBE W/GRL MAN-MADE KN/CRO				2
610899 BATHROBE W/GRL OTH TEX KNI/CRO	123	1528		46
610910 T-SHIRT, SINGLET, VEST COT K/CR	29445	214755	16041	82019
610990 T-SHIRT, OTH TXT KN/CR	25463	124957	18569	110947
611011 JERSEY, PULOVER, CARDIGAN, WOLLEN	2113	17518	834	9204
611019 OTH JERSEY PULOVER ETC. WOOLEN	1077	1486	61	6070
611020 JERSEY, PULOVER ETC. OF COT K/C	4142	33018	5962	30117
611030 JERSEY, PULOVER M/MADE FIB K/C	14071	112739	38353	152022
611090 JERSEY, ETC. OTH TEXT. MATERIAL	31142	180492	41117	148409
611120 BABY GARMENT OF COTTON KNIT/CR	7183	40005	5160	25348
611130 BABY GARMENT OF SYN FIB KNI/CR	2938	9984	3185	25306
611190 BABY GARMENT OF OTH TEX KNI/CR	29873	177551	33955	177494
611211 TRACK SUITS COTTON KNIT/CROCH		59	18	18
611212 TRACK SUITS SYB FIB KNIT/CROCH	514	514	77	77
611219 TRACK SUITS OTH TEX MAT KNI/CR	37	344		1338
611239 MEN/BOYS SWIMWEAR OTH TEX K/CR	28	1635		
611241 WOM/GIRL SWIMWEAR SYN FIB K/CR		55		69
611249 WOM/GIRL SWIMWEAR OTH TEX K/CR	27	35		
611300 GARMENT MADE UP KNIT/CROCH FAB		410		901
611420 OTH GARMENT COTTON KNIT/CROCH	228	905	204	2539
611430 OTH GARMENT MAN-MADE FIB KN/CR	129	290	51	709
611490 OTH GARMENT, OTH TEX MAT KN/CRO	6061	21979	4951	18965
611510 GRADUATE COMPRESS HOSIERY	28297	150104	13442	53476
611521 OTHER PANTY HOSE AND TIGHTS	281	917	52	459
611522 O-PANTY HOSE&TIGHTS S-FIB>67DX				24

Contd.

10.11 Imports by Economic Categories (Detail)

(In Thousand Rupees)

ITEMS	NOVEMBER, 2014	FROM JULY, 2014	NOVEMBER, 2013	FROM JULY, 2013
611529 O-PANTY HOSE OTH-TEXTILE MATE	6639	15394	776	11264
611530 OTH-W-MEN FULL/KNEE LENG HOSIE	2890	15300	3088	19276
611594 OTH HOSIERY WOOL/FINE ANI HAIR			4	1852
611595 OTH HOSIERY OF COTTON	1155	3909	15150	16537
611596 OTH HOSIERY OF SYNTHETIC FIBRE		218		163
611599 OTH HOSIERY OF OTH TEX MATERIL	106	3210	3076	6026
611610 GLOV,MITTEN,ETC PCAS/RUBER K/C	534	4072	3319	31562
611691 GLOVE,MITTN,MIT KN/CR WOL/HAIR			9	86
611692 GLOVE,MITTENS ETC KN/CROC COTT	334	843	192	509
611693 GLOVE,MITTENS ETC KNIT SYN FIB	287	1699	37599	149294
611699 GLOVE,MITTENS ETC KNIT TEX MAT	915	7689	2451	22028
611710 SHAWL,SCARVE,MUFFLER,VEILS ETC	3605	26186	3997	23183
611780 OTH MADE UP CLOTHING ACCESRIES	235	4188	144	326
611790 PARTS OF GARMENT OR CLOTH ACSS	39	647	386	5288
620111 MEN/BOYS OVERCOAT WOOL NOTKNIT	173	493	204	430
620112 MEN/BOYS OVERCOAT COT NOT KN/C		391	41	204
620113 OVERCOAT MAN-MADE FIB NOT KNIT	51	99	152	215
620119 OVERCOAT SIM ART OTH TEX MATER	3090	53039	1213	5977
620191 OTH OUTER GARMENT WOOL MEN/BOY	26	1028		
620192 OTH OUTER GARMENT COT MEN/BOYS		3859	446	1700
620193 OTH OUTER GAR M/MADE FIB M/BOY	1557	11375	9436	28853
620199 OTH OUTER GAR OTH TEX MAT M/BY	1581	5242	3380	4816
620212 OVERCOAT ETC W/GRL COT N/KNIT	8	983	474	539
620213 OVERCOAT ETC W/GRL M/MAD N/KNT	197	258	102	609
620219 OVERCOAT ETC W/GRL O/TEX N/KNT	7	14478	713	2578
620292 SKI/JACKET W/GRL COT NOT KNIT		953	309	309
620293 SKI/JACKET W/GRL M/MADE N/KNIT		1039	6	372
620299 SKI/JACKET W/GRL TEX MAT N/KNIT	1224	4545	1077	2640
620311 SUIT MEN/BOYS OF WOOD NOT KNIT		3346		2213
620312 SUIT MEN/BOYS SYN FIB NOT KNIT	284	322		24
620319 SUIT MEN/BOYS TEX MAT NOT KNIT	3593	47732	27010	54549
620322 ENSEMBLE MEN/BOY COT NOT KNIT	201	1691	171	7682
620323 ENSEMBLE MEN/BOY SYN FIB N/KNT		937		424
620329 ENSEMBLE MEN/BOY OTH TEX N/KNT	90	10431	2605	12388
620331 JACKET ETC MEN/BOY WOOL N/KNIT	1234	1818		
620332 JACKET ETC MEN/BOY COT N/KNIT	1448	2963	287	3420
620333 JACKET ETC MEN/BOY SYN FIB N/K	1423	5534	441	5602
620339 JACKET ETC MEN/BOY OTH TEX N/K	42575	232850	30536	123008
620341 TROUSER,BIB,BRES ETC WOL M/BOY	4713	8829	877	12553
620342 OTH TROU BIB M/BOY COTT N/KNIT	8233	30546	7398	49097
620343 OTH TROU BIB M/BOY SYN N/KNIT	206	5387	2130	5120
620349 OTH TROU BIB M/BOY TEXT N/KNIT	27114	155794	30842	174536
620411 SUIT WOMEN/GRL OF WOOL N/KNIT	7	8		
620412 SUIT WOMEN/GRL OF COT N/KNIT	15	945	428	540
620413 SUIT WOMEN/GRL OF SYN N/K		14		
620419 SUIT WOMEN/GRL OF TEX MAT N/K	312	4241	8	8
620429 ENSEMBLE WOMEN OF TEX FIB N/K	72	367	47	114
620432 JACKET W/GRL OF COT N/KNIT		1422		523
620433 JACKET W/GRL OF SYN FIB N/KNIT	720	14388	1452	32786
620439 JACKET W/GRL OF TEX MAT N/KNIT	961	4522	7710	8977
620442 DRESSES W/GRL COTTON NOT KNIT	2897	16186	305	1746
620443 DRESSES W/GRL SYN FIB NOT KNIT	35	81	957	2895

Contd.

10.11 Imports by Economic Categories (Detail)

(In Thousand Rupees)

ITEMS	NOVEMBER, 2014	FROM JULY, 2014	NOVEMBER, 2013	FROM JULY, 2013
620444 DRESSES W/GRL ART FIB NOT KNIT				633
620449 DRESSES W/GRL TEX FIB NOT KNIT	152	82383	271	2765
620452 SKIRTS W/GRL COTTON NOT KNIT	138	897	200	937
620453 SKIRTS W/GRL SYN FIB NOT KNIT		6196		131
620459 SKIRTS W/GRL TEX FIB NOT/KN/CR	45	45		114
620461 TROUSER W/GRL WOOL NOT KNIT/CR				47
620462 TROUSER W/GRL COTTON NOT KNIT	4006	15624	113	13217
620463 TROUSER W/GRL SYN FIB NOT KNIT		25		106
620469 TROUSER W/GRL TEX MAT NOT KNIT	918	16873	4390	12602
620520 SHIRTS MEN/BOYS OF COT N/KNIT	9229	34799	5075	17155
620530 SHIRTS MEN/BOYS OF M/MAD N/KNT		1596	243	4806
620590 SHIRTS MEN/BOYS OF TEX MAT N/K	3632	15098	3644	14988
620610 BLOUSES W/GRL SILK NOT KNITTED				56
620620 BLOUSES W/GRL WOOL NOT KNITTED				68
620630 BLOUSES W/GRL COT NOT KNITTED	473	7401	1277	5125
620640 BLOUSES W/GRL M/MADE NOT KNIT	77	6825	115	1722
620690 BLOUSES W/GRL TEX MAT NOT KNIT	4457	8439	1410	3630
620711 UNEDERPANT ETC MEN/BOY COTTON	10	1681	860	3510
620719 UNDERPANTS ETC MEN TEX MAT NK	92	975	523	3033
620721 NIGHTSHIRT/PYJAMA MEN COT N/K	78	186	2	50
620729 NIGHTSHIRT/PYJAMA MEN T/MAT NK	526	5015	118	12368
620791 BATHROB ETC MEN COTTON N/KNIT		12		
620799 BATHROB ETC MEN TEX MAT N/KNIT	48	2760	91	179
620811 SLIPS/PETTICOAT W/GRL COT N/NK				19
620819 SLIPS/PETTICOAT W/GRL T/MAT NK		251	697	697
620821 NIGHTDRESS/PYJAMA WOMEN COT NK	1440	2284		
620822 NIGHTDRESS/PYJAMA WOMEN M/M NK		386		220
620829 NIGHTDRESS/PYJAMA WOMEN T/M NK	879	5883	469	4494
620891 BATHROB ETC W/GRL COTTON N/NK		417	102	278
620892 BATHROB ETC W/GRL M/MAD FIB NK		1911		78
620899 BATHROB ETC W/GRL TEX MAT N/NK	1012	5075	369	1682
620920 BABIES GARMENT ETC COT N/KNIT	1927	5983	548	1205
620930 BABIE GAR&CLOTH SYN FIB N/KNIT	35	467	54	634
620990 BABIE GAR&CLOTH TEX MAT N/KNIT	8041	160785	8075	132609
621010 GAR MADE UP FAB H-56.02/56.03	96	4488		3024
621020 OTH GAR MEN/BOY H-6201-11,19		150		1554
621040 OTH MEN/BOYS MADE UP FAB	123	1121	1024	1428
621050 OTH MEN WOMEN/GIRL FAB N/KNIT		712	47	2555
621111 SWIMWEAR MEN/BOYS NOT KNITTED		439	248	534
621112 SWIMWEAR WOM/GIRL NOT KNITTED			30	263
621120 SKI SUITS NOT KNIT/CROCHETED		24		
621132 OTH GAR MEN/BOYS OF COTTON	153	289		
621133 OTH GAR MEN/BOYS OF M/MADE FIB		239	39	452
621139 OTH GAR MEN/BOYS OF TEX MATERI	687	3102	189	4823
621142 OTH GAR WOM/GIRL OF COTTON		1665	53	168
621143 OTH GAR WOM/GIRL OF M/MADE FIB	45	1206	39	1445
621149 OTH GAR WOM/GIRL OF TEX MATERI	110	2160	23	282
621210 BRASSIERES	24198	182334	15639	79391
621220 GIRDLES AND PANTY-GIRDLES	651	3293	28	4341
621290 BRACES,SUSPENDERS,GARTER&PARTS	3511	19628	8196	17113
621320 HANDKERCHIEFS OF COTTON	580	11709	258	2649
621390 HANDKERCHIEFS OF OTH TEX MAT	3757	23694	3060	7105

Contd.

10.11 Imports by Economic Categories (Detail)

(In Thousand Rupees)

ITEMS	NOVEMBER, 2014	FROM JULY, 2014	NOVEMBER, 2013	FROM JULY, 2013
621410 SHAWLS,SCARVES ETC & LIKE SILK	480	519		
621420 SHAWLS,SCARVES ETC & LIKE WOOL	903	7639		1244
621430 SHAWL,SCARVE ETC&LIKE SYN FIB	4158	13249	4702	5135
621440 SHAWL,SCARVE ETC&LIKE ART MAT	4453	4453		8958
621490 SHAWLS OF OTH TEX MATERIALS	20502	80278	4189	22208
621510 TIES,BOW TIES&CRAVATS OF SILK	393	1704	1109	2158
621520 TIES,BOW TIES&CRAVATS M/M FIB	206	1509	507	1533
621590 TIES,BOW TIES&CRAVATS TEX MAT	349	4668	2188	4864
621600 GLOVES, MITTENS AND MITTS.	1940	13939	6993	21535
621710 MADE UP CLOTHING ACCESSORIES	5960	47820	6056	36243
630110 ELECTRIC BLANKETS		132	47	2390
630120 BLANKET/TRAVEL RUGS OF WOOL/H	3236	4426	1746	1884
630130 BLANKET/TRAVEL RUGS OF COTTON		284	113	1227
630140 BLANKET/TRAVEL RUGS OF SYN FIB	324709	1244285	380440	1017315
630190 BLANKET/TRAVEL RUGS OF TEX MAT	4223	76916	20976	47644
630210 BED LINEN,KNITTED/CROCHETED	4371	40123	7670	34751
630221 OTH BED LINEN,PRINTED,N/KNIT	2140	2895	4	4943
630222 OTH BED LINEN,PRINTED M/MADE	169	194	168	185
630229 OTH BED LINEN,PRINTED MILL-MAD		1365	11	73
630231 OTH BED LINEN COTTON N/KNIT/CR	327	821	130	1647
630232 OTH BED LINEN OF MAN-MADE FIB	95	531		
630239 BED LINEN OTH TEX MAT NOT KNIT	324	6916	183	18363
630240 TABLE LINEN KNITTED/CROCHETED		40		202
630251 TABLE LINEN OF COTTON KNITTED		362	64	161
630259 TABLE LINEN OF OTH TEX MATERIA				108
630260 TOILET & KITCHEN LINEN COTTON	128	2256	500	2603
630291 OTH TOILET/KITCHEN LINEN COTTN		701	6	38
630293 TOILET/KITCHEN LINEN M/MAD FIB	79	79	83	292
630299 TOILET/KITCHEN LINEN TEX MAT	561	2644	67	113
630312 CURTAINS/BLINDS/VALANCE SYN FIB	44	288074	29	7598
630319 CURTAINS/BLINDS/VALANCE TEXMAT	165	278	3	704
630391 OTH CURTAN,BLIND,VALANC OF COT		44	24	170
630392 OTH CURTAINS/VALANCE OF SYN FIB	163	19066	4608	9028
630399 OTH CURTAINS/VALANCE OF TEXMAT	611	1460	186	827
630411 BED-SPREADS KNITTED/CROCHETED		29	26	149
630419 BED-SPREADS, OTHERS		535	1933	2506
630491 OTH FURNISHING ARTICLES KNITED		4028	78	559
630492 OTH FURNISHING ARTICLE COT KNT				18
630493 OTH FURNISHING ARTICLE SYN FIB	175	241		1514
630499 OTH FURNISHING ARTICLES TEXMAT	80	232		12749
630510 SACK/BAGS OF JUTE OTH TEX FIB	8642	29440	246	1776
630520 SACKS AND BAGS OF COTTON		142		
630532 SACK/BAGS MAN-MADE TEX MATERIL		50513	29381	163221
630533 SACK/BAGS OF POLYETHYLENE/PROP	3793	54146	30787	88717
630539 OTH SACK/BAGS MAN-MADE TEX MAT	16994	118038	15032	83751
630590 SACKS/BAGS OTH TEX MATERIAL	165	15586		9755
630612 TARPAULINS,AWNINGS ETC SYN FIB	19011	88374	364	105463
630619 TARPAULINS,AWNINGS OF TEX MAT	48	3257	78	1984
630622 TENTS OF SYNTHETIC FIBRES		17009	3576	10104
630629 TENTS OF OTH TEX MATERIAL	393	7365	166	10205
630630 SAILS OF OTH TEXTILE MATERIAL		56	56	56
630690 OTH CAMPING GOODS OTH TEX NAT		1146	11	51

Contd.

10.11 Imports by Economic Categories (Detail)

(In Thousand Rupees)

ITEMS	NOVEMBER, 2014	FROM JULY, 2014	NOVEMBER, 2013	FROM JULY, 2013
630710 FLOOR/DISH/CLEANING CLOTH ETC	2955	13226	1910	6909
630720 LIFE-JACKETS AND LIFE-BELTS	424	8201	358	2717
630790 OTH MADE UP ARTICLE DRESS PTN	16055	115585	22458	105456
631090 USED&NEW RAGS,SCRAP ETC TEXMAT	1134	33771	2277	8998
640110 FOOTWEAR INCORPORATPROTE M-TOE	166	1117		2481
640192 OTH FOOTWEAR COVERING ANKLE		35		
640199 OTH FOOTWEAR NES UPPER NOT FXD	819	2994	732	1299
640212 SPORTS FOOTWEAR,SKI-BOOT ETC	172	172	144	144
640219 OTH SPORTS F-WEAR SOLES RUB/PL	585	5575	567	6990
640220 F-WEAR WITH UPPER STRAP ASSEMB	1683	7786		16
640291 F/WEAR COV ANKLE SOLE/UPPERS	164	164		
640299 OTH F/WEAR SOLE/UPPER RUB/PLAS	1153	27405	22436	92617
640312 SPORTS FOOTWEAR SKI/SNOWBOARD		1316		
640319 OTHER; SPORTS FOOTWEAR	65924	354093	80691	336469
640320 FOOTWEAR OUTER SOLE OF LEATHER	20932	87840	15185	64788
640340 OTH FOOTWEAR WITH METLTOE CAP	2553	11440	1113	12421
640351 OTH FOOTWEAR SOLE COV ANKLE	127	127		493
640359 OTH FOOTWEAR OUTERSOLE LEATHE	823	1692	107	425
640391 OTH F-WEAR OUTERSOLE COMP LEA	5034	38062	3855	3855
640399 OTH F-WEAR O/S RUB, PLAS, LEA	86756	584328	132466	611037
640411 SPORTS FOOTWAR SHOES RUB/PLAS	71324	244240	54509	232340
640419 OTH FOOTWEAR OUTER SOLE RUB/PL	294647	1413125	178000	787970
640420 FOOTWEAR OUTERSOLE COMP LEATHR	150	1066	11	17017
640510 FOOTWEAR UPPER/COMP LEATHER	99022	1336902	152304	1027897
640520 FOOTWEARS UPPER TEX MATERIAL	14538	60743	10846	32271
650200 HAT-SHAPE,PLAITE LINED N/TRIM		27		
650400 HATS&OTH HEADGEAR PLAITED	31	2061	267	1884
650500 OTH HATS AND HEADGEAR KNITTED	2209	8373	866	4377
650610 SAFETY HEADGEAR	34866	99324	35761	111642
650691 OTH HEADGEAR RUBBER/PLASTICS	239	964	181	510
650699 OTH HEADGEAR OF OTH MATIRIALS	1077	2743	782	8044
650700 HEADBAND LINING COVERHAT FOUN	822	3778	982	3181
660110 GARDEN OR SIMILAR UMBRELLAS	5086	12733	2694	6552
660191 OTH UMB WITH TELESCOPIC SHAFT	78	118	50	50
660199 OTH UMBRELA/SUN UMBRELLAS	8430	23660	10839	19031
660200 WALKING STICKS SEAT STICKS	268	737	9	771
660320 UMBRELLA FRAMES INCL F/MOUNTED	710	710		
660390 OTH PATS/FITTING UMBRELLAS	12	144	4	148
670210 ARTICLE MADE ARTIFICIAL FLOWER	1922	12722	1630	6963
670290 ARTIFICIAL FLOWER,FOLIAG O/MAT	15516	85298	8180	32891
670300 HUMAN HAIR DRESSED THINNED BLE	6	8	64	149
670411 COMPLETE WIG OF SYN.TEXT MAT.	11	25	3	30
670419 OTH BEARD, EYE BROW SYN.TEX MA	1223	2356		375
670420 WIGS,BEARDS OF HUMAN HAIR		109	17	19
691090 OTH CERAMIC SINKS WASHBASIN PE	4618	18018		1777
691110 TABLEWARE & KITCHENWARE	118635	684014	112936	407010
691190 OTH HOUSEHOLD ARTICLES OF PORN	24354	113476	23310	60129
691200 CERAMIC TABLEWEAR KITCHENWEAR	1083	18134	2077	3318
691310 STATUT ORNAMENT PORCELAIN CHI	180	1109	118	118
700992 FRAMED GLASS MIRRORS	7566	41036	5257	29974
701010 AMPOULES	31257	116029	20343	89560
701020 STOPPERS,LIDS AND OTH CLOSURES	1427	20705	2036	7620

Contd.

10.11 Imports by Economic Categories (Detail)

(In Thousand Rupees)

I T E M S	NOVEMBER, 2014	FROM JULY, 2014	NOVEMBER, 2013	FROM JULY, 2013
701190 OTHER, GLASS ENVELOPES	42	471	206	637
701310 INDOOR DECOR OF GLASS CERAMICS	3928	44269	5662	21226
701322 STEMWARE DRINKING LEAD CRYSTAL	2	2		4
701328 OTH STEMWARE DRINKING GLASS	3664	17017	673	1512
701333 O-DRINKING GLASS LEAD CRYSTAL	52	248		
701337 OTH DRINKING GLASS O/T GL-CEMI	9925	30613	368	6794
701341 G-WARE TABLE, KITCH LEAD CRYSTAL	37	109		
701342 G-WARE LINEAR C-EXPENSION-5x10		379		
701349 O-GL-WARE L-C-EX=5x10 T,0-300C	41293	249006	34192	107056
701391 OTH GLASS-WARE OF LEAD CRYSTAL	1401	3345	337	419
701590 OTH CLOCK/WATCH/NON-CORRECTIVE	470	838	163	644
701690 OTH PAVING BLOCKS/SLABS/BRICKS	858	5481	570	2278
701710 LAB HYG/PHARM GL-WARE W/N GRADU	4537	23441	1335	21112
701720 LAB HYG/PHARM GLASSWARE L/C=10K	53	762	838	2067
701790 OTH LAB GLASSWARE ETC N.S.	7455	40966	7231	38066
701810 GLASS BEADS, S/PERAL/PRE-STON	80612	350961	33352	105377
701820 GLASS MICROSPHERES=1MM DIA	8253	27702	6132	34556
701939 OTH WEBS, MATTRESSES, BOARD ETC	65443	278717	56251	251276
701940 WOVEN FABRICS OF ROVINGS	313	1498	43	11671
701951 OTH WOVEN FABRICS WIDTH=30 CM	71	2954	2804	4897
701952 OTH WOVEN FAB WID<30CM WT<250G/M		3271		32
701990 OTH ARTICLES OF GLASS FIBRES.	15920	125759	14403	88108
711299 OTH WASTE/SCRAP PRECIOUS METAL		19		
711311 ARTICLE OF JEWELLERY OF SILVER		297		104
711319 ART OF JEWELRY OF OTH PRE METAL	4213	29506	1399	60495
711320 ART(JEWELRY)BASE METAL-CLD P-MTL		402		407
711411 ART OF SILVER WARES W/N PLATED	50	316		166654
711419 ART OF PRE METALS W/N PLAT	30	353		92
711510 CATALYST INFORM WIRE/GRIL PLAT	68740	82725		62671
711590 OTH ART PREMET/MET CLAD P/MTL	4423	30854		5303
711610 ART NATURAL/CULTURED PEARLS				24
711620 ART PRECIOUS/SEMI-PRE STONES		385		26
711711 CUFF-LINKS/STUDS-BASE METAL	764	4845	492	3180
711719 OTH IMITATION JEWELLERY B/METL	31263	274036	10900	39090
711790 OTH IMITATION JEWELRY B/METL,N.S	36465	178827	52850	225467
731829 OTH COACH SCREW,BOLTS,NUT I/S	9730	76835	14548	96028
731940 SAFETY PINS & OTHER PINS	4272	16297	2547	6721
732090 OTHER, SPRING OF IRON AND STEEL	28678	178010	25128	121324
732111 COOKING APPLI&PLATE WARMER GAS	10748	91540	15322	42817
732112 COOK APPLI/PLAT WARMER LIQ FUL				119
732119 O-COKING APPLI INCL SOLID FUEL	2816	19501	2241	8828
732181 OTH APPLI FOR GAS & OTH FUELS	635	8567	4753	6173
732182 OTH APPLI FOR LIQUID FUEL	348	2699	236	2361
732189 OTH APPL INCL APPLI SOLID FUEL	31	563	141	224
732290 OTH AIR HEATER&HOT AIR DISTRBU	133598	156491	181195	281962
732310 IRON/STEEL WOOL,POT SCROEL ETC	18393	105894	19749	60659
732391 OTH BUCKETS OF CAST IRON ENAMA	238	499		76
732392 OTH H-HOLD ART CAST IRON ENAMA	136	654		332
732393 OTH DOMESTIC UTENSILS STA-STEL	1547	23030	1238	5783
732394 OTH DOMESTIC UTENSIL IRON/STEL	12928	67395	5929	34260
732399 OTH H-HOLD ARTCL, PART THEREOF	35697	229921	31461	131839
732410 SINK&WASH BASIN STAINLESS STEEL	4749	20480	2395	8730

Contd.

10.11 Imports by Economic Categories (Detail)

(In Thousand Rupees)

ITEMS	NOVEMBER, 2014	FROM JULY, 2014	NOVEMBER, 2013	FROM JULY, 2013
732421 BATH TUBS CASTIRON W/N ENAMEL		1164	171	345
732429 OTH BATH,SINK,W-BASIN ENA IRON	6409	38443	1530	17984
741539 OTH THREAD ARTICLES OF COPPER	4603	38411	5927	29652
741810 TABLE,KITCH/OTH HOUSEHOLD ARTI	132	174	13	46
741820 OTH SANITARY WARE,PARTS COPPER	99	337		175
741910 CHAIN,PARTS THEREOF OF COPPER				897
741991 CAST,MOULDED,STAM,FORGED,COPPE	152	875		1310
750720 TUBE OR PIPE FITTING NICKEL	3630	3644	8129	11597
750810 CLOTH,GRIL NETING OF NICK WIRE		1138		
761490 OTH STRAN WIR,ROP,CABL,PL ALUM	422	50109	373	1471
761510 TABLE,KITCH,POT POLISHPAD ALUM	7366	29238	5937	21182
761520 SANITARY WARE&PATS OFALUMINIU		730		294
761610 NAILS,BOLT,NUT,SCREW ETC ALUMI	1259	5322	786	3466
761691 CLOTH,GRIL,FENCING OF ALUM WIR	1100	7982		664
780420 LEAD, POWDERS AND FLAKES	124	124		
800300 TIN BAR, ROD, PROFILE AND WIRE		112		182
810194 OTH UN-WROUGHT TUNGSTEN,BAR RD		50		226
810295 OTH MOLYBEDNUM BAR,ROD,SINTER	1180	1584	16	1224
820900 PLATE STICK,TIPS TOOL CERMET	5845	25481	3036	27082
821000 HAND-OPERATE MECHANICAL APPL	4051	9487	139	7448
821110 SETS OF ASSORTED ARTICLES	81	638	300	406
821191 TABLE KNIVES HAVING FIX BLADE.	1334	8567	1167	4046
821192 OTH KNIVES HAVE FIXED BLADES.	4724	13539	1423	6671
821193 KNIVE OTH THAN FIXE BLADES.	196	724	273	403
821194 BLADES	1231	3117		3141
821195 HANDLES OF BASE METAL		137		70
821210 RAZORS	128503	406197	102947	452879
821220 SAFETY RAZOR BLADES,	17969	110186	565	4027
821290 OTHER PARTS	751	12454	1670	4023
821300 SCISSORS,TAILORS,SHEARS BLADE	2000	16150	1792	5557
821410 PAPER KNIVES,LETTER OPENER,ETC	9690	49528	8318	25853
821420 MANICURE OR PEDICURE SETS.	2457	18580	2129	8479
821490 OTH ARTICLES OF CUTLERY .	3483	14262	1006	4698
821510 SET OF ASORTED ARTICLE-PRECMTL	54	90		196
821520 OTH SETS OF ASSORTED ARTICLE.	1050	3704	1908	6922
821591 OTH ARTICLE,NOT INSETS,PLATED	36	36		
821599 OTHER ARTICLES	3073	17040	2276	11415
830110 PADLOCKS	29027	253760	43578	151666
830120 LOCKS FOR MOTOR VEHICLES.	3087	17257	2577	12068
830130 LOCKS FOR FURNITURE	50057	283337	29985	132043
830140 OTHER LOCKS	35617	160608	14215	85720
830150 CLASPS AND FRAMES WITH CLASPS.	143	1189		204
830160 PARTS OF LOCKS	2463	10289	2300	8794
830170 KEYS PRESENTED SEPARATELY	762	6641	3303	9755
830210 HINGES	21297	124850	26480	74668
830220 CASTORS	3566	25425	5108	19576
830230 OTH MOUNTING,FITING MOT-VEHICL	533	1032	223	667
830241 OTH MOUNTING,FITING BUILDING	716	3095	2697	5104
830242 OTH MOUNTING,FITING FURNITURES	29896	207020	30003	127574
830249 OTH FITINGS OF BASE METAL N.S.	12666	81040	16156	52133
830250 HAT-RACKS,HAT-PEGS,BRACKET&FIX	1008	30154	2551	7430
830300 ARMoured/REINFORCED SAF B-MTL.	218	12293	74	8851

Contd.

10.11 Imports by Economic Categories (Detail)

(In Thousand Rupees)

ITEMS	NOVEMBER, 2014	FROM JULY, 2014	NOVEMBER, 2013	FROM JULY, 2013
830400 FILING CARD-INDEX CABINET/TRAY	1191	2512	875	2026
830510 FITTING FOR LOOSE-LEAF BINDERS	1357	5939	1233	6566
830520 STAPLES IN STRIPS	6826	40435	6211	28949
830590 OTH, INCLUDING PARTS	7756	25932	6819	10596
830610 BELLS,GONGS ETC.ELECTRIC METAL	606	3371	485	1274
830629 OTH STATUETT OTH ORNAMENT	812	5011	448	3393
830630 PHOTOGRAPH,PICTURE FRAME MIRROR	31	858	498	1400
830710 FLEXIBLE TUBING OF IRON/STEEL	14793	49369	15458	101951
830790 FLEXIBLE TUBING OF BASE METAL	21536	76306	8754	51903
830810 HOOKS, EYES AND EYELETS	15626	106122	20799	108846
830820 TUBULAR OR BIFURCATED RIVET	37539	225123	76484	340357
830890 OTH ARTICLES B/METAL INC/PARTS	28751	190711	25591	116120
830910 CROWN CORKS OF BASE METAL	5997	10984	53	53
830990 OTH;SCREW CAPS POURING STOPERS	50760	211336	41468	211887
831000 SIGN-NAME PLATE,ETC.BASE METAL	4453	28008	12548	14497
831110 COATED ELECTRODE OF BASE METAL	37751	370343	66254	350242
831120 CORED WIRE OF BASE METAL,	2463	14939	3679	30428
831130 COATED RODS&CORED WIRE,B/METAL	14589	52724	4874	16177
851290 PARTS OF THE HEADING NO.85.12	659	265222	1204	5373
852290 OTH T/COM EQ/AC HD 85.19-85.21	11884	48340	5071	40159
852321 CARDS INCORPORTAING MAG STRIPE	14264	46521	8104	34052
852329 MAGNETIC DISCS	2368	14469	3630	22891
852341 OTHER OPTICAL MEDIA UNRECORDED	1106	395854	13023	35322
852349 OTHER OPTICAL MEDIA	251353	1580263	38981	73210
852351 SOLID STATE NON-VOLATILE STORA	15454	118107	7911	54162
852352 SMART CARDS SEMICONDC MEDIA	133987	728685	127296	1120747
852359 PROXIMITY CARDS AND TAGS	29654	100093	30718	137650
870990 PARTS,H-NO.87.09 OF WORK TRUCK	123	2519		7827
871499 OTHER,PARTS AND ACCESSORIES	21869	62678	53510	88168
880390 OTH PARTS OF H-88.01 OR 88.02	192196	1430321	660357	1438248
902000 OTH BREATHING APP & GAS MASK,	17303	78953	12298	62853
902110 ORTHOPAEDIC/FRACTURE APPLIANCE	2100	13389	145803	170446
902121 ARTIFICIAL TEETH	60	949		16
902129 OTHER; DENTAL FITTINGS	1950	7014	591	4929
902131 ARTIFICIAL JOINTS	29903	127776	10164	74779
902139 OTH ARTIFICIAL PARTS OF BODY	228292	769988	167134	673173
902140 HEARING AIDS,EXCL PART/ACCESSO	2919	35821	5549	15250
902150 PACEMAKER STIMULAT HEART MUSCL	18289	122153	10417	57428
903300 PARTS& ACCE OF HEARING AIDS	37703	119042	38332	111100
910111 WRIST WATCH,ELE OPE,MECH DISPL		603		
910119 O-W-WATCH ELECTRICALY OPERATED	2043	43919	4882	8364
910129 O-W-WATCH,W/N INCO.STOP WATCH	285	499		64
910191 OTH. POCKET-WATCH ELE OPERATED				12
910199 O-WATCHES INCL STOP WATCHES	41	533	953	2617
910211 W-WATCH,MACH DISPL O/TH H-9101	865	9192	448	666
910212 W-WATCH,OPTO ELECTRONIC DISPLY			51	62
910219 O-W-WATCH W/N INCOR STOP WATCH	11614	78363	4153	37913
910229 O-W-WATCH O/THAN H-9101	113080	462926	191389	694646
910299 O-POCKET/STOP WATCH O/T H-9101	184	42988		9
910310 CLOCK WATCH MOVE ELECT OPERATD				142
910390 OTH,CLOCKS WATCH MOV EX.91.04	45	2593		
910400 INS PANEL CLOCK-AIR&SPACECRAFT	335	335		80

Contd.

10.11 Imports by Economic Categories (Detail)

(In Thousand Rupees)

ITEMS	NOVEMBER, 2014	FROM JULY, 2014	NOVEMBER, 2013	FROM JULY, 2013
910511 ALARAM CLOCK,ELECTRICALLY OPE.	443	3259	1393	3434
910519 OTHER, ALARAM CLOCK	2097	11692	1131	5916
910521 WALL CLOCK,ELECTRICALLY OPERAT	325	1947	1175	2134
910529 OTHER WALL CLOCKS	3283	14671	2012	6189
910591 OTH,CLOCK ELECTRICALLY OPERATD	703	3818	725	1029
910599 OTHER CLOCKS	693	3347	3097	5949
910610 TIME-REGISTER,TIME RECORDERS	868	3576	4943	6074
910690 OTH,TIME OR DAY RECORDING APPA	2641	11180	3831	10614
910700 TIME SWITCHES WITH CLOCK/WATCH	9916	40267	11621	45567
910811 WATCH MOVE ELEC.OPE MACH DISPL	13	1710	86	98
910819 OTH,WATCH MOVE ELECT.OPERATED	12	388		509
910890 OTH,WATCH MOVE COMPLETE ASSEMB	315	485		640
910910 ELE OPER.CLOCK MOVE COMP/ASSEM		270		
910990 OTH CLOCK MOVEMENT COMP&ASSEMB	247	4600	135	1141
911011 COMP MOVE,UNASSEMBLED WATCH	1111	1608		2674
911012 INCOM MOVE,ASSEMBLED OF WATCH				169
911019 ROUGH MOVEMENTS,OF WATCHES		61	12	12
911090 OTH,COMP MOVE WATCH/CLOCK UN-A	244	3359	243	4083
911120 WATCH CASES BASE METAL,W/N G/S				21
911180 OTHER;WATCH CASES	81	993	9	187
911190 PARTS OF WATCH CASES	1523	7005	1366	7841
911220 CLOCK CASE&CASE OF SIMIL GOODS	684	3940	555	2794
911290 PART OF CLOCK CASE/SIMILR CASE	520	841		1244
911320 WATCH STRAPS,BAND OF BASE METL		212	49	137
911390 OTH,WATCH STRAPS,BANDS PART	500	2572	715	4872
911430 DIALS		97	22	63
911490 OTH;CLOCKS OR WATCH PARTS,N.S.	973	5332	647	3601
920190 OTH,HARPSICHORD KEYBOARD STRIN	69	69	22	313
920210 OTH STRING PLAYED WITH A BOW		115		
920290 OTH,STRING MUSICAL INSTRUMENTS		1770	362	1379
920590 OTH,WIND MISICAL INSTRUMENTS,NS		53		
920600 PERCUSSION MUSICAL INSTRUMENTS		99	107	127
920790 OTH,MUSICAL INSTRUMENTS		1794	264	1564
920810 MUSICAL BOXES	250	1248	131	423
920890 OTH;MECHANICAL STRET ORGAN,INS	1910	8070	1160	7379
920930 MUSICAL INSTRUMENT STRINGS				25
920992 PARTS&ACCE MUSICAL INS H-92.02	145	271	117	129
920999 OTH;PARTS&ACCE(CARDS,DISCS)			49	63
930110 ARTILERY WEAPONS(GUNS/MORTAR)	2132	2132		
930120 GRENADE/ROCKET LAUNCHERS	55270	56023		
930190 OTHER MILITARY WAPONS	735574	740842		299
930200 REVOLVERS PISTOLS,O/TH93.3.04	80660	326860	21372	130555
930320 OTH,SPORTING,HUNTING SHOTGUNS	41	34247	15603	50077
930390 OTH;FIREARMS,DEVIC OPE FIR EXP	677	30400		
930400 OTH,ARMS OF HEADING NO.93.07	230	7116	788	2273
930510 PARTS ACCE OF REVOLVERS,PISTOL	423	845		179
930591 OTH PART MILTARY WEAPON H93.01			1551	1551
930621 SHORTGUN CARTRIDGES	11809	13198	2331	11007
930630 OTH,CARTRIDG & PARTS THEREOF.		77114	1228	15253
930700 SWORDS,CUTLASSES,BAYONETS,LANC		171		
940110 SEATS OF A KIND USED,AIRCRAFT.		720	19	19
940120 SEATS FOR MOTOR VEHICLES.	1658	9892	802	3221

Contd.

10.11 Imports by Economic Categories (Detail)

(In Thousand Rupees)

ITEMS	NOVEMBER, 2014	FROM JULY, 2014	NOVEMBER, 2013	FROM JULY, 2013
940130 SWIVEL SEATS VARIABLE HEIGHT.	10609	41228	6208	17550
940140 SEATS O/THN GARDEN SEATS,CAMP	47	7879	326	20791
940151 SEATS OF CANE,OSIER,BAMBOO.		2372	178	178
940159 OTH SEATS AND PARTS THEREOF	47	822	438	1050
940161 OT,SEATS UPHOLSTERED WOOD FRAM	719	2972	842	2534
940169 OTHER SEATS,WITH WOODEN FRAMES	178	6923	248	17696
940171 OT-SEATS UPHOLSTERED METALFRAM	3883	15767	3052	15512
940179 OTHER SEATS;WITH METAL FRAMES	9021	62870	8881	28558
940180 OTHER SEATS WITH METSL FRAMES	6086	54861	6191	15899
940190 PART OF THE SEATS OF H-94.01.	113460	752865	39422	289983
940310 METAL FURNITURE USED IN OFFICE	565	11859	2272	10864
940320 OTH,METAL FURNITURE O/THN OFFI	12860	57460	5261	34215
940330 WOODEN FURNITURE-OFFICE USE	2779	25621	7363	31212
940340 WOODEN FURNITURE-KITCHEN UES	1714	22296	5967	18324
940350 WOODEN FURNITURE FOR BEDROOMS	22849	92174	17091	62028
940360 OTHER WOODEN FURNITURE	51397	119867	28419	113249
940370 FURNITURE OF PLASTICS	3299	26355	3103	15854
940381 FURNITURE OF OTHER MATERIAL		298		
940389 OTHER FURNITURE OF CANE, OSIER	5626	28331	4211	8856
940390 PARTS FURNITURE H -NO.94.03.	6930	24594	2414	19472
940410 MATTRESS SUPPORTS	294	3926	74	495
940421 MATTRESS CELLU RUBBER/PLSTIC	151	1328	85	2648
940429 MATTRESS OF OTHER MATERIALS		836	146	262
940430 SLEEPING BAGS	42	270	151	244
940490 OTH,ARTI BEDDING&SIMI FURNISH.	2191	25325	159	9862
940510 CHANDELIERS & OTH ELE CEILING.	127759	668859	115036	339511
940520 ELECTRIC TABLES,DESK,BEDSIDE	3234	28070	4199	10889
940530 LIGHTING SETS CHRISTMASTREES	31562	46061	7440	9141
940540 OTH ELE LAMPS,LIGHTING FITTING	188143	677269	52250	235248
940550 NON-ELE LAMPS LIHTING FITTING.	21	15084	117	672
940592 PARTS OF PLASTIC H-94.05,N.E.S	28	2514	29	417
940600 PREFABRICATED BUILDINGS.	139845	1075594	353554	1004991
950300 TRICYCLES,SCOOTERS,PADAL CARS	286168	1737917	203514	1142631
950420 ARTI&ACCE, BILLIARDS ALL KIND	652	13977	1843	9336
950430 OTH GAMES OPERATED BY COIN	11705	35121	2108	22802
950440 PLAYING CARDS	5279	24068	5042	16478
950450 VIDEO GAMES CONSOLES&MACHINES	212	664	820	2358
950490 OTH;ARTICLES FOR FUNFAIR,TABLE	2007	22276	1108	10736
950510 ARTI FOR CHRISTMAS FESTIVITES.	929	2506	1567	2558
950590 OTHER ENTERTAINMENT ARTICLES		62246	8027	52990
950619 OTH;SNOW SKI EQUIPMENT.	155	234		
950629 OTH;WATER SKI,SURF BOARD W-SPO	22	548	1287	1463
950631 GOLF CLUBS COMPLE/OTH GOLF EQU		554		229
950632 GOLF BALLS		2955	205	431
950639 OTHER;GOLF EQUIPMENTS	791	1221	445	1294
950640 ARTI,EQUIP FOR TABLE-TENNIS.	162	3401	1788	1877
950651 LAWN-TENNIS RACKETS,W/N STRUNG	146	812		319
950659 OTH; BADMINTON,SIMILAR RACKET	6367	35329	3969	22899
950661 LAWN TENNIS BALLS	14441	62959	11579	41063
950662 INFLATABLE BALLS	1962	10822	380	16292
950669 OTH BALL O/THN GOLF,T-TEN BALL	1117	16986	1693	12962
950670 ICE SKATES,ROLLER INCL SKABOOT	390	1783	156	539

Contd.

10.11 Imports by Economic Categories (Detail)

(In Thousand Rupees)

ITEMS	NOVEMBER, 2014	FROM JULY, 2014	NOVEMBER, 2013	FROM JULY, 2013
950691 EQUIP. FOR OTHER PHY EXERCISE	50174	298667	42872	209953
950699 OTHER;SPORTS GOODS N.E.S.	16945	142534	69965	321987
950710 FISHING RODS	29	522	11	29
950720 FISH -HOOKS,W/N SNELLED	300	2813		573
950730 FISHING REELS		37	33	33
950790 OTH LINE FISHING TACKLE NETS	28	622	75	1262
950890 SWINGS,SHOOTING GALLERIES ETC.	4850	62171	4888	39379
960110 WORKED IVORY,ARTICLES OF IVORY		513		165
960190 OTH,ANIMAL CARVING MATERIL,ART	26	121	152	1086
960200 WORKED VEGE,MINERAL MATERIAL	721235	2392849	49095	334733
960310 BROOM,BRUSHE,CONS TWIN,VEG-MAT	252	4140	5419	10249
960321 TOOTH BRUSHE,INCL DENT-PLA BRU	23353	198036	37699	180249
960329 OTH;SHAVING,HAIR,NAIL BRUSHES.	3743	32047	11718	44643
960330 ARTST,WRITING,SIMILAR BRUSHES	1269	12808	613	2819
960340 PAINT,DISTEPER,VARNISH BRUSHES	2040	10216	155	6766
960350 OTH BRUSHES CONSTI PART MACHIN	1368	14542	5842	16690
960390 OTH;HAND OPE MECHNICAL F-SWEPR	28858	123405	4474	28823
960400 HAND SIEVES AND HAND RIDDLES.		795	19	19
960500 TRAVEL SETS FOR PERSONALTOILE.		978		14499
960610 PRESS-FASTENERS,SNAP-FASTENER.	6052	77098	47391	122563
960621 BUTTON OF PLASTICS,NOT COVERED	24892	184543	34711	135065
960622 BUTON OF BASE METAL,COVER TXT	26450	161398	47106	206248
960629 OTHER BUTTONS	42854	505272	173552	774494
960630 BUTTON MOULD,PART,BUTTON BLANK	10	2399	614	4008
960711 SLIDE FASTENER FIT CHAIN SCOP.	29053	169024	26652	160071
960719 OTHER;SLIDE FASTENERS	84120	967551	219676	971266
960720 PARTS; SLIDE FASTENERS	31915	116024	100854	592593
960810 BALL POINT PENS	9858	69228	4749	38316
960820 FELT TIPPED.PORUS TIPPED PEN	10781	96576	12087	50532
960830 FOUNTAIN PEN,STYLOGRADH PEN	3757	37024	2113	25803
960840 PROPELLING OR SLIDING PENCILS	51	51	43	111
960850 SETS OF ARTICLS FROM TWO FOR-H	485	2269	1169	2458
960860 REFILLS FOR BALL POINT PEN.	16674	54888	18192	48971
960891 PEN NIBS AND NIB POINTS	28628	99607	24296	117520
960899 OTH;PEN,PENCILE,SIMILAR HOLDER	17273	84736	25020	75432
960910 PENCILS&CRAYON W-LEADS ENCASD.	69851	340818	63164	189631
960920 PENCIL LEADS,BLACK OR COLOURED	25895	95170	27025	110766
960990 OTH;PENCIL,DRAWING CHARCOALS.	11909	44969	3849	29414
961000 SLATES&BOARDS,WRITNG/DRAWIN	527	6405	335	2014
961100 DATE,SEALING OR NUMBERING STAM	1954	8075	512	1814
961210 TYPEWRITER OR SIMILAR RIBBONS	6877	51969	10905	42451
961220 INK-PADS	44	373	262	362
961310 POCKET LIGHTERS,GAS FUELLED	5153	41592	17802	53966
961320 POCKET LIGH,GAS FUELL,REFILLAB	856	3741	13838	21578
961380 OTHER LIGHTERS	2169	5843	3383	11295
961390 PARTS OF CIGARETTE LIGHTERS		438	50	1379
961400 SMOKING PIPE&CIGAR OR CIG.HOLD	774	2789	617	1829
961511 COMBS,HAIR-SLIDES,OF HARD RBER	962	7001	660	7152
961519 OTH;HAIRPINS,CURLING PINS,LIKE	1828	13124	5775	17967
961590 OTH;COMES HAIR-SLIDES,LIKE,PAR	22164	208362	23403	160447
961610 SCENT SPRAY SIMI TOILET SPRAY	16263	73977	5128	23222
961620 POWDER-PUFFS&PADS FOR APPLICA	783	4753	374	1337

Contd.

10.11 Imports by Economic Categories (Detail)

(In Thousand Rupees)

ITEMS	NOVEMBER, 2014	FROM JULY, 2014	NOVEMBER, 2013	FROM JULY, 2013
961700 VACCUM FLASKS&OTH VACUM VESS	63136	213441	48082	171600
961800 TAILORS,DUMMIERS&OTH LAY FING.	12933	35442	2083	12630
970110 PAINTING,DRAWING,PASTELS.	587	3069	21	264
970190 OTH COLLAGES&SIMI DECORATIVE	3882	6734	1771	3046
970200 ORIGINAL ENGRAVINGS,PRINTS.	21	21		85
970300 ORIGINAL SCULPTURES&STATUARY	1650	10569		6303
970500 COLLECTIONS&COLLECTORS, PIECS.		284		1308
990900 TRANSACTIONS LESS THAN RS.1000	1612	4463	11805	47190
991000 SAMPLES HAVING NO-COMMER VALUE	28567	257402	22742	121264
2. RAW MATERIAL TOTAL (A + B)	210406806	1200164272	242732504*	1172231250
A. CONSUMER GOODS TOTAL	181086108	1038017537	219302298*	1054295038
50400 GUTS,BLADERS,STOMACH OF ANIMAL	1828	4381	2197	3966
50590 OTH SKINS AND PARTS OF BIRDS	23843	98429	13490	46557
50610 OSSEIN,BONES TREATED WITH ACID	5339	22231	5886	39630
50690 OTH POWDER & WASTE OF BONES	563	3545	900	2555
50790 OTH TORTOISE-SHELL WHALEBONE		2446		9250
50800 CORAL&SIMILAR MATERIAL/POWDER	109	249		10847
51000 AMBERGRIS,CASTOREUM CIVET,MUSK		266	73	270
51110 BOVINE SEMEN	22941	48959	12670	54805
51199 OTH ANIMAL PRODUCTS NOT ELSWHE		392		13
60110 BULBS TUBERS,TUBEROU,ROOT,ETC	456	28578	7998	36114
60120 BULB TUBERS,ROOTS,CHICORY PLAN			3053	3053
60210 UN-ROOTED CUTTING AND SLIPS	113	486	101	842
60220 TREES,SHRUBS,BUSHES,GRAFTED				800
60240 ROSES,GRAFTED OR NOT				271
60290 OTHER LIVE PLANTS	5986	28276	885	14621
60311 ROSES FRESH	205	1463	85	876
60313 ORCHIDS FRESH		13		268
60314 CHRYSANTHEMUMS FRESH	1276	12557	995	8309
60315 LILIES FRESH		490	46	249
60319 OTH FRESH FLOWER,BUDS FOR BOUQ	452	4403	183	2245
60390 OTH FLOWERS & FLOWERS BUDS	69	195	193	778
60490 O.PARTS OF PLANTS FOR BOUQUETS				93
110812 MAIZE (CORN), STARCH	5969	22383	2609	11382
110813 POTATO, STARCH	64517	240427	48480	150521
110814 MANIOC (CASSAVA) STARCH	159	18642	1159	9986
110819 OTHER STARCHES	46	2378		12
110820 INULIN	3071	7902		3876
110900 WHEAT GLUTEN,WHETHER/NOT DRIED	12569	40084	3777	19871
120110 SOYA BEAN SEED	60510	606727		
120190 SOYA BEAN,W.OR-N-BROKEN/SHELED	26	103385	9	9
120230 GROUND-NUTS SEED		35		
120241 OTH GROUND NUTS IN SHELL	136337	150804	5421	51396
120242 GROUND-NUTS SHELLED BROKEN/N-B	220531	346745	32643	120588
120300 COPRA	154663	759018	170476	707703
120400 LINSEED,WHETHER OR NOT BROKEN	620	620		
120510 LOW ERUCIC ACID RAPE/COLZASEED	3315642	36854113	455718	12625216
120590 OTHER RAPE/COLZA SEED		74757		

Contd.

10.11 Imports by Economic Categories (Detail)

(In Thousand Rupees)

ITEMS	NOVEMBER, 2014	FROM JULY, 2014	NOVEMBER, 2013	FROM JULY, 2013
120600 SUNFLOWER SEED,WHETH/NOT BROKE	4699979	5194909	4520402	4995435
120740 SESAMUM (SESAME) SEEDS		2148		
120750 MUSTARD SEEDS		51344		17643
120770 MELON SEEDS	690	2161	27	27
120799 OTH,OIL SEED/OLEAGINOUS FRUITS	14690	69832	2191	23927
120810 FLOUR AND MEALS OF SOYA BEANS		1341		971
120890 FLOUR/MEALS OF OTH OIL SEEDS	32	32		
120910 SUGAR BEET SEED USE FOR SOWING		61720		49840
120921 LUCERNE (ALFALFA) SEED	11744	147364	5265	268798
120922 CLOVER (TRIFOLIUM) SEED	167160	1712345	107123	998775
120925 REY GRASS SEED		2059		
120929 OTHER SEEDS OF FORAGE PLANTS	59662	140776	3000	99812
120930 SEED OF HERBACEOUS PLANTS	13	3615		98
120991 OTHER; VEGETABLE SEEDS	168755	1364488	124362	1011157
120999 OTH SEEDS OF FRUIT FOR SOWING	98639	769436	80975	524083
121190 OTH PLANTS AND PARTS OF PLANTS	45076	284678	71813	328757
121221 SEAWEDS/ALGAE FIT FOR HUMAN		553	323	435
130190 OTH;NATURAL GUM,RESIN & BALSAM	30970	126968	17572	82714
130212 SAP AND EXTRACTS OF LIQUORICE		367	197	197
130219 OTH SAPS & EXTRACT OTH VEG SAP	19914	141761	16035	119847
130220 PECTIC SUBSTANCES,PECTINATES	17268	45491	1966	10243
130231 AGAR-AGAR	124	25053	7460	18110
130232 MUCILAGES&THICKENERS,LOC SEED	7891	47601	2137	24788
130239 OTHER MUCILAGES AND THICKENERS	26493	144743	25203	60301
140110 BAMBOOS	5040	11407	1231	7375
140120 RATTANS	8314	29835		13705
140490 TENDU LEAVES(BIDI LEAVES)	243654	1144009	208489	1042273
150190 POULTRY FAT OTH THAN H-02.09		8655	4651	15229
150210 TALLOW (OTHER THAN OF H-15.03)	270197	967132	79927	700328
150410 FISH-LIVER OILS THEIR FRACTION		1622		
150500 WOOL GREASE,CRUDE,FETTY SUBS	16575	40161	7915	26644
150600 OTH ANIMAL FATS AND OILS/FRACT		1715	4129	7679
150710 SOYABEAN OIL & ITS FRACT CRUDE	97360	3390147	49869	3193334
150790 OTH SOYABEAN OIL & IT FRACTION	11576	197118	2899	98179
150890 OTH GROUND NUT OIL & ITS FRACT		1165	2485	5690
150910 OLIVE OIL & ITS FRACT (VIRGIN)	9090	47147	694	19479
150990 OTH OLIVE OIL & ITS FRACTIONS	53608	231816	46699	161816
151000 OTH OIL/FR,INCL BLENDS OF OIL	70	2031		
151110 PALM OIL & ITS FRACTIONS CRUDE	1325057	3918624	1358716	5511243
151190 OTH PALM OIL & ITS FRACTIONS	14486400	76796512	16541693	76067212
151219 OTH SUNFLOWER SEE&SAFLOWER OIL	402	24553	982	4731
151311 COCONUT OIL,ITS FRACTION CRUDE	3805	56347	10418	33280
151319 OTH COCONUT OIL,ITS FRACTIONS	61282	274260	21872	155845
151329 OTH PALM KERNEL/BABASSU OIL	17083	385263	47621	397979
151519 OTH LINSEED OIL & ITS FRACTION		341		380
151529 OTH MAIZE OIL & ITS FRACTIONS	2821	15384	1334	10800
151530 CASTOR OIL AND ITS FRACTIONS		4274		865
151550 SESAME OIL & ITS FRACTIONS	117	924		3
151590 OTH FIXED VEGETABLE OILS/FRACT	3842	9728	3596	11596
151620 VEG FATS/OILS AND ITS FRACTION	219016	835627	182554	647672
151710 MARGARINE,EXCL LIQUID MARGARIN	10793	64170	1776	65648
151790 OTH MARGARIN,EDIB MIX/PREP ETC	205867	630218	63092	302687

Contd.

10.11 Imports by Economic Categories (Detail)

(In Thousand Rupees)

ITEMS	NOVEMBER, 2014	FROM JULY, 2014	NOVEMBER, 2013	FROM JULY, 2013
151800 ANIMAL/VEG FAT/OILOXIDISE ETC	5314	45247	6599	38898
152000 GLYSEROL,CRUDE WATER & LYES		8732	197	16197
152110 VEG WAX WHETHER OR NOT REFINED	9196	10777	2323	8735
152190 OTH BEES WAXES,OTH INSECT WAX	5310	31212	780	23877
152200 DEGRAS,RESIDUES ANIM/VEG WAXES	781	10148	19433	77057
160100 SAUSE,PROD MEAT-FOOD PREP OFFL	913	3728	517	2478
220710 UNDENATURE ETHYL ALCOHOL O/SPR			29	29
220720 ETHYL ALCOHOL/OTH SPIRITS DEN		48		
240120 TOBACO-WHOLY/PARTLY STE/STRIP	206182	718895	80747	477762
240130 TOBACCO REFUSE	313	1351		3470
251010 AAT,C/PHOS,ALUM/C/PHOS&PH/CUG	149908	659079	261	1630341
251020 AAT,C/PHOS,ALUM/C/PHOS&PH/CGD				395
270810 PITCH	1311	1311	1775	7218
270900 PETROLEUM OILS FROM BITUMINOUS	30433398	228410568	48321214	250105117
271019 KEROSENE,INCL KER.TY. JET FUEL	47784041	278056017	64911734	319284414
271020 PETROLEUM OILS(OTH THAN CRUDE)		4480		817
271091 WASTE OIL (PCBs),(PCTS),(PBBS)		6		
271099 OTH WASTE OILS	230	1477		1626
271111 NATURAL GAS,LIQUIFIED				300
271112 PROPANE, LIQUIFIED	1591	16808	1646	2519
271113 BUTANES, LIQUIFIED	20	376	24	51
271114 ETHYLENE,PROPYLENE,BUTYLENE		54758		83954
271119 OTH GAS HYDROCARBONS LIQUIFIED	846628	2720209	1206504	2849824
271121 NATURAL GAS,IN GASEOUS STATE		169		
271290 OTH PETROLEUM WAX ETC	23780	227368	5760	221435
271311 PETROLEUM COKE;NOT CALCINED	2601	210282	358557	358557
271312 PETROLEUM COKE; CALCINED	2896	19702	1926	4957
271320 PETROLEUM BITUMEN	60292	361847	7103	212216
271490 OTH BITUMEN & ASPHALT NATURAL.		7473	686	1851
290110 SATURATED ACYCLIC HYDROCARBONS	3813	10503	3369	23936
290121 UNSATURATED ETHYLENE.	768352	4836543	764278	4067926
290129 OTH UNSATURATE ACYCLIC HYDCARB	33	2856		3199
290211 CYCLOHEXANE		124		21
290219 OTH CYCLANES/CYCLOTERPENES	16724	99882	11943	60676
290220 BENZENE, PURE		38		
290230 TOLUENE, PURE	47286	329294	68423	419228
290241 O-XYLENE	235561	1239973	224648	1130017
290242 M-XYLENE		84		
290243 P-XYLENE	3083643	18218012	4958961	22411042
290244 MIXED XYLENE ISOMERS	7609	24464	31244	33265
290250 STYRENE	823307	3329575	1155855	4256144
290260 ETHYLBENZENE				5147
290290 OTH CYCLEC HYDROCARBONS	2493	126401	18658	70230
290311 CHLOROMETHANE,& CHLOROETHANE	43	583		
290312 DICHLOROMETHANE(METHYLEN CHLRD)	58196	173192	38078	103583
290313 CHOLOROFORM(TRICHLOROMETHANE)	25251	115900	40761	132352
290315 ETHYLENE DICHLORIDE(1,2-DI CH)	230812	857721	189803	189803
290319 OTH SATAR DERIV ACYCL HYDCARB	9784	25754	3931	8639
290321 UNSATURATED VINYL CHLORIDE				197869
290322 UNSATURATED TRICHLOROETHYLENE	14612	151107	24483	98250
290323 UNSATURATE TETRACHLOROETHYLENE	7283	46702	11029	30334
290329 OTH UNSATUR DERIV ACYCL H'CARB				5

Contd.

10.11 Imports by Economic Categories (Detail)

(In Thousand Rupees)

ITEMS	NOVEMBER, 2014	FROM JULY, 2014	NOVEMBER, 2013	FROM JULY, 2013
290339 OTH FLUORINATED,BRO DERIVATIES	46843	327168	28658	172264
290371 CHLORODIFLUOROMETHANE		41399	2967	50701
290373 DICHLOROFLUROETHANES		10467		8305
290377 PENTACHLOROFLURO METHANE	7675	10035	5113	10171
290379 OTH CHLORODIFLUOROMETHANE	59316	244863	39110	160005
290391 CHLOROENZENE,O-DI/P-DI CHLORO	2999	6145		45
290399 OTH HALOGENATED DERIV H.CARBON	1607	17017	14713	14723
290410 DERIV SULPHO GRP IT SALT/EYHYL	8260	42774	13451	48402
290420 DERIVAT ONLY NITRO/NITRO GROUP	2329	19162	2407	8359
290490 OTH,SUPHO,NITRAT NITROS H'CARB	567	14390	703	10618
290511 SATURAT METHANOL(METHYL ALCHL)	190281	1359072	377232	1753886
290512 PROPYL/ISOPROPYL ALCOHOL	101593	618851	120067	530550
290513 SATUR BUTAN-I-01(N-BUTYLALVHL	5386	21485	13710	29319
290514 OTHER SATURATED BUTANOLS	3881	77993	19545	75646
290516 SATUR OCTANOL/ISOMERS THEREOF	343021	1321710	335173	1800103
290517 DODECAN-1-O1HEXADECAN/OCTADEC	4361	21722	1159	27475
290519 SATUR MONOHYDRIC ALCOHOLS	459	25168	1644	11307
290522 UNSATUR ACYCLIC TERPENE ALCOHL	870	24669	16370	26484
290529 OTH UNSATUR MONOHYDRIC ALCOHOL	288	2995	116	6176
290531 ETHYLENE GLYCOL(ETHANEDIOL)MEG	1868578	9142671	2189164	13458568
290532 PROPYLEN GLYCOL(PROPAN-1,2-DIO	67649	553246	90791	429410
290539 OTHER, DIOLS	1953	18584	18358	30012
290541 2-ETHYL-2(HYDROXYMETHLY-PROPAN		9201	2515	2515
290542 PENTAERYTHRITOL	45038	211876	15746	183339
290543 MANNITOL	16325	59515	10952	48305
290544 D-GLUCITOL (SORBITOL)	6717	10980		9174
290545 GLYCEROL	104092	336246	46210	223139
290549 OTHER,POLUHYDRIC ALCOHOLS	199	9486		925
290559 OTHER HALOGENATED, SULPHONATED	1273	5894	3876	5873
290611 MENTHOL	42440	130343	15167	154553
290612 CYCLOEXANOL,METHYL/DIMETHYL	962	962		2762
290613 STEROLS AND INOSITOLS	1457	10316	4224	9679
290619 OTH,CYCLANIC,CYCLENIC CYCLOTER	2171	33425	4036	35910
290621 BENZYL ALCOHOL	3516	32481	5941	28706
290629 OTH,AROMATIC CYCLIC ALCH HALOG		18215	1555	15785
290711 PHENOL(HYDROXYBENZENE)IT SALT	26577	153902	43199	198953
290712 CRESOLS AND THEIR SALTS		1778	571	659
290713 OCTYLPHENOL,NONYLPHENOL/ISOMER		2256		
290715 NAPTHOLS & THEIR SALTS	14	4004		2650
290719 OTHER MONOPHENOLS	2337	7481	1848	9594
290721 RESORCINAL AND ITS SALTS	1620	3360	1504	12677
290722 HYDROQUINONE (QUINOL)ITS SALT	71	4375	2298	6666
290723 4,4-ISOPROPYLDENEDIPHENOL/SALT	2086	28006		
290729 OTHER, POLYPHENOLS	9284	35770	3393	26689
290819 OTH DERI CON ONL HALOGEN SUBST	714	8263	331	4061
290891 DINOSEB (ISO)AND ITS SALTS		81		
291511 FORMIC ACID	33046	116303	36954	124136
291512 SALTS OF FORMIC ACID	60215	257308	55205	231370
291513 ESTERS OF FORMIC ACID		746		640
291521 ACETIC ACID	235160	1123999	73834	862752
291524 ACETIC ANHYDRIDE				753
291529 OTH,ACETIC ACIDE & ITS SALTS	9915	38913	2111	13583

Contd.

10.11 Imports by Economic Categories (Detail)

(In Thousand Rupees)

ITEMS	NOVEMBER, 2014	FROM JULY, 2014	NOVEMBER, 2013	FROM JULY, 2013
291531 ETHYL ACETATE	5303	24532	20	18779
291532 VINYL ACETATE	330430	974796	128508	746488
291533 N-BUTYL ACETATE			186	2666
291536 DINOSEB (ISO) ACETATE		697		
291539 OTHER,ESTERS OF ACETIC ACID	119264	649885	78477	390638
291540 MONO/DI/TRICHLOROACETIC ACID-S	913	2717	132	3289
291550 PROPIONIC ACID,ITS SALT/ESTERS	3554	38667	9021	25130
291560 BUTYRIC/VALERIC ACID/SALT/ESTR	17078	105627	11614	75453
291570 STEARIC ACID	11244	79141	9220	44060
291590 OTH SAT ACYCLIC MONOCARBOXYLIC	79179	389271	44887	257368
291611 UNSATU ACRYLIC ACID/ITS SALTS	12538	82307	20224	110122
291612 UNSATURATE ESTER ACRYLIC ACID	126123	816617	253805	876319
291613 UNSATU METHACRYLIC ACID/SALTS	3193	7815	10307	33930
291614 UNSATU ESTER,METHARYLIC ACID	54426	265892	63746	244708
291615 OLEIC,LINOLEIC/LINOLENIC ACID	675	5250	533	7286
291619 OTH UNSAT ACYCLIC M/CARBOX ACID	9933	47888	31684	69919
291620 CYC-LANIC,LENIC LOTEPHENI ACID	8742	44822	4444	22926
291631 BENZOIC ACID,ITS SALTS/ESTERS	12336	120837	18086	83601
291632 BENZOYL PEROXIDE/BENZYL CHLRID	114	6142		5161
291634 PHENYLACETIC ACID & ITS SALTS		1041	4	40
291639 OTH,ARMATIC MONOCARBOXYIC ACID	31005	331272	22814	207055
291711 OXALIC ACID/ITS SALTS/ESTERS	12879	66820	11099	47535
291712 ADIPIC ACID,ITS SALTS/ESTERS	33559	155124	444	8607
291713 AZELAIC/SEBACIC ACID/SALT/ESTR		15702	5497	5615
291714 MALEIC ANHYDRIDE	4134	74340	11711	37502
291719 OTH ACYCLIC POLYCARBOXYL ACID	3997	19582	5136	42501
291720 CYC-LANIC,LENIC LOTERPENC ACID		6320		10956
291732 DIOCTYL ORTHOPHTHALATES			413	3934
291733 DINONY/DIDECYL ORTHOPHTALATES			9	107
291734 OTH ESTERS ORTHOPHTHALIC ACID	7170	68030	3	44257
291735 PHTHALIC ANHYDRIDE	65347	299038	3008	42887
291736 TERPHTHALIC ACID AND ITS SALTS	182055	1038152	227473	1181399
291739 OTH POLYCARBOXYLIC ACIDS/DERIV	67225	254309	1177	114200
291811 LACTIC ACID,ITS SALTS/ESTERS	7483	61579	7220	52544
291812 TARTARIC ACID	7771	31385	2635	28371
291813 SALT & ESTER OF TARTARIC ACID		762	103	742
291814 CITRIC ACID	56677	508865	60599	318576
291815 SALTS & ESTER OF CITRIC ACID	28564	110558	17152	76697
291816 GLUCONIC ACID,SALTS & ESTERS	72664	250047	25867	202597
291818 CHLOROBENZILATE (ISO)			160	160
291819 OTH CARBOXYLIC ACID W/ALCOHOL	1050	40915	12222	50840
291821 SALICYLIC ACID AND ITS SALTS	1460	9769	952	11455
291822 O-ACETYLSALIC ACID/SALT/ESTER	11133	60353	14619	23426
291823 OTH ESTER,SALICYLIC ACID/SALTS	102	3853		3172
291829 OTH CARBOXYLIC ACID+PHENOL FUN	10970	54033	8964	57927
291830 CARBOXYLIC ACID+ALDEHYDE/KETON	4438	49826	7301	20694
291891 2,4,5-T(ISO)(2,4,5-TRICHLOROPH	3288	5909		9062
292990 OTH COMP WITH OTH NITROGN FUNC	21048	108295	13233	79264
293020 THIOCARBAMATE/DITHIOCARBAMATES	92006	662445	14506	182940
293030 THIURAM MONO-,DI-,TETRASULPHID	431	37799	750	31469
293040 METHIONINE	217503	1460735	240953	939279
293090 OTHER ORGANO-SULPHUR COMPOUNDS	16323	213682	33448	118143

Contd.

10.11 Imports by Economic Categories (Detail)

(In Thousand Rupees)

ITEMS	NOVEMBER, 2014	FROM JULY, 2014	NOVEMBER, 2013	FROM JULY, 2013
293110 TETRAMETHYL LEAD&T-ETHYL LEAD	1891	13370	426	9980
293190 OTH O-ALKYL&(O-2-(DIALKYL,COMP	51241	327680	46490	221761
293211 TETRAHYDROFURAN		288	150	234
293212 2-FURALDEHYDE (FURFURALDEHYDE)			2	37420
293219 OTH COMP UNFUSED FURAN RING	4424	32748	4057	21532
293220 LACTONES	21623	87690	13743	53153
293299 OTH HETEROCYCLIC COMP W/OXYGEN	136516	552982	188265	474240
293311 PHENAZONE & ITS DERIVATIVE	1431	9863	405	6108
293319 OTH COMP UNFUSE PYRAZOLE RING	2744	25641	6002	24523
293321 HYDANTOIN AND ITS DERIVATIVES	1673	6734	2174	7062
293329 OTH COMP UNFUSE IMIDAZOLE RING	140809	570683	58466	388210
293331 PYRIDINE AND ITS SALTS	79	2914	35	1675
293332 PIPERIDINE AND ITS SALTS			428	428
293333 ALFENTANIAL(INN)(ANILERIDINE)	18139	252541	9318	92330
293339 OTH COMP UNFUSE PYRIDINE RING	255881	1308706	293971	1076711
293349 OTH COMP QUINOLIN/ISO-QUINOLIN	207942	790849	151099	605012
293353 ALLOBARBITAL(INN)(AMBARBITAL)	511	2730	1532	2651
293354 OTH DERIVATIVES OF MALONYLUREA				843
293359 OTH COMP PYRIMIDINE/PIPER RING	186231	977289	254758	1028772
293361 MALAMINE	39118	184982	51246	218077
293369 OTH COMP UNFUSE TRIAZINE RING	19193	120766	21441	68106
293371 6-HEXANELACTAM(EPSILON-CAPROL)	337	2603	1008	5653
293372 CLOBAZAM(INN),METHPRYLON(INN)				34814
293379 OTHER LACTAMS	54328	264704	39046	164319
293391 ALPRAZOLAM(INN) CAMAZEPAM(INN)	9930	37106	10699	31312
293399 OTHER HETROCYCLIC COPMOUNDS	168881	1112982	229397	841985
293410 COMP UNFUSE THIAZOLE RING	46113	150647	7875	56445
293420 COMP BENZOTHIAZOLE RING SYSTEM	8533	49879	12031	33371
293430 COMP PHENOTHIAZINE RING SYSTEM	2640	11802	2405	33925
293491 AMINOREX(INN),BORTIZOLAM(INN)	1975	9084		4202
293499 OTHER NUCLEIC ACIDS&SALTS	447069	2205724	422826	1891515
293999 OTH VEGETABLE ALKALOIDS NATURL	26532	113840	23287	68835
294190 OTHER ANTIBIOTICS.	611042	2593229	648455	2198448
300692 WASTE PHARMACEUTICALS				64
310100 ANIMAL/VEG FERTILIZER/PRODUCTS	2256	44986	1488	13553
310210 UREA,WHET OR NOT AQUEOUS SOLUT	2350	7684		13466852
310221 AMMONIUM SULPHATE	17954	328193	9168	169355
310229 MIX AMMONIUM SULPHATE/NITRATE		73252		101146
310230 AMMONIUM NITRAT,WHET/NOT AQUES	3590	139655	55290	142734
310250 SODIUM NITRATE	14226	72917	5986	48217
310260 MIXT,CALCIUM/AMMONIUM NITRATE	1268	1268	1348	2546
310290 OTH,MIN/CHEM NETROG FERTILZER	6951	34553		31967
310310 SUPER-PHOSPHATES	4183	37594	19501	96678
310390 OTH,MIN/CHEM FERTILIZE PHOSPHT		35	785	6113
310420 POTASSIUM CHLORIDE	17036	439395	45471	333006
310430 POTASSIUM SULPHATE	85120	486736	33859	120989
310490 OTH,MIN/CHEM FERTILIZE POTASIC	338969	845052	213301	661441
310510 MIN/CHEM FERTILIZER >10KG	10492	12845	95	535
310520 MIN/CHEM FERTZ ELEM NIT/PHO/PT	29771	121244	22435	140750
310530 DIAMMONIUM HYDROG ORTHO-PHOSPH	4634886	32777025	9685369	16211516
310540 AMMONIUM DIHYDROGEN ORTHO-PHOS	6993	28158	277979	302870
310551 CHEM FERTZ CON NITRAT/PHOS	2270	2636	85152	342386

Contd.

10.11 Imports by Economic Categories (Detail)

(In Thousand Rupees)

ITEMS	NOVEMBER, 2014	FROM JULY, 2014	NOVEMBER, 2013	FROM JULY, 2013
310559 OTH MIN/CHEM FERTZ NITRAT/PHOS	6062	202010	9344	37695
310560 MIN/CHEM FERTZ ELEM PHOS/POTAS	383	3530	122	188
310590 OTH MINER/CHEMICAL FERTILIZER	10829	120885		27535
320110 QUEBRACHO EXTRACT	4268	44282	13326	37487
320120 WATTLE EXTRACT	28332	208717	61070	215372
320190 OTH TANNING/EXTRACT VEG/GAMBER	28676	194619	38992	189155
320210 SYN ORGANIC TANNING SUBSTANCE	167952	751197	134789	645672
320290 OTH,INORGANIC TANNING SUBSTANCE	133130	502090	151642	526026
320300 COLOUR MATTER,VEG/ANIMAL	4500	28912	6154	26595
320411 DISPERSE DYES/PREP BASE THEROF	115564	763179	131023	609957
320412 ACID DYES PREMETALISE/PREP/DYE	92951	701138	143331	563068
320413 BASIC DYES/PREP BASE THEREON	46614	325921	41523	207011
320414 DIRECT DYES/PREP BASE THEREON	15916	145004	13691	97163
320415 VAT DYES INCL PIGMENT/PREPARAT	209470	1224489	288260	1251978
320416 REACTIVE DYES PREP BASE THREON	298817	3490484	647065	3087131
320417 PIGMENT PREP BASE THEREON	194467	1050834	189538	892431
320419 OTH SYN ORGN COLOURING MATTER	72099	521058	84944	442976
320420 SYN ORGN PROD USE FLUORESCENT	49047	262528	34979	166437
320490 OTH,SYN ORGN COLOURING MATTER	5524	18443	6453	25920
320500 COLOUR LAKES,PREP AS SPECIFIED	15051	71587	12399	79811
320611 PIGMENT PREP TITANIUM DIOXIDE	527123	2440478	630142	2244627
320619 OTH,PIGMENT/PREP TITANIUM DIOX	14843	47818	12330	37389
320620 PIGMENT/PREP,CHROMIUM COMPOUND	17245	45127	21582	52551
320641 ULTRAMARINE/PEP BASE THEREON	3647	18598	2286	18093
320642 LITHOPONE/OTH PIGMENT/ZINC SUL	4625	15624	3488	18505
320649 OTH,COLOURING MATTER PREPARATN	53474	255037	62934	179597
320650 INORGANIC PRO USE LUMINOPHORES		115	2607	5034
320710 PREP PIGMENT/OPACIFIER/COLOURS	16014	98517	17260	58572
320720 VITRIFIABLE ENAMEL/GLAZE/ENGOB	5851	29746	7804	34218
320730 LIQUID LUSTER/SIMILAR PREPARAT	2268	7665	2676	5120
320740 GLASS FRIT/POWDER GRANULE/FLAK	80615	363528	86863	347362
320810 PAINT/VARNISH BASE ON POLYSTER	12171	80355	31098	100050
320820 PAINT/VARNISH,ACRY/VINYL POLYM	17527	124145	10236	84381
320890 OTH PAINT BASED ON POLYAMIDES	94159	653849	95933	586157
320910 PAINT/VARNISH ACRY/VINYL POLYM	9986	33661	5773	17196
320990 PAINT/VARNISH,SYN POLYMER/AQS	9507	76536	25080	164959
321000 OTH PAINT & VARNISH FOR LEATHE	13698	87372	18726	110128
321100 PREPARED DRIERS.	16532	71473	16498	58072
321210 STAMPING FOILS	23447	126462	23818	108221
321290 OTH,PIGMENT DISPERSE NON AQUOS	10094	79172	25827	87193
321310 COLOURS IN SETS	3720	20174	3227	6630
321390 OTH COLOUR ARTIST/PAINTERS	687	5790	702	1049
321410 GLAZIERS/GRAFTING PUTTY,RESIN	29949	154534	23531	101506
321490 NON-REFRACTORY SURFACING PREP	12187	125560	24444	109366
321511 ROLLING COATING PRINT INK BLK	26883	164445	35283	133335
340290 OTH ORG SURFAC ACT,WASH/CLEAN	256844	764968	174733	486738
340311 PREP TEXTILE/LEATHER/OIL MATRL	25500	188194	40420	170766
340319 LUBRICAT PREP CONT PET/MIN OIL	116465	531361	155534	435446
340391 OTH,PREP TEXT/LEATHER/FURSK ML	121441	816446	202551	790372
340399 OTH LUBRICAT PREP OIL/GREASE	23773	214835	25623	164146
340420 ART/PREP WAXES,POLYETHEL GLYCL	33449	118142	1941	102192
340600 CANDLES,TAPERS AND THE LIKE	8524	24843	5535	11377

Contd.

10.11 Imports by Economic Categories (Detail)

(In Thousand Rupees)

I T E M S	NOVEMBER, 2014	FROM JULY, 2014	NOVEMBER, 2013	FROM JULY, 2013
340700 MODELING PASTE ETC RETAIL SALE	7301	28132	2531	10326
350110 CASEIN	22887	30586	4330	19521
350220 MILK ALBUMIN,INCL WHEY PROTEIN				21550
350290 OTH ALBUMIN O/T EGG ALBUMIN	17	22	42	1287
350300 GELATIN&GELATIN DERIVATIVE	15520	45659	34763	71312
350400 PEPTONEDERV,PROTEIN SUBSTANCE	4959	29500	5885	17647
350510 DEXTRIN,OTH MODIFIED STARCHES	65961	250435	22576	173898
350520 GLUES	11007	57388	7815	30032
350610 PROD SUITABLE USE GLUE/ADHESIV	13334	90215	17667	65264
350691 ADHESIVE/RUBBER/PLASTIC/RESIN	81605	531504	74231	341305
350699 OTH PREP GLUE/ADHESIVE	14667	63364	15140	48538
350710 RENNET AND CONCENTRATE THEREOF		1013	30	663
360690 OTH FERRO CERIU/OTH PYROPHORC	448	811	199	300
370110 X-RAY FILM,PLATE IN FLAT UNEXP	85916	471696	63762	374507
370120 INSTANT PRINT FILM UNEXPOSED		163		1290
370130 OTH UNEXPOSED PLATE>255MM	25003	261242	24282	169073
370191 O.PL/FILM-COLOUR PHOTOGRAPHY		76		
370199 OTH PHOTOGRAP/PLAT/FILM/UNEXPS	287	5484		213
370210 PHOT-FILM ROLL UNEXPOSE,X-RAY		87		5252
370231 OTH PHOT/FILM ROLL<105MM		298		540
370239 OTH PHOT FILM ROLL ST/UNEXPOSE		1292		4714
370243 PHOT FILM W>610MM,L<200M	2021	37360	7576	29669
370244 PHOT FILMW>105MM BUT<610MM	24478	213376	78456	286874
370252 PHOT FILM W<16MM-COLOUR				71
370254 PHOT FILM W-16MM-35MM/L<30MM				3
370255 PHOT FILM W-16MM-35MM,L>30MC/L			305	1549
370297 PHOT FILM ROLL W-≤/35MM/L<30M				266
370310 PHOT PAPER/BOARD/TEXT W>610MM		1881		445
370320 PHOT PAPER/BOARD/TEXT UNEX/COL	17719	30914	3119	22908
370390 OTH PHOT PAPER/BOARD TEXT UNEX	10128	46265	13075	45451
370400 PHOT PLAT/FILM PAPER/BOARD EXP	50	2042	1190	2024
370590 OTH PHOT PLAT/FILM	8	43	26	469
370610 CINEMAGRAPHIC FILM EXPO/DEVEL	295	3193	1896	12814
370690 OTH CINEMA FILM EXPOSE DEVELOP	694	3192	413	1962
370710 SENSITISING EMULSIONS	14362	44031	8284	33592
370790 OTH CHEM PREP,PHOTOGRAPHIC USE	20729	75599	11060	60188
380110 ARTIFICIAL GRAPHITE	1727	21799	739	4099
380120 COLOIDAL/SEMI COLOIDL GRAPHITE		3206		236
380130 CARBONEOUS PASTE ELECTRODE		2970	3004	3016
380190 OTH,PREP GRAPHITE O/T CARBON	287	4618	677	1692
380210 ACTIVATED CARBON	23616	66043	7767	46330
380290 OTH ACT CARBON/NAT MINER PROD	9353	37464	13573	57766
380300 TALL OIL WHETHER/NOT REFINED		464	112	325
380400 RESIDUAL LYE FROM WOOD PULP NS	10469	74789	8740	49163
380590 OTH TERPENIC OIL CONIFER WOOD	14150	35113	11687	21439
380610 ROSIN AND ROSIN ACIDS	71432	536695	80766	295375
380620 SALT OF ROSIN/RESIN ACIDS DERV	2403	51689	19438	77347
380630 ESTERS GUMS	2957	43049	10583	27556
380690 OTH,ROSIN,SPIRIT,OIL,RUN GUMS	6435	44785	9648	31381
380850 INSECTICIDE/RODENTICIDE/ETC		248	914	1602
380891 OTHER INSECTICIDES	195772	1944590	274431	1580759
380892 FUNGICIDES	322148	1360696	298982	1201855

Contd.

10.11 Imports by Economic Categories (Detail)

(In Thousand Rupees)

ITEMS	NOVEMBER, 2014	FROM JULY, 2014	NOVEMBER, 2013	FROM JULY, 2013
380893 HERBICID,ANTISPROUTING PRODUCT	1256710	2643712	614940	1438680
380894 DISINFECTANTS	12510	115427	13057	65752
380899 PLANT-GROWTH REGULATORS R.O-71	10643	52513	9538	48822
380910 FINISHING AGENT AMYLACOUS SUBS		4874		1711
380991 OTH FINISHING AGENT ETC TX ETC	206945	1213297	206499	1044233
380992 OTH FINISHING AGENT DYE CARIER	9435	96910	17382	98145
380993 OTH FINISHING AGENT DYE CARIER	76149	435732	91845	380226
381010 PICKLING PREP METAL SURFACE	34995	171120	61363	252804
381090 OTH PREP FOR METAL SURFACE	9469	135010	5582	36652
381111 ANTI-KNOCK PREP OF LEAD COMP				13
381119 OTHER,ANTI-KNOCK PREPARATIONS	1577	10024	6234	9849
381121 ADD LUBRICATE,PET OIL BIT MINE	262525	2104869	368174	1877314
381129 OTH ADDITIVE LUBRICATING OIL	121489	810752	38504	351356
381190 OTH PREP ADDITIVE FOR LIQU USE	162004	944850	136195	688456
381210 PREPARED RUBBER ACCELERATORS	4841	61444	10248	42931
381220 COMPOUND PLASTICIZER RUB PL	14	6006	9814	113129
381230 ANTI-OXIDISING PREPAR & COMPOU	67200	358505	68096	274116
381300 PREP/CHARG FIRE-EXTINGUISHERS	2896	20396	7941	18885
381400 ORGAN COMP SOLVENT/THINNER NES	37848	141261	31335	107230
381511 SUPORTED CATALYST WITH NI/COMP	13714	50905	15329	46889
381512 SUPORTED CATALYST WITH PR/METL		77289		72982
381519 OTHER,SUPPORTED CATALYSTS	159071	280120	304	121907
381600 REFRACTORY CEMENT,MORTARS,CONS	43635	181434	33012	156641
381700 MIXE ALKYL-BENZEN&MIX AL-NAPHT	1003225	3808208	693511	2546548
381800 CHEM ELEMENT/COMP DOP-ELECTRON	1065	1182	39	138
381900 HYDRALIC BRAKE FLUIDS/LIQUIDS	6468	50274	15214	49209
382000 ANTI-FREEZING PREP/DEICE FLUID	16470	71289	9195	35688
382100 PREP CULTURE MEDIA MICRO-ORGAN	3329	24298	7534	23797
382200 DIAGNOSTIC/LAB REAGENTS/PR-DIA	478329	2292932	438091	2083681
382311 STEARIC ACID	25634	106410	22480	78901
382312 OLEIC (OLIVE) ACID		11042	5053	15337
382313 TALL OIL FATTY ACIDS	3171	7423	1620	5228
382319 OTH INDUS MONOCARBOXYLIC F.ACI	343807	1499264	272672	1294122
382370 INDUSTRIAL FATTY ALCOHOLS	12315	53828	1895	33705
382410 PREP BINDER FOUNDRY MOUL CORES	11537	47533	4479	43750
382430 NON-AGGLOMERATED METAL CARBIDE				3
382440 PREPARED ADDITIVES FOR CEMENT	23381	104980	31965	135251
382450 NON-REFRACTORY MORTAR CONCRETE		9233	1341	6264
382460 SORBITOL O/TH SUB-H-NO.2905.44	94984	256594	45077	155073
382475 MIX CON CARBON TETRACHLORIDE		2		
382478 CON (PFCs)/(HFCs)BUT NOT(CFCs)	2040	15279		1405
382479 OTH MIX CON HALOGE DER OF METH	11879	73929	12221	59557
382481 MIX CON OXIRANE(ETHYLE OXIDE)			86	86
382490 OTH,CHEMICAL PRODUCT/PREPARA	1151518	6686072	1214718	6353857
382590 OTH RESIDUAL OF CEHM.INDUSTRY		67	134	501
390110 POLYETHYLENE SP GRAVITY<0.94	3158988	13699895	1807650	9615057
390120 POLYETHYLENE SP.GRAVITY>0.94	1901199	10063249	1617834	7410175
390130 ETHYLENE-VINYL ACETATE COPLMER	138254	976950	120512	826148
390190 OTH POLYMER OF ETHYLENE P.FORM	257034	939229	102887	533166
390210 POLYPROPYLENE	3500017	17968679	3183789	16172317
390220 POLYISOBUTYLENE	6422	26554	1819	14577
390230 PROPYLENE COPOLYMERS	756976	4766793	925213	4260014

Contd.

10.11 Imports by Economic Categories (Detail)

(In Thousand Rupees)

I T E M S	NOVEMBER, 2014	FROM JULY, 2014	NOVEMBER, 2013	FROM JULY, 2013
390290 OTHER OLEFINS IN PRIMARY FORMS	19106	127804	42051	127089
390311 POLYSTYRENE EXPANSIBLE	8883	41127		33283
390319 OTHER POLYSTYRENE	15631	257247	49770	216455
390320 STYRENE-ACRYLONITRILE COPOLYMR	37386	148110	20264	117545
390330 ACRYLONITRILE-BUTADINE-STYRENE	175798	973763	256484	1087749
390390 OTH POLYMERS OF STYRENE,P-FORM	7605	66560	14696	50548
390410 POLYVINYL CHLORIDE,UNMIX SUBST	200422	1928860	229930	1235822
390421 OTH POLYVINYL CHLORIDE,NON-PLA	3437	31295	16727	41975
390422 OTH POLYVINYL CHLORIDE PLASTIC	25650	123721	6784	92174
390430 VINYL CHLORIDE VINYL ACETATE	2435	15648	6322	27650
390440 OTH VINYL CHLORIDE COPOLYMERS	3113	25966	14108	38105
390461 POLYTETRALUOROETHYLENE		201	517	785
390469 OTHER, FLUORO-POLYMERS		2315		3322
390490 OTH POLYMERS OF VINYL CHLORIDE		5577		3725
390512 POLYVINYL ACETATE AQUE DISPERS	37	15687	8720	21019
390519 OTH POLYVINYL ACETATE (PVA)	2438	17465		34509
390521 VINYL ACETATE COPOLYMERS AQUEO	47841	179405	45505	155541
390529 OTH VINYL ACETATE COPOLYMERS	16476	68760		48061
390530 POLYVINYL ALCOHOL W/N CON UNHY	108555	788824	218976	892194
390591 COPOLYMERS	880	6865	182	7269
390599 POLYMERS OF OTHER VINYL ESTERS	18732	139030	33872	106441
390610 POLYMETHYL METHACRYLATE	14203	73763	12473	81654
390690 OTHER,ACRYLIC POLYMERS P/FORMS	443809	1823863	402481	1526268
390710 POLYACETALS	21001	83652	12382	57158
390720 OTHER POLYETHERS	840740	4072239	831678	3964569
390730 EPOXIDE RESINS	62691	322352	94252	372919
390740 POLYCARBONATES	66646	466210	89252	288306
390750 ALKYD RESINS	236	153121	847	28418
390760 POLYETHYLENE TEREPHTHACATE(PET)	349725	1853209	186036	921227
390770 POLY(LACTIC ACID)	8670	24972	4777	9479
390791 OTHER POLYESTERS, UNSATURATED		12552	2105	16285
390799 OTH POLYSTERS IN PRIMARY FORMS	27761	147119	47209	166185
390810 POLYAMIDE-6,-11,-12,-6,6,-6,10	12852	95188	15406	71683
390890 OTH POLYAMIDE IN PRIMAR FORM	26851	165954	29146	118943
390910 UREA RESINS, THIOUREA RESINS	2808	20004	5847	26381
390920 MALAMINE RESINS	10861	65417	27865	79405
390930 OTHER AMINO-RESINS	870	1534	1883	2749
390940 PHENOLIC RESINS	15072	114560	24887	106470
390950 POLYURETHANES	211689	1102675	165681	978142
391000 SILICONES IN PRIMARY FORMS.	277641	1402525	304458	1137942
391110 PETROL/COUMARONE,INDENE RESINS	7179	50856	15034	35522
391190 OTH,POLYSULPHIDE,SULPHONE/PLAS	6596	50194	15338	58758
391211 CELLULOSE ACETATES,NON-PLASTI				9
391220 CELLULOSE NITRATES(INCL COLLO)	68473	335169	58768	275627
391231 CARBOXYMETHYL CELLULOSE & SALT	56511	748640	54508	365766
391239 OTHER CELLULOSE ETHERS	83764	589536	213760	835396
391290 OTH CELLULOSE & CHEM DERIVATIV	46460	167497	36949	156540
391310 ALGINIC ACID,ITS SALTS & ESTER	113903	778795	178000	607872
391390 OTH NATURAL POLYMERS/MODIFI	38627	219577	28473	116839
391400 ION-EXCHANGERS BASED ON POLYMR	19574	113359	23170	120660
391510 WASTE,ETC OF ETHLY/POLYM/PLAST		2788		3362
391520 WASTE,ETC OF STYRENE/POLY/PLAS		39859		

Contd.

10.11 Imports by Economic Categories (Detail)

(In Thousand Rupees)

ITEMS	NOVEMBER, 2014	FROM JULY, 2014	NOVEMBER, 2013	FROM JULY, 2013
391530 WASTEETC OF VINYL-CHLORIDE/PL	80881	361717	61528	283470
391590 WASTE,ETC PLASTIC/PARING	42164	253678	56153	222069
391610 MONOFILAMENT D>1MM RD/ST/PROFI	5971	14904	959	3240
391620 MONOFILAMENT D>1MM-PL PO VICHL	11647	34160	1471	12922
391690 OTH MONOFIL D>1MM PLASTIC-TOH	10149	53306	3729	31917
391710 ARTIFI GUTS OF HARDEN PROTEIN	407	1009		4605
391721 TUBE,PIPE HOSES,RIGID,OF POLYM	10154	56477	2343	17478
391722 TUBE,PIPE HOSES,POLYMER OF PRO	556	23541	1182	26406
391723 TUBE,PIPE ETC OF POLYMER VINYL	20356	82114	8724	56894
391729 TUBE,PIPE HOSE,RIGID,OTH PLAST	24018	86817	4647	25354
391731 FLEXIBLE TUBE,PIPE B-PRE27.6MP	6282	76230	7574	30570
391732 OTH,TUBE,PIPE HOSE W/OUT FITNG	438	7833	2660	13109
391733 OTH TUBE,PIPE NOT REINFORCED	1121	5804	448	3345
391739 OTHER TUBES,PIPES AND HOSES,	29556	208240	30079	135027
391890 FLOOR COVERING OF OTH PLASTICS	13932	82376	5379	18932
391910 SELF ADHESIVE PLAT,ETC W<20CM	137662	527501	80866	369814
391990 OTH,SELF-ADHESIV PLATE,W>20CM	235275	1255649	259003	995970
392010 OTH PLATES,ETC PLASNON-CELULAR	181148	657099	126139	527287
392020 OTH PLATE,ETC PLAST NOT REINFO	101486	496807	98680	559769
392030 OTH PLATE,SHEET,ETC OF PLASTIC	22307	109518	28047	145829
392043 OTH PLATE,MAT OF VINYL CHLORID	30790	143632	39928	132727
392049 OTH PLAT,ETC VINYL CHLORID FLX	72383	563266	77209	333320
392051 OTH PLATE,ETC ACRYLIC POLYMERS	1712	33445	4869	42978
392059 OTH PLAT,ETC OTH ACRYLPOLYEER	1556	9875	1080	4662
392061 POLY CARBONATE IN PLATE, ETC		4750	3177	17044
392062 OTH PLATE ETC POLY(ETH TEREPH)	26009	77302	35539	148032
392063 OTH PLATE ETC UNSAT-POLYESTERS	9850	97321	13000	107414
392069 OTH PLATES ETC OF OTH POLYESTR	6218	27369	14381	54434
392071 OTH PLAT ETC PLAS OF REG CELUL	361	3864	2540	5180
392073 OTH PLATETC PLASTIC NON CELLU				291
392079 OTH PLAT ETC-PLAS OF CEL DERIV	207	207		
392091 OTH PLATETC PLAS OF PO BUTRAL	2378	11433	4523	11299
392092 OTH PLAT ETC-PLAS OF POLYAMIDE	5018	10109	1645	8430
392093 OTH PLAT ETC-PLAS OF AMINO-RES	162	162		
392094 OTH PLAT ETC-PLAS OF PHENORESN	1044	12671		2030
392099 OTH PLAT ETC-PLAS OF OTH PLAST	36567	261838	46045	200542
392111 PLATES ETC OF PLAS POLY/STYREN	1774	6261	858	1860
392112 PLAT ETC PLASTIC CEL P-VIN-CHL	66967	217507	64900	156666
392113 PLAT ETC PLA CEL OF POLUURETHA	48248	472521	156146	726606
392114 PLAT ETC PLA CEL OF REGERATED		6527		4633
392119 FLAT SHET ETC PLA CEL OTH PLAS	18015	132515	49569	226318
392690 OTH, ARTICLES OF PLASTICS	256574	1608260	346107	1474380
400110 NATURAL RUBBER LATEX	223584	1200535	302445	1582468
400121 SMOKED SHEETS	171918	598698	108316	517921
400122 TECH SPECIFIED NATURAL RUBBER	167477	774828	252376	1076867
400129 OTHER NATURAL RUBBER	19180	84032	18160	111504
400130 BALATA,GUTTA-PARCHA,CHICLE ETC				404
400211 STYRENE-BUTADIENE RUBBER LATEX	131720	567520	124772	457597
400219 STYREN BUTADIEN RUBER CARBXyla	152796	1215328	179189	963492
400220 BUTADIENE RUBBER (BR)	5892	87153	19874	204422
400231 ISOBUTENE-ISOPRENE RUBBER(IIR)	118314	506556	108162	787196
400239 OTH,HALO-ISOBUTENE-ISOPRENE RU		47206	48578	119719

Contd.

10.11 Imports by Economic Categories (Detail)

(In Thousand Rupees)

ITEMS	NOVEMBER, 2014	FROM JULY, 2014	NOVEMBER, 2013	FROM JULY, 2013
400241 CHLOROPRENE RUBBER LATEX (GR),	424	424		
400249 CHLOROPRENE RUBBER O/THAN LATX	42069	176455	72830	192069
400251 ACRYL BUTADIENE RUBBER LATEX		6		38810
400259 ACRY BUTAD RUBBER O/THAN LATEX	5488	171977	11411	95743
400270 ETHYL PROPLENE-NON-CONJUGATED	12681	92491	41302	138217
400291 OTH SYNTHETIC RUBBER FACTICE	446	591	16156	71720
400299 OTH SYN RUBBER FACTICE D/F OIL	31476	95138	30222	76576
400300 RECLAIMED RUBBER PRIMARY FORM	23136	167156	31518	145793
400400 WASTE,PAROMGS&SCRAP O/TH H-RUB	129842	568995	181161	533051
400510 COMP WITH CARBON BLACK OR SILI	10503	71172	16126	71711
400520 SOLUTION/DISPERS O/T H-4005.10	78	78	164	216
400591 PLATE,SHEET STRIP UN-VUL RUBER	2324	4978	732	1844
400599 OTHER COMPOUNDED RUBBER	14269	105219	26808	81514
400690 OTH FORM&ARTIC UNVULCAN RUBBER	77	27410	161	2006
400700 UNVULCA RUBBER THREAD & CORD	21767	85563	8981	69327
400811 PLATE,SHEET ETC CELLU VULC RUB	2248	27042	11243	48726
400819 RODS&OTH FORMS OF CEL.VULC RUB	2766	8519	291	5454
400821 PLAT,SHET N-CELU VULCANI RUBER	27845	281643	33885	140616
400829 RODS&OTH FORM OF N/CEL VUL RUB	4527	37210	11472	41529
400911 TUBE,PIPE OF RUBBER W/O.FITING	18607	124257	15217	80560
400912 TUBE,PIPE OF RUBER WITH FITING	1135	11032	1876	7966
400921 TUBE,PIPE OF RUB W/O.METL.FIT	2581	27867	5482	114257
400922 TUBE,PIPE OF RUB WITH METL.FIT	357	3280	4575	7611
400931 TUBE,PIPE RUB W/O TEX.METL.FIT	5422	40359	2958	19403
400932 TUBE,PIPE RUB W/TEX.METL.FIT	7939	19212	2502	3274
400941 TUBE,PIPE RUB W/O OTH.METL.FIT	5429	28267	3349	25054
401700 HARD RUBER IN ALL FORMS/ARTICL	665	5936	1331	7231
410120 W.HID&SKIN BOV.WT8-10KG.UN.SPL	4754	12877		7276
410150 WHOLE,HIDE/SK BOV ANI F>16 KG	57556	313035	57342	190490
410190 OTH HIDES INCL BUTT,BEND&BELIE		967		13664
410210 RAW SKINS OF SHEEP/LAMB W/WOOL	290183	1452969	1049889	2074447
410221 RAW SK SHEP/LAM W-OUT WOOL PKD		107932	29617	121329
410229 OTH RAW SK SHEP/LAM W/OUT WOOL	55339	122805		7234
410390 OTH,HID/SK FRE SALTED,DRIED,LA	47675	461263	45467	310787
410411 HIDE/SKIN FULL GRAIN UNSPLIT	14026	23025		7578
410419 OTH HIDE,SKIN WET STATE	18154	73109	23379	99674
410441 HIDE,SKIN FULL GRAIN DRY STATE		23193		12089
410449 OTHER HIDES DRY STATE(CRUST)		20116	71	4397
410510 WET BLUE LAMB,SHEEP SKIN	42286	494167	71325	684711
410530 SHEEP/LAMB SKIN NO WOOL CRUST	700	10520		35020
410621 GOAT/KID SKIN WET BLUE	62460	280941	98942	366674
410622 GOAT/KID SKIN CRUST	4249	33599	26945	111514
410691 OTH WET BLUE SKINS		34		3779
410711 WHOLE HIDE SKIN FULL GRAIN BOV		3057		1543
410712 WHOLE HIDE/SKIN GRAIN SPLIT BV	837	3138	6762	11827
410719 OTH WHOLE HIDE/SKIN BOV ANIMAL	68313	482170	67137	317272
410791 OTH HIDE INCL SIDES FULL GRAIN		36		
410792 OTH HIDE INCL SIDE GRAIN SPLIT	7745	13271		2685
410799 OTH LEATHER FURTHER PREPARED	7871	52919	19554	53415
411200 PREPARED LEATHER SHEEP/LAMB	2899	23249	6073	25332
411310 LEATHER PREP.AFTER TANN GOAT	2786	102766	10552	58115
411390 OTH LEA FURTHER PREP.AFTR TANE	10156	26312	1361	5416

Contd.

10.11 Imports by Economic Categories (Detail)

(In Thousand Rupees)

ITEMS	NOVEMBER, 2014	FROM JULY, 2014	NOVEMBER, 2013	FROM JULY, 2013
411410 CHOMIS LEATHER		164		
411420 PATENT LAMINATED METALIS LEATH	4518	14442	300	2156
411510 COMP. LEATHER WITH BASIS LEATH	4572	80547	8513	32392
411520 PARINGS, OTH WASTE OF LEATHER	837	3229		
420600 ARTI OF GUT OF BLADER/ TENDONS				5
430110 MINK SKINS,RAW,WHOLE/W/O HD,TA				36
430219 OTH,FURSKINS,WHOLE,W&W/OUT H&T	1841	11738	1986	19002
440110 FUEL WOOD,IN LOGS,BILLETS ETC		193		52
440122 WOOD IN CHIPS OR PART NON-CON				620
440310 WOOD TRET WITH PAINT,STAIN ETC	6959	17252	28703	39973
440320 OTH,CONIFEROUS SPECIES ROUGH	19866	65822	6363	29263
440349 OTH,WOOD,NON-CONF SPECIES ROUG	38251	94137	24994	150223
440399 WOOD OF OTHER NON-CONF SPECIES	61108	274511	41605	210949
440410 CONIFEROUS		23649	6903	21012
440420 NON-CONIFEROUS			54	54
440799 OTH WOOD NON-CONF.SPECIES	114753	759596	102427	546050
440810 CONIFEROUS SHEET FOR VENEERING	3518	25577	5939	20086
440831 VENEER/DARK RED MERANTI SHEETS		1547		
440839 OTH VENEER SHEET/TROPICAL WOOD	2633	19840	9212	20461
440929 OTHER NON-CONIFEROUS WOOD	94	898		719
441011 PARTICLE BOARD OF WOOD	12892	88203	33155	69985
441012 ORENTED STRAND BOARB UN-WORKED		4395		4554
441019 OTH P-BOARD OF LIGNEOUS MATERI	4	37		
441090 OTH P-BOARD NOT AGGLOM W-RESIN		1691		297
441112 MEDIUM DENSITY BOARD (MDF)	96551	504119	66881	346213
441113 (MDF)THICKNESS 5MM TO 9MM	29466	136422	17597	75394
441114 (MDF)THICKNESS EXCEEDING - 9MM	98932	509517	99908	468263
441193 OTH (MDF)DENSITY 0.5-0.8g/cm3	188736	483983	108534	473978
441194 OTH (MDF)DENSITY NOT> 0.5g/cm3	1719	6944	1705	4196
441210 P-WOOD,VENEER PANELS OF BAMBOO	7	197		36
441231 OTH P-WOOD OF WOOD SHEET -6MM			3000	4080
441232 OT P-W OUTER PLY NON-CONIFE-WD	14343	115348	20792	72803
441239 OTH PW CONSIST OF WD SHEET-6MM	1265	38359	3691	13353
441294 OTH BLOCKBOARD,LAMINATED&BATEN		3593		1947
441299 OTH PW CONSIST OF WOOD SHEET	51	1072	101	2855
441400 WOODEN FRAMES FOR PAINTINGS	560	2899	591	3810
441510 CASES,BOXES,CRATES,SIM/PACKING	5948	9603	288	1221
441520 BOX PALLETS& OTHER LOAD BOARD	25	12795		38
442190 OTHER,ARTICLES OF WOOD	3791	64869	5821	28163
450110 NATURAL CORK,RAW/SIMPLY PREPAR		2605		1056
450190 WASTE CORK,CRUSHED,GRANULATED		3519	1858	4310
450310 CORKS AND STOPPERS				5
450390 OTHER ARTICLE OF NATURAL CORK		50		43
450410 BLOCK PLATE SHEET,STRIP CORK	1936	8843	3358	7938
460290 OTH BASKET/WICKERWORK/LOOFAH	310	2148	114	1029
470100 MECHANICAL WOOD PULP		324226	108968	230093
470200 CHEM WOODPULP,DISSOLVING GRADE	7816	42440	15051	66134
470311 CHEM WOODPULP UNBLECHED CONIFE	126841	476842	3274	332453
470319 CHEM WOODPULP UNBLE NON CONIFE			3925	5830
470321 CHEM WOODPULPSEMIBLEACH/BLEACH	227294	1460152	365514	1807281
470329 OTH CHEMWOODPULP BLE/SEMI-BLEH	124257	1522283		1485638
470421 CHEM WOODPULP,S-BLE/BLE CONIFE				1732

Contd.

10.11 Imports by Economic Categories (Detail)

(In Thousand Rupees)

ITEMS	NOVEMBER, 2014	FROM JULY, 2014	NOVEMBER, 2013	FROM JULY, 2013
470429 CHE W-PULP,S-BLE/BLE NON-CONIF	40631	145058	18097	106257
470500 SEMI-CHEMICAL WOOD PULP	111960	618740		442635
470620 PULP OF FIBRES DERI FROM W-SCR	7491	11078		3802
470710 UN-BLEACHED KRAFT PAPER	1405	96345	17550	193510
470720 RECOVERED PAPER/PAPER BOARD BL				3414
470730 PAPER/PAPERBOARD MACHINE PULP	3612	6966	809	4355
470790 WASTE & SCRAP OF OTHER PAPER	132876	833869	223934	1020156
480100 NEWSPRINT,IN ROLLS OR SHEETS	491882	2674207	534823	2283688
480210 HAND-MADE PAPER & PAPERBOARD		287	251	544
480220 PAPER/P-BOARD PHOTO-SENSITIVE	406	3663	35	281
480240 WALL PAPER BASE	7	21		
480254 OTH PAPER & PAPERBOARD<40G/SQM	1638	26035	6840	28215
480255 OTH PAPER&PAPERBOARD>40-G/SQM	247117	1202854	214449	962270
480256 OTH PAPER&PAPERBOARD IN SHEETS	28691	211878	15	15
480257 OTH PAPER WT 40-150 G/M2	17671	240854	22060	159405
480258 PAPER & BOARD WT>150G/M2	44049	256050	42464	119464
480261 OTH PAPER&PAPERBOARD IN ROLLS	93	289	716	2929
480262 OTH PAPER&PAPER BOARD IN SHEET	214831	966476	243788	1032923
480269 OTH U-C CARBONISING BASE PAPER	1388	6983	2829	7669
480300 TOILET FACIAC TISSUE/TOWEL ETC	13601	96154	21581	86065
480411 KRAFTINER UN COATED UN-BLEACH	149852	566411	91413	412153
480419 OTH KRAFTLINER UNCOAT ROL/SHET	109173	358208	118455	249365
480421 SACK KRAFT PAPER,UNBLEACHED	374184	2057870	390860	1401206
480429 OTH SACK KRAFT PAP UN-COT RISH	5928	8383		36845
480431 OTH KRAFT P1BORD WT150G/SQMUNB	39813	154856	49506	144173
480439 OTH UNC K-P/BORD WT150G/SQMUB	16812	137844	16755	102864
480441 OTH KR.P/BORD W>150G<2259-UNBL			691	691
480442 OTH KRAFT 150-225G BLECH	996	15492		4059
480449 OTH KRAFT PAPER IN ROCC/SEETS		3265	2148	13323
480451 OTH KRAFT PAPER 225G ON BLEACH	1668	5491		3372
480459 OTH KRAFT PAPER IN ROLL 225G	38	64159		7499
480511 SEMI-CHEMICAL FLOUTING PAPER		21906	849	17683
480512 STRAW FLUTING PAPER		47		
480519 OTHER FLUTING PAPER	14950	128557	73519	80449
480524 TESTLINER BD WT150G/M2 OR LESS	10587	65132	7650	53090
480525 TESTLINER BOARD WT>150 G/M2	16079	71092	9412	95926
480530 WRAPPING PAPER,UNCOAT	10987	115056	46122	182320
480540 FILTER PAPER/PAPERBOARD,UNCOAT	1096	5182	1476	14792
480550 FELT PAPER/PAPERBOARD,UNCOATED				1170
480591 OTH P&P/ BOARD<150G UNCOATED	17890	110706	32406	112602
480592 OTH P&P/BOARD 150-225G UNCOAT	15877	70355	18576	61690
480593 OTH P & P BOARD<225G UNCOATED	13564	75500	15672	62731
480610 VEGETABLE PARCHMENT PAPER	292	3882		3124
480620 GREASEPROOF PAPERS		7089		5989
480630 TRACING PAPERS	4353	13484	642	11694
480640 CLASSINE/GLAZED TRANSPA PAPER	9225	77061	11351	28218
480700 COMPOSITE P/BOARD STICKING FLA	10178	26284	6912	19724
480810 CORRUGATED P&P/BOARD PERFORTE		264		545
480840 SACK KRAFT PAPER CREPED/EMBOSD	140	865		1371
480890 OTH PAPER,CREPED/EMBOSSD/PERF	4020	20758	3978	12713
480920 SELF COPY PAPER	40113	172553	28655	110615
480990 OTH COPYING / TRANSFER PAPERS	1691	15925	4903	13068

Contd.

10.11 Imports by Economic Categories (Detail)

(In Thousand Rupees)

ITEMS	NOVEMBER, 2014	FROM JULY, 2014	NOVEMBER, 2013	FROM JULY, 2013
481013 P&P/BOARD FOR WRITING/PRINTING	120351	599231	159794	947454
481014 P&P/B IN SHEET 1-SIDE<435/297M		139		
481019 OTH PAPER&PAPERBOARD IN SHEET	27408	279348	103178	596278
481022 LIGHT WEIGHT COATED PAPER	2947	9543		3620
481029 OTH LIGHT WEIGHT COATED PAPER	220933	1626829	159378	170937
481031 KRAFT PAPER&BOARD WT 150G/M2		1201		
481032 KRAFT PAPER&P/BOARD WT>150G/M2	2489	28612		16194
481039 OTH KRAFT PAPER&P/BOARD BLEACH	263	4143	515	2310
481092 OTH PAPER&P/BOARD MULTI-PLY	980928	4741122	677943	2808502
481099 OTH PAPER&P/BOARD COATED	40603	153095	18155	106331
481110 P&P/BOARD,TARRED,BITUMINISED	213	213	2731	3389
481141 GUMMED ADHESIVE PAPER & BOARD	72527	439442	199194	633879
481149 OTH GUMMED/ADHESIVE P&P/BOARD	4977	79174	39038	68393
481159 OTH P&P/BOARD PLASIC COAT.	180627	1594963	284212	1246592
481160 P&P/BOARD COATED WAX COVERED.	33073	236286	62423	278960
481190 OTH P&P/B CELLULOSE WADDING	106754	591992	171683	471665
481320 CIGRETTE PAPER IN ROLL WTH SCM	76259	275422	58586	306487
481390 OTH CIGARET PAPER,BOOKLET/TUBE	70329	279596	68687	231856
481420 WALL PAPER COVERD WITH GRANITE	12102	59317	3382	23751
491199 OTHER, PRINTED MATTER	370474	494286	53971	215416
500100 SILK-WORM COCOONS FOR REELING		1138		
500200 RAW SILK (NOT THROWN)	17218	39364	5136	20085
500300 SILK WASTE, YARN WASTE&G-STOCK		2595		1490
500400 SILK YARN,NOT RETAIL SALE	44656	174633	46864	132666
500500 YARN SPUN FROM SILK,WASTE NRS	55722	246206	71682	229732
500790 OTHER SILK FABRICS	240137	1076935	40934	268164
510111 SHON WOOL GREASY	2651	6271		
510119 OTHER GREASY FLEECE WSHED WOOL	33179	307695	10821	165788
510121 SHORN WOOL, DEGREASED				8608
510129 OTHER DEGREASED WOOL NOT CORBO	25	23396		5060
510130 CARBONISED WOOL	12555	25011	29168	82083
510220 COARSE ANIMAL HAIR		6		
510510 CARDED WOOL	81	495		
510521 COMBED WOOL IN FRAGMENTS				2481
510529 OTHER WOOLTOPS&COMBED WOOL		19465		9611
510531 FINE ANIMAL HAIR,CARDED/COMBED	1824	16842		2724
510539 OTH F-ANIMAL HAIR,CARD/COMBED		65		
510610 YARN OF CARDED WOOL 85% WT WOL	17589	126301	10479	89412
510620 YARN OF CARDED WOOL<85% W WOL	9633	97539	9488	58893
510710 YARN OF COMBED WOOL-WOOL=/>85%	4493	22345		3829
510720 YARN OF COMBED WOOL-WEIGHT<85%		9680		4258
510910 YARN OF WOOL /ANIMAL HAIR 85%>		1255		
511300 WOV. FAB. COARSE ANIMAL HAIR.			886	1351
520100 COTTON, NOT CARDED OR COMBED.	3219698	9707626	2556083	12379577
520210 YARN WASTE(INCL.THREAD WASTE)	4074	11383	2716	10410
520299 OTHER COTTON WASTE	18390	77970	3734	37876
520300 COTTON, CARDED OR COMBED.		1679		4702
520411 COTTON SEWING THREAD 85%/MORE				1302
520419 OTH COTTON SEWING THREAD 85%>		871	765	1701
520420 COTTON SEWING THREAD,RETL SALE	155	588	334	3530
520511 SIN.COT.YAR.U.COM.FIB.D-714.29	18259	87103	176102	440982
520512 S-COT.YARN UCF.D-232.56-714.29	88861	329361	98551	468586

Contd.

10.11 Imports by Economic Categories (Detail)

(In Thousand Rupees)

ITEMS	NOVEMBER, 2014	FROM JULY, 2014	NOVEMBER, 2013	FROM JULY, 2013
520513 S-COT.YARN UCF.D-192.31-232.56	10558	12572	64701	102006
520514 S-C. YARN UCF D-125.00-193.31.	22689	24103		
520515 S/C YARN UCF.D< 125.00-193.31.	18012	42463	20995	31068
520521 S/C YARN COM.FIB D-714.29/MORE				8737
520522 S/C YARN LF.DX.232.56-714.29	55926	307228	119438	581207
520523 S/C.YARN LF.DX.192.31-232.56			6787	375234
520524 S/C YARN COM.FIB.125-192.31-DX	3568	41264	37691	205764
520526 S/C YARN LF. DX. 106.30-125.	29350	209142	60620	89820
520527 S/C YARN COM.FIB.106-36-125-DX	276155	974512	170937	1213722
520528 S/C YARN COMBED FIB.< 83.33-DX	422772	1254728	558129	1274057
520531 MUL/CAB.C/Y.ULF.>714.29DECITEX		33109	189810	723718
520532 MUL/CAB C/Y ULF.232.56-714.29D		9816	2138	3405
520534 MUL/CAB.C/Y ULF.125-192.31 DX.			5974	5974
520535 MUL/CAB.C/Y UN.COM.FIB<125.DX.	28853	107734	149794	497074
520542 MUL/CAB.C/Y CF.232.56-714.29DX	871	36179	9160	9487
520544 MUL/CAB.C/Y C.FIB-125-192.31DX			11756	11756
520547 MUL/CAB C.Y CF.83.33-106-38 DX			5661	11307
520548 MUL/CAB.C/Y COM.FIB.< 83.33.DX	20309	49372	8337	26443
520611 S/C YARN UN COM. FIB>714.29 DX	1697	40869	15379	34925
520612 S/C YARN UN.COM. FIB.<71429.DX	3499	13384		
520614 S/C YARN UN.COM.FIB.<192.31DX			3044	3044
520615 S/C YARN UN.COM. FIB.<125DX.		969		
520621 S/C YARN COMBED FIBRE 714-29DX			30	30
520622 S/C YARN COMBED FIB.<714.29DX			6467	6467
520634 MUL/CAB C/Y UCF <192.31,125DX				252
520635 MUL/CAB C/Y UN-COM F/B<125DX		10290		16163
520642 MUL/CAB C/Y CF<714.29,232.56D			96	96
520710 C/Y CON>85 % WT OF COT PER-SAL	493	596		36
521225 OTH W-FAB COT PRINTED>200G/SQM	621	1489	812	812
530121 FLAX,BROKEN OR SCUTCHED N-SPUN		3637		11719
530129 OTH, FLAX,HACKLED NOT SPUN	155	42278		3459
530310 JUTE/OTH TEXT BAST FIB RAW/RET	237030	1423063	399543	1750966
530390 OTH, WASTE OF JUTE&TEXTILE FIB		22974		
530500 COCONUT,ABACA RAMIE,RAW/PROCE	6193	68178	39020	192987
530610 SINGLE FLAX YARN	7754	55325	1172	46175
530710 SINGLE,YARN OF JUTE OR OTH FIB	2353	19042	19914	36380
530720 MULTIPLE OR CABLED YARN(RAMIE)	5189	19107		12333
530810 COIR YARN	3879	16300	1800	15967
531100 WOV FAB OF OTH VEG TEX FIB		1155		1260
540110 SEWING THREAD SYTHA FILAMENT	45149	281105	101793	461802
540120 SEWING THREAD ARTIFICIAL FILAM	188452	813701	108714	688477
540211 HIGH TENANCITY YARN OF ARAMIDS				4872
540219 OTH HIGH TENANCITY NYLON YARN	31	19175	587	3684
540220 HIGH TEN YARN OF POLYESTERS	8734	24993	306	5663
540231 FILAMENTS YARN NYLON POLY 50	75323	594032	79709	448505
540232 FILAMENTS YARN NYLON/OTH POLY	9171	83227	16765	93262
540233 FILAMENTS YARN OF POLYESTERS	1758392	8036581	1783840	7539130
540234 TEXTURED YARN OF POLYPROPYLENE	19035	76081	9073	22186
540239 OTH, SYNTHETIC FILAMENTS YARN	16612	198526	48558	116106
540244 OTH YARN SINGLE UN-TWIST/TWIST	426619	2129648	379093	2054992
540245 ELASTOMERIC YARN OF NYLON	17786	229625	113286	301679
540246 ELASTOMERIC YAR,POLY-PARTIALLY	5192	30813	3008	15562

Contd.

10.11 Imports by Economic Categories (Detail)

(In Thousand Rupees)

ITEMS	NOVEMBER, 2014	FROM JULY, 2014	NOVEMBER, 2013	FROM JULY, 2013
540247 ELASTOMERIC YARN OF POLYESTERS	585113	2405768	503709	2255580
540248 O-ELASTOMERIC OF SPANDEX/LYCRA	58	27403	6977	13602
540249 OTH,YARN,SINGLE,50 TURNS/MTR	4189	96356	43169	193911
540251 OTH S/Y TWIST>50/M NYLON,POLYA		16424	2992	6892
540252 OTH S/Y TWS>50/M OF POLYESTER	19152	145173	33756	227222
540259 OTH S/Y TWS>50M OF OTH POLYEST	124	1199	840	63997
540261 OTH Y-MULTIPLE/CAB NYLON/POLYM	8215	66063	53004	201568
540262 OTH Y-MULTI/CAB OF POLYESTER	89017	469058	81814	258768
540269 OTH Y-MULTI/CAB NOT RETAIL SAL	6930	64944	8997	9450
540310 HIGH TENACITY YARN OF VISCOS			1	1
540331 OTH Y/S UN-TWST VISCOSE RAYON	892746	4130915	812907	3707214
540332 OTH Y/S VIS RAY >120TURNS/MTRS	416757	2275243	328105	1135855
540333 OTH YARN,SINGLE CELLULOSE ACET		32104	5186	9670
540339 OTH ARTIF FILAMENT YARN SINGL	19446	220350	17103	153436
540341 OTHER YARN OF VISCOS RAYON	3232	33071	36548	84517
540349 OTH ARTI FILAMENT YRN VIS RAYO		3002	92	685
540411 ELASTOMERIC SYN-MONOFILAMENT	9133	15388	6	1494
540412 OTH MONOFILAMENT OF POLYPROPYL		9637		10425
540419 OTH SYN MONOFILAMENT OF 67-DEX	13408	63879	3601	36087
540490 OTH SYNTH YARN & SYNTH TEX MAT	13430	70124	28134	86831
540500 ARTIFICIAL MONOFIEMENT67D/MORE		499		
540834 OTH WOV FAB ART.FIL YARN PRINT		133		8
550120 SYN FILAMENT TOW OF POLYESTERS	9131	39331	9924	42323
550130 ACRYLIC OR MODACRYLIC	188170	1100479	221558	1033994
550190 SYNTHETIC FILAMENT TOW,N.S.		25374	1693	22785
550200 ARTIFICIAL FILAMENT TOW	623391	1964798	437560	1911627
550311 SYN STAPL FIB OF NY OF ARAMIDS	7744	13021		7663
550319 OTH SYN STSPL FIB NOT CARD/COM	9680	167484		30629
550320 SYN STA FIB POLYESTER N-CRD/CD	1541768	6960290	1460779	5224772
550330 SYN STA FIB ACRYLIC N-CRD/COMD	404476	2027029	382670	1587412
550340 SYN STAFIB POLYPROPYLENE N-C/C		5792		
550390 SYN STAPLE FIB NOT CARDED/COMB	2176	5353	508	15964
550410 ART-STA FIB VIS RAYON N-CRD/CO	578382	9331248	906448	5371149
550490 OTH ART STAPLE FIB NOT CARDED	541765	2747881	379445	1607566
550510 WASTE SYNTHETIC FIBRES		4545		1818
550520 WASTE ARTIFICIAL FIBRES		1302		
550610 SYN STA FIB CRD,COM SPIN NYLON	31369	31369		
550620 SYN STA FIB CRD,COM SPN POLYES	17906	96770	41136	117756
550630 ACRYLIC FIBRES CARDED/COMBED	773	1120	6988	8805
550690 SYNTHETI FIB CARDED/COMBED NS	655	836		58
550700 ARTIFI STAPLE FIB CARDED/COM			556	1051
550810 SEWING THREAD SYN STAPLE FIBRE	296	17261	8840	49202
550820 SEWING THREAD ART STAPLE FIBRE		48855		48
550911 S/Y STA FIB 86% WT NYLON	4528	472073	91268	288928
550912 MULTI CAB YRN SYN FIB NYL 85%W			10573	102822
550921 S/Y SYN STA FIB 85% WT POLYSTR	365052	2330461	554765	2369693
550922 MULTI STA FIB 85% W POLYESTER	84043	480898	50409	338466
550931 SINGLE YARN85% OR MORE ACRYLIC	6235	79332		25015
550932 MUL/CAB YARN 85% ACRYLIC FIB	83653	250781	40542	53713
550941 SINGLE YARN 85% WT SYN STA FIB		22072		28595
550951 O/YRN POLYES STA FIB MIX ARTIF	151308	1141395	237399	772467
550952 O/YRN MX WITH WOOL/FINE A-HAIR				1166

Contd.

10.11 Imports by Economic Categories (Detail)

(In Thousand Rupees)

ITEMS	NOVEMBER, 2014	FROM JULY, 2014	NOVEMBER, 2013	FROM JULY, 2013
550953 OTH YRN OF POLYESTER MIX COTTN	583	8049		6688
550959 OTH YRN OF POLY STAPLE FIBRE	11416	166844	47737	183716
550961 O/YRN OF ACRYLIC S-FIB MX WOOL	1486	76340		49823
550962 OTH YARN ACRYLIC MIX COTTON		4220		
550969 YARN ACRYLIC FIB NOT FOR R-SAL	34738	226834	69045	205924
550999 OTH YARN SYN FIB NOT FOR R-SAL	14473	47191	6851	42882
551011 S/YRN ART STA FIB>85% STAPLE-F	134820	678756	74509	399427
551012 MUL/CAB YARN ART STA FIB>85%W	5432	23321	755	21546
551030 O/YRN ART STA FIB MIX COT-NRS		17		
551090 O/YRN ATT STA FIB<85%ART ATA-F		4243	2944	29588
551120 YARN<85% BY WT SYN STAP FIBRE		18946		
560290 OTH FELTS,NOT IMPREGNATE,COAT	19889	69558	6199	47381
560311 N-WOVNS, M-MADE FILA>25G/SQM	70843	291307	94901	203759
560312 N-WOV,M-MAD FIL>25G/SQM>70GSQM	96838	505638	53890	240353
560313 N-WOVNS,M-MAD FIL>70G/SQM>150G	23683	112253	36551	147322
560314 N-WOV,M-MAD FLAME WT>150G/SQM	25611	88005	14799	71544
560391 OTH NONWOVENS, WT>25 G/SQM	48	2252		1338
560392 OTH N-WOV,WT>25G/SQM>70 G/SQM	479	14341	393	24094
560393 OTH,NON WOVEN>70G/SQM>150G/SQM	1193	10131	3959	20118
560394 OTH,N-WOVEN WEIGHING>150G/SQM	157064	876769	137102	551138
560410 RUBBER THREA AND CORD,TEX COVE	6828	17290	807	34048
560490 OTHER,TEXTILE COVERED MATERIAL	4815	45378	14337	35633
581099 OTH TEXTILE MATERIAL.	92	377	67	52297
581100 QUILTED TEXTILE PRODUCT PIECE.	4761	23775	6695	21684
590110 TEX FAB.GUM COATED/AMYLAC,SUBS	3073	16415	5775	20605
590290 OTH,TYRE CORD FAB YARN VIS-RYN		122		
590310 TEX.FAB.IMP,COV/LMTD PICAL.	76202	621076	110191	464951
590320 TEX.FAB IMP,COATED,POLYURETHAN	125517	843328	87295	423329
590500 TEXTILE WALL COVERINGS.		98		79
590610 ADHESIVE TAPE < 20 CM	2803	13630	728	5978
590691 RUBBERISED TEX FAB,KNIT/CROCH		3943	736	1895
590699 OTHER,RUBBERISED TEX FAB,N.S	11671	47245	26597	81375
590700 TEXTILE FABRICS O/W IMPG/COATD	29438	114972	27881	126119
630800 SETS OF WOVEN FABRICS AND YARN	7	35	70	70
630900 WORN CLOTHING&OTH WORN ARTICLE	1058573	5128522	1499129	7802730
631010 USED&NEW RAGS,SCRAP,TWINE,ETC	40	1840	2479	2509
640590 OTHER FOOTWEAR	6244	57827	2618	78710
640610 OTH PARTS OF FOOTWEAR N.S.	9	42539	135	15688
640620 OUTER SOLE/HEEL OF RUB/PLASTIC	10825	49002	12680	33610
640690 PARTS OF FOOTWEAR/OTH MATERIAL	1253	21795	14614	39002
650100 HAT-FORM/BODY,HOODS OF FELT		231		23
700800 MUL-WALLED INSULATE UNIT GLASS	708	66805	9996	10688
700910 REAR VIEW MIRRORS FOR VEHICLES	7697	27398	4193	18322
700991 UNFRAMED GLASS MIRRORS	42211	271764	47920	213106
701399 O-GLASSWARE INDOOR DECORATION	155809	856614	130103	603376
701890 OTH GLASS ART O/T IMI-JEWELERY	3442	17408	777	28477
701911 SILVER/ROVINGYARN C/STAND=50MM		392		164
701912 ROVINGS	2652	37807	5601	26191
702000 OTH ARTICLES OF GLASS	2108	15341	61791	71327
710121 CULTURED PEARLS UNWORKED				99
710239 OTH NON-IND DIAMOND WORK,N-MOU				80
710310 UN-WORKED/SIMPLY SAWN PRE-STON	2128	18693	77	2450

Contd.

10.11 Imports by Economic Categories (Detail)

(In Thousand Rupees)				
I T E M S	NOVEMBER, 2014	FROM JULY, 2014	NOVEMBER, 2013	FROM JULY, 2013
710399 OTH SEMI/PRE STONES WORKED N.S			4825	4825
710590 OTH DUST/POWDER NAT SYN PRE ST	21	31	82	213
710610 SILVER POWDER		6		
710691 SILVER UNWROUGHT	218392	248343	2802	615119
710692 SEMI-MANUFACTURED SILVER	3049	40585	15830	27940
711019 OTH PLATINUM OTH SEM MFG FORM		2930		17
711049 OTH MET-PLAT GRUD/ALLOY S-MED F	179	179		13
730890 OTH STRUCTURE OF IRON OR STEEL	467215	2137140	707480	1643897
730900 RESERVATORS,TANKS,VATS SIMICONT	9472	102128	1093	77987
731010 TANKS,CASKS,DRUMS,CANS,BOX>50	675	10947	2935	29485
731021 CAN,CLOSED BY SOLD/CIMP CAP<50	11376	29044	42616	52213
731029 OTH TANK,CASK,DRUM,BOX CAP<50	26019	420073	54982	255857
761090 ALUM STRUCTURE & PARTS N.E.S.	74865	355218	9235	37919
761100 ALUM RESERVOIRS,TANKS VATS ETC	59	76		213
761210 COLLAPSIBLE TUBULAR CONTA ALUM	3513	9867	3653	16610
761290 OTH CASKS,DRUM,CAN,BOXES ALUMI	43837	743616	111053	649094
890800 VESSELS&F-STRU FOR BREAKING UP	7230741	30578227	4996074	44673151
900110 OPTICAL FIB,OPTI FIB BUNDLES	29990	161441	13979	95103
900120 SHEET,PLATE OF POLARISING MATE		397		
900130 CONTACT LENSES.	1138	5605	1594	6298
900140 SPECTACLE LENSES OF GLASS.	3510	19094	3258	14679
900150 SPECTACLE LENSES OTH MATERIAL	483	6452	446	1778
900190 OTH LENSES, PRISMS, MIRRORS	526	3799		2669
900211 OBJETIVE LENSE CAMRA/PROJECTOR	628	2560	88	1725
900219 OTHER OBJETIVE LENSES.	144	1838		582
900220 FILTERS FOR OBJETIVE LENSES		26	22	22
900290 OTH,MOUNTED OPTICAL ELEMENTS	6510	20373	517	5177
900311 FRAMS,MOUNTINGS OF PLASTICS	2090	5039	108	810
900319 FRAM,MOUNTING OF OTH MATERIAL	3186	17201	1891	8328
900390 PART FOR FRAMES&MOUNT SPECATLE		82	45	45
900410 SPECTACLES,GOGGLES SUNGLASSES	23197	120621	20917	98203
900590 PARTS/ACCESSORIE OF BINOCULARS	2669	2858		279
900630 CAMERA USED IN UNDERWATE SURVY		15		82
900640 INSTANT PRINT CAMERAS		412		2830
900651 CAMERA(SLR) FOR FILM WD!>35MM		19		
900653 OTH CAMERA ROLL FILM OF35MM				346
900659 OTH CAMERA PHOTOGRAPHIC	126	1168		300
900661 DISCHARGE LAM FLASHLIGHT APPAR	74	180		93
900669 OTH PH-GRAPHIC FLASHLIGHT APPA	21	943	128	1447
900691 PARTS,ACCE PHOTOGRAPHIC CAMERA	291	2761	273	1224
B. CAPITAL GOODS TOTAL	29320698	162146735	23430206*	117936212
250100 SALT/PURE SODIUM CHLORIDE	1118	15056	3273	11661
250300 SULPHUR OF ALL KINDS	57827	286144	81974	567390
250410 NATURAL GRAPHITE OF ALL KINDS	5608	40698	5637	34329
250490 OTHER,NATURAL GRAPHITE		1523		246
250510 SILICA SANDS AND QUARTZ SANDS	657	6501		9536
250590 OTHER NATURAL SANDS	3261	23637	1283	6200
250610 QUARTZ (O/T NATURAL SANDS)		997		93
250620 QUARTZITE ROUGHLY TRIMMED			172	3029
250700 KAOLIN & OTH KAOLIN CLAYS	25224	293118	86510	313163

Contd.

10.11 Imports by Economic Categories (Detail)

(In Thousand Rupees)

ITEMS	NOVEMBER, 2014	FROM JULY, 2014	NOVEMBER, 2013	FROM JULY, 2013
250810 BENTONITE	8114	24920	4408	33448
250830 FIRE-CLAY	1685	2012		1067
250840 OTHER CLAYS	5039	28136	5723	19164
250860 MULLITE		2047		
250870 CHAMOTTE OR DINAS EARTHS	731	731		
250900 CHALK	5760	61259	14877	55137
251110 NATURAL BARIUM SULPHATE	1491	13322	1791	169649
251200 SILICEOUS FOSSIL MEALS	600	8364	1418	10289
251310 PUMIC STONE W/NOT HEAT TREATED	6038	23862	5366	17447
251320 EMERY,NATURAL CORUNDUM,GARNET	3298	26285	10138	23878
251511 MARBLE/TRAVERTINE,CRUDE ROUGH		50531	11609	15404
251512 MARBLE,TRAVERTINE,MERELY CUT		2692	3944	5396
251611 GRANITE,CRUDE/ROUGHLY TRIMMED	35	4053	1705	4926
251612 GRANITE,MERELY CUT,BY SAWING	3320	3367		668
251620 SANDSTONE,CRUDE/ROUGHLY TRIMED	15	679		1719
251690 OTH MONUMENTAL BUILDING STONE	1828	1828	1436	2311
251710 PEBBLES,GRAVEL/CRUSH STONE ETC	81	81		427
251741 GRANULES,CHIP & POWDER,MARBLE		1335	1562	1562
251749 OTH GRANULE,CHIPPING & POWDER		754		
251810 DOLOMITE, NOT CALCINED			1260	1260
251830 DOLOMITE RAMMING MAX		3255		
251990 OTH FUSED MAGNESIA,DEAD BURNED	9689	55644	15523	38613
252010 GYPSUM; ANHYDRITE	1417	17533	2504	10537
252020 PLASTERS OF CALCINED GYPSUM	336	2997	2324	3367
252210 QUICKLIME				35
252220 SLAKED LIME		1303		2639
252230 HYDRAULIC LIME		29		50
252310 CEMENT CLINKERS	31	2632		1027
252321 WHITE PORTLAND CEMENT	140	223	436	1512
252329 OTHER PORTLAND CEMENT	66297	321220	5442	50615
252330 ALUMINOUS CEMENT(CEMENT FONDU)	25	899	4875	13892
252390 OTHER HYDRAULIC CEMENTS	61273	200824	60879	199833
252410 ASBESTOS CROCIDIILITE		2293		
252490 OTHER ASBESTOS	39381	144117	1348	110197
252520 MICA POWDER	74	1091	649	3425
252610 NATURAL STEATITE,NOT CRUSHED	354797	1367508	224493	1110751
252620 NATURAL STEATITE,CRUSH/POWDER	1156	11040	1891	9692
252800 NATURAL BORATES & CONCENTRATES		94		
252910 FELDSPAR	37	37		50
252922 FLUORSPAR>97% CALCIUM FLORIDE	4269	6853		102
253010 VERMICULITE,PERLITE CHLORITES		1614		744
253090 OTHER,MINERAL SUBSTANCES	38610	175356	35191	184910
260111 IRON ORES,CONCEN,NON-AGGLOMERT		1482167		904409
260200 MAGANESE ORES & CONCENTRATES		116543		
260400 NICKLE ORES AND CONCENTRATES		111		
260700 LEAD ORES AND CONCENTRATES	311	4665	350	3559
261000 CHROMIUM ORES AND CONCENTRATES	2263	15221	605	1083
261400 TITANIUM ORES & CONCENTRATES	774	14339	3157	13106
261510 ZIRCONIUM ORES AND CONCENTRATE		5351		
261800 GRANULATED SLAG M/G IRON,STEEL	10707	106504		236
261900 SLAG,DROSS OTH WASTE,IRN/STL		17027	308	14025
262011 HARD ZINC SPELT MAINLY OF ZINC	614	1260		1783

Contd.

10.11 Imports by Economic Categories (Detail)

(In Thousand Rupees)

ITEMS	NOVEMBER, 2014	FROM JULY, 2014	NOVEMBER, 2013	FROM JULY, 2013
262019 OTH,ASH&RESIDUE C/MAINLY ZINC	4159	22053		5101
262190 OTH SLAG &ASH,RESIDUES M-WAST	4271	7452	161	5182
270111 ANTHRACITE NOT AGGLOMERATED	1121	1958	132	1345
270112 BITUMINOUS COAL,NOT AGGLOMERAT				124726
270119 OTHER COAL,NOT AGGLOMERATED	3157905	22069311	1585941	8796258
270120 BRIQUETTES SIMILAR SOLID FUEL		72		806
270210 LIGNITE NOT AGGLOMERATED	535	2159		813
270300 PEAT INCLPEAT LITTER		5886		6284
270400 COKE/SEMI OF COAL,RETORT CARBN	288081	1352283	239349	677300
270500 COAL GAS,WATER GAS,SIMILAR GAS	96	124		
270600 TAR FROM COAL/LIGNITE/PEAT ETC				1594
270730 XYLOLE (XYLENES)	105419	846919	131173	989152
270740 NAPHTHALENE			7019	7620
270750 OTH STOCK FOR CARBON BLACK		84745	73589	163625
270791 CREOSOTE OILS		1611		
270799 OTH OIL /PROD DISTLION COALTAR	206823	421380	105107	195328
271019 KEROSENE,INCL KER.TY. JET FUEL	1300596	5902836	815999	4362477
271129 OTH GAS HYDROCARBON GAS STATE		1234	1269	4223
271210 PETROLEUM JELLY	20892	128454	19352	85295
271220 PARAFIN/WAX,CONT WT<0.75%OIL	37272	159107	12436	109477
271390 OTH RESIDUE PETROLEUM BITUMEN		3282		
271410 BITUMEN OIL SHALE & TAR SANDS				12359
271500 BITUMEN MIXTURES,NATURAL	7723	34850	24027	245669
280110 CHLORINE				1093
280120 IODINE	16866	132886	51575	151245
280200 SULPHUR,SUB/PRE COLLI.SULPHER		2012		5502
280300 CARBON(INCL CARBON BLACK)NES	89302	327677	65485	447541
280410 HYDROGEN.	27357	28914	967	3988
280421 ARGON	5279	22351	4461	27889
280429 OTHER, RARE GASES.	7909	30242	10980	63504
280430 NITROGEN	505	895	215	480
280440 OXYGEN	36	745		18987
280450 BORON, TELLURIUM		5		261
280461 SILICON CON & 99.99% BY WEIGHT		5381	4114	4114
280469 OTHER SILICON	1325	4061	110	3592
280470 PHOSPHORUS	19947	41456	2284	23703
280480 ARSENIC		11526	2067	10039
280490 SELENIUM	18497	87848	5810	49998
280519 OTHER ALKALI METALS	455	14940	98	4606
280540 MERCURY		7026	1783	3073
280610 HYDROGEN CHLORIDE (HCL ACID)		2569	11	1323
280700 SULPHURIC ACID; OLEUM		358		2103
280800 NITRIC ACID;SULPHONITRIC ACIDS	16214	52713	9439	48650
280910 DIPHOSPHORUS PENTAOXIDE	183	3809	1008	2030
280920 PHOSPHORIC/POLPHOSPHORIC ACIDS	2682700	12072158	2499791	11642397
281000 OXIDES OF BORON;BORIC ACIDS	38504	109709	8698	77922
281111 HYDROGEN FLUORIDE		3403		897
281119 OTHER INORGANIC ACIDS.	10033	60470	8863	57485
281121 CARBON DIOXIDE	6081	105474	17337	192792
281122 SILICON DIOXIDE (SILICA)	65349	277398	66094	225602
281129 OTH INORGANIC OXYGEN COMPOUNDS		6662	419	9270
281210 CHLORIDES AND CHLORIDE OXIDES		76	8	28

Contd.

10.11 Imports by Economic Categories (Detail)

(In Thousand Rupees)

ITEMS	NOVEMBER, 2014	FROM JULY, 2014	NOVEMBER, 2013	FROM JULY, 2013
281290 OTH HALIDE/HALIDE OXIDES		6915	347	8946
281390 OTH SUPHIDE OF NON-METALS			426	426
281410 ANHYDROUS AMMONIA			2543	2543
281420 AMMONIA IN AQUEOUS SOLUTION	1438	2813	70	1723
281511 SODIUM HYDROXIDE SOLID	13479	40521	9523	25612
281512 SODIUM HYDROXIDE AQUEOUS SOL	441	1100		511
281520 POTASSIUM HYDROXIDE (CAUSTIC)	27080	198682	31650	100978
281530 PEROXIDES OF SODIUM/POTASSIUM	67	67		
281610 HYDROXIDE/PEROXIDE OF MAGNESUM	1734	20934	3686	17538
281640 STRONTIUM,OXIDE,H-OXIDE,PEROXI	13	829		
281700 ZINC OXIDE;ZINC PEROXIDE	23897	82463	13734	66955
281810 ARTIFICIAL CORUNDUM NOT DEFIN	5573	16100	5901	12021
281820 ALUMINIUM OXIDE O/T ARTIFICIAL	10705	106159	5713	55716
281830 ALUMINIUM HYDROXIDE	19041	150132	22304	180151
281910 CHROMIUM TRIOXIDE	18303	55129	7969	38688
281990 OTH,CHROMIUM OXIDES&HYDROXIDE	435	5266	810	8604
282010 MANGANESE DIOXIDE	3572	3891	4364	9595
282090 OTHER, MANGANESE OXIDES	848	16196	826	826
282110 IRON OXIDES AND HYDROXIDES	18930	218321	23121	132641
282200 COBALT OXIDE & HYDROXIDE	1242	24600	1953	31049
282300 TITANIUM OXIDES.	9293	121880	20705	107549
282410 LEAD MONOXIDE(LITHARGE,MASICOT	2586	5131	2889	6490
282490 OTHER, LEAD OXIDES		837		807
282510 HYDRAZINE,YDROXYLAMINE SALT	4945	33669	5555	32531
282520 LITHIUM OXIDE AND HYDROXIDE	29	1346		7393
282530 VANADIUM OXIDES AND HYDROXIDES	2564	2637	3615	16295
282540 NICKEL OXIDES AND HYDROXIDES				1969
282550 COPPER OXIDES AND HYDROXIDES	606	606		11615
282560 GERMANIUM OXID/ZIRCONIUMDIOXID		2		
282570 MOLYBIDENIUM OXIDES/DIOXIDES	21	439		
282580 ANTIMONY OXIDES		18862		29450
282590 OTH INORGANIC BASE/METAL OXIDE	3992	9892	662	8308
282619 OTHER, FLOURIDES	8270	18652	3434	5946
282630 SODIUM HEXAFLOROALUMINATE		98		2078
282690 OTHER,COMPLEX FLUORINE SALTS	839	3680	1027	5463
282710 AMMONIUM CHLORIDE	4274	26298	5171	25592
282720 CALCIUM CHLORIDE	8450	42366	1183	8597
282731 CHLORIDES OF MAGNESIUM	1468	10529	1814	8602
282732 CHLORIDES OF ALUMINIUM	861	2073	186	1015
282735 CHLORIDES OF NICKEL	3432	7599	1542	6505
282739 OTHER CHLORIDES:	2670	72882	6853	18246
282741 CHLORIDE OXIDE/HYDROXIDE COPER		298		
282749 OTH CHLORIDE OXIDE/HYDROXIDES		541		192
282751 SODIUM POTASIUM BROMOMIDES	5	2073	264	675
282759 OTH BROMIDE/BROMIDE OXIDE	495	10237		6618
282760 IODIDES AND IODIDE OXIDES	2147	12986	258	7027
282810 COM CAL HYP (BLEACHING POWDER)		2		957
282890 OTH HYPOCHLORITES/HYPOBROMITES	7478	23291	2844	9333
282911 CHLORATES OF SODIUM	3891	14982		2702
282919 OTH CHLORATES/PERCHLORATES	35347	220490	23761	230407
282990 OTH BROMATES/PERBROMATE/IODATE	731	40313	999	1975
283010 SODIUM SULPHIDES	57590	587993	92316	371074

Contd.

10.11 Imports by Economic Categories (Detail)

(In Thousand Rupees)

ITEMS	NOVEMBER, 2014	FROM JULY, 2014	NOVEMBER, 2013	FROM JULY, 2013
283090 OTH, SULPHIDES, POLYSULPHIDES	2777	2777		8793
283110 SODIUM DITHIONITE,SULPHOXYLATE	93406	535270	96078	370712
283190 OTH DITHIONITE & SULPHOXYLATE	46203	276256	21177	279458
283210 SODIUM SULPHITES(NEUTRAL)	34791	191738	27341	140033
283220 OTHER SULPHITES	3338	7115	1275	1385
283230 THIOSULPHATES	37	6628		2989
283311 DISODIUM SULPHATE	113045	628080	59913	329798
283319 OTHER SODIUM SULPHATES	1552	17414	846	10304
283321 MAGNESIUM SULPHATE(EPSOM SLATE	1152	8226	626	2457
283322 SULPHATES OF ALUMINIUM	5445	33988	7591	25473
283324 SULPHATES OF NICKLE		18783	6055	34858
283325 SULPHATES OF COPPER	5867	57953	11474	56338
283327 SULPHATES OF BARIUM	692	23151	1522	27468
283329 OTHER SULPHATES	35681	602556	49607	404295
283330 ALUMS	2	354		668
283340 PEROXOSULPHATES(PERSULPHATES)	321	15515	3869	18829
283410 NITRITES	6873	34226	2762	24324
283421 NITRATES OF POTASSIUM	7481	29490	8558	28597
283429 OTHER, NITRATES	3831	23435	5337	24687
283510 PHOSPHINATES & PHOSPHONATES	404	21724	7431	19502
283522 PHOSPHATES OF MONO-OR DISODIUM	24962	67449	25222	49526
283524 PHOSPHATES OF POTASSIUM	422	15530	4123	9853
283525 CALCIUM HYDROGEN-ORTHOPHOSPHAT	42705	441405	44837	336887
283526 OTH CALCIUM PHOSPHATE (PURE)	43293	204483	20559	60179
283529 OTHER, PHOSPHATES	10123	33356	3527	14536
283531 SODIUM TRIPHOSPHATE	28816	325383	99601	398792
283539 OTHER, POLYPHOSPHATES	26274	155124	12642	52950
283620 DISODIUM CARBONATE NATURAL	101420	472745	110390	618505
283630 SODIUM HYDROGEN CARBONATE	8203	49076	16647	54106
283640 POTASSIUM CARBONATE	11758	119568	60578	150679
283650 CALCIUM CARBONATE	12366	85864	6323	51659
283660 BARIUM CARBONATE	22596	64177	11759	45388
283691 LITHIUM CARBONATE		2242		
283692 STRONTIUM CARBONATE		74		3
283699 OTHER, CARBONATES	72187	225003	95125	197205
283711 CYANIDES OF SODIUM	5022	35842		28991
283719 OTH CYANIDE/OXIDES	60	3099		60
283720 COMPLEX CYANIDES	89	296		713
283911 SODIUM METASILICATES	2862	7156	2852	6376
283919 OTHER, SILICATES		5262	5681	11493
283990 OTHER, METAL SILICATE		20882	1612	9155
284011 SODIUM TETRABORATE ANHYDROUS	16	412		
284019 OTH DISODIUM TETRABORATE(REFINE	18775	68335	11390	42473
284020 OTHER, BORATES	23	589	2704	5549
284030 PEROXOBORATES (PERBORATES)		729	10988	29131
284130 SODIUM DICHROMATE	32505	138239	24499	133374
284150 OTH CHROMATE DI/PER CHROMATES	44	7646		7477
284161 POTASSIUM PERMANGANATE		8020		16446
284170 MOLYBDATES		2036	188	2282
284180 TUNGSTATES (WOLFRAMATES)		4		
284190 OTH,SALT OXOMETALIC/PEROX ACID	1045	2790	706	2132
284210 DOUBLE OR COMPLEX SILICATES.	13437	76037	7450	39646

Contd.

10.11 Imports by Economic Categories (Detail)

(In Thousand Rupees)

ITEMS	NOVEMBER, 2014	FROM JULY, 2014	NOVEMBER, 2013	FROM JULY, 2013
284290 OTHER SALTS OF INORGANIC ACIDS	1943	4148	2561	12875
284310 COLLOIDAL PRECIOUS METALS		92		
284321 SILVER NITRATE.	753	1833	447	675
284329 OTHER,SILVER COMPOUNDS		7076		2884
284330 GOLD COMPOUNDS.	30	234		124
284390 OTHER COMPOUNDS,AMALGAMS		1293		3632
284410 NATURAL URANIUM,ITS COMP ALLOY		348		
284430 URANIUM DEPLET THORIUM IT COMP				30
284440 RADIOACTIVE EL/ISOTOP COMP ALY	8166	53079	15913	96941
284450 SPENT FUEL EL NUCLEAR REACTOR		653		
284590 OTH ISOTOPES & THEIR COMPOUNDS		248		
284610 CERIUM COMPOUNDS.		119	306	898
284690 OTH RARE EARTH METAL COMPOUNDS		44	14	322
284700 HYDROGEN PEROXIDE SO-WITH UREA	19802	110318	15003	232615
284800 PHOSPHIDES,CHEMICALLY DEFINED				2194
284910 CALCIUM CARBIDES	22098	307862	35781	222566
284920 SILICON CARBIDE	1354	14365	1231	5236
284990 OTHER CARBIDE		84		65
285000 HYDRIDE,NITRIDE,AZIDE,BRMD ETC		1816	463	498
285210 INORG/ORGANIC COMP OF MERCURY	3331	7499	1787	5904
285290 OTH INORG/ORGA COMP-MERCURY		908		545
285300 OTH INORGANIC COPM AMALGAMS	817	1456	158	2651
290899 OTH SULPHONATED DER OF PHENOLS	1004	30904		25471
290911 DIETHYL ETHER		227		185
290919 OTHER, ACYCLIC ETHER	2486	14553	197	14745
290920 CYCLANIC,CYC ETHER HALOGEN DER		216	957	957
290930 AROMATIC ETHER HALOGEN SULPH'T	3326	40256	5680	31443
290941 2,2-OXYDIETHANOL(DIETHYL GLYCL	52875	348973	33703	242627
290943 MONOBUTYL ETHER,ETHYLEN GLYCOL	10834	61612	3182	60321
290944 MONOALKYL ETHER,ETHYLEN,GLYCOL	49853	167599	41775	163145
290949 OTH,ETHERS THEIR DERIVATIVES	25988	133666	20251	91618
290950 ETHER-PHENOLS,ETHERALCH PHENOL	2006	14223	4248	6599
290960 ALCH PEROXID,ETH PEROXID,KETON	35350	132036	16184	81429
291010 OXIRANE (ETHYLENE OXIDE)	3737	6769	142	5065
291030 1-CHLORO-2,3-EPOXYPROPANE	3003	23119	1756	10706
291090 OTH,EPOXIDE,EPOXYALCH,EPOXYPHL	585	2841	428	3883
291100 ACETAL HEM/ACETAL,OXYFUNC HEL		141		
291211 METHANE WITHOUT OTH OXYGN FUNC		4295	1109	3057
291212 ETHANE WITHOUT OTH OXYGEN FUNC	351	546		734
291219 OTH,ACYCLIC ALDEHYD W/O OTHOXY	15467	73838	18197	63579
291221 BENZALDEHYDE W/O OTH OXY FUNC				411
291229 OTH CYCLIC ALDEHYD W/O OXY FUN	3451	22696	12606	20316
291241 VANILLIN(4-HYDROXY-3-METHOXYBZ	6337	30666	7729	36319
291242 ETHYLVANILIN(3-ETHOXY-4HYDROXY	2156	7294	718	18577
291249 OTH ALDEHYDE-ETHER/PHENOL/OXYG		2016	549	620
291250 CYCLIC POLYMERS OF ALDEHYES				196
291260 PARAFORMALDEHYDE	9566	31993	3874	10301
291300 HALOGEN,SULPHONAT,NITRAT DERV		6		3
291411 ACETONE	9937	47825	20229	53160
291412 BUTANONE(METHYL ETHYL KETONE)	46471	207567	54172	230339
291413 4-METHYLPENTAN-2-ONE	3094	10725	1154	7113
291419 OTH,ACYCLIC KETONE W-OUT OXY-F	312	472	83	901

Contd.

10.11 Imports by Economic Categories (Detail)

(In Thousand Rupees)

ITEMS	NOVEMBER, 2014	FROM JULY, 2014	NOVEMBER, 2013	FROM JULY, 2013
291422 CYCLOHEXANONE,METHYLCYCLOHEXON	23841	94753	23781	46736
291423 IONONES AND METHYLIONONES		2613	1510	3449
291429 OTH,CYCLANIC ETC W/O OTHOXYGN	2782	8380	1297	13402
291439 OTH,AROMATIC KETONE W/O OXYGEN	129	728	615	892
291440 KETONE-ALCOHOL KETONE-ALDEHYDE	9041	33092	27786	47718
291450 KETONE-PHENOL/KETONE W/O OXYGN	870	11478	4194	14442
291461 ANTHRAQUINONE		499		3551
291469 OTHER QUINONES	2783	19117	4815	19530
291470 HALGENATED,SULPHONATED,DERIVA		3156	2259	2839
291899 OTH INDREDIENTS FOR PESTICIDES	35101	216277	62447	217277
291990 OTH PHOSPHORIC ESTER/SALT/DERI	1825	43681	4864	41132
292090 OTH ESTER OTH INORGANIC ACID	8595	48212	4499	52594
292111 METHYLAMINE,DI/TRI & ITS SALT	5661	44618	6367	39409
292119 OTH ACYCLIC MONOAMIN/DERV/SALT	1549	16012	137	10647
292121 ETHYLENEDIAMINE AND ITS SALTS	7154	36839	4373	18275
292122 HEXAMETHYLENEDIAMINE/ITS SALTS		2816		5497
292129 OTH ACYCLIC POLYAMIN/DERV/SALT	277	13809	1081	11902
292130 CY-CLANIC,LENIC LOTERPENI/SALT	5087	17492	14513	32972
292141 ANILINE AND ITS SALTS	3816	15491		9106
292142 ANILINE DERIVATIVES/ITS SALT	15450	148010	27805	121477
292143 TOLUIDINE/ITS DERIVATIV/SALT	1065	12721	1713	18905
292145 1,2-NAPHTHYAMINE/ITS DERIVATE	1914	11116	3546	59337
292149 OTH,AROMATIC MONOAMIN DER/SALT	31620	184957	6645	148037
292151 O,M,P-PHENYLENE,DIAMINE SALT	24640	127599	25692	158919
292159 OTH AROMATIC POLYAMIN DER/SALT	9686	82839	8742	47976
292211 MONOETHANOLAMINE AND ITS SALTS	147	38688	2595	23140
292212 DIETHANOLAMINE AND ITS SALTS		19751	9306	34211
292213 TRIETHANOLAMINE AND ITS SALTS	2796	9977	135	23183
292219 OTH AMINO-ALCH ETHER/ESTR/SALT	117929	576758	67351	405216
292221 AMINOHYDROXYNEPHLENE ACID/SALT	3969	98458	5266	100663
292229 OTH AMINO NAPTHOL/PHENOL ETHER	53363	402128	94366	259164
292239 OTH AMINO ALDEHYDES	9807	10386	889	9086
292241 LYSINE/ITS ESTER SALT THEREOF	146874	1263039	138956	1405883
292242 GLUTAMIC ACID AND ITS SALTS	96557	875800	144118	684202
292249 OTH AMINOACID/ESTER O/T OXYFUN	216947	1183433	282842	1044486
292250 AMINO-ALCHL/ACIDPHENOL/IT COMP	91387	551301	113643	458110
292310 CHOLINE AND ITS SALTS	3518	12997	670	10806
292320 LECITHIN/OTH PHOSPHOAMINOLIPID	8243	64816	13151	51224
292390 OTH QU-AMMONIUM SALT/HYDROXID	40985	302450	24253	243818
292412 FLUOROACETAMIDE(ISO)MONOCROTO		354		340
292419 OTH AMIDE COMP,CARBONIC ACID	51264	377107	28494	247819
292421 UREINES/DERIV/SALT THEREOF	1895	46444	4967	46486
292424 ETHINAMATE (INN)	709	709		
292429 OTH CYCLIC AMIDE DERIV/SALTS	136124	718655	197326	868237
292511 SACCHARIN AND ITS SALTS	34796	100600	15725	83001
292519 OTH IMIDE/DERIV/SALT THROF	781	10446	1967	10637
292529 DIPHENYL-GUANIDINE	57320	204728	12119	193830
292610 ACRYLONITRILE		6342		2912
292620 1-CYANOANIDINE(DICYANDIAMIDE	5408	38591	2953	23128
292690 OTH,NITRILE-FUNCTION COMPOUNDS	210269	1447752	226852	886483
292700 DIAZO-,AZO-/AZOXY-COMPOUNDS	13399	93445	19591	77793
292800 ORGANIC DERV,HYDRAZIN/HYDOXY	3144	28424	4216	21171

Contd.

10.11 Imports by Economic Categories (Detail)

(In Thousand Rupees)

I T E M S	NOVEMBER, 2014	FROM JULY, 2014	NOVEMBER, 2013	FROM JULY, 2013
292910 ISOCYANATES W-NITROGEN FUNCTIO	180191	1322808	334882	1224007
350790 OTH ENZYMES/PREP ENZYMES	130054	877396	281790	984352
360200 PREP EXPLOSIVE O/T POWDER	4341	11046		422
381590 OTHER CATALYTIC PREPARATIONS	68925	214101	28537	202120
401039 TRANS SYS.BELT OTH 150-198 CM	11275	84887	16207	79653
401110 NEW PNEUM TYRES FOR MOTOR CARS	133650	950143	181125	804715
401120 NEW PNEUM TYRES FOR BUS/LORRY	1708043	10326654	1885593	7401292
401130 NEW PNEUM TYRES RUB AIRCRAFTS	6743	78265	12168	24597
401140 NEW PNEUM TYRE RUBB MOTORCYCLE	5338	34068	16072	47917
401150 NEW PNEUM TYRE RUBB BICYCLES	4420	19044	3745	15578
401161 TYRE AGRICULTURE VEH/MACHINE	135627	619010	89529	404060
401162 TYRE INDUSTRIAL VEH=61 CMS		376		
401163 TYRE INDUST/CONS VEH>61 CMS	124	9460	419	3012
401169 OTHER TYRE HERRING BONE	63	254		296
401192 OTHER TYRE AGRICULTURE/MACH		302	350	8282
401193 OTH TYRE INDUSTRIAL VEH=61 CM	1044	8445	273	5311
401194 OTH TYRE INDUSTRIAL VEH>61 CM	322	2977	37431	51896
401199 OTH TYRE NEW PNEUMATIC RUBBER	67130	274345	4193	109548
401212 RETREATED TYRE FOR BUSES/LORRY		159	164	703
401213 RETREATED TYRE FOR AIRCRAFTS		7152		44578
401219 OTHER RETREATED TYRE OF RUBBER		19		
401290 OTH USED PNEUMATIC TYRE RUBBER	7954	20765		23307
401310 INNER TUBES,OF MOTOR CAR/BUSES	5061	76929	29777	81881
401320 INNER TUBES FOR BICYCLES	4514	20051	3189	20965
420340 OTHER CLOTHING ACCESSORIES	5405	143298	54831	239901
440290 OTH WOOD CHARCOAL NOT AGGLOMER	1414	7111	1357	5391
440500 WOOD WOOL;WOOD FLOUR.				2395
440690 OTH RAILWAY SLEEPERS OF WOOD	3020	3020		
440710 CONIFEROUS WOOD SPECI SAW/CHIP	2546	2546		2727
440725 TROPICAL WOOD DARK RED MERANTI	15347	93997	11225	49102
440726 TROPICAL WOOD WHITE LAUAN ECC	24409	96263	18353	67209
440727 SAPELLI			1628	6210
440729 OTH TROPICAL WOOD NON-CONF SAW	433366	1937353	279657	1258731
440791 OAK WOOD,SWAN/CHIPPED LEN WISE		1489	2061	5279
440792 BEECH WOOD SWAN/CHIPPED L/WISE	11599	66465	9801	58092
440793 OTH TROPICAL WOOD OF MAPLE				8473
440795 OTH TROPICAL WOOD OF ASH	32008	322511	22501	128262
440890 OTH.LAMINAT WOOD SAWN.SLICED6M	15099	56371	21138	61404
440921 WOOD NON-CONIFEROUS OF BAMBOO		709		
441700 TOOLS/BODIES/HANDLE OF WOOD	1460	2542	15	585
441810 WINDOWS FRENCH WINDOWS & FRAME		20		2272
441820 DOORS FRAMES AND THERSHOLDS	12539	56584	1721	25866
441840 SHUTTERING FOR CONCRETE C/WORK		13693		
441872 OTH MULTILAYER FLOORING PANELS		1382		
441879 OTH ASSEMBLED FLOORING PANELS		448	89	103
551694 W-FAB ART FIB<85%WT O/FIB PTIN	268785	2586182	129579	488846
560121 OTH ARTICLES OF COTTON WADDING	1389	5915	1475	3765
560122 OTH WADDING OF MAN-MADE FIBRES	188	1743	381	19831
560129 OTHER, WADDING ARTICLES	78	15368	2913	21123
560600 GIMPED YARN,AND STRIP AND LIVE	36554	186776	45223	125119
560721 BINDER/BALER TWINE OF SISAL	1597	4868		2318
560729 OTH,TWINE,CORDAGE,ROPE&CABLE	873	11750	2680	17925

Contd.

10.11 Imports by Economic Categories (Detail)

(In Thousand Rupees)

ITEMS	NOVEMBER, 2014	FROM JULY, 2014	NOVEMBER, 2013	FROM JULY, 2013
560741 BINDER/BALER TWINE OF POLYTHNE	2288	20285	1395	17999
560749 OTH TWINE,CORDAGE,ROP,CAB POLY	6680	42875	4174	27860
560750 TWINE,CORDAGE,ROPE,OTH SYN FIB	7919	30552	3460	15922
560790 OTH,TWINE,CORDAGE,ROPE & CABLE	2360	19439	2718	16963
560811 FISHING NETS MAN-MADE TEX MAT	49095	243204	32955	118941
560819 OTH, MADE UP NETS OF TEX MAT	7523	54369	1185	28311
560890 OTH,NOTTED NETS/NETTING ROPE	2807	22672	4456	11684
591000 TRANSMISON CONYOR BELT TEX MAT	23309	79764	18958	78764
591110 TEX FAB,FELT & FELT-LINED FAB.	8834	106159	16101	91063
591120 BOLTING CLOTH,WHET/NOT MADE UP	2104	15390	5067	12320
591131 TEX FAB & FELTS,< 650G/SQM .	5417	21178	8576	53861
591132 TEX FAB & FELTS,>O650G/SQM .	53482	196506	38872	120531
591140 STRAINING CLOTH USEDOIL PRESS		556	182	261
670490 WIGS,BEARD,EYE-BROW OF OTH MAT	23	617	71	168
680100 ARTICLE OF STONE PLAS CEMET		1811	3	23
680210 TILES CUBES AND SIMILAR ARTICL	170	2406		2
680221 OTH MONUMENTAL BUILD STONE/ART	14822	111406	17776	81438
680223 GRANITE	79757	521270	58039	296078
680229 OTHER STONE	77	1902	514	677
680291 OTH MARBL TRAVERTIN&ALABASTER	740	3997	932	3225
680293 OTHER GRANITE	5706	15889		4063
680299 OTHER STONE		264	102	2343
680690 OTH ARTICLE OF HEAT INSULATING	18319	28837	4430	14821
680710 ARTICLE OF ASPHALT IN ROLL	39	5053	1359	1377
680790 OTH ARTICLE OF ASPHALT MATERL	341	4504		770
681099 OTH ARTICLE OF CEMENT	802	4720	3434	4491
681140 ARTICLES CONTAINING ASBESTOS				22
681182 O-SHT,PANEL,TILES,NOT CON ASBE	4819	17282	15326	43122
681599 OTH ARTICLE OF STONE OTH MINRL	1662	27557	2940	16548
690100 BRICK , TILE OF SILI FOSSIL	130	2545	4	214
690210 REF BRICK,TILE>50%MG,CA	132928	605252	233666	893589
690220 CERAMIC>50%SILICA,ALUM	18341	116521	11385	55144
690390 OTH REFRECTORY CERAMIC GOODS	24023	63736	5915	46420
690410 CERAMIC BUILDING BRICKS		1104		
690490 OTH C/FLOORING BLOCKS F/TILE		3221		898
690510 ROOFING TILES		298		
690590 OTH CHIMNEY-POTS,COWLS,ETC.	84	7214		73
690600 CERAMIC PIPES CONDUITS&FITING	228	3269	306	1408
690710 TILES CUBES ETC W/N RECT<7CM	9257	44521	24814	136674
690790 OTH,UNGLAZED CERAMICS	404538	2276562	238615	981281
690810 TILES CUBES AND SIMILAR ARTICL	4550	20042	952	5322
691490 OTH CERAMIC ARTICLES O/TH PORN	2972	58693	466	724
700100 CULLET AND OTH WAST&SCRAP,GLAS	1368	1368	109	157
700210 BALLS IN GLASS UNWORKED	2201	17314	368	4696
700220 RODS IN GLASS UNWORKED	300	565		24
700231 TUBE,FUSED QUARTZ/SILICA,UNWOR		167		716
700232 TUBE OF OTH GLASS UNWORKED		414		146
700239 OTHER, TUBES IN GLASS	33916	211622	42742	216039
700312 NON-WIRED SHEETS COLOURED,FLAS	24642	65763	7609	36932
700319 OTH NON WIRED SHEETS OF GLASS	18331	60362	8421	49752
700320 WIRED SHEETS GLASS	2612	5243		4014
700330 PROFILES OF GLASS		28		

Contd.

10.11 Imports by Economic Categories (Detail)

(In Thousand Rupees)

ITEMS	NOVEMBER, 2014	FROM JULY, 2014	NOVEMBER, 2013	FROM JULY, 2013
700490 OTHER GLASS	6496	55161	1567	5185
700510 NON-WIRED GLASS HAVE ABSORBENT	10974	61583	7331	148323
700521 NON-WIRED GLASS COLOURED,OP/FE	4274	46390	6313	83497
700529 OTHER, NON-WIRED GLASS	4960	40617	12406	39335
700600 GLASS BENT, EDGE-H-70.03,04,05	4066	8739	1627	4515
700711 THOUGHENED SAFTY GLASS FOR VES	10735	113454	16176	99716
700719 OTH THOUGHENED SAFTY GLASS	23344	98431	1445	10212
700721 LAMINATED SAFTY GLASS VEH/VESL	44448	80610	4711	79430
700729 OTHER, LIMINATED SAFETY GLASS	171	63334	3599	66725
701090 OTH CARBOYS BOTT,FLASK,JAR,POT	57238	387473	67799	329544
701110 FOR ELECTRIC LIGHTING	1403	6212	869	1923
701400 SIGNALLING GL-WARE,OPTCAL ELEM	32711	36167	29	3120
701510 GLASS FOR CORRECTIVE SPECTACLE	1219	1219		
701610 GLASS CUBES/OTH SMALLWARE	4322	28109	2453	25144
701919 OTH YARN OF GLASS FIBRE/THREAD	1679	12998	3095	15975
701931 GLASS MATS	20983	149020	19719	118364
701932 THIN SHEETS (VOILES)	33885	177687	38652	194303
701959 OTH WOVEN FABRICS	1948	33450	2260	20173
710210 UNSORTED, (ROUGH) DIAMONDS		2901		2418
710490 OTH SYN/RECONSTI SEM/PRE STONE	8402	8704		
711890 OTHER COIN	13	225	5	54
720110 NON-ALLOY PIG IRON<0.5% PHOSP	39437	229864		265299
720120 NON-ALLOY PIG IRON>0.5% PHOSP		12918		100216
720211 FERRO-MANGANESE CONT 2% CARBON	87022	376655	34765	241184
720219 OTH FERRO-MANGANESE	1489	35906	3287	56055
720221 FERRO-SLICON CONT >55% SILICON	43335	304716	16219	190998
720229 OTH FERRO-SILICON	13544	36161	2993	26961
720230 FERRO-SILICO-MANGANESE	236372	809053	117893	717022
720241 FERRO-CHROMIUM CONT >4% CARBON	1060	11419	3642	10477
720249 OTH FERRO-CHROMIUM	1459	17020	1744	5352
720270 FERRO-MOLYBDENUM		4614		8019
720280 FERRO-TUNGSTEN&FERRO-SIL-TUNGS	257	1530	526	1733
720293 FERRO-NIOBIUM		671		
720299 OTHER FERRO-ALLOYS		5435		3184
720310 FERROUS PROD BY DIR RUD IRONORE		629	8275	69448
720390 OTH FERROUS PRODUCTS		12		20945
720410 WASTE/SCRAP OF CAST IRON	6005	58453	3347	17337
720421 WASTE/SCRAP OF STAINLESS STEEL	33091	158793	78414	216298
720429 WASTE/SCRAP OF OTH ALLOY STEEL		759	239	2903
720430 WASTE/SCRAP TINNED IRON/STL	320844	1654836	290472	1617147
720441 TURNING,SHAVING,MILLING WASTE	2695686	16610375	1284636	10428422
720449 OTHER FERROUS WASTE AND SCRAP	4691519	24300533	3571859	19330893
720510 GRANULES OF PIG IRON	9048	25021		12376
720529 OTH POWDER PIG IRON&SP IRON/ST	2584	21229	1578	11798
720610 INGOTS OF IRON ON STEEL.				34
720711 CONT 0.25% CARBON,IRON/N-ALY/S	270961	1456452		
720712 OTH RECTANGULAR CROSS SECT I/S		1027		
721790 OTH WIRE OF IRON/NON-ALOY-STEL	26567	141998	29114	124646
722300 WIRE OF STAINLESS STEEL	19087	71912	4413	67990
732599 OTH CAST ARTI OF I/S NES	8645	53785	9188	38203
732611 GRIND BALL&SIMI ARTI FOR MILLS				21248
732690 OTH ARTICLES OF IRON & STEEL	257583	1580438	183494	1706355

Contd.

10.11 Imports by Economic Categories (Detail)

(In Thousand Rupees)

ITEMS	NOVEMBER, 2014	FROM JULY, 2014	NOVEMBER, 2013	FROM JULY, 2013
740200 UN-REFINED COPPER, COPPER ANODES		840		772
740311 REFINED COPPER, CATHODES & SECTIN	968639	3478492	741746	3134641
740312 REFINED COPPER WIRE-BARS		149		
740319 OTHER, REFINED COPPER		7611	5973	18646
740321 COPPER-ZINC BASE ALLOYS (BRASS)		15	4229	9699
740322 COPPER-TIN BASE ALLOY (BRONZE)	3959	13628		798
740329 OTHER COPPER ALLOYS (O/T H-74.05)	981	2746		971
740400 COPPER WASTE AND SCRAP	60688	359313	44150	178405
741999 OTHER, ARTICLES OF COPPER	18893	32536	2171	16524
750210 NICKEL, NOT ALLOYED	68989	301394	64524	345374
750220 NICKEL ALLOYS		141		293
750890 OTHER, ARTICLES OF NICKLES	39138	289134	85602	295265
760110 ALUMINIUM, NOT ALLOYED	320026	1366011	194740	947019
760120 ALUMINIUM ALLOYS	93072	656919	149994	689816
761699 OTHER, ARTICLES OF ALUMINUM	100584	471018	50698	219410
780110 REFINED UN-WROUGHT LEAD	704708	4081277	858223	3645493
780191 OTHER UNWROUGHT LEAD CON ANTIMON				195870
780199 OTHER UNREFINED LEAD & LEAD ALLOYED	16470	79790	24335	54197
780600 OTHER ARTICLES OF LEAD	3550	14658	2017	14871
790111 ZINC NOT ALLOYED WT => 99.99%	66844	387492	89101	372670
790112 ZINC NOT ALLOYED WT < 99.99%	56859	675141	132747	623156
790120 ZINC ALLOYS	37460	151433	21746	112420
790700 OTHER ARTICLES OF ZINC	23015	56628	19990	35687
800110 TIN, NOT ALLOYED	89686	285447	32707	73290
800120 TIN ALLOYS		2867		594
800700 OTHER ARTICLES OF TIN		96	9	112
810196 OTHER WIRE OF TUNGSTEN	72	5465		26
810199 OTHER ARTICLES OF TUNGSTEN	732	959		590
810296 OTHER MOLYBDENUM WIRE	121	477	434	1512
810299 OTHER MOLYBDENUM AND ARTICLES				253
810411 UNWROUGHT MAGNESIUM BY WT 99.8%		4220	612	8224
810419 OTHER ARTICLES UNWROUGHT MAGNESIUM		446		186
810490 OTHER ARTICLES OF MAGNESIUM	1441	2156		85
810520 COBALT MATTER & OTHER PRODUCTS				62
810590 OTHER INTERMEDIATE PRODUCTS OF COBALT	10520	47501	14071	24513
810790 OTHER CADMIUM, WROUGHT & ARTICLES		404		
810890 OTHER TITANIUM WROUGHT & ARTICLES	1023	409970	6491	372505
810990 OTHER ZIRCONIUM AND ARTICLES		1435		391
811010 UNWROUGHT ANTIMONY POWDER	22775	343488	35983	322889
811100 MANGANESE & ARTICLES IN WASTE & SCRAP	5972	19015	4666	6048
811221 CHROMIUM UNWROUGHT POWDER			305	689
811229 OTHER UNWROUGHT CHROMIUM INCL WASTE		196	113	4145
811259 OTHER THALIUM UNWROUGHT INCL WASTE				150
811299 OTHER BASE METAL UNWROUGHT & ARTICLES		34		42
961900 SANITARY TOWEL & TAMPON & SIMILAR	1380544	4969225	1101068	3193794
3. CAPITAL GOODS TOTAL	88920251	488377826	81132182*	413762729
10611 MAMMALS				180
10614 RABBITS AND HARES		20		
10619 OTHER MAMMALS		1765	1201	1554
10620 RAPTILES (INCL. SNAKES & TURTLES)		1153		

Contd.

10.11 Imports by Economic Categories (Detail)

(In Thousand Rupees)

ITEMS	NOVEMBER, 2014	FROM JULY, 2014	NOVEMBER, 2013	FROM JULY, 2013
10631 BIRDS OF PREY	37	339		253
10632 PSITTACIFORMES(INCL.PARROTS)	5491	39646	2943	25660
10639 OTHER BIRDS	525	1243		523
10641 INSECTS		3632		3428
10690 OTHER LIVES ANIMALS	3780	9483	3817	9462
621790 PARTS OF GAR/CLOTH ACCESSORI	702	4507	4770	6706
680410 MILL STONE AND GRIND STON MIL	20310	110826	20874	97482
680421 OTH MILLSTONE OF AGGLOMER SYNT	8562	34755	7887	40696
680422 MILL STONE AND GRIND STONE/OTH	59757	348405	67672	292708
680423 OTH MILLSTONE OF NATURAL STONE	5404	17534	9780	13473
680430 HAND SHARPENING POLISH STONE	871	6435	447	4524
680510 BASE OF WOVEN TEXTILE FABRICS	19960	187401	11743	46603
680520 ON BASE OF PAPER OR PAPERBOARD	23640	84077	23319	81733
680530 ON BASE OF OTHER MATERIALS	12973	77767	30917	72033
680610 SLAG WOOL ROCKWOOL MINERAL WOL	38349	144970	7670	18842
680620 EXFOLIATED VERMICULITE EXPEND	794	5465		845
680800 PANELS,BOARDS,TILES BLOCKS ETC	599	4649	2530	11024
680911 BOARDS,SHEETS,PANELS,TILES ETC	9608	35056	6060	21062
680919 OTH BOARDS,SHEETS,PANELS OF PL	2593	5309	3	4147
680990 OTH ARTICLE OF PLASTICS	1153	2961	3	118
681011 BUILD BLOCK,BRICK OF CEMENT		161		
681019 OTH ARTICLE TILE,FLAGSTONE ETC	1879	13816		2418
681091 PREFABRICAT STRUCTURAL COMPONT		86713		
681189 OTH ARTICLES NOT CON ASBESTOES	3627	6449		
681291 CLOTHING ACCE OF ASBESTOES FIB	16	16		986
681292 PAPER MILLBOARDFELT ASBET FIBR		67		98
681293 COMPRESSD ASBESTOS FIB JOINING	5478	50933	5337	21381
681299 O-ARTI OF FABRICA ASBESTOS FIB	1476	14142	7977	14156
681320 FRICTION MATERIA CON ASBESTOES	23738	85604	14773	36871
681381 BRAKE LININGS&PADS VEH-H-8711	28905	139599	28090	52578
681389 O-BRAKE LINE&PADS NOT CON ASBE	2843	27812	2116	15792
681410 PLATES,SHEETS STRIPS OF AGLOM	316	3471		445
681490 OTH, ARTICLES OF MICA		3265	1311	2388
681510 NON ELETICAL OF GRAPHITE	5126	51072	14584	38927
681520 ARTICLE OF PEAT OTH ARTICLE	82	492		7
681591 CONTAIN MAGNESTIC DOLOMITE/CHR				6
690290 OTH REFERECTORY BRIK/BLOK TILE	53498	66944	2747	61048
690310 CERAMIC CON>50% GRAPHITE,CARB	8523	37242	3043	37278
690320 COLD TUNDISH LINING SLIDE GATE	15988	107083	20641	81212
690890 OTH GLAZED CERAMICS WALLTILES	433873	2423908	352729	1824655
690911 LAB CERM WARE PORCELAIN/CHINA	6	662	94	1415
690912 LAB CERM WARE HARD>9 MOH.SCALE		98		37
690919 LAB CERAMIC WARE CHM/TECH USE	3284	22134	447	7540
690990 OTH CERAMIC WARES AND SIMILARS	35	5624	48	217
691010 CERAMIC SINK,ETC.FIXT PORCELIN	44919	238298	41306	205032
691390 OTH STATUTTES, ORNAMENT	24	834		132
691410 OTH CERAMIC ARTICLES OF PORCEL		295		54
710700 BASE METALS CLAD WITH SILVER	38	38		
710812 OTH UNWROUGH(GOLD)NON-MONTERY	234011	914025	190419	14087114
710820 MONETARY (GOLD)	11045	21946		19624633
711100 BASE-M-SILVER/GOLD,CLAD PLTNM		226		180
720720 CONT 0.25% MORE OF CARBON I/ST	272296	480800	183964	407503

Contd.

10.11 Imports by Economic Categories (Detail)

(In Thousand Rupees)

ITEMS	NOVEMBER, 2014	FROM JULY, 2014	NOVEMBER, 2013	FROM JULY, 2013
720810 COILS, I/N-A-STEL-HOT ROLLED	47391	281265	219005	508743
720825 OTH C-HR-I/N-A-STL TH>4.75 MM	8469	39132	762774	789458
720826 OTH C-HR-I/N-A-STLTH=3-4.75MM	8247	21978	18891	29312
720827 OTH C-HR-I/N-A-STL TH<3 MM		221584	651062	883926
720836 OTH C-HR-I/N-A-STL TH>10 MM	8596	224759		754
720837 OTH C-HR-I/N-A-STL TH4.75-10MM	27867	166206	124374	253556
720838 OTH C-HR-I/N-A-STL TH 3-4.75MM	7664	1047328	443767	2660507
720839 OTH C-HR-I/N-A-STL TH<3 MM	838074	5030850	1456611	6644780
720840 NOT IN COIL I/S H-ROL W/PATERN	46	17049	19586	34350
720851 OTH N/COIL I/S H-ROL TH>10 MM	91829	682040	193704	391160
720852 OTH N/COIL I/S H-ROLTH>4.75-10	1186	33690	13482	54112
720853 OTH N/COIL I/S H-ROL TH>3-4.75	1264	44427	22855	41357
720854 OTH C-HR-I/N-A-STL TH<3 MM	6829	42581	5482	25504
720890 OTH FLT-ROL PROD IRON WD>600MM	74742	255789	187627	1055169
720915 IN COIL I/S C-ROL TH 3MM/MORE	66454	327176	104462	304595
720916 IN COIL I/S C-ROL TH > 1 < 3MM	711988	2142084	286102	1065197
720917 IN COIL I/S C-ROL TH>0.5-1MM	746096	1229849	139641	540573
720918 IN COIL I/S C-ROL TH > 0.5 MM	282774	1068025	81537	432244
720925 NOT IN COIL I/S C-ROL TH 3MM/>		7076		1980
720926 NOT IN COIL I/S C-ROL TH>1M<3M	49840	350995	31719	254248
720927 C-ROL I/S TH 0.5 MM TO 1MM	243822	1103148	172925	647905
720928 NOT IN COIL I/S C-ROL TH<0.5MM	10285	52586		14322
720990 OTH FLT ROL PROD I/S WD>600MM	148178	379247	83290	290540
721011 I/STL PLAT/COAT TIN TH-0.5MM/>		2825	49	6429
721012 I/STL PLAT/COAT TIN<0.5MM	403943	1718803	115761	784779
721020 IR/STL PLAT/COAT WITH LEAD		2320		
721030 ELECTROLYTICALLY PLAT/COAT ZIN	331491	1651604	229855	928809
721041 COR F-R PROD I/S ZINC COAT600	7493	9761	28095	47741
721049 OTH F-R PROD I/S COAT ZINC>600	1797189	6748043	1485523	5584422
721050 F-ROL I/ST COAT CHROMIUM OXIDE	27241	447966	36635	310385
721061 I/S PL/COT ALUMINIUM ZINC ALLY	62510	252278	101811	330198
721069 OTH F-ROL PROD I/S PL/COT ALUM		7401	32	32
721070 FR I/S PAINT/VARN, COATED PLAS	166812	806295	119919	714285
721090 OTH F-ROL PRD I/NA-ST CLD,COAT	168	36656	49688	188371
721114 OTH F-ROLL I/S WD<600MMTH>4.75	27541	99845	25329	70841
721119 OTH F-ROLL I/S WD <600MM-CR	4723	52987	16958	43770
721123 F.ROL I/ST CR WT<0.25% CARBON		14191		2779
721129 OTH F-ROL PROD C/ROL WD<600MM	14293	64595	4292	24514
721190 OTH F-ROL PROD I/STL WD<600MM	39040	249772	38263	204383
721210 F-ROL PROD I/NA STL PLATE/COAT	171	255	10809	19556
721220 I/S ELECTROLYTCAL PL/CT W/ZINC	9282	46305	30507	73699
721230 I/STEEL OTH WISE PL/CT W/ZINC	1660	18938	31325	40515
721240 I/STEEL PAIN/VABNI/COT W/PLAST	2263	8225	1937	9706
721250 I/STEEL OTHWISE PLATED/COATED	36550	52966		31896
721260 CLAD,FLAT ROLLED PRODUCT I/STL				39
721310 BARS/RODS HOT/ROL I/S,CON RIBS	6460	50611	54625	68902
721391 OTH CIRCULAR C/SEC <14 MM DIA	589360	1744821	114133	643968
721399 OTH BAR/ROD H-ROL IRR-WND-COIL	14738	257635	2859	108726
721410 BAR/RODS IRON NA STEEL FORGED	5814	65322	164	31832
721420 BAR/ROD I/S CON RIBS GROOVES	29828	67992	13988	395038
721430 OTH BAR/RODS OT/THAN HEAD72.13	2200	16082		55
721491 OTH BAR/ROD I/S RETANGULAR C/S			583	633

Contd.

10.11 Imports by Economic Categories (Detail)

(In Thousand Rupees)

ITEMS	NOVEMBER, 2014	FROM JULY, 2014	NOVEMBER, 2013	FROM JULY, 2013
721499 OTH BAR/ROD I/S O/THN H-72.13	168	1930	43086	232801
721510 BARS/RODS FREE CUT STEEL COLD	3724	36158	817	11543
721550 OTH BAR,ROD COLD-FORMED OF I/S	3036	15202	5173	10747
721590 OTH BAR/RODS,OTH NONALLOY STEL	639	7238	5364	12801
721610 U,I,H SECTIONS H-ROL HIGH<80MM		1223	164	6741
721621 L SEC H/ROL HT<80 MM 1/NA STEL	2348	6136		1877
721622 T SEC H/ROL HT<80 MM 1/NA STEL		446	2014	2100
721631 U,I OR H SEC H-ROL HT 80M 1/ST	32758	131443	15336	36856
721632 I SECTION	24783	204800	8429	30295
721633 H SECTION	64359	299547	76027	166227
721640 L&T SEC H-ROL HT 80MM OR MORE	17938	32088	2058	5514
721650 OTH ANGLE/SHAPE SEC HOT H/ROL		5050		
721661 ANGLE/SHAPE SEC COLD/ROLL	27	491		72
721669 OTH ANGLE/SHAPE SEC I/S C-ROLL	2290	3744	918	10083
721691 OTH C/FORM I/ST FLAT ROL PROD		7259		1407
721699 OTH ANGLE/SHAPE SEC IRON/STEEL	32199	46564	7574	28181
721710 WIRE OF I/S NOT PLATED/COATED	13426	80479	9552	46353
721720 WIRE OF I/S PLATED/COAT W/ZINC	8038	61861	10563	48482
721730 WIRE I/S PLATED/COAT W/O B-MTL	101527	291203	106861	280283
721899 OTH SEMI-FINISHED PRO ST/STEEL		548		280
721911 F/ROL PROD ST/STEEL HR TH>10MM	2487	3204		
721912 COILS ST/STEL-HR TH>4.75-10MM	8177	25683		18591
721913 COILS ST/STEL-HR TH>3MM-4.75MM		6665	495	3734
721914 COILS ST/STEL-HR TH>3MM		32935	5403	25220
721921 COILS ST/STEL-HR TH>10MM		6331	3628	7911
721922 COILS ST/STEL-HR TH>4.75-10MM		8131	3521	6793
721923 COILS ST/STEL-HR TH>3MM<4.75MM	5995	15480	9942	32629
721924 COILS ST/STEL-HR TH>3MM	6933	31550		9970
721931 COILS ST/STEL-CR-TH >4.75 MM	20659	37437	2997	19078
721932 COILS ST/STEL-CR-TH>3MM-4.75MM	12269	67564	4011	26123
721933 COILS ST/STEL-CR-TH >1MM <3MM	40124	184636	16481	115953
721934 COILS ST/STEL-CR-TH>0.5MM<1MM	39765	260784	31352	222853
721935 COILS ST/STEL-CR-TH >0.5MM	178955	849520	184116	627358
721990 OTH F/ROL PROD ST/ST WD>600 MM	553579	2501286	508875	2185104
722011 F-ROL ST/STEEL H-ROL TH>4.75MM		1166		1664
722012 F-ROL ST/STEEL H-ROL TH<4.75MM	2867	7292	135	18165
722020 COILS ST/STEEL H.ROLLTH <600MM	20459	287026	47029	210241
722090 OTH F/ROL PROD,ST/ST WD <600MM	315	45149	13738	43996
722100 BAR/RODS H/ROL IN COIL ST/STEL	40	1030	136	373
722211 BAR/ROD ST/ST NFW H/ROL CC/SEC	14796	97368	8712	58110
722219 OTH BAR/ROD ST/ST NFW HOT/DRWN	8640	15071	2813	12273
722220 BAR/ROD ST/ST NFW C/FOR,C/FIN	776	15048	4092	19989
722230 OTH BAR/ROD OF STAINLESS STEEL	5553	60479	15683	40350
722240 ANGLE/SHAPES&SECTION ST/STEEL	1672	11689		2107
722490 OTH SEMI-FIN PROD OTH A/STEEL	517716	1831140		474
722511 GRAIN-ORIENTED SIL-ELEC-STEEL	128094	906049	83082	389628
722519 OTH F/ROL PROD SIL-ELEC-STEEL	63201	213311	323885	1170037
722530 OTH NFW HOT/ROLLED IN COILS	2071760	9632943	419966	1076193
722540 OTH NFW HOT/ROLLED NOT IN COIL	41767	542447	82557	315955
722550 OTH ALLOY STEEL NOT WORK(RDUC)	123983	137202	57454	80463
722592 FLATROLLED PROD O/W ZINC PLATE		1790	370	370
722599 OTH F/ROL PROD OTH ALLOY STEEL	198134	669252	243691	817410

Contd.

10.11 Imports by Economic Categories (Detail)

(In Thousand Rupees)

ITEMS	NOVEMBER, 2014	FROM JULY, 2014	NOVEMBER, 2013	FROM JULY, 2013
722611 GRAIN-ORIENTED SILICON ELEC ST		6368	8748	82470
722619 OTH FLAT ROLLPROD SILICON E/S		1046		
722620 FLAT/ROL PROD HIGH SPEED STEL		52		
722691 OTH FLATROL PROD NETWORK HOT/R	185047	187139		
722692 OTH F/ROLL PROD NETWORK COLD/R	27269	98959	17935	70779
722699 OTH F/ROL PROD OTH ALLOY STEEL		2676		18000
722790 OTH BAR/ROD H/ROLL W/COIL A/ST	247294	915742	104515	671124
722810 BAR/RODS OF HIGH SPEED STEEL			2069	9009
722820 BAR/RODS OF SILICO-MAG STEEL	4238	4730		4395
722830 OTH BAR/ROD HOT ROLLED	177021	460972	78283	217861
722840 OTH BAR/ROD NOWORK FORGED	1038	16745	117	9900
722850 OTH BAR/ROD NOWORK C/FOR,C/F		2226		1157
722860 OTH BAR/ROD ALLOY STEEL NES	3399	30206	3584	31869
722870 ANGLES, SHAPES AND SECTIONS			11899	11931
722880 HOLLOW DRILL BARS AND RODS	38970	40881	10319	10915
722920 WIRE OTH ALLOY STEL SILICOMANG	7543	24904		5808
722990 OTH,WIRE OF OTHER ALLOY STEEL	13724	102637	19784	65965
730110 SHEET PILING IRON AND STEEL	20482	20482		13892
730120 ANGLE SHAPES & SECTIONS OF I/S	475	5804		997
730210 RAILS OF IRON AND STEEL	58359	272284	1296	1725
730230 SWITCH BLADE, CROSS-FROG P/ROD		100		
730240 FISH-PLATES AND SOLE PLATES	381	424		1473
730290 OTHER MATERIALS JOINTING RAILS	811	255173		437
730300 TUBE/PIPE,HOLLOW PROFILE C/IRON		74498	5214	17550
730411 L.P FOR OIL&GAS S-STL SEAMLESS	3273	5848	215	19544
730419 OTH LINE PIPE I/S FOR OIL&GAS	113250	900505	201560	321104
730422 DRILL PIPE S-STL DRILL OIL/GAS		157236	5247	5247
730423 OTH DRILL PIPE I/S FOR OIL&GAS	327223	4066273	179073	1796056
730424 OTHER PIPE OF STAINLESS STEEL	1250	1011301	695	25932
730429 OTH CASING,TUBING I/S-OIL/GAS	381721	2107095	100023	1625745
730431 O- COLD-ROLLRD C.C.SEC I/N.A.S	29122	118840	23532	82243
730439 OTH CROSS SECTION OF N.A-STEEL	126546	1110786	157344	1108424
730441 COLD ROLD CR-SEC OF STAIN-STL		68376	9276	52305
730449 OTH CROSS SECTION OF STAIN-STL	39159	209746	30561	148858
730451 O-C.C.SEC COLD ROL(ALLOY-STL)	16803	38966	190	16471
730459 O-CIR CROSS SEC OF (ALLOY-STL)	1510	23246	9403	31096
730490 O-TUBE PIPE/HOLLOW -PRO SEAMLE	16598	461999	5245	420667
730511 LINE PIPE USED OIL/GAS WELDED	570	89899		
730512 OTH LINE PIPE USED OIL GAS WLD		16287		
730519 OTH LINE PIPE USED OIL/GAS P/L		821093		26521
730520 CASING FOR DRILLING,OIL/GAS		34983		
730531 OTHER, LONGITUDINALLY WELDED				89534
730539 OTHER, WELDED TUBES AND PIPES		143065		49676
730590 OTHER, TUBES AND PIPES	1656	125361	4932	4932
730611 L.P-WELDED OF STA-STL(OIL/GAS)	72	24619		2026
730619 OTH-LINE PIPE O/G PIPELINE I/S	647	193002	147	139464
730629 O-CASING/TUB LINE PIPE O/G I/S	40143	84836		10378
730630 COPPER COAT MILD STL TUB-8.5MM	31813	234426	28673	131793
730640 O-WELDED C.C.SEC OF STAIN-STL	50976	734994	189476	495329
730650 O-WELDED C.C.SEC NON ALLOY-STL	42164	205073	16193	128413
730661 O-TUBE,PIPE WELD SQUARE C-SEC	25103	246428	18326	46852
730669 TUBE/PIPE WELD OF OTH C.C-SEC		2606		791

Contd.

10.11 Imports by Economic Categories (Detail)

(In Thousand Rupees)

ITEMS	NOVEMBER, 2014	FROM JULY, 2014	NOVEMBER, 2013	FROM JULY, 2013
730690 OTH TUBE PIPE HW-PROFILR I/STL	19079	80502	2877	38915
730711 CAST FIT N-MALLEABLE CAST-IRON	884	37157	732	6577
730719 OTHER, CAST FITTINGS	35091	221088	44678	195558
730721 FLANGES, OF STAINLESS STEEL	3610	46238	6283	23341
730722 THREADED ELBO,BEND,SLV S/STEEL	4374	25432	1874	8560
730723 BUTT WELDING FITTING STAINSTEL	1181	42143	11644	17707
730729 OTH TUBE,PIP FITTING STAINSTEL	43740	608196	10056	210954
730791 FLANGE AIR-P AGRI-TRACTOR<=80H	49455	133082	10699	122899
730792 THREAD ELBO,BEND/SLV IRN/STEEL	11867	233013	15492	62322
730793 BUTT WLEDING FITTING IRON/STEL	19286	138251	16300	90988
730799 OTH TUBE,PIP FIT IRN/STEL NEC	288955	1447399	114256	1220142
730810 BRIDGES AND BRIDGE-SECTIONS		32989		41939
730820 TOWERS AND LATTICE MASTS	33816	1222846	101049	231265
730830 DOR,WIN/FRAMES,TH-HOLD,FORDORS	8282	131593	2093	131212
730840 EQUIP SC-FOLD SHUT PROP PITPRO	28139	119703	3288	13144
731100 CONT COMPRESSED/LIQEID GAS IR/S	123141	301453	9823	116234
731210 STANDARD WIRE ROPES AND CABLES	61601	322571	25379	264884
731290 OTH WIRE,ROPE,CABLE,SLINGS I/S	13215	120283	48164	118853
731300 BRABED WIRE OF I/S TNIS HOOP	8401	30758	2177	12928
731412 ENDLESS BAND MACH STEL W-CLOTH	1853	2857	386	1783
731414 OTH WOVEN CLOTH OF STAIN STEEL	458	8802	1790	7676
731419 STEEL CORD FABRIC LIN MNF TYRE	725	11688	10852	16519
731420 GRIL NET FENC W/LD D=3MM MS100	184	40898	158	3409
731439 OTH GRL NET FENCING AT INTSEC		28839		36
731441 OTH CLO GRL NET FENC PL/COT ZN	4426	41531	9478	60442
731442 OTH CLO GRL NET FENC PL/COT PL	995	8622	5237	12312
731449 OTH CLO GRL NET /FENFING	29840	127767	13921	47517
731511 ARTICULATED LINK ROLLER CHAIN	69981	412823	47023	255053
731512 OTHER CHAIN, ARTICULATED LINK	16644	95899	12018	87605
731519 PARTS, ARTICULATED LINK CHAIN	5211	29790	130	7339
731520 SKID CHAIN		101		25
731581 STUD LINK	1123	6996		
731582 OTHER, WELDED LINK	5041	14880	164	1268
731589 OTHER CHAIN,	882	9308	10755	16998
731590 OTHER PARTS OF CHAIN	1285	9282	559	7560
731600 ANCHORS,GARPNELS PARTS IRON/ST	3491	16034	4123	41892
731700 NAILS,TAKES,DRAWING PINS IR/ST	15003	108660	16835	79342
731811 COACH SCREW I/S THREADED	147	7116	647	1243
731812 OTH WOOD SCREW I/S THREADED	590	8553	2854	9748
731813 SCREW HOOKS,SCREW RING RVT I/S	103	1101	484	823
731814 SELF-TAPPING SCEWS, THREADED	14927	73565	12575	56219
731815 OTH SCREW,BOTLS W/N NUT/WASHER	99398	538801	99510	477957
731816 NUTS, THREADED OF IRON/STEEL	42712	316408	32624	120140
731819 OTH BOLT,NUT,WASHER,RVT I/S TH	13108	89018	13496	53524
731821 SPRING WASHER LOCK WASHER N-TH	2264	16229	18431	30977
731822 OTHER WASHERS. NON-THREADED	7818	51899	5022	31898
731823 RIVETS, NON-THREADED	6993	204739	62467	256496
731824 COTTERS/PINS NON THREADED I/S	1316	6960	70	4061
731990 OTH KNITTING NEDLS,CRO HOOKS	10406	43631	12374	39073
732010 LEAF-SPRINGS&LEAVES THEREFOR	3770	23522	10782	41043
732020 HELICAL SPRINGS	2686	11067	790	8289
732190 PARTS OF I/S,COOK APPLI&PLAT-W	10384	48663	6012	24738

Contd.

10.11 Imports by Economic Categories (Detail)

(In Thousand Rupees)

ITEMS	NOVEMBER, 2014	FROM JULY, 2014	NOVEMBER, 2013	FROM JULY, 2013
732211 RADIATORS/PARTS CAST IRON E-EL	2398	4168	45	2625
732219 OTH RADIATOR AND PARTS THEREOF	607	12410	3137	10705
732490 OTHER, INCLUDING PARTS	6065	47238	4134	21986
732510 OTH CAST ARTI I/S N-MEL C-IRON	2670	7374	185	203
732591 GRINDING BALLS SIMI ARTI MILLS		57060	5351	57686
732619 OTH ATI FORGED/STAMPED N-WORK	32387	210957	51607	270017
732620 ARTICLES OF IRON OR STEEL WIRE	258	10429	3501	14072
740500 MASTER ALLOYS OF COPPER.		1284	111	216
740610 COPER-POW OF NON-LAMELLAR STRU	580	11809		8665
740620 COPER-LAMELLAR STRUCTURE FLAKE	22656	76533	5441	39742
740710 BAR,RODS OF REFIND COPPER	98106	408004	205622	1282043
740721 COPPER BAR,ROD PROFIL ZINC BAS	2284	14228	68019	232367
740729 OTH BAR,ROD,PROFIL COPP ALLOYS	3473	12543	1553	30727
740811 WIRE REF COPP MAX CR-SEC DI>6M	35406	181110		32528
740819 OTHER, WIRE OF REFINED COPPER	16800	62379	13677	78421
740821 WIRE OF COPPER ALLOY ZINC BASE	3827	18516	4704	12099
740822 WIRE OF COPPER ALLOY NICK BASE		969	1317	3068
740829 OTH WIRE OF COPPER ALLOYS ETC	846	1411		1012
740911 PLAT,SHEET,STRIP REF COPP COIL	34910	53414	26985	67895
740919 OTH PLAT SHEET&STRIP REF COPP	1995	7372	1311	4280
740921 PL,SH&STRIP COPP ZINC BAS COIL	9968	77734	1456	57281
740929 OTH PL/SH/STRI COPP ZINC BAS	6975	18191	8979	9819
740931 PL/SH/STRIP COPP TIN BAS COILS		51		2523
740939 OTH PL/SH/STRIP COPP TIN BAS-C		394		344
740940 PL/SH/STRIP COPP NICKLE BASE		38		
740990 PL/SH/STRIP OTH COPP ALLOYS NS		3064		54
741011 FOIL REFINED COPP NOT BACKED	46586	326680	50349	254544
741012 FOIL OF COPP ALLOYS,NOT BACKED	73726	273447	26192	203336
741021 FOIL OF REFINED COPPER,BACKED		18440	10997	27933
741022 FOIL OF COPPER ALLOYS,BACKED	5272	13178		1939
741110 TUBE & PIPE OF REFINED COPPER	32388	593823	36929	515415
741121 TUB&PIPE COPP ZINC BAS ALLOYS		9819	842	4163
741122 TUB&PIPE COPP NICKLE BAS ALLY		3198		
741129 OTH TUBE&PIPE OF OTH COPP ALLY	1139	7800	8785	11621
741210 COPP TUBE/PIPE FIT REF COPPER	200	756		512
741220 COPP TUBE/PIPE FIT COPP ALLOYS	172	15264	14693	30178
741300 STANDARD WIRE,CABL PL-BAND-NEI	200	830	3424	26031
741510 NAIL,TACK,DRW-PIN,STAPL,S-ARTI	184	1479	192	2101
741521 WASHERS/INCL SPRING WASH N-THR	15	1060	132	1037
741529 OTH NOT THREADED ARTI COPPER	636	3091	771	3056
741533 OTH THRD SCREW,BOLT,NUT COPPER	6	5061	81	1367
750400 NICKEL POWDERS AND FLAKES.		8582	1765	7405
750511 BAR,ROD,PROFILE NICKLE N-ALLOY			129	344
750512 BAR,ROD,PROFILE NICKLE ALLOYED	125	970		511
750521 WIRE OF NICKEL, NOT ALLOYED		2023	921	2661
750522 WIRE OF NICKEL, ALLOYED		8976		7472
750610 PLAT,SHET,STRIP,FOIL NICK N-AL	8351	25240		34635
750620 PLAT,SHET,STRIP FOIL NICK ALOY	23	14087		16944
750711 TUBE&PIPE OF NICKEL NOT ALLOYD		775		
750712 TUBE & PIPE OF NICKEL ALLOYED	4362	11200	13375	24657
760200 ALUMINIUM WASTE AND SCRAP.	378457	2416635	360770	1652340
760310 POWDER OF NON-LAMELLAR STRUCTU		16597	95	9691

Contd.

10.11 Imports by Economic Categories (Detail)

(In Thousand Rupees)

ITEMS	NOVEMBER, 2014	FROM JULY, 2014	NOVEMBER, 2013	FROM JULY, 2013
760320 POWDER OF LAMELLAR STRU FLAKES	3560	14602	2384	7164
760410 BAR ROD PROFILE ALUM NOT ALLOY	11296	26635	118	11406
760421 HOLLOW PROFILES OF ALUM ALLOYD	1214	3256	2396	5098
760429 OTH BAR,ROD&PROFIL ALUM ALLOYD	7021	35517	4534	19517
760511 ALMU WIRE N-ALLOY MAX DIA>6MM		83727	22057	79103
760519 OTH ALUMINIUM WIRE NOT ALLOYED	17189	51876		13043
760521 ALUM WIR ALLOY MAX CRS DIA>7MM		250	542	11490
760529 OTH ALUMINUM WIRE, ALLOYED	7374	16475	1906	20007
760611 RECTANGLE&SQUARE ALUM NOT ALLY	25311	181543	60894	194102
760612 RECTANGULAR/SQ ALUM MOTALLOYED	112818	571136	77690	360340
760691 OTH PL,SHET,STRL ALUM NOT ALOY	3615	23111	1294	6697
760692 OTH PL,SHET&STRIP ALUM ALLOYED	6450	65214	18519	107244
760711 ALUM FOIL ROLLED N-WORK/BACKED	174437	1012900	219160	950422
760719 OTH ALUMINIUM FOIL NOT BACKED	105181	761008	109838	506896
760720 ALUMINUM FOIL, BACKED	80016	617779	138532	596933
760810 TUBE, PIPE OF ALUM NOT ALLOYED	1065	3404	55	1434
760820 TUBE, PIPE OF ALUM ALLOYED	13478	47125	7834	26885
760900 ALUM TUBE,PIPE FIT(COUP/ELBOW)	1969	12816	1384	9479
761010 DOORS,WINDOW, FRAMS,THRESHOLDS	4571	32467	2594	16588
761300 ALUM CONT FOR COMP/LIQUE GAS	835	3422	78	7410
761410 STAND WIR,CABL PL,ALU S-CORE		66892	108643	193835
780200 LEAD WASTE AND SCRAP.		281		13762
780411 LEAD SHET STRIP FOIL TH>0.2MM		295		
780419 OTHER , LEAD PLATES	2540	2540	2410	3278
790310 ZINC DUST(BLUE POWDER)		3054	3696	12387
790390 OTHER ;ZINC POWDER AND FLAKES		1412		
790400 ZINC BARS,RODS,PLROFILE&WIRE		9676	284	11783
800200 TIN WASTE AND SCRAP.		14		79
811300 CERMETS&ARTICLE INCL WAS/SCRIP		44		
820110 SPADES AND SHOVELS	608	3118	161	1016
820130 MATTOCKS, PICKS, HOES & RAKES		39		128
820140 AXES,BILLS HOOKS&SIMI HEW TOOL		41	74	157
820150 SECATEURS&ONE-HAND PRUNERS SHR		19		
820160 HEDGE SHEARS, TWO-HAND PURNING	40	99		
820190 OTH HAND TOOL AGRICUL,HORTICUL		428	35	9235
820210 HAND SAWS	3640	19412	2889	13212
820220 BAND SAW BLADES	641	4688	254	3709
820231 CIRCULAR SAW BLADE WITH STEEL	11577	28895	3073	13333
820239 OTH CIRCULAR SAW BLADE,O/MATER	2638	11311	701	7508
820240 CHAIN SAW BLADES	551	2364	413	2582
820291 STRAIGHT SAW BLADES,WORK METAL	21	5056	576	3849
820299 OTHER SAW BLADES	5502	32146	20628	38869
820310 FILES, RASPS & SIMILAR TOOLS	3604	37747	18513	59922
820320 PILERS,PINCERS,TWEESZERS S-TOL	10125	72916	13594	47666
820330 METAL CUTTING SHEARS&SIM TOOLS	652	7739	1872	8669
820340 PIPE CUTTERS BOLD CROPPERS,ETC	900	11976	907	14396
820411 NON-ADJUS H-OPER SPANER,WRENCH	18631	130587	19155	94106
820412 ADJUSTABLE H-OPER SPANER,WRENC	13487	80227	15259	56567
820420 INTERCHAGEABLE SPANNER SOCKETS	2717	18480	1934	13767
820510 DRILLING,THREADING TAPPING TOL	6149	10233	742	7997
820520 HAMMERS AND SLEDGE HAMMERS	11303	17314	1701	8753
820530 PLANES,CHISELS,GOUGE WOOD WORK	1723	6679	273	991

Contd.

10.11 Imports by Economic Categories (Detail)

(In Thousand Rupees)

ITEMS	NOVEMBER, 2014	FROM JULY, 2014	NOVEMBER, 2013	FROM JULY, 2013
820540 SCREW DRIVERS	13754	42198	6518	18520
820551 OTHER HAND TOOLS H-HOLD N.E.S.	2943	7984	1253	2054
820559 OTH HAND TOOL(GLAZZIER DIMOND)	12553	72802	11959	171337
820560 BLOW LAMPS		341		173
820570 VICES, CLAMPS AND THE LIKE	1940	12011	295	6368
820590 SETS OF ARTI.TWO/MORE,SUB-HEAD	4205	69235	2754	27867
820600 TOOL TWO/MORE OF H.82.02TO.05	1762	5813	1774	23687
820713 ROCK DRILLING,EARTH BORING TOL		13546	281	6535
820719 OTH INC PARTS ROCK DRIL,E-BORI	207750	1120876	250109	789950
820720 DIES FOR DRAWING/EXTRUD METAL	6925	27524	3024	58055
820730 TOOL FOR PRESS, STAMPING/PUNCH	4376	35454	4742	110304
820740 TOOLS FOR TAPPING OR THREADING	631	7423	4161	9390
820750 TOOL FOR DRILLING O/T ROCK DRL	11611	194616	14046	75936
820760 TOOLS FOR BORING OR BROACHING	314	7085	1483	22648
820770 TOOLS FOR MILLING	2316	14482	2094	21751
820780 TOOLS FOR TURNING	2551	31557	1078	14125
820790 OTH INTERCHANGEABLE TOOLS	36179	129464	61915	143225
820810 KNIVS&CUTING BLADE METAL WORK	3548	12475	5208	19504
820820 KNIVS CUTING BLADE WOOD WORK.	858	19291	2621	10565
820830 KNIVS&CUTING BLADE KITCHEN APP	814	9556	3981	4357
820840 KNIVS&CUTING BLADE AGRI HORT	22	9730	1037	5860
820890 OTH KNIVES CUTING BLADES F/MAC	51241	239836	79133	267214
830260 AUTOMATIC DOOR CLOSERS	1683	21007	5551	27954
831190 OTH WIRE&RODS AGGLOMTR B/METAL	23706	663872	13772	48705
840130 FUEL ELEMENT NON-IRRADIATED		96		
840140 PARTS OF NUCLEAR REACTORS		1950278		1430825
840211 WATERTUBE BOIL S/PROD>45T/H	6602	1335071	818	168723
840212 WATERTUBE BOILER S/PROD-45T/H	183420	673662	7141	39723
840219 OTH VAPOUR GENERATING BOILERS,	110837	702824	84847	212202
840220 SUPER-HEATED WATER BOILERS		42510	9397	9397
840290 PARTS OFSTEAM/OTH VAPOUR G/BOL	27747	90940	2068	130727
840310 BOILERS	794	11852		7673
840390 PARTS CENTRAL HEATING BOILERS	18511	407231		851
840410 AUXILIARY PLANT FOR BOILER	9423	3804777		10169
840420 CONDENSERS STEAM/VAP POW UNIT	1852	162514		31621
840490 PARTS MASHINE H-8404.1000	9612	87468	29363	240904
840510 PRODUCER WATER GAS GENERATORS	16362	163629	55902	566521
840590 PART PROD GAS WATER GENERATOR	4650	154167	4833	22262
840610 TURBINES FOR MARINE PROPULSION		543		
840681 OTH TURBINE OUTPUT EXCEED 40MW				34200
840682 O-TURBINE OUTPUT NOT EXC 40MW	121776	729151	43070	263772
840690 PARTS OF STEAM TURBINES	28212	1504622	87392	1071374
840710 AIRCRAFT ENGINES	2605	290945		260903
840721 MARINE PROPULSION ENGINES	6803	121972	37466	166632
840729 OT MARINE SPARK-IGN-ROTRY ENG.		1055	999	2369702
840731 PISTION ENGINE CAPACITY-50CC	1461	45643	486	520
840732 PISTON ENG CAPACITY 50-250CC	76679	240790	50086	157126
840733 PISTON ENG CAPACITY 250-1000CC	5289	20585	7172	31775
840734 PISTON ENG CAPACITY EX1000CC	11566	76075	14194	44898
840790 OTH ENGINES	72597	184770	19463	171180
840810 MARINE PROPULSION ENG-DIESEL	1099	6957	7608	8693
840820 ENGINE FOR VEH CHAPTER-87	15742	153580	30651	156050

Contd.

10.11 Imports by Economic Categories (Detail)

(In Thousand Rupees)

ITEMS	NOVEMBER, 2014	FROM JULY, 2014	NOVEMBER, 2013	FROM JULY, 2013
840890 OTH ENGINES	509007	757356	107029	423896
840910 PARTS FOR AIRCRAFT ENGINES		3351		1100
840991 PARTS, SPARK-IGNITION PIST ENGIN	489546	2677288	596435	2993428
840999 OTH PART, COMPRES-IGN PIST ENG	494951	3672430	529749	2871309
841011 HYD, TURBINE, WATER WHEEL-1000KW		199923	86373	102359
841013 HYD TURBINE, W/WHEEL > 10,000KW		1162691	37148	37148
841090 PARTS, INCLUDING REGULATORS	868878	901041	33630	34553
841111 TURBO-JET THRUT NOT EXCEED 25KN				31979
841122 TURBO-PROPLER EXCEED 1100KW				160
841181 OTH GAS TRBIN NOT EXCD 5,000KW				33074
841182 OTH GAS TURBIN EXCE-5,000KW	112486	717393		1216896
841191 PARTS TURBO-JET /PROPELLERS				1442
841199 OTH, PARTS OF GAS TURBINES	4180051	5677505	1195536	4883390
841210 REACTION ENG OTH THAN TURB-JET		287		
841221 LINEAR ACTING, HYD ENGINE & MOTOR	20	25797	341	12706
841229 OTH, HYDRAULIC POWER ENG & MOTOR	26646	100103	25790	68713
841231 LINERA ACT, PNEUMATIC ENG & MOTOR	4021	21654	1936	12843
841239 OTH, PNEUMATIC ENG & MOTOR	4931	25733	6774	26002
841280 OTH, ENGINES AND MOTOR	297	227472	16	202854
841290 PARTS OF ENGINES AND MOTOR	6677	136354	9724	53022
841311 PUMPS FOR DISPENSING FUEL/LUB	61693	159149	45294	265071
841319 O-PUMP FITTED MEASURING DEVICE	18011	110841	217146	342378
841320 HAND PUMP O/THN H-841311, 19	1559	5446	674	2388
841330 FUEL LUBRICATING/COOLING PUMPS	115166	556743	68907	587472
841340 CONCRETE PUMPS	3687	62488	42257	629416
841350 OTH POSITIVE DISPLACEMENT PUMP	1600	97769	3401	108667
841360 OTH ROTARY DISPLACEMENT PUMP	2701	47225	28509	53107
841370 OTH CENTRIFUGAL PUMPS	609022	1726677	239217	890743
841381 OTH PUMPS LIQUID ELEVATORS	41296	434047	25131	607217
841382 LIQUID ELEVATORS	3620	421083	152852	157488
841391 PART OF PUMPS	200030	1193294	105626	604807
841392 PARTS OF LIQUID ELEVATORS PUMP	1487	2138		12008
841410 VACUUM PUMPS	25446	91216	3331	46548
841420 HAND/FOOT OPERATED AIR PUMPS	4348	12699	1311	14326
841430 COMPRESSOR REFRIGERATOR EQUIP	581938	3577672	545582	3298978
841440 AIR COMPRESSORS MOUNTED W/CHAS	10291	171008	16450	59261
841451 FANS TABLE, FLOOR, WALL, WINDOW	23279	289448	31861	176979
841459 OTH FANS	69164	622775	14021	165706
841460 HOODS MAX-HORIZONTAL SIDE 120CM	15442	65607	12031	78388
841480 OTH GAS COMPRESOR & RECYCL RODS	2009842	3957103	309639	1676332
841490 PARTS AIR/VACUM PUMPS ETC.	206338	1888563	244732	750419
841510 WINDOW/WALL TYPE AC/SPLIT SYS	63815	719084	81478	691487
841520 A.C. MACHINES FOR MOTOR VEHICLE	342	16902		1205
841581 A.C. MACH COMP MOTOR DRI FAN	17561	55350	3163	52019
841582 O- AC INCOR REFRIGIRATING UNT	4792	67073	11501	211702
841583 OTH A.C. MACH NOT REFRIG UNIT	82631	374141	22494	131058
841590 PARTS OF AIR CONDITION MACHINE	366375	1489191	161462	1110600
841610 FURNACE BURNERS LIQUID FUEL	171	1206	350	13928
841620 OTH FURNAC BURNER INCL COMBINT	7933	83332	10273	63854
841630 MECHANICAL STOKERS GRATES ETC	11127	318882	143960	204927
841690 PART OF BURNRS OTH ART OF 7412	4506	54288	21296	40742
841710 FURNAC & OVEN F/ROAST/MELTING	646	51502	12778	102676

Contd.

10.11 Imports by Economic Categories (Detail)

(In Thousand Rupees)

ITEMS	NOVEMBER, 2014	FROM JULY, 2014	NOVEMBER, 2013	FROM JULY, 2013
841720 BAKERY OVENS INCL BISCUIT OVEN	10428	40348	27845	123677
841780 OTHER FURNANCE AND OVENS INDUS	20881	84929	33656	210550
841790 PART OF INDUSTRIAL LAB FURNACE	21499	157211	35608	135077
841810 COMBINED REFRIG-FREEZE W-DOORS	2037	37555	2234	37026
841821 REFRIGERATORS HOUSEHOLD TYPE	11560	187478	20258	171600
841829 OTH REFRIGERATOR HOUSHOLD TYP	30981	109668	14518	84056
841830 FREEZERS OF CHEST TYPE	3310	22913	353	8673
841840 FREEZERS OF THE UPRIGHT TYPE	571	19827	3196	20837
841850 O-FURNI-STORAGE,DISPLY FRZ EQU	10160	43411	3251	29874
841861 OTH REFRIG FREZ EQPT HEAT PUMP		423	1927	11828
841869 OTH REFRIG FREZ EQUIP HEAT PUMP	275166	1037173	159003	918404
841891 FURNITURE REFRIG FREEZING EQPT	110	5330		1879
841899 OTH PARTS REFREGERATING EQUIPT	166672	1173311	261559	1200966
841911 INSTANT GAS WATER HEATERS	45128	163776	16121	52011
841919 OTH INSTANT STRONGWATER HETER	42002	61388	19741	69295
841920 MEDICAL SURGICAL LAB STERILISE	95568	259293	35352	133350
841931 DRYERS AGRICULTUL PRODUCTS	631	6137		
841932 DRYERS WOOD PAPER PULP P/BOARD	6975	8314	7190	14058
841939 OTHER DRYERS	72596	211378	31257	1072849
841940 DISTILLING RECTIFYING PLANT	359	134448	3554	28788
841950 HEAT EXCHANGE UNITS	127869	610951	110053	355195
841960 MACHINERY LIQUIFY AIR O/GASES	973	36738	5113	69692
841981 OTH MACH PLANT EQPT HOT/COL FD	7339	90337	18194	88961
841989 OTH MACHINERY PLANT AND EQPT	236421	3166133	2803634	4321509
841990 PARTS MACH PLANT LAB EQUIP ETC.	797835	3033983	45819	509361
842010 CALENDERING OTH ROLL MACHINES	8836	31283		12700
842091 CYLINDER(FOR CALENDERING MACH)	2215	18996	6156	7702
842099 OTH PART OF CALENDER MACHINE	3260	17946	588	7198
842111 CREAM SEPARATORS	28	15027	20	1551
842112 CLOTHES-DRYERS	39	61		1345
842119 OTH CENTRIFUGES INCLUDING DRYR	428139	1286167	129220	517795
842121 FILTERING PURIFY MACH&APARATUS	156368	956299	428856	2017167
842122 FILTERING MACH FOR BEVERAGES	12738	29339	1774	12770
842123 OIL&PETROL-FILTER INT.COMBSN	26420	124549	32635	103860
842129 OTH FILTER MACHS APPARATUS NES	150778	429764	50661	242218
842131 INTAKE AIR FILTER COMBTION ENG	354129	1128633	79074	300109
842139 OTH FILTERING PURIFY MACH/APPA	155684	990940	139058	762333
842191 PARTS CENTRIFUGES INCL DRYER	104940	469953	83183	280950
842199 PARTS OF FILTERING PURIFY MACH	19022	629488	60154	191971
842211 DISH WASHING MACHINE HOUSEHOLD	453	7518	564	1350
842219 OTHER DISH WASHING MACHINE	297	1541	1787	4004
842220 MACH CLEANING/DRYING BOTTLE	1693	46580	4255	14999
842230 MACH FILLING/CLOSING BOTTLES	154735	1486885	2075837	2980757
842240 OTH PACKING WRAPPING MACHINE	40723	446411	36210	516984
842290 PARTS MACH FIL/CLEAN WRAP PACK	201773	927240	245334	657530
842310 PERSONAL WEIGHING MACHINES	7285	28816	6614	12696
842320 SCALES FOR CONT WEIGHING GOODS		10045		
842330 CONSTANT WEIGHT SCALES/HOPER		3716	36077	38763
842381 OTH WEIGHT MACHINERY-30KG	3950	19732	4451	8135
842382 OTH WEIGHT MACH CAP-30-5000KG	12440	70644	13741	32218
842389 OTH WEIGHING MACHINERY	13936	45172	40400	101914
842390 WEIGHT MACH WTS ALL KINDS&PART	8932	32555	18152	52837

Contd.

10.11 Imports by Economic Categories (Detail)

(In Thousand Rupees)

ITEMS	NOVEMBER, 2014	FROM JULY, 2014	NOVEMBER, 2013	FROM JULY, 2013
842410 FIRE EXTINGUISHERS W/N CHARGED	22625	216104	20415	70023
842420 SPRAY GUNS&SIMILAR APPLIANCES	16077	43652	9355	41403
842430 STEAM,SAND BLAST,JET PROJ MACH	4906	17123		63395
842481 AGRICULTURAL OR HORTICULTURAL	2625	109941	13416	78788
842489 OTH APPL PROJ/DISPERS/SPRY LQD	2677	141614	11456	265846
842490 PART MECH APPLIANCE SPRAY ETC.	39474	157044	17764	293565
842511 PULLEY TACKLE HOISTS POWER	3926	89606	2985	28941
842519 O-PULLY/HOISTS/WINCH/CAPSTANS	5750	77701	2994	71897
842531 WINCH CAPSTAN POWER E/MOT	4768	12786	2935	5870
842539 WINCHES CAPSTAN	3189	20523	1054	33201
842541 JACKS,HOISTS-RAISING VEHICLES	3021	14545	797	2551
842542 OTH JACKS AND HOISTS HYDRAULIC	21137	84135	6873	82163
842549 OTH MECHANICAL HANDING EQUIPMT	8979	12795	752	1588
842611 OVERHEAD-TRAVELING CRAN F-SUPO	3504	83296	13520	254030
842612 MOBILE LIFTING FRAME ON TYRES	6871	32616		65711
842619 OTH O/HEAD TRAVEL/TRNSPOT CRAN	17889	92246		1572510
842620 TOWER CRANES	137772	215099		123688
842630 PORTAL OR PEDESTAL JIB CRANES		34878		
842641 O-MACHINERY SELF PROP ON TYRES	612	148532	500	3254
842649 OTH MACHINERY SELF PROPELLED	248814	307893	704	65651
842691 O-MACH DESIGED MOUNT ROAD VEH		1153		3666
842699 OTH MACHINERY NOTSELF PROPELED		10202		64222
842710 SELF PROPELL TRUCK WITH EL MOT	49799	157382	13508	121053
842720 OTHER SELF-PROPELLED TRUCKS	42154	383735	35712	298572
842790 OTH WORK TRUCK LIFT/HAND EQUIP	12761	32130	24342	48809
842810 LIFTS AND SKIP HOISTS	58101	437457	31287	190497
842820 PNEUMATIC ELEVATORS&CONVEYORS	20069	230356	569	4594
842831 ELEVATOR/CONVEYOR,UN/GROND USE		538		201
842832 OTH ELEVATOR/CONVEYOR BUKT TYP	19831	40948		20032
842833 OTH ELEVATOR/CONVEYOR BLT TYPE	130249	251398	53237	63833
842839 OTH CONT ACTELEVATOR,CONVEYOR	91735	184086	11479	195039
842840 ESCALATORS & MOVING WALKWAYS	107188	141354	10146	63051
842860 TELEFERICS CHAIR-LIFT,F/FURNIC	548	3788	1297	1719
842890 OTH MACHINERY LIFT/HANDLE ETC.	7505	196692	57313	228264
842911 TRACK LAYING BULDOZER/ANGLDOZR	387007	470080	7498	213623
842919 BULDOZRS/ANGLEDRO/TRACK LAYING	46114	147069	1660	44364
842920 GRADERS AND LEVELLERS	25726	54168	1224	51832
842930 SCRAPERS		1156		
842940 TAMPING MACHINE & ROAD ROLLERS	24670	78367	44231	120078
842951 FRONT-END SHOVEL LOADERS	71433	263305	62025	1673127
842952 MACHINERY 360 REVOLVG S/STRUTE		357	2463	2463
842959 OTH MECHANICAL SHOVALS EXCAVOR	243839	1094351	98079	920037
843010 PILE-DRIVERS /EXTRACTORS		47783		76315
843020 SNOW-PLOUGHS AND BLOWERS			6138	6138
843031 SELF-PROP COAL ROCK CUTTER		221		103
843039 OTH SELFPROP COAL/ ROCK CUTTER	3181	3347		29252
843041 OTH BORS SINK MACH SELF-PROPEL		94992	3051	18958
843049 OTH BOR/SINK MACH NOT SELFPROP	75417	4566182	108789	5571835
843050 OTH MACHINERY SELFPROPELLED	1123	52760		888
843061 TAMP COMPACT MACH NOT SELFPROP	809	6170	512	66176
843069 OTH MACHINERY NOTSELF-PROPELED	353	19681	108	15909
843110 PARTS MACHINERY HEADING 84.25	5603	17364	9790	15680

Contd.

10.11 Imports by Economic Categories (Detail)

(In Thousand Rupees)

ITEMS	NOVEMBER, 2014	FROM JULY, 2014	NOVEMBER, 2013	FROM JULY, 2013
843120 PARTS MACHINERY HEADING 84.27	5841	27009	12487	23611
843131 PARTS OF LIFT SKIPHOIST&ESCALT	20410	104959	24799	62165
843139 OTH PARTSLIFT/HANDLE/LOAD MACH	87604	393298	199601	725981
843141 BUCKETS SHOVELS GRABS & GRIPS	17391	31291	338	11845
843142 BULDOZER OR ANGLEDOZER BLADES	63	3917	13370	32600
843143 PARTS BOR/SINK MACHINERY	235698	2015523	276466	2812880
843149 PART MACH HEAD 84.26.84.29-30	169403	2223115	260897	1046405
843210 PLOUGHS	88	778		71
843221 DISC HARROWS,SCARIFIERS,CULTI	3368	3368		14403
843229 OTH HAROW SCARIFIER WEDER&HOS		237		95
843230 SEEDERS PLANERS & TRANSPLANTER		4091		456
843240 MANURE SPREADER&FERTILISER DIS			311	311
843280 OTH AGR HERTI, FORESTRY MACHRY	421	42825	17482	59150
843290 PARTS AGR HERTICULTURAL MACHIN	10317	91154	11669	88191
843311 LAWN MOVER PARKS/SPORTS GROUD		181	1164	1701
843319 OTH MOVER LAWN PARKS SPORTGOOD	96	2497	770	3440
843320 OTH MOWERS INCLUDING CUTER BAR		5026	2053	21466
843330 OTH HAYMAKING MACHINERY		4228	178	10905
843340 STRAW BALER INCL PICK-UP BALER	140	6125	1071	34088
843351 COMBINE HARVESTER-THRESHERS	33586	785067	15699	298306
843352 OTH THRESHING MACHINERY		702		
843353 ROOT/TUBER HARVESTING MACHINES			1238	1238
843359 OTH HARVESTING MACHINES	4071	31050	74	2548
843360 MACH CLEAN SORT EGG FRUT AGPRO	1670	153428	543	1125
843390 PARTS MACH CLEAN/SORT EGG ETC	13163	35875	3792	23684
843410 MILKING MACHINES	1836	9435	3286	30789
843420 DAIRY MACHINERY	31823	44169	12700	49967
843490 PART MILKING/DAIRY MACHINERY	8041	32617	7583	33389
843510 MACHINERY (PRESSES,CRUSHES)	345	5992	145	3007
843590 PART OF JUICE EXTRACTING MACHI		874	567	2505
843610 MACHRY PREP ANIMAL FEED STUFS	86826	325458	14790	77965
843621 POULTRY INCUBATORS & BROODERS	194132	311573	5230	156071
843629 OTH POULTRY KEEPING MACHINERY	111522	700343	104896	415614
843680 OTH MACHINERY		3264	4059	14080
843691 PARTS POULTRY KEEP MACH BRODER	645	59529	2301	40021
843699 OTH PART OF AGR/HORT MACHINER	6677	104275	14504	81052
843710 MACH CLEAN SORT GRAD GRAIN/VEG	75667	440827	59583	261596
843780 OTH MACHINERY	33390	454301	14034	255585
843790 PARTS MACHINE USE MILLINDUSTRY	37261	180065	24995	107536
843810 BAKERY MACH MFG MACARONI SPGTI	308053	769446	2641	205828
843820 MACH MANU CONFECTIONERY COCA	11445	388228	865	567505
843830 MACHINERY SUGAR MANUFACTURE	432	122701		57186
843850 MACH PREPARATION MEAT/POULTRY	7917	42252	2864	58845
843860 MACH PREP OF FRUITS/NUTS/VEG.	63863	117909	37057	183246
843880 OTHER MACHINERY	63120	142868	22449	201909
843890 PARTS MACH/ND MFG FOOD DRINK	43604	133905	6523	62617
843910 MACHINERY M/PULP FIBROUS MATAL		32846		1901
843920 MACHINERY MAKE PAPER P/BOARD	42059	326023	3203	147726
843930 MACHINERY FINISH PAPER P/BOARD	5818	34032	11572	30211
843991 PARTS MACHIN PULP FIBROSMATERL	1387	14857		7623
843999 OTH PARTS MACHIN PAPER P/BOAD	25245	167825	13465	74568
844010 BOOK-BIND&BOOK-SEWING MACHIN	6071	28421	2179	32917

Contd.

10.11 Imports by Economic Categories (Detail)

(In Thousand Rupees)

ITEMS	NOVEMBER, 2014	FROM JULY, 2014	NOVEMBER, 2013	FROM JULY, 2013
844090 PARTS BOOK BINDING MACHINERY	177	3132	24	815
844110 CUTTING MACHINES	16066	150244	73423	123198
844120 MACH MAKE BAGS SACKS/ENVELOP		1550	49	14547
844130 MACHI MAKE CARTONS BOX TUBEETC	2667	21312	8858	16742
844140 MACH MOULDING ARTICLE P/P,PULP	745	17221	5546	43445
844180 OTH MACH FOR MAKING P&P/BOARD	332	9931		16487
844190 PART MAC H-8441.1000,8441.4000	2679	65397	7490	30910
844230 PRINTING MACH, APATUS&EQUIPMEN	4217	21681	291	31823
844240 PARTS OF THE FOREGOING MACH	1838	5655	2551	11681
844250 PLATE ,CYLINDER/PRINT COMPONE	12937	107154	11537	62955
844311 OFF SET PRINT MACHIN REELFED	22334	47006	4549	39478
844312 SHEET FED,OFFICE TYPE S-22&36	172	6975	12206	32266
844313 OTH OFFSET PRINTING MACHINERY	44085	223230	22702	164665
844314 LETTERPRESS PRI-MACH REEL FED		5736		2545
844315 LT-PRESS P-MACH O/T R-FED,FLEX		49951		2677
844316 FLEXOGRAPHIC PRINTING MACHIN	6245	43135	7293	34423
844317 GRAVURE PRINTING MACHINERY	24706	77005	6976	50153
844319 HOT STAMPING MACHINES	142244	483210	107311	655634
844331 MACH PERFORM TWO OR MORE FUNCT	20178	61479	21799	50994
844332 PRINTER CONNECT TO AUTOMA DPM	71741	482656	67608	335500
844339 O-MACH REPRODUC ORIGINAL IMAGE	41581	177185	28898	176449
844391 PART/ACCE PRINTING MACH H-8442	45985	196414	27358	102307
844399 PARTS /ACCE OTH PRINTING MACH	74073	335682	53282	222274
844400 MAC EXTRUD CUT M-MADE TEX-MATE	88274	93687		124199
844511 CARDING MACHINES	38391	940852	297590	1683112
844512 COMBING MACHINES		49083		67932
844513 DRAWING /ROVING MACHINES	51428	528571	563331	1626699
844519 OTH MACH TEXTURE FIBRE ETC	10181	738651	198278	1479330
844520 TEXTING SPINNING MACHINES	90767	1801834	1042897	2746688
844530 TEXTILE DOUBLING OR TWIST MACH	17324	83653	49695	94753
844540 TEXTILE WINDING MACHINE	189441	1055625	643618	3055106
844590 OTH MACH, TEXTILE FIBRE	138515	640753	277580	943768
844610 WEAVING MACH FAB WD-NOT>30CM				165
844621 POWER LOOM WEAV FAB EXCED 30CM		5202		2604
844629 OTH WEAVING MACHINES(LOOMS)	48017	374181	7256	375100
844630 WEAV MACH FAB >30CM SHUTLES	448059	2714441	1209283	2600764
844711 CIRCULAR KNITTING MACHINE	4617	214353	63738	128789
844712 CIRCULAR KNIT MACH DIA>165MM	87420	180793	19731	185399
844720 FLAT KNIT MACH STITCH-BONDING	7215	84793	14261	38718
844790 OTH MACH GIMPED YARN TULE LACE	467218	2610982	418977	1221562
844811 DOBBIES JACQUARD COPY ETC MACH	21753	36453	3410	44916
844819 OTH AUXILARY MACHIN HD84.44-47	85134	777102	106827	548638
844820 PARTS&ACCESORIES MACH H-84.44	3462	28753	165982	216594
844831 CARD CLOTHING	93705	489181	95019	428373
844832 PART ACCESORY MACH TEXT FIBRE	7091	46768	14030	27604
844833 SPINDLE SPIND FLYER S/IN RING	132494	550450	150023	558159
844839 OTH PARTS&ACCESSORIES 84.45	138115	719900	153743	720958
844842 REEDS FOR LOOMS HEALDS&H/FRAM	37036	128669	26638	95936
844849 OTH PART ACCESSORIES WEAV MACH	75035	345398	71867	290097
844851 SINKERS NEEDLES & OTH ARTICLES	22116	148296	36663	174978
844859 PART ACCESSORY MACH HEAD 84.47	32724	163406	145868	267553
844900 MACH MFG FINISH NON WOVENS		40690		41278

Contd.

10.11 Imports by Economic Categories (Detail)

(In Thousand Rupees)

ITEMS	NOVEMBER, 2014	FROM JULY, 2014	NOVEMBER, 2013	FROM JULY, 2013
845011 WASHING MACH FUL-AUTO NOT>10KG	80587	250188	17549	134282
845012 O-MACH BUILT-CENTRIFUGAL DRIER	17468	45425	19260	80550
845019 O-MACH DRY LINE CAPA -NOT>10KG	6163	37884	3091	9013
845020 MACHINE DRY LINE CAP EXCE10KG		857		15709
845090 PARTS FOR H/HOLD WASH MACHINE	13834	67495	22973	75991
845110 DRY-CLEANING MACHINES	165	16804	82	300
845121 DRY MACH OF DRYLINEN CAP<10KG				179
845129 OTH DRYING MACHINES	84192	121611	58001	95293
845130 IRONING MACHINES & PRESSES	39463	55443	20998	40160
845140 WASHING BLEACH DYE MACHINES	108181	321947	217249	896924
845150 REELING UNREEL FOLDING ETC MAC	13668	64674	15264	93058
845180 OTH MACHINERY	351122	2007693	337325	1673892
845190 PARTS FOR DRY CLEAN/DYING MACH	29439	142839	17118	91567
845210 SEWING MACHINE HOUSEHOLD TYPE	1311	30438	3464	32166
845221 AUTOMATIC UNITS SEWING MACHINE	3221	72560	5521	17647
845229 OTH SWING MACHINES	306553	1084860	182375	572698
845230 SEWING MACHINE NEEDLES	6942	36508	13943	43521
845290 OTHER PARTS OF SEWING MACHINE	18197	85616	18574	88435
845310 MACH PREP,TANN HIDE,SKIN LEAT	30521	185837	18092	120055
845320 MACH MAKING/REPARING FOOTWEAR	7549	162535	2276	67251
845380 OTH MACH REPAR H-SKINS/LEATHER	4570	24777	10903	12421
845390 PARTS OF MACH TANNING,FOOTWEAR	7778	41925	11169	39427
845410 CONVERTERS	1039	1398	188	488
845420 INGOT MOULDS & LADLES	192	5304		11819
845430 CASTING MACHINES	58571	154861	37050	172780
845490 PARTS OF CONVERTERS LADLES ETC	6333	30242	6620	31373
845510 TUBE MILLS	32838	58605	59633	134311
845521 HOT/COMBIN HOT&COLD ROLING MIL	9285	202377		13847
845522 COLD, ROLLING MILLS		3398		858
845530 ROLLS FOR ROLLING MILLS	7082	176147	17728	99247
845590 OTH PARTS METAL ROLLING MILLS	11871	51673	14924	51306
845610 MACH TOOL WORKING BY LSER ETC	1584	10100	793	21409
845620 MACH OPERATED ULTRASONIC PROCE	593	751	232	232
845630 MA-TOOL OPER ELECTRO DISCHARGE	1992	14182	615	5511
845690 O-MAC TOOL FOR REMOVAL OF MAT	733	8472	78	649
845710 MACHING CENT FOR WORKING METAL	17485	183244	12126	98039
845730 MULTI-STATION TRANSFER MACH		53887		
845811 HORIZONT LATH NUMERICL CONTROL	11106	34598	4950	22066
845819 OTHER, HORIZONTAL LATHES	7424	40403	4480	62162
845891 OTH LATHES NUMERICALLY CONTROL	55634	57539	20857	25240
845899 OTH LATHES FOR REMOVING METALS	33427	89880	4667	62648
845910 WAY TYPE UNIT HEAD MACHINES	424	5491		636
845921 OTH DRILL MACH NUMERICAL CONT		11102		
845929 OTHER DRILLING MACHINES	3727	70096	11743	38284
845939 OTHER BOARING-MILLING MACHINES	99	3264		2262
845940 OTHER BORING MACHINES	38022	65245	30277	37038
845951 MILLING MACH KNEE TYPE N.CONTR	772	772		9716
845959 MILL MACH W TRAVERSER =<300MM	1919	28695	754	8697
845961 OTH MILLING MACH NUMERCAL CONT		23962		3500
845969 OTHER MILLING MACHINES	7393	88652	3422	25960
845970 OTH THREAD/TAPPING MACH	13163	43574	1012	9872
846011 F.SURFACE GRIND MACH NUM CONTR		890		1860

Contd.

10.11 Imports by Economic Categories (Detail)

(In Thousand Rupees)

ITEMS	NOVEMBER, 2014	FROM JULY, 2014	NOVEMBER, 2013	FROM JULY, 2013
846019 OTH F.SURF GRIND MAC AXIS0.01M	5267	18325	2451	8307
846021 OTH GRIND MACH NUMERICAL CONTR	13751	18631		25415
846029 OTH GRIND MACH AXIS 0.01MM	23	11041	95	2107
846031 SHARPENING MACH NUMERICAL CONTR	1507	1769		
846039 OTH SHARPENING MACH-TOOL		552		5362
846040 HONING OR LAPPING MACHINES		12337	270	7130
846090 OTHER MACHINE TOOLS	32643	50297	373	13782
846120 SHAPPING OR SLOTTING MACHINES	702	12682	7747	9593
846130 BROACHING MACHINES				475
846140 GEAR CUTTING,GRIND/FINISH MACH	6842	22611	5690	24322
846150 SAWING OR CUTTING-OFF MACHINES	11694	47754	4829	51249
846190 OTH MACH TOOL FOR METAL WORK	4134	20333	1869	7453
846210 FORGING/DIE-STAMP MACH&HAMMERS	2401	243856	1344	3497
846221 BEND,FOLD,ETC MACH NUM CONTROL	148	5355		
846229 OTH BENDING,FOLDING MACH	23872	76570	1189	20595
846231 SHEARING MACH NUMERICAL CONTR		28550	1394	1394
846239 OTH SHEARING MACH	10790	27953	4461	23609
846241 PUNCH/NOTCH MACH NUM CONTROL				226
846249 OTH PUNCHING/NOTCHING MACH	5299	82098	11658	29437
846291 HYDRAULIC PRESSES	10560	34169	20735	25714
846299 OTH PRESSES FOR WORK METAL	21980	41946	10497	42313
846310 DRAW-BENCH FOR BARS,TUBES WIRE		8146		3144
846320 THREAD ROLLING MACHINES	2182	7483	3491	4960
846330 MACHINES FOR WORKING WIRE	4050	9753		19751
846390 OTH MACH TOOL WORKING METALS	1841	6323	3671	13218
846410 SAWING MACHINES	272	13116	950	6705
846420 GRINDING OR POLISHING MACHINES	11706	32812	400	8692
846490 OTH MACH TOOL WORK STONE/CER/C	365	36983	3220	36300
846510 MACHINE FOR MECHANIC OPERATION		1777		49328
846591 SAWING MACHINES	2000	10578	100	6142
846592 PLANING,MILLING, MOULD MACH	104	5757		4194
846593 GRINDING SANDING POLISHING MAC	2807	15473	334	54656
846594 BENDING OR ASSEMBLING MACHINES	207	82316		2966
846595 DRILLING OR MORTICING MACHINES	197	2359		4409
846596 SPLITTING SLICING PARING MACH		9095		4790
846599 OTH MACH TOOL FOR WOOD CORKETC	15829	59633	2336	19247
846610 TOOL HOLDER SELF OPEN DIEHEAD	5200	19011	4942	13168
846620 WORK HOLDERS	18938	26660	1396	2503
846630 DIVIDING HEAD & ATTACH M-TOOL	105	1552	19	172
846691 OTH PART FOR MA-TOOL H.84.64		5490	1164	3409
846692 OTH PART FOR MA-TOOL H.84.65	1458	25813	8611	18465
846693 PART/ACCES MACH TOOL PLAN ETC	23648	129083	13171	38929
846694 PART/ACCES MACH TOOL FOLD ETC	11086	59453	4789	227726
846711 PNEUMATIC ROTARY TYPE TOOLS	318	3468	134	1397
846719 OTH PNEUMATIC TOOLS FOR WORK	742	23495	4725	11816
846721 DRILL W ELEC MOTOR OF ALL KIND	10336	45906	5699	28293
846722 SAWS SELF CONTAINED ELE-MOTOR	1473	5696	515	3017
846729 OTH TOOL WITH ELECTRIC MOTOR	17857	166007	12535	59505
846781 CHAIN SAWS	1419	10524	2562	4399
846789 OTH TOOL WORKING IN HAND	13668	34262	2561	11021
846791 PARTS OF CHAIN SAWS	890	2753	123	2374
846792 PARTS OF PNEUMATIC TOOLS	478	3024	1876	8740

Contd.

10.11 Imports by Economic Categories (Detail)

(In Thousand Rupees)

ITEMS	NOVEMBER, 2014	FROM JULY, 2014	NOVEMBER, 2013	FROM JULY, 2013
846799 OTH PART TOOL WOR IN THE HAND	17544	57559	967	23525
846810 HAND HELD BLOW PIPES		251		
846820 OTH GAS-OPERATED MACH APPARATU	1055	6118	4565	5692
846880 OTH MACH FOR SOLDER,BRAZING	7886	53822	1887	14367
846890 PARTS FOR SOLDERING,BRAZIN MAC	7596	14576	3370	11014
846900 TYPEWRITER;WORD PROCESS MACH		1219		238
847010 ELEC CALCULATOR,DATA REC MAC	17874	58944	12791	41624
847021 CALC. MACH W PRINT DEVICE	6	6		9
847029 OTH ELECTRO CALCULATING MACHIN	37	197	17	70
847030 OTHER CALCULATING MACHINES		105	14	419
847050 CASH REGISTERS	5115	34534	2824	20318
847090 OTH POSTAGE,TICKET ISSUE MACH	1474	11865	1626	8857
847130 PORTABLE AUTOMATIC DP MACHINE	1196661	13515332	798529	3261531
847141 OTH AUTOMATIC DATA PRO MACHINE	56527	1081609	52638	161225
847149 OTH PRESENTED IN FORM SYSTEMS	3935	150026	27637	52388
847150 PROCESSI UNIT O/T,H-8471.41,49	214027	2052043	140375	938935
847160 INPUT,OUTPUT UNIT IN S-HOUSING	98425	403607	44655	162355
847170 STORAGE UNITS	81668	439365	83496	363109
847180 OTH UNITS OF AUTO DAT PRO MACH	3216	24776	14575	56738
847190 OTH LAN,BRIDGES,HUBS EXCL SWIT	37053	384326	45851	435963
847210 DUPLICATING MACHINES	543	1397		163
847230 SORTING/FOLDING/AFFIXING MACH		298		538
847290 OTHER, OFFICE MACHINES	204663	934109	209433	782977
847310 PARTS/ACCESS OF MACH H-84.69	348	1504		915
847321 PART CALC MACH H-8470.10.21.29		127	186	451
847329 OTH PARTS OF MACH H-84.70	9301	23903	1724	12474
847330 PARTS/ACCESS OF MACHINE 84.71	134661	590834	91579	414558
847340 PARTS/ACCESS MACHINE HEAD84.72	3556	141491	16435	66352
847350 PARTS/ACCESS MAC HD84.69-84.72	80	5260	101	681
847410 SORTING/SCREENING/WASHING MACH	3271	140826	143	7591
847420 CRUSHING OR GRINDING MACHINES	62150	422085	37248	161675
847431 CONCRETE OR MORTAR MIXERS	153412	470029	62480	223846
847432 MACH FOR MIXING MINERAL&BITUME	22163	183065	748	151789
847439 OTH MACH FOR MIXING MINERALS	1234	7216		27406
847480 OTHER MACHINERY	2619	54815	3129	44252
847490 PART OF SORTING,SCREENING MACH	71806	650682	248805	629872
847510 MACH FOR MAKING ELEC LAMP/TUBE	152	152		
847529 OTH GLASS WORKING MACHINES	18555	77065		76791
847590 PARTS OF MACHINES H-NO.84.75	5636	33139	28083	97608
847621 BEVERAGE/VENDING MA W REFRIG		3996		
847629 OTH,AUTOMA BEVERG-VENDING MACH		22		1417
847681 OTH MACH HEATING/REFRIG,DEVICE		158		423
847689 OTH MACH INCL MONEY CHANG MACH		26		
847690 PARTS OF MACH HEADING 84.76	21	41		157
847710 INJECTION-MOULDING MACHINES	181483	748659	248884	1126839
847720 EXTRUDERS	29244	448011	3328	78887
847730 BLOW MOULDING MACHINES	122306	269355	70752	170164
847740 VACCUM MOLDING/THERMOFORM MACH	6054	14997	19458	31232
847751 MACH MOULD PNEUMATIC TYRE,TUBE	30133	174603		35065
847759 OTH MACH FOR MOLDING/FORMING	7386	36932	264	81008
847780 OTH MACH FOR WORKING RUB/PLAST	100774	317084	54444	854624
847790 PARTS OF MACH,WORKING RUB/PLAS	35573	211174	80892	359606

Contd.

10.11 Imports by Economic Categories (Detail)

(In Thousand Rupees)

ITEMS	NOVEMBER, 2014	FROM JULY, 2014	NOVEMBER, 2013	FROM JULY, 2013
847810 MACH FOR REPARING TOBACCO		96718	131599	638047
847890 PARTS OF MACHINES OF H-84.78	41178	159390	16932	129394
847910 MACH FOR PUBLIC WORKS,BUILDING	15405	178449	117291	405986
847920 MACH FOR EXTRACT/PREP FATS/OIL	15851	226921		21119
847930 PRESS PARTICAL/FIBRE BOARD ETC	36733	145186	4064	34554
847940 ROPE OR CABLE MAKING MACHINES		51222	3761	16388
847950 INDUSTRIAL ROBOTS(N.E.S.)	84	42628	207	291
847960 EVAPORATIVE AIR COOLERS	11038	182438	40509	65198
847979 OTH PASSENGER BOARDING BRIDGES		4869		
847981 MA FOR TREATING METAL/FLE WIRE	13923	56279	18410	23154
847982 MIX/KNEAD/CRUSH/GRIND ETC MACH	210243	2542134	129905	1569804
847989 OTH APPLI IDIVIL FUNCTIO MACH	685495	1855678	316961	1364527
847990 PART OF MA H- 8479.20.60.82.84	92510	437829	134368	608976
848010 MOULDING BOXES FOR MET FOUNDRY	2615	11867	978	8097
848020 MOULD BASES	5887	24457	4138	11741
848030 MOULDING PATTERNS	978	8839	3614	4352
848041 INJECTION OR COMPRESSION TYPES	15677	35765	4946	14939
848049 OTH, MOULDS FOR METAL/CARBIDES	15019	117040	5392	76630
848050 MOLULDS FOR GLASS	3763	57685	10540	20233
848060 MOULDS FOR MINERAL MATERIALS.	3016	20225	49426	72975
848071 INJECTION OR COMPRESSION TYPES	50957	152014	21168	436446
848079 OTH MOULDS FOR RUBBER/PLASTICS	66309	395369	333192	720230
848110 PRESSURE-REDUCING VALVES	114694	956396	346217	1712984
848120 VALVES,OLEOHYD/PNEUMATIC TRANS	344480	1159336	104798	142916
848130 CHECK (NONRETURN) VALVES	78683	416489	53407	333453
848140 SAFETY OR RELIEF VALVES	29663	321676	32630	295828
848180 OTH APPLIANCE(TAP,COCKS,VAL)	673580	2947536	837792	3233687
848190 PARTS OF APPLICANCE H-NO.84.81	62341	456736	91032	522604
848210 BALL BEARINGS.	308269	1640419	296481	1228158
848220 TAPERD ROLLER BEARING INC CONE	64290	298661	55121	265075
848230 SPHERICAL ROLLER BEARINGS	34821	162739	38071	164121
848240 NEEDLE ROLLER BEARINGS	5067	32982	8647	28156
848250 OTH CYCLINRICAL ROLLER BEARING	11035	96445	28298	83192
848280 OTH COMBINED BALL/ROLLER BEAR	41636	194557	27767	184527
848291 BALLS, NEEDLES/ROLLERS PARTS	13375	78687	15835	63306
848299 OTH PARTS OF BALL/ROLLER BEAR	27357	122233	21000	94443
848310 TRANSMISSION/CRANKS/SHAFTS.CAM	396436	1222876	282274	904012
848320 BEARING HOUSING-BALL/ROLR BEAR	11365	49781	21032	56028
848330 BEARING HOUSING NOT INCOR BEAR	282604	905569	171712	628222
848340 GEAR,CHAIN SPOK,GEAR BOXES ETC	174634	995809	223670	619323
848350 FLYWHEL/PULEY INCL PULEY BLOCK	8211	51847	20691	55923
848360 CLUTCHES AND SHAFT COUPLING	72225	293708	40840	217547
848390 PARTS OF HEADING 84.83	57793	287535	26617	159707
848410 GASKET&SIMILAR JOINT OF MATALS	45363	321876	82311	340108
848420 MECHANICAL SEALS	44648	266518	21748	160319
848490 OTH GASKET&SIMI JOINT DISSIMIL	33525	310966	103427	1074884
848610 MACH FOR MANUF BOULES / WAFERS		10		4474
848620 MAC FOR MANUF S-COND,I-CIRCUIT		21824	4163	4183
848630 MACH FOR MANUF FLAT PANEL DISP		44		
848640 MACH FOR MANU OF I-CIRCUIT,NES			46726	46726
848690 PARTS&ACCE OF MACH MANU S-COND	8757	9894	70	175
848710 SHIPS/BOATS,PROPELLERS&BLADES		10792	212	560

Contd.

10.11 Imports by Economic Categories (Detail)

(In Thousand Rupees)

ITEMS	NOVEMBER, 2014	FROM JULY, 2014	NOVEMBER, 2013	FROM JULY, 2013
848790 O-PARTS&ACCE NOT CON ELE-CONNE	22256	116276	35377	143614
850110 ELEC MOTOR OUTPUT NOT>37.5.WAT	30636	208361	28200	219595
850120 UNIVERSAL AC/DC MOTOR >37.5 W	17516	110456	20154	53294
850131 OTH DC MOTOR/GEN 0-P=750 WATT	12452	86977	9967	56821
850132 O-DC MOTOR/GEN 0-P-750W-75KW	9960	86312	3765	33700
850133 OTH DC MOTO/GEN 0-P-75KW-375KW	35560	63041	10872	16959
850134 OTH DC MOTOR/GEN OUTPUT >375KW	16977	95991		4083
850140 OTH AC MOTORS,SINGLE-PHASE	44067	383396	84921	324251
850151 OTHER AC MOTORS MULTI-PHASE	15176	129416	19027	78048
850152 AC MOTORS,OUTPUT-750W-75KW	126639	942909	145843	634972
850153 AC MOTORS,OUTPUT>75KW	31864	366156	56155	180762
850161 AC GENERATORS OUTPUT NOT>75KVA	21406	222818	19072	187948
850162 AC GENERATORS OUTPUT-75-375KVA	13220	47066	11752	60687
850163 AC GENERATOR 0-P-375KVA-750KVA	1083	10535	8993	19806
850164 AC GENERATORS OUTPUT >750 KVA	1340800	1377456	19513	98683
850211 EL GNERATOR (DIESEL)0-P>75 KVA	246564	1461836	181688	1091137
850212 GENER SET(DIESEL)OP- 75-375KVA	127816	745282	119319	785459
850213 GENER SET(DIES ENG)OP>375KVA	555610	4894038	746789	4366299
850220 GENER SET(SP-ING ENG)OP>375KVA	293414	2218616	453901	2347024
850231 GENERATING SETS,WIND POWERED		156096		2640541
850239 OTHER GENERATING SETS	403972	5993693	87902	856697
850240 ELECTRIC ROTARY CONVERTERS.		365		233
850300 PARTS FOR MACHIN H-85.01/85.02	456375	2029118	163100	499319
850410 BALLAST FOR DISCHARG LAMP/TUBE	8536	67064	1806	44045
850421 LIQUID DIELECRICT FORMERS	177	6675	1003	413892
850422 LIQ D-E T/FORMER-650-10000KVA		23833	6886	16600
850423 LIQ DI-ELE T/FORMER >10000KVA		134714	293745	293745
850431 OTH TRANSFORMER-PHC-NOT>1 KVA	60654	327169	43725	337271
850432 OTH TRANSFORMER-PHC-1KVA-16KVA	4925	58053	3301	414876
850433 OTH TRANSFORMER-PHC-16-500KVA	23480	188104	8911	70847
850434 OTH TRANSFORMER-PHC>500 KVA	162044	1209818		564322
850440 STATIC CONVERTERS	470723	4006670	352153	1901574
850450 OTHER INDUCTORS	34505	131468	61247	201825
850490 PARTS ELEC POWER MACH H-8504	72417	537131	94465	319919
850511 PERMANENT MAGNETS AND ARTICLES	7741	29104	8134	11539
850519 OTH PERMANENT MAGNETS&ARTICLES	7173	56725	9309	41964
850520 EL-MAGNET COUPLING,CLUTCH ETC	8817	21620	5341	21284
850590 OTH EL-MAGNET INC/PART HD85.05	3027	123169	4243	34293
850610 MANGANESE DIOXIDE P/CELL&BATT	87973	363918	75977	338876
850640 SILVER OXIDE P/CELL&BATTERIES				917
850650 LITHIUM PRIMARY CELL&BATTERIES	29488	160671	22600	97803
850660 AIR ZINC PRIMARY CELL&BATTRIES	1611	1869	22113	23212
850680 OTHER PRIMARY CELL&BATTERIES	34180	173278	8163	110755
850690 PARTS OF PRIMARY CELL&BATTEIES	2277	24695	1495	6237
850710 LEAD-ACID ACCUMULATOR(STARTNG)	4272	28783	6997	29723
850720 OTHER LEAD-ACID ACCUMULATORS	623113	3354484	185973	1893497
850730 NICKEL-CADMIUM ACCUMULATORS	7346	10658	177	9112
850750 BATTRIES NICKEL-METAL HYDRIDE	75	718	202	207
850760 BATTRIES LITHIUM-ION	5592	10498	254	1861
850780 OTHER ACCUMULATORS	12007	93714	23681	71516
850790 PARTS EL-ACCMOLATOR INCL SEPR	26096	174737	49877	179678
850811 VACUM CLEANER SE-CONTA E-MOTOR	274	17789	1912	18578

Contd.

10.11 Imports by Economic Categories (Detail)

(In Thousand Rupees)

ITEMS	NOVEMBER, 2014	FROM JULY, 2014	NOVEMBER, 2013	FROM JULY, 2013
850819 OTH VACUUM CLEANERS SELF MOTOR	6260	16650	2099	10050
850860 OTHER VACUUM CLEANERS	1995	4656	2585	4163
850870 PARTS OF VACCUM CLEARERS	1966	2774	136	381
850940 FOOD GRINDER/MIXERS&JUICE EXT	83534	361712	61674	251556
850980 OTH DOMESTIC APPLIANC	67699	109273	7978	41971
850990 PARTS DOMESTIC APPLIAN	20150	96388	18711	74155
851010 SHAVERS SELF CONTAINED EL-MOTO	9320	21451	4395	16002
851020 HAIR CLIPPERS SELF CON EL-MOTO	4969	22449	934	9424
851030 HAIR-REMOVING APPLIANCES	2499	43655	4842	7368
851090 PART OF SHAVER/CLIPPER/REMOVER	150	8643		114
851110 SPARKING PLUGS	83479	395565	87992	356263
851120 IGNITION/DYNAMOS MAG-FLYWHEELS	6854	35777	7784	46833
851130 DISTRIBUTORS;IGNITION COILS	28650	108018	8523	84790
851140 STARTERS MOTORS/DUEL PUR GENER	5087	69316	19404	40241
851150 OTHER GENERATORS	646	34011	1207	13397
851180 OTH EL-IGNITION/START EQUIP	2240	8764	2585	11827
851190 PARTS OF THE HEADING NO.85.11	88158	423384	49045	155236
851210 LIGHTS SIG EQUIP BICYCLE USED	187	1510		371
851220 OTH LIGHTING SIG EQUIPMENT	251986	548407	35329	404077
851230 SOUND SIGNALLING EQUIPMENT	13293	53848	7790	27791
851240 WINDSCREEN WIPER,DEFROST/DEMIS	4144	12606	2976	11151
851310 PORTABLE ELECTRIC LAMPS	144689	476760	98328	287732
851390 PARTS(OF THE HEADING NO.85.12)	3066	3499	741	1916
851410 RESISTANCE HEATED FURNACE/OVEN	67	1978	65	3000
851420 INDUCTION/DIELECTRIC FUR/OVENS		21272		24693
851430 OTHER FURNACES AND OVENS	7387	121591	13673	66804
851440 OTH IND/DI-EL HEATING EQUIPMNT	4181	15514	5034	10567
851490 PARTS(OF HEADING NO.85.14)	8794	38249	2450	23396
851511 SOLDERING IRONS AND GUNS	12187	28668	2657	9072
851519 OTH BRAZING/SOLDER IRONS&GUNS	2691	24634	1799	6482
851521 MACHINES,RES WELDING OF METAL		4218	397	1456
851529 OTH MACH RES WELDING OF METAL	55323	76110	20592	47479
851531 MACH ARC WELDING METAL F/AUTO	1055	7743	7546	12029
851539 OTH MACH/APP ARC WELDING METAL	12351	70492	19053	120201
851580 OTH MACH/APP HOT SPRAYING METL	4808	60443	23731	140312
851590 PARTS(OF HEADING NO.85.15)	9517	62140	10426	97613
851610 ELE INSTANEOUS/IMERSION HEATER	5446	32511	1610	6358
851621 STORAGE HEATING RADIATORS	2555	5864	157	1033
851629 OTH ELE SPACE/SOIL HEATNG APPA	47556	409724	39934	84423
851631 HAIR DRYERS	4851	24694	12841	32650
851632 OTHER HAIR DRESSING APPARATUS	3833	20905	3065	9264
851633 HAND DRYING APPARATUS	942	3526	61	1359
851640 ELECTRIC SMOOTHING IRONS	3112	51092	4096	58708
851650 MICROWAVE OVENS	23373	97905	22992	92114
851660 OTH OVEN/COOKER/GRILL/ROASTERS	28890	85937	13847	62477
851671 ELECTRIC COFFEE OR TEA MAKERS	10396	42607	4153	20084
851672 ELECTRIC TOASTERS	18314	89974	5560	36588
851679 OTH ELECTRIC-THERMIC APPLIANCE	8869	62835	8564	74871
851680 ELECTRIC HEATING RESISTORS	25997	70656	7971	46330
851690 PARTS EL-THERMIC APP H-85.16	129246	508283	93745	381799
851711 LINE TELEPHONE CORDLESS H-SETS	11936	35167	1166	7387
851712 TELEPHONE FOR CELLULAR NETWORK	5933979	28623952	5268694	27952156

Contd.

10.11 Imports by Economic Categories (Detail)

(In Thousand Rupees)

ITEMS	NOVEMBER, 2014	FROM JULY, 2014	NOVEMBER, 2013	FROM JULY, 2013
851718 OTHER TELEPHONES	5012	50756	6438	27600
851761 BASE STATIONS FOR WIRELESS N-W	494677	2033224	2388936	4515423
851762 MACH FOR RECEPTION VOICE/IMAGE	3228144	14067661	723104	7812660
851769 OTHER APPARATUS	812429	8812401	733377	6067625
851770 PARTS FOR TELEPHONES/WIRELESS	758727	5421241	1174924	4350823
851810 MICROPHONES AND STANDS THEREOF	8819	24842	1851	15159
851821 SINGLE L/SP MOUNTED IN ENCLOUR	17583	76553	12809	45107
851822 MULTIPLE L/SP MOUNTED IN ENCL	27092	144756	38553	130781
851829 OTH L/SP NOT MOUNTED IN ENCL	41943	162657	34519	88867
851830 HEAD/EAR/MICRO PHONE SPEAK SET	41760	193945	26238	70327
851840 AUDIO FREQUENCY ELEC.AMPLIFIER	5145	32528	4021	20945
851850 ELECTRIC SOUND AMPLIFIER SETS	3628	20825	1056	6702
851890 PARTS & ACCESSORIES HEAD 85.18	5029	95881	2162	14616
851920 APPA OPERATED BY COINS,BANKNOT			4	4
851930 TURNTABLES (RECORD-DECKS)		8		35
851981 O-APPA USING MAG/OPTICAL MEDIA		371	380	1279
851989 OTH COMPACT DISK PLAYERS	790	13352	5116	15919
852110 MAGNETIC TAPE TYPE	770	9581	6358	17615
852190 OTH VIDEO REC/REPRODUCING APP	17634	71427	10221	56886
852210 PICK UP CARTRIDGES		6		1265
852380 DATA/SOUND RECORDED AUTO.DPM	38292	4260201	147489	530251
852550 TRANSMISSION APPA FOR RADIO/TV	24475	76105	4760	40619
852560 TRANSMISSION APPARATUS	22865	117727	43605	198081
852580 TV CAMERAS,DIGI/VIDEO CAMERA-R	49215	206462	33218	160127
852610 RADAR APPARATUS	18125	18125		5243
852691 RADIO NAVIGATIONAL AID APPARAT	9771	153670	13373	57259
852692 RADIO REMOTE CONTROL APPARATUS	5758	7096		8
852712 POCKETSIZE RADIOCASSETTE PLAYER	64	1441	282	1994
852713 OTH APPA COMB W/SOUND REC/PRO			147	743
852719 OTH RECORDING/REPRODUCING APPA	4500	14624	4128	17015
852721 OTH RADIO BRO-RECEIVER FOR VEH	4786	22421	1474	4186
852729 OTH SOUND REC/REPRO APPA VEH	171626	255107	1426	10480
852791 OTH APPA COMB W/SOUND REC/PRO		298	1426	1467
852792 APPA NOT COMB W-S-RECOR/REPROD		71		
852799 MODEMS FOR SUND RECOD APPA		942	4297	14451
852841 MONITORS AUTOM DATA PRO SYSTEM	964	134631	11485	38145
852849 OTH CATHODE-RAY TUBE MONITORS	259	3569	2386	5090
852851 OTH MONITOR DATA PROCESSING SY	214025	887716	152929	759057
852859 OTHER MONITORS	4973	16970	2230	14543
852861 PROJECTOR FOR AUTO- DPS-H8471	19341	109681	10807	55913
852869 MULTIMEDIA PROJECTOR-FOR DP-SY	674	2073	432	2538
852871 RECEPTION APPA FOR TV	24693	96365	7850	54270
852872 OTH COLOUR TV SETS	173101	515218	13427	71594
852910 AERIALS/REFLECTORS ALL KINDS	57685	213483	8743	72570
852990 OTH PARTS/APP H-85.25-85.28	471077	2425316	837079	2829089
853010 EL-SIGNAL EQP RAILWAY/TRAMWAY		2945	124394	204399
853080 OTH SIGNAL EQP EL TRAFIC CONT	12413	68786	1156	61921
853090 PARTS OF EQP HEAD 85.30	583	1990		14875
853110 BURGLAR/FIRE ALARMS/SIMIL APPT	16199	230467	7753	61641
853120 INDICATOR PANEL INCORP LCD/LED	18961	88748	15138	49956
853180 OTHER APPARATUS	2381	41195	11592	62762
853190 PARTS ELEC SOUND/VIS SIG APPT	3784	77839	5416	8052109

Contd.

10.11 Imports by Economic Categories (Detail)

(In Thousand Rupees)

ITEMS	NOVEMBER, 2014	FROM JULY, 2014	NOVEMBER, 2013	FROM JULY, 2013
853210 FIX CAPACITO 50/60HZ CAP.5KVAR	179890	291408	18860	50047
853221 OTHER FIXED CAPACITOR		966	11	318
853222 ALUMINIUM ELECROLYTIC FIX CAP	6481	8808	49	1636
853223 CERAMIC DIELEC,SIN-LYR FIX CAP	397	3937	89	1313
853224 CERAMIC DIELEC MUL-LYR FIX CAP	1997	8328	1403	5720
853225 DIELECTRIC PAPER PLAS FIX CAP		2719		928
853229 OTHER FIXED CAPACITORS	23087	111162	12266	64419
853230 VARIABLE/ADJUSTABLE CAPACITORS	1733	6899	1328	3956
853290 PARTS OF ELECTRICAL CAPACITORS	3491	12690	2358	13947
853310 FIXED CARBON RES COMP/FILMTYPE	6811	28969	1791	7649
853321 OTH FIXED RES CAPACITY < 20 W	128	1774	244	4912
853329 OTHER FIXED RESISTORS	8126	56632	11927	32671
853331 W/WOUND RESISTOR- RHEO&POTEN	2440	10323	1139	6663
853339 OTH W/WOUND VARIABLE RESISTORS	1966	8136	6803	18294
853340 OTH VAR RES INCL REHEOSTATS	18538	50167	2429	13941
853390 PARTS FOR ELECTRICAL RESISTERS	679	3898	471	3586
853400 PRINTED CIRCUITS	88687	406014	74213	335317
853510 FUSES FOR VOLTAGE >1000 VOTTS	3661	24559	4533	17872
853521 AUTOMA C-BRAKER VOT <72.5 KV	76349	354570	46431	207511
853529 OTH AUTOMATIC CIRCUIT BRAKER	53934	168226	2983	528946
853530 ISOLATING/MAKE-AND-BREAK SWIT	11675	78902	23320	108634
853540 LIGHT ARRESTER,VOL LIMITER ETC	65646	96401	3178	19750
853590 ELEC APP SWITCHING CIR>1000VOL	46980	256583	124318	1372170
853610 FUSES FOR VOLTAGE <1000 VOLTS	9158	37249	6031	21955
853620 AUTOMATIC CIR BREAKER	119384	916254	180433	752135
853630 OTH APP PROTECTING ELEC CIRCUL	2578	28739	755	13041
853641 RELAYS FOR VOLTAGE	6679	135127	5780	49339
853649 OTHER, RELAYS	68384	377278	118523	460847
853650 OTHER SWITCHCES	90429	390402	83641	295943
853661 LAMP HOLDERS	7613	38522	3818	20163
853669 OTHER,PLUGS AND SOCKETS	60290	365405	64170	277230
853670 CONNECTORS FOR OPTICALFIBRES	4825	17414	3766	14135
853690 OTH ELECTRICAL APPARATUS	103283	543923	149248	458491
853710 BOARD,PANEC ETC VOLTAGE-1000V	425127	2217311	73938	1337220
853720 BODIES,CONSOLE ETC VOLT>1000V	44362	456359	23606	543037
853810 BOARD,PANELS GOODS HEAD 85.37	33862	179304	26356	207015
853890 OTH PARTS SUITABLE GOOD H85.37	213718	1104640	239866	820593
853910 SEALED BEAM LAMP UNITS	10203	42074	6017	35281
853921 TUNGSTEN HALOGEN LAMPS	25755	98801	41740	94271
853922 OTH LAMPS 200W FOR VOLT>100V	8315	39307	18207	55796
853929 OTH FILAMENT LAMPS EXCL U-VIOL	48026	190938	63382	168479
853931 DISCHARGE LAMP O/TAN U-V-LAMP	17731	50448	4031	33716
853932 MERCURY OR SODIUM VAPOUR LAMPS	4829	19888	1073	7574
853939 OTH DISCHARGE LAMPS,O/TH ULTRA	781844	3730644	1243044	4782997
853941 ARC-LAMPS (ELECTRIC)	248	1881		1052
853949 OTH ULTRA-VOILET/INFRA-REDLAMP	2127	8959	11287	19842
853990 PARTS ELECTRIC FILAMENT/D-LAMP	43090	169423	37700	115399
854011 CATHODE-RAY TV PICTURE TUBES	9382	40731	14996	55953
854040 DATA GRAP DISPL TUBE,COLO/MONO		108		
854060 OTHER CATHODE-RAY TUBES				62
854071 MAGNETRONS	38402	139417	26384	116541
854079 OTH,MICROWAVE TUBE,CARCINOTR	129	793		

Contd.

10.11 Imports by Economic Categories (Detail)

(In Thousand Rupees)

ITEMS	NOVEMBER, 2014	FROM JULY, 2014	NOVEMBER, 2013	FROM JULY, 2013
854081 OTHER VALVES AND TUBES:		22		
854089 OTHER VALVES ANA TUBES,N.S.	451	4024	400	2609
854099 OTH PARTS OF HEADING NO.85.40				170
854110 DIODES,OTH THAN PHOTSENSITIVE	8655	70917	7121	33004
854121 TRANSISTOR O/THAN PHOTSENSITV	342	13238	418	6742
854129 OTH TRANSISTOR O/TH PHOTSEEN	4185	29252	12465	46633
854130 THYRISTORS DIACS AND TRIACS	517	13526	3747	9665
854140 PHOTSENSITIV SEMICONDUCTOR DE	659873	8120687	730803	4045944
854150 OTH SEMICONDUCTOR DEVICES	6790	29541	15061	66273
854160 MOUNTED PIEZO-ELECTRIC CRYSTAL	1321	4922	189	2506
854190 PARTS OF APPARATUS OF H-85.41	1356	35932	10334	24145
854231 ELECTRONIC INTEGRATED CIRCUIT	27785	147055	49781	244004
854232 MEMORIES	7999	21941	107	6263
854233 AMPLIFIERS	1185	6803	600	7107
854239 OTH ELECTRO INTEGRATED CIRCUIT	81212	267529	23278	125782
854290 PARTS OF ELEC INTIGRAT CIRCUIT	462	25528	7847	16796
854310 PARTICLES ACCELERATORS		3748		
854320 SIGNAL GENERATORS	3121	12222	1054	14142
854330 MACH APPA EL-PLATNG ELECTROLYS	2274	53898	597	6071
854370 OTHER MACHINE/APPARATUS	292571	1425352	103753	530320
854390 PARTS OF THE APPARATUS H-85,43	64104	138843	14723	50155
854411 WINDING WIRE OF COPPER	18124	66414	46322	87297
854419 OTHER WINDING WIRE OF COPPER	53840	336202	94017	202883
854420 CO-AXIAL CABLE & CONDUCTORS	103644	328659	15974	195836
854430 IGNITION & OTHER WRITING SETS	35205	192619	2949	29189
854442 COMPUTER LEADS WITH CONNECTOR	228580	1308938	159205	886932
854449 OTH ELECTRIC CONDUCTOR N>1000V	227409	3293866	237656	1631514
854460 OTH EL CON FOR VOLTAGE >1000V	53548	506169	78329	646692
854470 OPTICAL FIBRE CABLES	995	116163	54053	152245
854511 ELECTRODES USED IN FURNACES	13453	53964	4298	11162
854519 OTHER ELECTRODES	100	11681	254	1200
854520 CARBON BRUSHES	3488	24739	3207	22857
854590 OTH LAMP/BATTERY CARBON,GRAPIT	4554	15409	3043	18082
854610 EELECTRICAL INSULATOR OF GLASS	1873	1873		2560
854620 EELECTRICAL INSULATOR CERAMICS	3589	23745	112309	185716
854690 OTH ELE INSU OTH THN GLAS,CERA	8633	54895	8389	53541
854710 INSULATING FITTINGS OF CERMIC		129	88	113
854720 INSULATING FITTINGS OF PLASTIC	91	2954	62	2187
854790 OTH INSULATIN FITT PLAS/CERMIC	200414	486475	10870	24206
854810 WAST/SCRP PRI BATRY,CEL,ACCUMU	615	627	6926	201461
854890 OTH,PARTS ELE MACHINE/APP NES	234	1349	11	3322
860110 RAIL LOCOMO POWERED ELECTRICIT				44
860210 DIESEL ELECTRIC LOCOMOTIVES	87375	4094764		
860390 OTH,RAILWAY OR TRAMWAY COACHES	3045	3045		
860400 RAIL/TRAMWAY MAINTENANCE VEHIC				26373
860719 OTH INCL PARTS AXELS/WHEEL	198	277737	20460	32563
860721 AIR BRAKES AND PARTS THEREOF	724	9537		
860729 OTH BRAKES LOCOMO&PATS THEREOF	70	21906	330	1514
860730 HOOKS,COUPLIN DEVICES,BUFFERS	13	5245		3235
860791 OTHER PARTS OF LOCOMOTIVES	102100	4218982	276189	547172
860799 OTH RAILWAY LOCOMOT STOCK PART		42627	462	5063
860800 RAIL/TRAMWAY TRACK FIXTURES	13156	28131	94085	103112

Contd.

10.11 Imports by Economic Categories (Detail)

(In Thousand Rupees)

ITEMS	NOVEMBER, 2014	FROM JULY, 2014	NOVEMBER, 2013	FROM JULY, 2013
860900 CONTAINERS SPECIL DESI,EQUIPPED	2983	40483	33575	145364
870110 PEDESTRAIN CONTROLLED TRACTORS				448
870120 ROAD TRACTORS FOR SEMI-TRAILER	346397	2265296	197099	715634
870190 COMP AG-TRACTORS-ANY KIT FORM	113751	1155620	859725	1480700
870210 M.VEH 10 OR >PERSON DIESEL ENG	272642	1536685	258823	1892823
870290 COMP O-M-VEH 10PER&DERIVER AKF	29013	256033	200583	463654
870310 M-CAR FOR TRAVEL ON SNOW/GOLF	4457	6665	871	1454
870321 MOTOR VEH CYLNDER CAP-1000CC	2436753	12569264	2317420	9212097
870322 OTH CAR CY CAP>1000CC - 1500CC	1752946	9436931	1581447	7547576
870323 OTH VEH CYL CAP 1500 - 3000CC	1690904	7934860	1125300	5892643
870324 OTH VEH CYL CAPACITY>3000CC	351807	1465438	306226	1386267
870331 OTH VEH(DIESEL ENG)CYL-C-1500CC	119633	121279	1429	58409
870332 VEH(DIESEL ENG)CY-1500 -2500CC	78815	89957	6774	56329
870333 OTH VEH(DIESEL ENG)CAP>2500CC	92598	224643	35404	5088094
870390 OTH M-CAR/M-VEH FOR PERSONS		51221	3111	58744
870410 DUMPERS DESIGN FOR OFF-HIGHWAY	12714	157983	28767	583796
870421 OTH VEH(DIESEL ENG)NOT>5TONNES	239257	2571835	322459	2500651
870422 OTH VEH(DIESEL ENG)GVW-5-20TON	322781	1756419	684899	1107858
870423 OTH VEH(DIESEL)GVW >20 TONNES	49103	211540	41339	143854
870431 OT VEH SPARK-IGNITION NOT>5TON	162442	1647835	289264	1376940
870510 CRANE LORRIES	1481	179712	21476	35418
870530 FIRE FIGHTING VEHICLES				53237
870540 CONCRETE-MIXER LORRIES	21356	37882	140154	289929
870590 OTH SPECIAL PURPOSE MOTOR VEHL	144749	746456	183666	555649
870710 BODIES/CABS FOR VEH-H-87.03	1128	4382	1435	4637
870790 BODIES OF VEH-H-87042190&.3190	14901	70455	6541	46886
870810 BUMPERS AND PARTS THEREOF	10865	48003	6979	30067
870821 OTH PART ACCE OF BODIES,SEATS	4896	77797	9912	32525
870829 OTH PART ACCE OF BODIES,CABS	540564	2131111	544202	3005016
870830 BRAKES&SERVO-BRAKES,PARTS VEH	41810	194444	20832	111540
870840 GEAR BOXES AND PARTS THEREOF	7841	365730	143229	159111
870850 DRIVE-AXLES WITH DIFFERENTIAL	23191	122849	27018	83967
870870 ROAD WHEELS&PARTS&ACCESSO	32418	194861	18739	68848
870880 SUSPENSION SYS,SHOCK-ABSORBERS	175709	654253	62057	276406
870891 RADIATORS & PARTS THEREOF VEH	12522	93161	12144	54666
870892 SILENCERS&EXHAUST PIPES,PARTS	7	1662	1683	3252
870893 CLUTCHES AND PARTS THEREOF	13356	204022	12560	53171
870894 STEERING WHEELS,CLUMNS,BOXES	66669	187852	134243	298486
870895 SAFETY AIRBAGS INFLATER SYSTEM		231		
870899 OTH PARTS FOR VEHICLES H-8701	350372	1777413	227450	1833486
870911 WORK TRUCKS SELF-PROPEL ELECTR	286	1653		
870919 OTH WORK TRUCK SELF PRO N-FITT		134367		
871000 TANKS,OTH ARMOUD FITGHING VEH	14139	14139		
871110 MOTORCYCLE CYL CAP-NOT>50CC	60	1903		151
871120 M-CYCLE CYL CAPACITY- 50-250CC	704634	3554845	698727	2587027
871130 M-CYCLE CYL CAPACITY-250-500CC	850	5024		78490
871140 M-CYCLE CYL CAP-500-800CC		7047	5770	20726
871150 M-CYCLE CYL CAP EXCEEDIN-800CC	404	34910		5127
871190 OTH M-CYCLE(INCLUDING MOPEDS)	61407	344596	74056	367371
871200 BICYCLES,OTH DELIVERY TRICYCL	24196	176936	59462	138650
871310 INVALID CARRIAG NOT MECH PROPL	16240	77719	25213	48261
871390 OTH INVALID CARRIAG MOTORIZED	68	2640	25	737

Contd.

10.11 Imports by Economic Categories (Detail)

(In Thousand Rupees)

ITEMS	NOVEMBER, 2014	FROM JULY, 2014	NOVEMBER, 2013	FROM JULY, 2013
871410 SADDLES OF MOTORCYCLES,MOPEDS	452684	2321764	352553	2107131
871420 PART ACCE INVALID CARRIAGES	51	167	374	479
871491 FRAMES,FORKS & PARTS THEREOF	548	1413	772	1617
871492 WHEEL RIMS AND SPOKES	144	4349		1600
871493 HUBS,COAST BRAK HUB,FREE WHEL	6404	59050	2663	19869
871494 BRAK,COAST BRAK HUB,HUB BRAK	807	7931	644	4251
871495 OTHER, SADDLES	1583	18054	2202	10620
871496 PEDALS,CRANK-GEAR,& PARTS THOF		2363	38	3870
871500 BABY CARRIAGES & PARTS THEREOF	2535	25845	3898	13151
871610 TRAILER,SEMI-TRALER CARVN TYPE				5703
871620 SELF LOADING/UNLODING TRAL AGR	41	927		
871631 TAKER/SEMI TANKER TRAILERS	1417	1417		40605
871639 OTH TRAILER,SEMI TRAI FOR GOOD		58165		14778
871640 OTH TRAILERS & SEMI-TRAILERS	725	3404		2531
871680 OTH VEH NOT MECHANICALLY PROPL	5478	42810	4230	38198
871690 PARTS,TRAILER SEMI-TRAI H87.16	6162	40933	11620	24820
880100 GLIDERS AND HANG GLIDERS		1254	756	756
880212 HALICOPTER UNLADN WT>2000 KG		9276		
880220 AEROPLAN UNLADEN WT NOT>2000KG	35780	35780		
880230 AEROPLAN UNLADN W-2000-15000KG		15669		
880240 AEROPLAN UNLADN WT >15000KG	17331	8641346	54407	212828
880310 PROPELLERS,ROTORS & PATS THROF	73	382	33	7783
880320 UNDER CARRIAGES/PARTS THEREOF		670	1981	2726
880330 OTH PARTS OF AEROPLANE/HELICOP	180411	628092	167767	722934
880400 PARACHUTES AND ROTOCHUTES,PART		110		
880521 AIR COMBAT SIMULATORS & PARTS		10199		7066
880529 OTH GROUND FLYING TRAINER PART	4101	4535	60	4430
890190 OTH VESSELS FOR PERSONS/GOODS		182836		
890310 INFLATABE YATCHS,VESL PLE/SPO	225	294		188
890391 SAILBOATS,WITH/W-OUT AUX-MOTOR		792	1856	1856
890392 MOTORBOAT,O/THN OUTBOARD M-BO		10313		
890399 OTH INFLTABLE YATCHTS		4992		376
890510 DREDGERS		1010559		
890590 OTH LIGHT VESSELS,FLO-CRANES		12858		
890790 OTH FLOATING STRUCTURES,TANKS	770	4752		5748
900490 OTH SPECT,GOGGLE&THE LIKE CORR	3693	19755	2350	20236
900510 BINOCULARS	151	2721	236	3676
900580 OTH ASTRONOMICAL INSTRUMENTS	1508	3177		1484
900699 O-PART,AC P-GRAPHIC F-LIGH APP	27	296	38	477
900720 CINEMATOGRAPH PROJECTOR.S-R/RE	2132	8256		5827
900791 PAR,ACC-CINEMATOGRAPHIC CAMERA		276	31	47
900792 PART,ACCE-CINEMATOGR PROJECTOR	72	1320	369	2887
900850 PROJECTORS,ENLARGERS&REDUCERS	572	677	627	3067
900890 PARTS/ACCE OF IMAGE PROJECTORS		578		406
901010 APPA,EQUI AUTOMATC DEVELO FILM	7002	33130	4969	32456
901050 OTH APP EQU PHO-GRAPHIC LAB	1997	53496	14425	17941
901060 PROJECTION SCREENS	9728	21946	105	8555
901090 PART ACCE OF APP/EUIP H-90.10	197	7072	84	4687
901110 STEREOSCOPIIC MICROSCOPES		411	131	538
901120 OTH MICROSCOPE P-MICROGRAPHY		211		6416
901180 OTHER MICROSCOPES	7247	48641	12998	102325
901190 PART,ACCE OF OPTCAL MICROSCOPE	117	3275	64	45533

Contd.

10.11 Imports by Economic Categories (Detail)

(In Thousand Rupees)

ITEMS	NOVEMBER, 2014	FROM JULY, 2014	NOVEMBER, 2013	FROM JULY, 2013
901210 M-SCOPE O/THN OPTIC M-SCOP APP	97	11891		61
901290 PART,ACC M-SCOPE O/THN OPTICAL		1717	417	701
901310 TELESCOPIC SIGHTS FITT TO ARMS	5911	5917		50
901320 LASERS OTHER THAN LASER DIODS	623	3901	4205	4802
901380 OTH DEVICES APPLI&INSTRUMENTS	7247	79182	14597	99923
901390 PARTS,ACCE OF SUB GROUP-90.13	641	31827		5828
901410 DIRECTION FINDING COMPASSES	98	311		
901420 INST/APPLI AERONAUTIC NAVIGATO	10476	10476	282	531
901480 OTH INS/APPLI(NAVIGATIONAL)	1596	10739		127
901490 PART,ACCE OF SUB GROUP OF90.14	1619	1629		1079
901510 RANGEFINDERS	140	897	32	4530
901520 THEODOLITES AND TACHEOMETERS	4415	8285	3765	4976
901530 SURVEYING LEVELS	618	9679	2775	7203
901580 OTH INS AND APPLIANC-SURVEYING	94231	1323066	280045	1479783
901590 PARTS&ACCE OF SURVEYING INSTRU	35180	381312	270392	371607
901600 BALANCE SENSITIVITY 5CG/BETTER	13605	21982	3378	17200
901710 DRAFTING TABLE MACH W/NOT AUTO	2895	17384	1532	7496
901720 O-DRAWING MARK/MATH CALC INSTR	2012	13553	7138	16065
901730 MICROMETERS/CALLIPERS & GUAGES	3121	13340	4433	15243
901780 OTHER INSTRUMENTS	5928	42892	36787	73968
901790 PARTS/ACCE OF MEASURING INSTRU	618	5275	1856	7613
901811 ELECTRO-CARDIOGRAPHS	8257	23127	5411	45284
901812 ULTRASONIC SCANNING APPARATUS	44330	259799	32281	71140
901813 MAGNETC RESONANCE IMAGING APPA		598157	156729	368604
901814 SCINTIGRAPHIC APPARATUS		588	57	20561
901819 OTH ELECTRO-DIAGNOSTIC APPARAT	209598	709235	123922	666898
901820 ULTRA VOILET/INFRA-RED RAY APP	4614	5334		
901831 SYRINGES,WITH/WITHOUT NEEDLES	103190	639998	230286	686477
901832 TUBULAR METAL NEEDLE/NEDL SUTU	10840	106809	21789	131277
901839 OTH NEDLES,CATHERS,CANNULA	491857	2247706	372890	1531979
901841 DENTAL DRILL ENGINES,W/C-D-EQU		632		
901849 OTH;INS/APPLI, DENTAL SCIENCE	2569	23181	7279	23815
901850 OTH,OPHTHALMIC INST&APPLIANCE	31794	223907	34356	120067
901890 OTH INSTRUMENT & APPLIANCE.	845237	3606767	455831	2465583
901910 MECHANO-THERPY,MESSAGE/PSY APP	6714	50545	6675	116154
901920 OZONE,OXYGEN ,AEROSOL THERAPY,	98118	383453	33845	231189
902190 OTH;APP,WORN CARY,IMPL IN BODY	53777	115288	15473	195544
902212 COMPUTED TOMOGRAPHY APPARATUS	185216	309733	177176	394283
902213 OTH X-RAY APPA FOR DENTAL USES		9720		200
902214 OTH,X-RAY APP FOR MEDICAL SURG	123416	727250	3455	277010
902219 X-RAY APPA FOR OTHER USES	42135	247927	26559	206847
902221 APP BASE ON ALP,BETA GAMA RADI		1810		28035
902229 APP ALPHA-BE-GA RADI-OTHER USE		83056	17669	19116
902230 X-RAY TUBES	610	7060		15618
902290 O-APP AL-B-G RADI INCL PA/ACCE	12772	119571	15540	138625
902300 APPA DESIGNED F-DEMANSTRATION	213903	378123	31538	233970
902410 MACH&APPLI FOR TESTING METALS	2171	55270	1445	47079
902480 O-MACH-TESTING HARDNESS/STREN	37168	164479	43987	176814
902490 PARTS&ACC-HARD/STREN TEST MACH	3793	20179	2757	20877
902511 LIQUID-FILLED THERMOMETER/PYRO	6124	34221	17920	42283
902519 OTHER THERMOMETERS/PYROMETERS	18791	65775	7566	40552
902580 OTHER INSTRUMENTS	31324	110863	33896	101916

Contd.

10.11 Imports by Economic Categories (Detail)

(In Thousand Rupees)

ITEMS	NOVEMBER, 2014	FROM JULY, 2014	NOVEMBER, 2013	FROM JULY, 2013
902590 PARTS ACCE INSTRUMENTS H-9025	2152	27641	7553	24300
902610 APP,MEASUR/CHECK FLOW/ LEVEL.	32584	150404	55556	100739
902620 APP, MEASUR/CHECK PRESSURE.	29548	504936	40388	225677
902680 OTH,APP,MEASUR VARIATION LIQ/G	89814	973490	107516	862092
902690 PARTS,ACCE OF SUB GROUP 90.26.	29683	84075	114895	176038
902710 GAS/SMOKE ANALYSIS APPARATUS.	6753	165116	12448	87653
902720 CHROMATOGRAPHS/ELECTROPHOR INS	12972	153809	41995	219552
902730 SPECTRO,SPECTROPHOT-METER RADI	21192	107714	22452	101030
902750 OTH,INS.USING OPTCAL RADIATION	92648	253413	50509	242144
902780 OTH,INST FOR PHYSICAL CHEM ANA	138157	1028922	335948	1107810
902790 MICROTOMES;PART ACCE APP-90.27	38728	172238	42524	222095
902810 GAS METERS	80655	821360	636	14898
902820 LIQUID METERS	116	7624	91	24565
902830 ELECTRICITY METERS	14126	69425	7089	37745
902890 PART,ACCE OF SUB GROUP 90.26	32614	334347	222828	704056
902910 REVOL/PROD COUNTRS,TAXIMETERS,	1068	7073	1593	2717
902920 SPEED INDICATORS/TACHOMETERS	3386	16273	3367	10772
902990 PARTS ACCE OF METERS-H-90.29	10989	72211	13073	54616
903010 INS,MEASUR IONISING RADIATIONS	3094	210796	14872	55348
903020 OSCILLOSCOPE&OSCILLOGRAPH	835	21749	538	13661
903031 O-INSTR MEASUR VOLTAGE,CURRENT	2747	19863	2641	10721
903032 MULTIMETER WITH RECORD DEVICE	935	9870	2459	5770
903033 O-METER WITH OUT RECOED DEVICE	12483	70776	23015	79000
903039 O-OSCILLOSCOPE W-RECOD DEVICE	1348	11927	405	32466
903040 OTH,INS,SPE DESI FOR TELECOMMU	186	75495	1973	103229
903082 OTH,INS,MEASUR SEMICONDUCTOR		82		5956
903084 OTH,APPA,WITH RECORDING DEVIC	12740	26757		750
903089 OTH,INS,MEASUR ELECTRICAL QTY.	24974	180691	10642	109910
903090 PARTS ACCE OF SUB GROUP 90.30	1162	17733	633	12996
903110 MACH BALANCING MECHNICAL PARTS		24274	610	610
903120 TEST BENCHES	1117	49357	34180	140612
903149 OTH,OPTICAL INS & APPLIACES.	2602	13303	6445	57415
903180 OTH,INS APPLIANCES & MACHINES.	185113	782130	150433	966056
903190 PART,ACCE OF ARTICLE H- 90.31	62585	102142	21090	72441
903210 THERMOSTAT	24916	177663	36361	146663
903220 MANOSTAT(PRESSURE REGULATORS)	522	4434	50	6595
903281 OTH,INS HYDRAULIC OR PNEUMATIC	3696	10430	2341	7709
903289 OTH,REGULATING,CONTROLLING INS	76892	859497	131426	657881
903290 PARTS,ACCE OF ARTICLE H- 90.32	16108	130859	9676	90309
940210 DENTISTS,BARBER CHAIRS, PARTS	821	18919	2014	59133
940290 OTH;OPE TABLES,EXAM TABLE MECH	65596	461234	19067	107407
940560 ILLUMINATED SIGN,NAMPLATES,LIK	3936	110889	659	2509
940591 PARTS OF LAMP LIGHT FIT GLASS.	12535	73110	5179	27264
940599 OTH PARTS H-NO.94.05,N.E.S.	2640	23229	2722	9818

10.12 Exports by Areas and Countries/Territories

(In Thousand Rupees)

COMMODITIES	NOVEMBER, 2014	CUMULATIVE FROM JULY,2014	NOVEMBER, 2013	CUMULATIVE FROM JULY,2013
GRAND TOTALS	199310302	1002487612	193132653	1081157472
LATIN AMERICA	191710	1462718	167160	1174471
Antigua and Barbuda				238
Aruba		454	331	387
Bahamas	90	1441		635
Barbados	1150	5699	133	32609
British Virgin Is.		544		29
Cayman Islands	388	5622	510	1710
Cuba	50249	149476	50585	140596
Dominica		1383		
Dominican Republic	39846	399571	59252	386114
Grenada		4383	487	3348
Guadeloupe	1085	1550	13	35376
Haiti	1423	285393	2652	85803
Jamaica	1375	63907	17086	60285
Martinique		45421	7258	28813
Puerto Rico	16980	128058	11670	150133
St.Kitts and Nevis		429		247
St. Lucia		5301		13465
St.Vincent/Grenadine	404	6745		5589
Trinidad and Tobago	78719	357341	17182	229093
CENTRAL AMERICA	1305781	6617431	1214077	6574417
Belize	304	4478	109	739
Costa Rica	27112	176259	49509	130567
El Salvador	14792	80646	9027	57515
Guatemala	14481	244722	50365	293284
Honduras	24265	195138	27202	103717
Mexico	1064220	5333319	810965	4464444
Nicaragua	81931	163468	206926	1031982
Panama	78674	419400	59975	492170
SOUTH AMERICA	2461934	12594656	2738975	14934072
Argentina	328446	1393102	426489	2245558
Bolivia	4182	15526	6785	15364
Brazil	527557	2950031	775566	3970650
Chile	798648	3214796	705540	3457054
Colombia	320798	2166624	367267	2133565
Ecuador	80399	356909	74901	474217
Guyana	5294	25317	3009	32793
Paraguay	81386	489894	45012	160040
Peru	156031	1232171	170822	1116255
Suriname	8300	37365	186	26089
Uruguay	57771	332342	109105	778625
Venezuela,Bolivar. R	93121	380580	54292	523861
NORTH AMERICA	28574602	164183039	32994220	174265161
Bermuda	228	2499	1608	3853
Canada	1880952	10123679	1995091	10594948
U.S.America	26693422	154056861	30997521	163666361
EASTERN EUROPE	4296591	18524128	3610699	17350340
Belarus	8235	17039	5551	26938
Bulgaria	261762	965382	155454	573852
Czech Republic	311737	1478567	268113	1261041
Hungary	67743	518833	134898	597991
Poland	1360528	6126001	848574	4650694

Contd.

10.12 Exports by Areas and Countries/Territories

(In Thousand Rupees)

COMMODITIES	NOVEMBER, 2014	CUMULATIVE FROM JULY,2014	NOVEMBER, 2013	CUMULATIVE FROM JULY,2013
Republic of Moldova	826	11053	712	4131
Romania	231971	1257613	378269	1354246
Russian Federation	981678	5497077	1128855	5804165
Slovakia/Slovak R.	15195	172673	43545	150750
Ukraine	1056916	2479889	646729	2926531
NORTHERN EUROPE	17159781	88500767	16160057	81797739
Denmark	897449	4207367	725752	3984756
Estonia	135328	871499	162945	1172315
Finland	356754	2308756	514883	3152759
Iceland		3323	767	3725
Ireland	384770	2258248	372354	2074693
Latvia	234782	1091673	137932	894152
Lithuania	494490	1982293	304222	2084604
Norway	431268	2329096	427068	2229891
Sweden	1143592	5274945	946921	4439368
United Kingdom	13081347	68173569	12567213	61761476
SOUTHERN EUROPE	14435959	72855159	12605231	64526339
Albania	56918	158469	39458	128349
Bosnia & Herzegovina	2475	6390	332	1737
Croatia	89359	531059	88319	288185
Fr.Yugoslav R.Macedo	355	867	1138	1138
Gibraltar				632
Greece	523623	2719952	509312	2608636
Holy See				4090
Italy	5436186	28367764	5373115	26955527
Malta	87207	287412	32097	221959
Portugal	1298522	6332078	1539984	6599252
Slovenia	442520	2178363	204670	1682045
Spain	6469090	32157220	4797668	25875712
Serbia	29703	115584	19137	159076
WESTERN EUROPE	23879058	121266647	22335994	117537215
Austria	154301	798252	262522	923125
Belgium	4851908	26178099	5410380	25438552
France	3372085	17280914	3289377	16837849
Germany	10335342	49388102	8676417	44883321
Luxembourg		2796	913	5617
Netherlands	5056211	27100275	4589936	28892095
Switzerland	109211	518209	106450	556656
EASTERN AFRICA	8428381	30622843	6434238	30401452
Burundi	740	2805	1368	5220
Comoros	207308	1074116	215938	1534700
Djibouti	136295	900684	186320	1068803
Eritrea	291409	334175	7759	12360
Ethiopia	2110	42458	5726	75872
Kenya	3762174	12541621	2245279	10228354
Madagascar	1000376	3352091	1718356	5204079
Malawi	8478	73328	6157	67166
Mauritius	200282	1245777	242121	1373748
Mayotte	24422	49571		5896
Mozambique	1469079	4827614	636153	4376778
Reunion	51135	267102	36516	305099
Rwanda	9117	13000	927	14825
Seychelles	33991	166758	18050	101286
Somalia	177341	675384	96698	1330701

Contd.

10.12 Exports by Areas and Countries/Territories

(In Thousand Rupees)

COMMODITIES	NOVEMBER, 2014	CUMULATIVE FROM JULY,2014	NOVEMBER, 2013	CUMULATIVE FROM JULY,2013
Uganda	10752	33372	2902	57095
U.R.of Tanzania	983588	4566350	980146	4452553
Zambia	10389	79780	2822	42046
Zimbabwe	49395	376856	30998	144872
MIDDLE AFRICA	651978	3247937	656567	3280482
Angola	438208	2083358	334735	1572013
Cameroon	157469	800307	188000	721824
Chad			157	3462
Congo, Republic of		53606	11003	39777
D.R.of Congo	40381	169526	121072	757157
Equatorial G.(Ri.Mi)		29101		52470
Gabon	15920	112040	1426	133604
Sao Tome & Principe			174	174
NORTHERN AFRICA	2137430	10760272	2392153	12003407
Algeria	224879	1199957	340653	1601281
Egypt(U.A.R.)	1202435	5981876	1145859	6064649
Libya	86506	274027	94254	463706
Morocco	144419	625779	129925	697389
Sudan	298242	1489469	494430	2056890
Tunisia	180950	1189165	187032	1118763
Western Sahara(Ri.De)				729
SOUTHERN AFRICA	2599350	11831280	2338350	13323823
Botswana	16661	171474	22584	209859
Lesotho	23015	172524	11199	363271
Namibia	31168	54259	17494	63420
South Africa	2526801	11430119	2286018	12683372
Swaziland	1705	2904	1055	3901
WESTERN AFRICA	2439237	10082276	2599439	10308373
Benin	280357	1126607	581619	3056951
Burkina Faso(Fr.Up.V)		2554		
Cape Verde	5051	5051		3709
Co,te d,Ivoire(Fr.Iv)	60734	527415	747324	1205409
Gambia	163117	692784	80425	429194
Ghana	586041	1190601	169007	454442
Guinea	17928	226204	86572	554606
Guinea-Bissau	71122	460653	2910	4501
Liberia	60342	138001	3976	75064
Mali			373	1576
Mauritania	317013	1081431	329913	1329132
Niger		1202	213	17229
Nigeria	223849	2843301	363503	2360899
Senegal	560141	1236618	70887	287409
Sierra Leone	59799	462908	90966	235907
Togo	33744	86947	71751	292345
EASTERN ASIA	30908383	141029535	25561800	168036899
China	24096871	95620556	19032996	111504716
Hong Kong S.A.Re.Chi	2561063	12477170	2644214	16090054
Japan	1546935	7548687	1167783	8476314
Korea D.P.Republic	96	1564	274	6523
Korea, Republic of	1649868	16043850	2037953	21037756
Macao.China	1853	5221	966	2671
Mongolia	2436	10497	4379	8185
O.Asia(Tai.For.Pe.Ki)	1049260	9321990	673235	10910681
SOUTH-CENTRAL ASIA	26231433	139974107	26037489	145179472

Contd.

10.12 Exports by Areas and Countries/Territories

(In Thousand Rupees)

COMMODITIES	NOVEMBER, 2014	CUMULATIVE FROM JULY,2014	NOVEMBER, 2013	CUMULATIVE FROM JULY,2013
Afghanistan	13889081	79092289	14649401	81723562
Bangladesh	6168153	29554864	6087535	30684011
India	3478029	17741001	2867784	18728732
Iran (Islamic R.)	270211	1130746	332388	2063864
Kazakstan	37062	257509	30591	129855
Kyrgyzstan/Kyrgyz R.	4854	46485	968	18727
Maldives	67696	333144	62024	412064
Nepal	4012	44359	6480	29765
Sri Lanka	2097391	10791539	1910384	10866404
Tajikistan	33431	470272	69001	308706
Turkmenistan	158168	465863	19512	93248
Uzbekistan	23345	46037	1422	120534
SOUTH-EASTERN ASIA	11852775	49447041	7119388	38931151
Brunei Darussalam	11000	29396	379	17344
Cambodia Fr.Kampuche	231480	1295353	227755	2196334
Timor Leste			416	416
Indonesia	1732307	6499456	1124635	5257184
Lao People's D.R.	13063	38562	11510	28415
Malaysia	2036829	7337037	1247883	7051226
Myanmar	170831	551230	89344	602461
Philippines	209395	1920370	697841	4709855
Singapore	3211173	15325438	470460	2987516
Thailand	948818	4550460	775601	4133484
Viet Nam	3287878	11899740	2473563	11946916
WESTERN ASIA	20152636	110763023	26617089	164031044
Armenia	1698	7441	2716	6896
Azerbaijan	369665	1450626	442974	2604955
Bahrain	561719	3009884	722197	4242308
Cyprus	47487	194934	27248	139816
Georgia	84812	263722	34305	240945
Iraq	178640	1494889	180067	847070
Jordan	473686	2228654	288403	1633203
Kuwait	915137	3843113	866564	4364066
Lebanon	328870	1281293	416769	1462124
Oman	1630091	6803126	1110572	8338386
Qatar	474163	2861157	569056	3375838
Saudi Arabia	4011767	18699640	3910058	18613390
Syrian Arab Republic	143152	701109	261763	949206
Turkey	3440440	14778940	2956199	16527076
United Arab Emirates	6893138	49924834	13950307	97068293
Yemen	598170	3219662	877891	3617472
AUSTRALIA AND NEW ZEALAND	1585734	8578034	1527205	17383754
Australia	1246722	6819836	1216772	15849034
New Zealand	339011	1758198	310433	1534021
Norfolk Island				699
MELANESIA	17522	141147	22520	112631
Fiji	16011	101285	19533	96133
New Caledonia	623	2631		3205
Papua New Guinea	540	36777	2987	8173
Solomon Islands	310	310		
Vanuatu	38	143		5120
MICRONESIA	28	282		1450
Guam	28	282		1450
POLYNESIA		5291		3780
Cook Islands		17		703
French Polynesia		5274		3078

10.13 Re-Exports by Areas and Countries/Territories

(In Thousand Rupees)

COMMODITIES	NOVEMBER, 2014	CUMULATIVE FROM JULY,2014	NOVEMBER, 2013	CUMULATIVE FROM JULY,2013
GRAND TOTALS	820743	8006918	796269	2551413
LATIN AMERICA		29		
Barbados		10		
US.Virgin Islands		20		
CENTRAL AMERICA		7335		
Mexico		7335		
SOUTH AMERICA	3557	4145		10
Argentina		304		
Bolivia	2759	2759		
Brazil	798	865		10
Colombia		215		
NORTH AMERICA	62368	767975	26964	636106
Canada	6208	16222	656	1699
St.Pierre & Miquelon			254	254
U.S.America	56160	751752	26053	634152
EASTERN EUROPE	4324	15415	139653	150273
Czech Republic	817	817	27	27
Hungary				8254
Poland	2880	11310	139626	141236
Romania				10
Russian Federation	218	722		727
Slovakia/Slovak R.		151		
Ukraine	410	2414		19
NORTHERN EUROPE	39319	706895	10381	43412
Denmark	1713	9147	145	11747
Finland	12716	12889		10
Ireland				8047
Latvia	455	2920		
Lithuania	75	1819		
Norway	51	66542	680	796
Sweden	5633	241565	2236	3106
United Kingdom	18676	372013	7320	19706
SOUTHERN EUROPE	7569	694874	5311	50506
Croatia		224		
Italy	6127	688870	261	39560
Portugal				13
Slovenia		7		
Spain	1441	5773	5050	10932
WESTERN EUROPE	112842	1680666	122059	224929
Austria		105	69	507
Belgium	11256	161790	20	316
France	40662	69872	10404	19480
Germany	13222	713702	103411	158188
Luxembourg				1120
Netherlands	2674	658560	2419	25788
Switzerland	45028	76637	5735	19529
EASTERN AFRICA		992		
Kenya		992		
MIDDLE AFRICA		721		
Angola		721		

Contd.

10.13 Re-Exports by Areas and Countries/Territories

(In Thousand Rupees)

COMMODITIES	NOVEMBER, 2014	CUMULATIVE FROM JULY,2014	NOVEMBER, 2013	CUMULATIVE FROM JULY,2013
NORTHERN AFRICA	1491	13147		
Egypt(U.A.R.)	1491	11596		
Libya		1382		
Tunisia		169		
SOUTHERN AFRICA	1071	17044		1
South Africa	1071	17034		
Swaziland		10		1
WESTERN AFRICA	204	4613		
Guinea		106		
Liberia		302		
Nigeria	204	4088		
Senegal		118		
EASTERN ASIA	172313	1173895	153750	239605
China	87220	706641	108577	145113
Hong Kong S.A.Re.Chi	27870	203057	44361	64717
Japan	38814	157594	534	26696
Korea, Republic of	18189	104113	5	192
O.Asia(Tai.For.Pe.Ki	219	2490	272	2888
SOUTH-CENTRAL ASIA	15542	56760	29710	86431
Afghanistan	528	1608	9047	17945
Bangladesh				4970
India	26	27106	17039	59806
Iran (Islamic R.)	1445	10580		
Kazakstan		98		86
Sri Lanka	13543	17369	3624	3624
SOUTH-EASTERN ASIA	77721	711650	48915	273434
Indonesia	201	1362		805
Malaysia	23358	122112	3825	22508
Philippines	670	8437	1552	1727
Singapore	47911	474804	43485	245431
Thailand	5580	104935	53	2963
WESTERN ASIA	322036	2149925	257097	844272
Azerbaijan	747	12019		9329
Bahrain		97		180
Iraq	1008	2199	10119	10119
Jordan	2568	93192	220	101820
Kuwait	39426	152816	793	2480
Oman	357	6741	11865	11877
Qatar		100385	447	4103
Saudi Arabia	6114	37874	398	574
Turkey	1683	179213		7072
United Arab Emirates	264771	1545297	216386	673949
Yemen	5363	20090	16870	22769
AUSTRALIA AND NEW ZEALAND	385	838	2430	2434
Australia	385	828	2430	2434
New Zealand		10		

10.14 Imports by Areas and Countries / Territories

(In Thousand Rupees)				
TERRITORIES/COUNTRIES	NOVEMBER,2014	CUMULATIVE FROM JULY,2014	NOVEMBER,2013	CUMULATIVE FROM JULY,2013
GRAND TOTALS	366214872	2055956700	392509910	1890912428
LATIN AMERICA	42588	246529	6767	89687
Anguilla		854	6	6
Aruba				25
Bahamas	1710	5515		
Barbados	357	1439	1589	2041
British Virgin Is.		2686		
Cayman Islands		10		
Cuba			226	9443
Dominica	1136	1209		3478
Dominican Republic	25	15604	96	13481
Grenada			6	6
Haiti		6082	224	224
Jamaica	6081	24978	201	5809
Montserrat		896		879
Netherlands Antilles	1	46838	13	7074
Puerto Rico	23486	95698	1538	26433
St.Kitts and Nevis		28		98
Trinidad and Tobago	9793	44383	2867	20189
Turks & Caicos Is.		309		
US.Virgin Islands				498
CENTRAL AMERICA	213915	1873055	369408	2042580
Belize	515	86796	1716	102146
Costa Rica	690	35706	2238	6543
El Salvador		5989		2490
French West Indies		1245	812	1932
Guatemala	13405	138134	20506	132217
Honduras	5760	20163	24	17131
Mexico	193335	1578816	342788	1774901
Nicaragua		5980		493
Panama	211	227	1325	4727
SOUTH AMERICA	7344704	34035499	1717450	12485317
Argentina	3768325	22022573	187029	5653362
Bolivia		11230		599
Bouvet Island		1273		25
Brazil	2653879	9187214	854562	4435388
Chile	716256	2061509	568032	2135178
Colombia	12063	73505	18396	42429
Ecuador	36	10878		13680
Falkland Is.Malvinas			19	19
French Guiana		6266		1
Guyana		7480		265
Paraguay	18638	115686	47	3686
Peru	161863	339246	48157	116408
S.Georgia S.Sandw.Is				5155
Suriname		2		3593
Uruguay	13582	198574	41209	75497
Venezuela,Bolivar. R	62	62		33
NORTH AMERICA	16206742	91315984	13564427	76814616
Bermuda				6
Canada	2038253	20186943	964710	5215146
Greenland	26790	26790		225
St.Pierre & Miquelon				25567
U.S.America	14141698	71102251	12599717	71573671
EASTERN EUROPE	11924839	65489319	10416129	42048073
Belarus	354844	1946972	514530	1418122
Bulgaria	103157	504807	60263	379670
Czech Republic	207929	1278707	276449	987965
Hungary	208996	1013617	460546	1135642
Poland	810806	3520805	484563	2301316

Contd.

10.14 Imports by Areas and Countries / Territories

(In Thousand Rupees)

TERRITORIES/COUNTRIES	NOVEMBER,2014	CUMULATIVE FROM JULY,2014	NOVEMBER,2013	CUMULATIVE FROM JULY,2013
Republic of Moldova	190927	834554	76144	76144
Romania	4662301	13117887	4197185	4902161
Russian Federation	2558851	12322912	1799941	11602400
Slovakia/Slovak R.	184779	890196	133562	1065004
Ukraine	2642251	30058862	2412947	18179650
NORTHERN EUROPE	10501176	58832983	7776972	49325010
Denmark	2357191	14213703	867043	7391537
Estonia	15771	101415	8254	67421
Faeroe Islands		52		828
Finland	428147	3049884	386285	2221879
Iceland	280	6109	7416	28204
Ireland	405702	2347677	359011	2504861
Latvia	241572	1124143	26361	212182
Lithuania	93097	245128	19563	2378131
Norway	96447	632184	73167	537983
Sweden	1949937	11585005	1371728	8449299
United Kingdom	4913033	25527683	4658144	25532684
SOUTHERN EUROPE	5596308	26272460	7741176	30887048
Albania		2016		10
Bosnia & Herzegovina	74	4332	878	3752
Croatia	347	8109	874	8552
Fr.Yugoslav R.Macedo		59		2197
Gibraltar	2298	3611		1770
Greece	38226	308565	212897	464051
Holy See				926
Italy	3577790	17407755	4134285	18874075
Malta		2665	7	13058
Portugal	62284	377550	71111	477984
San Marino	220	13528		
Slovenia	40606	145320	11155	107644
Spain	1367564	6299150	3197691	9283150
Serbia	506900	1699798	112278	1649879
WESTERN EUROPE	21790666	115571066	27009817	126770077
Austria	988471	5135125	1539846	4364179
Belgium	1419764	9140345	2329047	8626585
Europien Union	4411731	21630860	4337385	17800685
France	2947384	16968067	3211916	14950440
Germany	7060103	36703194	10950098	58626291
Liechtenstein	1266	1719		92
Luxembourg	37933	285318	42240	195031
Monaco	251	559		725018
Netherlands	3179089	13457828	1889451	9487751
Switzerland	1744674	12248052	2709834	11994005
EASTERN AFRICA	2937511	18532988	3441729	15497580
B.Indian Ocean Terr.	85	85		
Burundi	83259	506393	107570	483375
Comoros	13408	55740	6739	23474
Djibouti	9395	39556	16838	36012
Eritrea	1865	3606		5918
Ethiopia	201790	1317684	338411	1391233
Kenya	1632554	11052590	1711049	9399919
Madagascar	87036	321229	75206	219468
Malawi	33797	154215	17819	188774
Mauritius	25084	402653	299710	311111
Mayotte		5241		
Mozambique	5833	97632	6076	29773
Reunion		717	81627	81747
Rwanda	127965	790564	92453	565816
Somalia	39609	311544	78962	296986
Uganda	44375	355210	30171	238786
U.R.of Tanzania	200202	1044646	77643	278430

Contd.

10.14 Imports by Areas and Countries / Territories

(In Thousand Rupees)				
TERRITORIES/COUNTRIES	NOVEMBER,2014	CUMULATIVE FROM JULY,2014	NOVEMBER,2013	CUMULATIVE FROM JULY,2013
Zambia	426583	2001557	468502	1823231
Zimbabwe	4672	72127	32954	123527
MIDDLE AFRICA	19874	84101	7111	94555
Angola		10861		5431
Cameroon	12604	41100	989	24665
Central African R.		72		1375
Chad	1235	4129	5080	37368
Congo, Republic of	4723	9745	1042	19012
D.R.of Congo	1312	2330		1937
Equatorial G.(Ri.Mi)		515		82
Gabon		15348		3686
Sao Tome & Principe				1000
NORTHERN AFRICA	4742730	21282585	3447794	16863491
Algeria		32224	2212	5834
Egypt(U.A.R.)	1424914	7966791	959984	4620297
Libya		139046	5352	11998
Morocco	3289538	12869525	2399369	11775594
Sudan	12214	26942	6712	106624
Tunisia	16064	247997	73937	342816
Western Sahara(Ri.De)		61	227	328
SOUTHERN AFRICA	3588957	21050937	2160419	12489405
Botswana		462		50
Canary Islands	2184	9278		
French Southern Terr	1412	1412		
Lesotho				3211
Namibia		6862	2	32869
South Africa	3534715	20742744	2007256	11904102
Swaziland	50646	290179	153162	549173
WESTERN AFRICA	992667	3802541	146926	1423794
Benin		10614		2697
Burkina Faso(Fr.Up.V		58460	1316	1329
Cape Verde				1009
Co,te d,Ivoire(Fr.Iv		88213		126578
Gambia	4872	59065		327
Ghana	45518	265677	52646	127976
Guinea	10356	38256	15892	33782
Guinea-Bissau				4097
Liberia		2098		475
Mali				111401
Mauritania	7063	1225429	3785	3928
Nigeria	860632	1498146	47	453055
Senegal	60990	238967	64686	411571
Sierra Leone	2587	13638	3929	12100
St. Helena		13		177
Togo	649	303966	4626	133291
EASTERN ASIA	95900385	546812971	89102341	412941736
China	74423961	428798635	65710910	284001857
Hong Kong S.A.Re.Chi	649693	4195129	834552	4413202
Japan	12810846	68383654	13491959	78806432
Korea D.P.Republic	332230	1745107	357894	1352713
Korea, Republic of	5005959	26885106	5460084	30031416
Macao.China		6397		58
Mongolia		3088	44	65
O.Asia(Tai.For.Pe.Ki	2677695	16795853	3246898	14335994
SOUTH-CENTRAL ASIA	21703618	103886768	21451782	89670377
Afghanistan	3676099	16753239	2800613	13379410
Bangladesh	320950	2412715	471660	2198241
Bhutan		12	30	30
India	15021434	73019814	15590683	65111863
Iran (Islamic R.)	2118457	8500351	1766214	5655783
Kazakstan	16521	172247	17281	89804

Contd.

10.14 Imports by Areas and Countries / Territories

(In Thousand Rupees)

TERRITORIES/COUNTRIES	NOVEMBER,2014	CUMULATIVE FROM JULY,2014	NOVEMBER,2013	CUMULATIVE FROM JULY,2013
Kyrgyzstan/Kyrgyz R.	73	6785		159
Maldives	153	153	670	2074
Nepal	2707	43103	4507	18674
Sri Lanka	464134	2382716	563337	2527773
Tajikistan	400	1711	1644	4005
Turkmenistan	73204	547357	231179	645477
Uzbekistan	9485	46565	3963	37086
SOUTH-EASTERN ASIA	38716980	211789840	43248337	189246282
Brunei Darussalam				129
Cambodia Fr.Kampuche	3110	11269	11346	22623
Indonesia	17438455	90290987	10306681	45433309
Lao People's D.R.	161	520	7116	9089
Malaysia	6197989	42746209	21990253	86888557
Myanmar	80118	156128	70311	365847
Philippines	240211	1992212	278799	1545643
Singapore	5076539	36634659	3802649	22799701
Thailand	7477247	33492825	5830202	27858943
Viet Nam	2203150	6465029	950979	4322441
WESTERN ASIA	121479475	719995769	158684603	799741111
Armenia		2377		118
Azerbaijan		9596		
Bahrain	105761	2295685	586599	2152664
Cyprus	12807	68769	10744	55111
Dubai		6754		
Georgia	59	16875	31	8248
Iraq	411675	694775	6725	89462
Jordan	187069	1319985	244221	857104
Kuwait	26533489	126999827	39005241	162778709
Lebanon	3971	230707	79067	158526
Oman	17086041	50226511	15774599	58831870
Qatar	2508428	8009267	1512776	7469212
Saudi Arabia	28354199	172281908	28077666	171378452
Syrian Arab Republic	1545	40213	957	22358
Turkey	1368318	8237950	1149929	6448889
United Arab Emirates	44897530	348851707	72230656	389431698
Yemen	8581	702862	5392	58690
AUSTRALIA AND NEW ZEALAND	2500930	15042664	2211763	12379665
Australia	2243708	12850613	1795585	10739469
Christmas Islands	1323	11846	334	8036
Cocos (Keeling) Is.		1601	1	3371
Heard/Mac Donald Is.		321		1527
New Zealand	252294	2170094	413557	1612844
Norfolk Island	2641	6152		9993
US.Minor Outlying Is	965	2036	2286	4425
MELANESIA	5878	6120	124	52697
Fiji			124	124
New Caledonia	5871	6051		
Papua New Guinea				1275
Solomon Islands		63		50531
Vanuatu	6	6		768
MICRONESIA		157	3	10871
Kiribati		152		28
Marshall Islands				8086
Micronesia,F.States				2754
Palau(Fr.pacific Is)		5	3	3
POLYNESIA	4931	32364	4834	38455
American Samoa		24640	3756	33183
Cook Islands				812
French Polynesia		2269		13
Johnston Island	4931	4931	1015	2890
Pitcairn		188		1117
Tokelau		11		55
Tonga				322
Tuvalu		272	63	63
Wallis & Futuna Is.		52		

10.15 Re-imports by Areas and Countries / Territories

(In Thousand Rupees)

TERRITORIES/COUNTRIES	NOVEMBER,2014	CUMULATIVE FROM JULY,2014	NOVEMBER,2013	CUMULATIVE FROM JULY,2013
GRAND TOTALS	1966255	9499799		
LATIN AMERICA	82	5666		
British Virgin Is.		5584		
Dominican Republic	82	82		
CENTRAL AMERICA	230	32275		
Belize		3539		
Guatemala		27997		
Mexico	230	739		
SOUTH AMERICA		7865		
Brazil		6683		
Uruguay		1183		
NORTH AMERICA	662229	3118598		
Canada	116310	672262		
U.S.America	545919	2446336		
EASTERN EUROPE	8225	48535		
Hungary		205		
Poland	8225	42285		
Romania		479		
Ukraine		5566		
NORTHERN EUROPE	76202	324055		
Denmark	12281	18370		
Finland		1227		
Ireland		3279		
Norway	1427	8569		
Sweden	22836	81339		
United Kingdom	39658	211271		
SOUTHERN EUROPE	72319	280277		
Greece	624	624		
Italy	68000	244639		
Spain	3695	35014		
WESTERN EUROPE	74564	414575		
Belgium	2455	32321		
France	9900	82420		
Germany	59017	227838		
Netherlands	1321	37641		
Switzerland	1871	34355		
EASTERN AFRICA	8235	49271		
Ethiopia	7258	41234		
Madagascar		7060		
Uganda	977	977		
NORTHERN AFRICA	791	6894		
Algeria		2160		
Morocco	791	2843		
Tunisia		1891		

Contd.

10.15 Re-imports by Areas and Countries / Territories

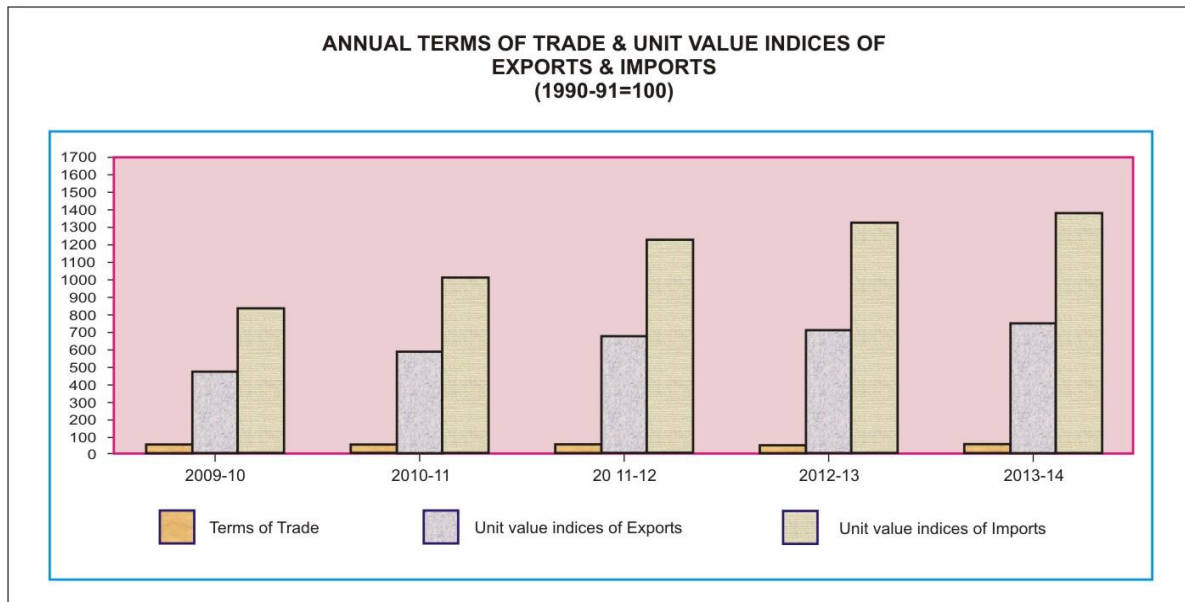
(In Thousand Rupees)

TERRITORIES/COUNTRIES	NOVEMBER,2014	CUMULATIVE FROM JULY,2014	NOVEMBER,2013	CUMULATIVE FROM JULY,2013
SOUTHERN AFRICA		374		
South Africa		374		
EASTERN ASIA	654016	2971842		
China	255172	1400211		
Hong Kong S.A.Re.Chi	29626	149598		
Japan	227448	783325		
Korea D.P.Republic		58644		
Korea, Republic of	56115	201179		
O.Asia(Tai.For.Pe.Ki	85655	378885		
SOUTH-CENTRAL ASIA	103392	530423		
Bangladesh	6806	36396		
India	85120	396259		
Iran (Islamic R.)	4044	8482		
Sri Lanka	7421	89287		
SOUTH-EASTERN ASIA	88969	884867		
Brunei Darussalam		268		
Indonesia	44759	619492		
Malaysia	22432	95730		
Philippines		334		
Singapore	13338	81743		
Thailand	7025	68215		
Viet Nam	1414	19085		
WESTERN ASIA	159473	626614		
Bahrain		3098		
Oman	894	4070		
Saudi Arabia	24976	137554		
Syrian Arab Republic		2354		
Turkey	18040	51280		
United Arab Emirates	115563	428259		
AUSTRALIA AND NEW ZEALAND	57528	197667		
Australia	57179	197317		
US.Minor Outlying Is	350	350		

10.16 Annual and Quarterly Terms of Trade and Unit Value Indices of Exports and Imports (1990-91=100)

Year/ Quarter	Terms of Trade	Unit Value Indices of Exports	Unit Value Indices of Imports
2009-10	56.94	478.07	839.60
2010-11	58.55	593.19	1013.10
2011-12	55.08	679.44	1233.49
2012-13	53.81	715.45	1329.56
2013-14	54.27	752.86	1387.15
2010-11 Jul-Sep	59.91	552.97	923.01
Oct-Dec	60.25	584.51	970.12
Jan-Mar	57.34	596.46	1040.23
Apr-Jun	57.08	638.81	1119.05
2011-12 Jul-Sep	56.28	653.84	1161.73
Oct-Dec	54.96	673.48	1225.37
Jan-Mar	54.95	680.39	1238.16
Apr-Jun	54.26	710.06	1308.71
2012-13 Jul-Sep	53.94	684.66	1269.28
Oct-Dec	53.43	709.08	1327.23
Jan-Mar	53.91	728.42	1351.28
Apr-Jun	53.97	739.63	1370.44
2013-14 Jul-Sep	54.54	745.76	1367.33
Oct-Dec	54.61	745.57	1365.33
Jan-Mar	54.80	771.50	1407.91
Apr-Jun	53.17	748.62	1408.02
2014-15 Jul-Sep*	52.24	753.27	1441.98

* Provisional



10.17 Index Numbers of Unit Values of Exports by Groups (1990-91=100)

Year /Quarter	All groups	Food and Live animals	Beverages & Tobacco	Crude materials inedible except fuels	Mineral fuels & Lubricants	Chemicals	Manufactured goods	Machinery & Transport equipment	Misc. Manufactured articles
2009-10	478.07	693.35	629.08	573.05	1115.54	534.75	411.00	988.72	498.40
2010-11	593.19	747.72	804.61	647.55	1333.56	620.91	559.56	1286.13	558.25
2011-12	679.44	800.09	935.29	848.74	1500.63	739.66	641.15	1517.96	650.31
2012-13	715.45	884.48	1052.54	958.74	1615.08	876.11	689.62	1603.48	657.15
2013-14	752.86	954.07	1127.89	1009.57	1682.81	939.50	698.49	1650.17	700.75
2010-11 Jul-Sep	552.97	711.81	719.61	634.81	1330.51	571.93	504.00	1168.32	533.66
Oct-Dec	584.51	751.75	790.66	636.36	1351.72	592.57	548.28	1263.12	543.21
Jan-Mar	596.46	755.41	850.66	639.27	1297.10	651.58	575.38	1317.01	545.45
Apr-Jun	638.81	771.90	857.51	679.75	1354.90	667.54	610.58	1396.06	610.67
2011-12 Jul-Sep	653.84	803.38	897.76	758.78	1429.38	678.24	617.90	1431.44	635.65
Oct-Dec	673.48	780.21	923.77	818.80	1492.20	714.47	645.22	1523.11	645.05
Jan-Mar	680.39	787.46	953.20	904.77	1528.82	766.15	648.83	1549.50	652.21
Apr-Jun	710.06	829.32	966.43	912.66	1552.12	799.77	652.65	1567.78	668.31
2012-13 Jul-Sep	684.66	867.43	999.22	924.18	1562.79	809.02	656.98	1584.13	636.74
Oct-Dec	709.08	869.95	1036.60	944.56	1653.04	851.48	685.86	1590.79	658.79
Jan-Mar	728.42	899.09	1086.12	982.32	1620.06	921.14	705.07	1618.96	666.01
Apr-Jun	739.63	901.46	1088.20	983.88	1624.41	922.80	710.57	1620.03	667.06
2013-14 Jul-Sep	745.46	919.57	1098.87	1017.68	1634.63	934.11	713.43	1624.52	674.82
Oct-Dec	745.57	952.49	1154.15	1023.78	1640.93	928.01	698.36	1631.05	723.57
Jan-Mar	771.50	970.48	1164.01	1042.41	1659.59	941.60	719.23	1664.20	729.32
Apr-Jun	748.62	973.74	1094.54	954.39	1796.09	954.26	659.51	1680.9	675.29
2014-15 Jul-Sep*	753.27	1028	1123.85	928.05	1853.14	929.85	676.38	1722.41	692.43

* Provisional

10.18 Index Numbers of Unit Values of Imports by Groups (1990-91=100)

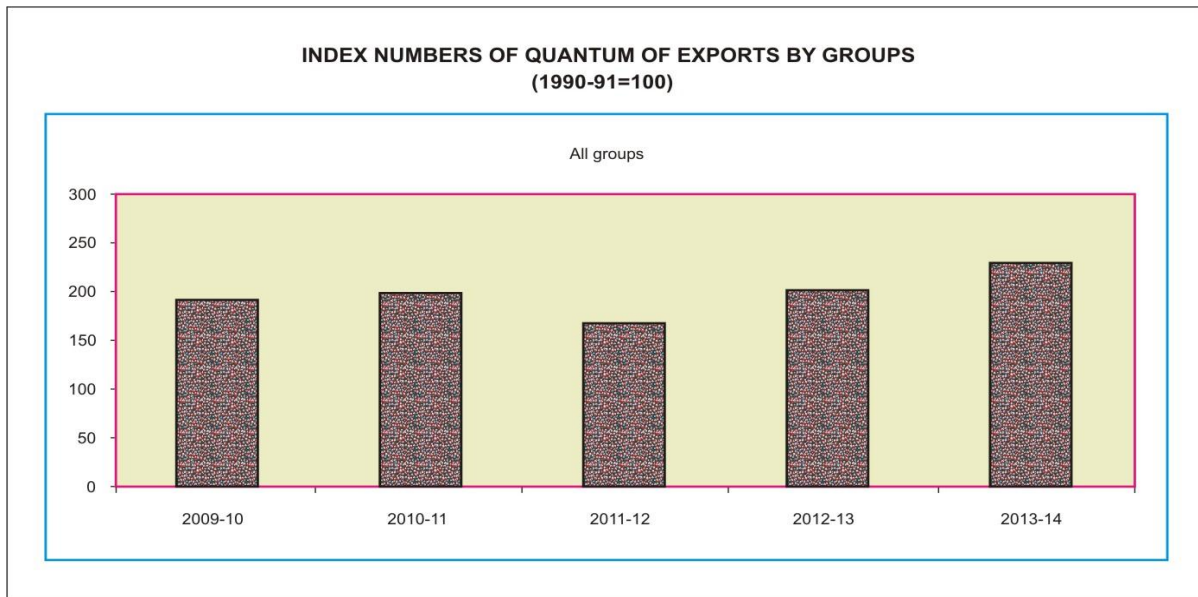
Year/Quarter	All groups	Food and Live animals	Beverages & Tobacco	Crude materials inedible except fuels	Mineral fuels & Lubricants	Animal or Veg. oils & Fats	Chemicals	Manufactured goods	Machinery & Transport equipment	Misc. manufactured articles
2009-10	839.60	689.76	961.43	677.43	975.40	881.02	725.54	612.77	965.15	964.44
2010-11	1013.10	743.82	1060.35	803.59	1255.86	1005.72	796.89	747.32	1183.62	1174.99
2011-12	1233.49	791.79	1230.10	881.00	1651.93	1240.29	897.56	823.33	1407.29	1274.46
2012-13	1329.56	802.28	1339.47	995.65	1720.77	1103.29	994.50	887.02	1738.91	1342.66
2013-14	1387.15	838.74	1446.20	1046.35	1757.91	1054.13	1098.60	899.66	1866.32	1458.63
2010-11 Jul-Sep	923.01	695.80	897.28	759.48	1085.96	867.68	770.08	675.64	1113.89	1097.68
Oct-Dec	970.12	727.87	1026.20	771.05	1128.38	956.15	773.31	727.65	1171.21	1170.63
Jan-Mar	1040.23	792.24	1104.22	841.89	1290.04	1085.82	814.67	791.58	1173.28	1197.23
Apr-Jun	1119.05	759.37	1123.70	841.94	1519.07	1113.24	829.51	794.40	1276.10	1234.40
2011-12 Jul-Sep	1161.73	780.37	1174.28	886.35	1546.57	1209.58	836.74	807.84	1297.42	1248.30
Oct-Dec	1225.37	786.64	1201.86	889.48	1674.49	1185.85	907.70	818.38	1350.77	1264.77
Jan-Mar	1238.16	819.33	1254.74	846.69	1651.53	1277.05	922.54	830.85	1386.86	1282.00
Apr-Jun	1308.71	780.82	1289.52	901.49	1735.14	1288.69	923.26	836.23	1594.10	1302.76
2012-13 Jul-Sep	1269.28	791.42	1310.88	925.57	1623.49	1189.26	939.61	875.46	1610.53	1323.94
Oct-Dec	1327.23	794.08	1328.36	995.64	1764.03	1111.45	1009.58	881.11	1680.20	1327.27
Jan-Mar	1351.28	800.25	1350.09	1017.46	1761.13	1048.35	989.23	877.44	1804.52	1345.00
Apr-Jun	1370.44	823.38	1368.54	1043.92	1734.43	1064.11	1039.59	914.05	1860.39	1374.43
2013-14 Jul-Sep	1367.33	839.00	1390.72	1064.30	1688.69	1075.42	1064.27	859.80	1865.31	1381.34
Oct-Dec	1365.33	840.48	1425.20	1052.01	1711.56	1054.23	1083.40	873.38	1875.71	1391.17
Jan-Mar	1407.91	849.44	1463.98	1072.34	1784.71	1061.03	1104.26	930.61	1937.80	1487.18
Apr-Jun	1408.02	826.03	1504.91	996.765	1846.69	1025.83	1142.45	934.85	1786.47	1574.82
2014-15 Jul-Sep*	1441.98	882.91	1551.52	1050.88	1810.84	1040.06	1218.48	993.38	1889.96	1701.41

* Provisional

10.19 Index Numbers of Quantum of Exports by Groups (1990-91=100)

Year/Quarter	All groups	Food and Live animals	Beverages & Tobacco	Crude materials inedible except fuels	Mineral fuels & Lubricants	Chemicals	Manufactured goods	Machinery & Transport equipment	Misc. manufactured articles
2009-10	191.74	259.95	271.16	198.39	348.10	963.70	185.42	1307.03	173.53
2010-11	198.41	286.92	314.18	199.10	333.36	1033.09	180.52	2806.15	198.34
2011-12	167.36	264.12	367.35	282.00	410.62	1301.40	157.00	2077.59	164.87
2012-13	202.86	242.21	238.64	343.79	37.89	992.45	191.87	2014.32	181.50
2013-14	229.80	280.96	175.45	447.47	409.09	1010.41	189.96	2056.66	226.38
2010-11 Jul-Sep	171.90	234.32	274.00	48.34	310.57	1052.36	168.17	2713.18	190.87
Oct-Dec	190.23	257.32	182.25	105.16	394.62	1244.86	181.35	2986.54	196.39
Jan-Mar	208.47	300.04	354.70	324.40	309.57	882.63	181.02	3404.45	203.65
Apr-Jun	223.05	356.00	445.76	318.50	318.66	952.51	191.55	2120.43	202.43
2011-12 Oct-Dec	169.87	245.98	350.96	342.16	405.61	1260.20	146.42	1741.42	145.37
Jan-Mar	181.51	273.36	342.68	403.10	392.32	1443.70	151.76	2986.15	158.70
Apr-Jun	194.44	310.16	437.04	124.69	446.65	1306.54	176.19	1889.30	187.37
2012-13 Jul-Sep	182.10	193.42	203.51	300.83	29.33	962.68	175.53	2240.25	165.88
Oct-Dec	201.62	219.24	268.01	357.97	6.46	948.78	196.72	2835.50	174.64
Jan-Mar	208.98	289.31	307.37	350.05	53.72	840.47	192.71	1390.01	179.90
Apr-Jun	218.73	266.88	175.65	366.29	62.03	1217.85	202.51	1591.51	205.57
2013-14 Jul-Sep	242.65	254.75	215.28	392.89	1298.61	1052.88	213.28	1226.96	241.61
Oct-Dec	220.69	279.96	59.50	463.12	4.22	691.05	190.14	911.18	229.81
Jan-Mar	218.37	336.65	69.11	350.89	247.03	1153.88	186.44	4061.10	208.14
Apr-Jun	237.48	252.47	357.92	582.97	86.50	1143.82	170.28	2027.38	225.97
2014-15 Jul-Sep*	201.64	189.93	90.87	389.05	361.14	952.31	183.05	4343.64	202.72

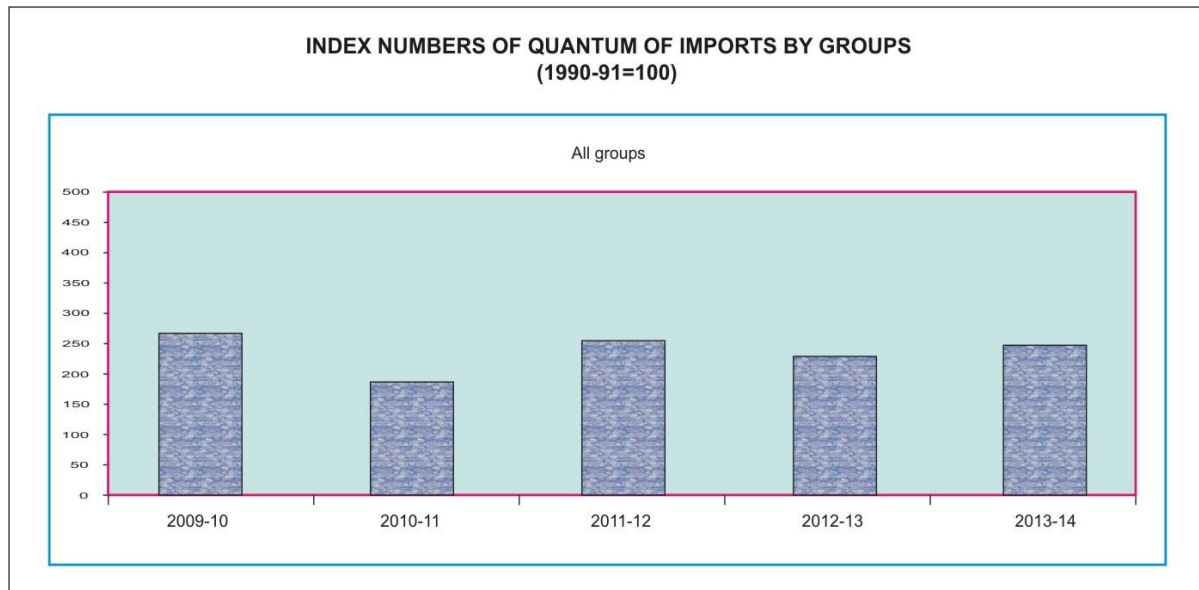
*Provisional



10.20 Index Numbers of Quantum of Imports by Groups (1990-91=100)

Year/Quarter	All groups	Food and Live animals	Beverages & Tobacco	Crude materials inedible except fuels	Mineral fuels & Lubricants	Animal or Veg. oils & Fats	Chemicals	Manufactured goods	Machinery & Transport equipment	Misc. manufactured articles
2009-10	273.50	161.65	372.35	535.52	228.17	154.83	257.08	228.29	363.58	283.04
2010-11	191.60	164.44	279.53	372.91	154.15	90.93	202.59	180.73	232.67	194.23
2011-12	256.47	321.01	371.65	473.88	197.46	121.87	290.92	241.91	280.01	288.73
2012-13	234.02	186.86	275.65	413.29	190.89	141.68	240.54	249.49	266.44	261.26
2013-14	249.40	162.10	317.18	491.04	185.66	182.37	253.03	312.32	283.06	286.91
2010-11 Jul-Sep	248.97	158.42	296.08	524.15	182.44	144.57	276.67	221.66	312.20	297.65
Oct-Dec	261.69	326.59	310.45	368.01	241.54	118.61	261.06	259.08	299.36	220.06
Jan-Mar	255.72	172.75	511.57	599.46	192.62	100.52	272.62	242.19	319.12	259.22
Apr-Jun	243.83	142.78	560.71	388.27	231.20	127.06	271.01	221.30	290.85	285.27
2011-12 Jul-Sep	240.84	277.16	347.08	300.55	194.84	114.21	304.19	247.39	261.99	225.28
Oct-Dec	265.20	330.05	344.55	647.69	194.63	119.56	315.83	235.90	261.50	260.87
Jan-Mar	246.02	383.47	403.56	497.72	188.47	102.72	277.36	223.66	241.95	398.43
Apr-Jun	273.80	293.36	391.41	449.55	211.89	151.00	266.31	260.67	354.59	270.34
2012-13 Jul-Sep	233.97	153.48	320.06	335.17	199.90	165.49	246.32	226.37	289.12	221.18
Oct-Dec	229.54	203.59	244.78	355.04	192.53	115.62	250.79	260.53	247.53	297.57
Jan-Mar	223.34	205.75	273.94	531.28	168.62	148.57	209.02	245.75	221.78	281.19
Apr-Jun	249.22	184.62	263.80	431.66	202.50	137.03	256.03	265.29	307.32	245.10
2013-14 Jul-Sep	218.67	122.34	261.56	396.94	181.66	174.34	244.11	206.78	263.81	229.50
Oct-Dec	268.58	171.23	341.53	584.51	196.34	167.22	261.77	508.73	227.47	235.11
Jan-Mar	257.81	167.02	354.12	578.98	169.03	175.06	258.74	280.99	321.79	278.09
Apr-Jun *	252.54	187.81	311.51	403.73	195.6	212.84	247.49	252.77	319.16	305.94
2014-15 Jul-Sep*	302.77	322.99	416.31	354.13	197.29	189.47	275.38	273.72	521.40	302.25

*Provisional



10.21 Trade in Services (Summary) September, 2014

Rs. In Million
Dollars in Thousands

Description	* September, 2014		* August, 2014		% Change in September, 2014 over August, 2014	
	Rs	\$	Rs	\$	Rs	\$
Export of Services (TOTAL)	69,015.99	674,363.00	69,230.33	691,683.00	-0.31	-2.50
1. Manufacturing services on physical inputs owned by others	0.00	0.00	0.00	0.00	0.00	0.00
2. Maintenance and repair services n.i.e.	79.83	780.00	178.16	1,780.00	-55.19	-56.18
3. Transport	9,408.35	91,930.00	12,004.75	119,940.00	-21.63	-23.35
4. Travel	2,158.40	21,090.00	2,707.42	27,050.00	-20.28	-22.03
5. Construction services	199.57	1,950.00	422.38	4,220.00	-52.75	-53.79
6. Insurance and Pension services	910.84	8,900.00	157.14	1,570.00	479.64	466.88
7. Financial services	721.51	7,050.00	268.24	2,680.00	168.98	163.06
8. Charges for the use of intellectual services	39.91	390.00	80.07	800.00	-50.16	-51.25
9. Telecommunication, Computer and information services	6,258.25	61,150.00	6,440.77	64,350.00	-2.83	-4.97
10. Other business services	6,312.79	61,683.00	5,743.44	57,383.00	9.91	7.49
11. Personal, cultural, and recreational services	133.04	1,300.00	74.07	740.00	79.61	75.68
12. Government services, n.i.e.	42,793.50	418,140.00	41,153.89	411,170.00	3.98	1.70
Import of Services (TOTAL)	72,931.27	712,620.00	73,372.77	733,070.00	-0.60	-2.79
1. Manufacturing services on physical inputs owned by others	0.00	0.00	0.00	0.00	0.00	0.00
2. Maintenance and repair services n.i.e.	242.55	2,370.00	167.15	1,670.00	45.11	41.92
3. Transport	32,914.36	321,610.00	38,459.47	384,250.00	-14.42	-16.30
4. Travel	10,031.61	98,020.00	10,103.06	100,940.00	-0.71	-2.89
5. Construction services	9.21	90.00	185.17	1,850.00	-95.03	-95.14
6. Insurance and Pension services	2,563.68	25,050.00	2,339.10	23,370.00	9.60	7.19
7. Financial services	5,209.23	50,900.00	1,945.74	19,440.00	167.72	161.83
8. Charges for the use of intellectual services	1,586.31	15,500.00	1,243.11	12,420.00	27.61	24.80
9. Telecommunication, Computer and information services	4,533.76	44,300.00	3,115.80	31,130.00	45.51	42.31
10. Other business services	11,896.28	116,240.00	12,480.18	124,690.00	-4.68	-6.78
11. Personal, cultural, and recreational services	65.49	640.00	58.05	580.00	12.82	10.34
12. Government services, n.i.e.	3,878.79	37,900.00	3,275.94	32,730.00	18.40	15.80

Description	* July - September, 2014		** July - September, 2013		Change in July - September, 2014 over July - September, 2013	
	Rs	\$	Rs	\$	Rs	\$
Export of Services (TOTAL)	171,779.41	1,711,595.00	101,477.60	992,072.00	69.28	72.53
1. Manufacturing services on physical inputs owned by others	0.00	0.00	0.00	0.00	0.00	0.00
2. Maintenance and repair services n.i.e.	282.62	2,816.00	99.63	974.00	183.67	189.12
3. Transport	33,208.13	330,883.00	31,278.81	305,790.00	6.17	8.21
4. Travel	6,688.64	66,645.00	6,892.00	67,378.00	-2.95	-1.09
5. Construction services	799.18	7,963.00	504.79	4,935.00	58.32	61.36
6. Insurance and Pension services	1,275.20	12,706.00	1,838.75	17,976.00	-30.65	-29.32
7. Financial services	1,396.74	13,917.00	2,074.71	20,283.00	-32.68	-31.39
8. Charges for the use of intellectual services	185.67	1,850.00	91.96	899.00	101.90	105.78
9. Telecommunication, Computer and information services	19,417.68	193,476.00	18,186.59	177,797.00	6.77	8.82
10. Other business services	20,100.84	200,283.00	18,837.46	184,160.00	6.71	8.75
11. Personal, cultural, and recreational services	258.24	2,573.00	326.61	3,193.00	-20.93	-19.42
12. Government services, n.i.e.	88,166.47	878,483.00	21,346.29	208,687.00	313.03	320.96
Import of Services (TOTAL)	216,657.78	2,158,759.00	194,023.41	1,885,814.00	11.67	14.47
1. Manufacturing services on physical inputs owned by others	0.00	0.00	0.00	0.00	0.00	0.00
2. Maintenance and repair services n.i.e.	573.17	5,711.00	2,231.28	21,687.00	-74.31	-73.67
3. Transport	111,334.90	1,109,331.00	97,780.77	950,382.00	13.86	16.72
4. Travel	31,216.26	311,036.00	29,810.95	289,748.00	4.71	7.35
5. Construction services	222.30	2,215.00	2.16	21.00	10191.67	10447.62
6. Insurance and Pension services	6,735.90	67,116.00	6,573.98	63,896.00	2.46	5.04
7. Financial services	8,062.30	80,332.00	3,135.04	30,471.00	157.17	163.63
8. Charges for the use of intellectual services	3,353.40	33,413.00	3,508.51	34,101.00	-4.42	-2.02
9. Telecommunication, Computer and information services	10,031.30	99,951.00	8,509.28	82,706.00	17.89	20.85
10. Other business services	30,867.88	307,565.00	31,867.31	309,735.00	-3.14	-0.70
11. Personal, cultural, and recreational services	159.48	1,589.00	168.53	1,638.00	-5.37	-2.99
12. Government services, n.i.e.	14,100.89	140,500.00	10,435.60	101,429.00	35.12	38.52

* Provisional figures based on figures provided by the State Bank of Pakistan.

** Revised by SBP

Note:- SBP has switched over from BPM- to BPM 6th addition from July, 2014.

Note:- Dollar value is converted into Rupees on monthly average exchange rate provided by SBP.

September, 2014 (1\$=Rs. 102.342495), August, 2014 (1\$=Rs. 100.089726) and September, 2013 (1\$=Rs. 105.248845) respectively.

10.22 Export of Services by Sectors (Detail) (Monthly)

Description	Rs. in Millions Dollars in Thousands									
	* September, 2014		** August, 2014		** September, 2013		% Change in September, 2014 over			
							August, 2014		September, 2013	
	Rs	\$	Rs	\$	Rs	\$	Rs	\$	Rs	\$
Services	69,015.99	674,363.00	69,230.33	691,683.00	36,550.82	347,280.00	-0.31	-2.50	88.82	94.18
1. Manufacturing services on physical inputs owned by others	0.00	0.00	0.00	0.00	0.00	0.00	0.00	0.00	0.00	0.00
1.1 Goods for processing in reporting economy	0.00	0.00	0.00	0.00	0.00	0.00	0.00	0.00	0.00	0.00
1.2 Goods for processing abroad	0.00	0.00	0.00	0.00	0.00	0.00	0.00	0.00	0.00	0.00
2. Maintenance and repair services n.i.e.	79.83	780.00	178.16	1,780.00	56.10	533.00	-55.19	-56.18	42.30	46.34
3. Transport	9,408.35	91,930.00	12,004.75	119,940.00	10,730.23	101,951.00	-21.63	-23.35	-12.32	-9.83
3.1 Sea transport	2,615.88	25,560.00	2,561.29	25,590.00	1,883.43	17,895.00	2.13	-0.12	38.89	42.83
3.1.1 Passenger	0.00	0.00	0.00	0.00	0.00	0.00	0.00	0.00	0.00	0.00
3.1.2 Freight	252.79	2,470.00	247.22	2,470.00	281.12	2,671.00	2.25	0.00	-10.08	-7.53
3.1.3 Other	2,363.09	23,090.00	2,314.07	23,120.00	1,602.31	15,224.00	2.12	-0.13	47.48	51.67
3.2 Air transport	6,780.19	66,250.00	9,418.44	94,100.00	8,762.70	83,257.00	-28.01	-29.60	-22.62	-20.43
3.2.1 Passenger	5,100.75	49,840.00	4,980.46	49,760.00	5,433.05	51,621.00	2.42	0.16	-6.12	-3.45
3.2.2 Freight	516.83	5,050.00	505.45	5,050.00	1,018.28	9,675.00	2.25	0.00	-49.24	-47.80
3.2.3 Other	1,162.61	11,360.00	3,932.53	39,290.00	2,311.37	21,961.00	-70.44	-71.09	-49.70	-48.27
3.3 Road transport	3.07	30.00	24.02	240.00	61.89	588.00	-87.22	-87.50	-95.04	-94.90
3.3.1 Passenger	0.00	0.00	0.00	0.00	0.00	0.00	0.00	0.00	0.00	0.00
3.3.2 Freight	3.07	30.00	24.02	240.00	61.89	588.00	-87.22	-87.50	-95.04	-94.90
3.3.3 Other	0.00	0.00	0.00	0.00	0.00	0.00	0.00	0.00	0.00	0.00
3.4 Rail transport	0.00	0.00	0.00	0.00	0.00	0.00	0.00	0.00	0.00	0.00
3.4.1 Passenger	0.00	0.00	0.00	0.00	0.00	0.00	0.00	0.00	0.00	0.00
3.4.2 Freight	0.00	0.00	0.00	0.00	0.00	0.00	0.00	0.00	0.00	0.00
3.4.3 Other	0.00	0.00	0.00	0.00	0.00	0.00	0.00	0.00	0.00	0.00
3.5 Postal and courier services	9.21	90.00	1.00	10.00	22.21	211.00	821.00	800.00	-58.53	-57.35
3.6 Electricity transmission	0.00	0.00	0.00	0.00	0.00	0.00	0.00	0.00	0.00	0.00
3.7 Other supporting and auxiliary transport service	0.00	0.00	0.00	0.00	0.00	0.00	0.00	0.00	0.00	0.00
4. Travel	2,158.40	21,090.00	2,707.42	27,050.00	2,213.06	21,027.00	-20.28	-22.03	-2.47	0.30
4.1 Business	30.70	300.00	71.06	710.00	0.00	0.00	-56.80	-57.75	100.00	100.00
and services by border, seasonal, and other short-term workers	0.00	0.00	0.00	0.00	0.00	0.00	0.00	0.00	0.00	0.00
4.1.2 Other	30.70	300.00	71.06	710.00	0.00	0.00	-56.80	-57.75	100.00	100.00
4.2 Personal	2,127.70	20,790.00	2,636.36	26,340.00	2,213.06	21,027.00	-19.29	-21.07	-3.86	-1.13
expenditure	4.09	40.00	46.04	460.00	29.89	284.00	-91.12	-91.30	-86.32	-85.92
expenditure	34.80	340.00	47.04	470.00	37.15	353.00	-26.02	-27.66	-6.33	-3.68
4.2.3 Other	2,088.81	20,410.00	2,543.28	25,410.00	2,146.02	20,390.00	-17.87	-19.68	-2.67	0.10
4.2.3.1 Religious travel	0.00	0.00	0.00	0.00	0.00	0.00	0.00	0.00	0.00	0.00
4.2.3.2 Other	2,088.81	20,410.00	2,543.28	25,410.00	2,146.02	20,390.00	-17.87	-19.68	-2.67	0.10
5. Construction services	199.57	1,950.00	422.38	4,220.00	142.72	1,356.00	-52.75	-53.79	39.83	43.81
5.1 Construction abroad	199.57	1,950.00	422.38	4,220.00	142.72	1,356.00	-52.75	-53.79	39.83	43.81
economy	0.00	0.00	0.00	0.00	0.00	0.00	0.00	0.00	0.00	0.00
6. Insurance and Pension services	910.84	8,900.00	157.14	1,570.00	636.55	6,048.00	479.64	466.88	43.09	47.16
6.1 Direct Insurance	108.68	1,062.00	13.11	131.00	318.28	3,024.00	728.99	710.69	-65.85	-64.88
6.1.1 Life insurance	0.20	2.00	0.10	1.00	0.74	7.00	100.00	100.00	-72.97	-71.43
6.1.2 Freight insurance	3.07	30.00	4.00	40.00	4.32	41.00	-23.25	-25.00	-28.94	-26.83
6.1.3 Other direct insurance	105.41	1,030.00	9.01	90.00	313.22	2,976.00	1069.92	1044.44	-66.35	-65.39
6.2 Reinsurance	801.85	7,835.00	144.03	1,439.00	318.27	3,024.00	456.72	444.48	151.94	159.09
6.3 Auxiliary insurance services	0.31	3.00	0.00	0.00	0.00	0.00	100.00	100.00	100.00	100.00
6.4 Pension and standardized guarantee services	0.00	0.00	0.00	0.00	0.00	0.00	0.00	0.00	0.00	0.00

Contd.

10.22 Export of Services by Sectors (Detail) (Monthly)

Rs. in Millions
Dollars in Thousands

Description	* September, 2014		** August, 2014		** September, 2013		% Change in September, 2014 over			
							August, 2014		September, 2013	
	Rs	\$	Rs	\$	Rs	\$	Rs	\$	Rs	\$
7. Financial services	721.51	7,050.00	268.24	2,680.00	654.33	6,217.00	168.98	163.06	10.27	13.40
7.1 Explicitly charged and other financial services	721.51	7,050.00	268.24	2,680.00	333.22	3,166.00	168.98	163.06	116.53	122.68
7.2 Financial intermediation service charges indirectly measured (FISIM) services	0.00	0.00	0.00	0.00	321.11	3,051.00	0.00	0.00	-100.00	-100.00
9. Telecommunication, Computer and information services	6,258.25	61,150.00	6,440.77	64,350.00	5,379.26	51,110.00	-2.83	-4.97	16.34	19.64
9.1 Telecommunications services	2,989.43	29,210.00	3,628.26	36,250.00	3,141.89	29,852.00	-17.61	-19.42	-4.85	-2.15
9.1.1 Call centres services	477.84	4,669.00	486.64	4,862.00	218.39	2,075.00	-1.81	-3.97	118.80	125.01
9.1.2 Computer services	2,511.59	24,541.00	3,141.62	31,388.00	2,923.50	27,777.00	-20.05	-21.81	-14.09	-11.65
9.2 Computer services	3,266.77	31,920.00	2,803.51	28,010.00	2,231.69	21,204.00	16.52	13.96	46.38	50.54
9.2.1 Computer services	2.15	21.00	1.60	16.00	1.16	11.00	34.38	31.25	85.34	90.91
9.2.2 Maintenance & repairs of computer	724.99	7,084.00	609.85	6,093.00	542.24	5,152.00	18.88	16.26	33.70	37.50
9.2.3 Export / Import of Computer Software services	0.31	3.00	15.01	150.00	10.10	96.00	-97.93	-98.00	-96.93	-96.88
9.2.4 Information services	2,171.30	21,216.00	1,654.58	16,531.00	1,412.33	13,419.00	31.23	28.34	53.74	58.10
9.3 Information services	368.02	3,596.00	522.47	5,220.00	265.86	2,526.00	-29.56	-31.11	38.43	42.36
9.3.1 News agency services	2.05	20.00	9.00	90.00	5.68	54.00	-77.22	-77.78	-63.91	-62.96
9.3.2 Other business services	1.23	12.00	5.20	52.00	2.00	19.00	-76.35	-76.92	-38.50	-36.84
9.3.3 Professional and management consulting services	0.82	8.00	3.80	38.00	3.68	35.00	-78.42	-78.95	-77.72	-77.14
10. Other business services	6,312.79	61,683.00	5,743.44	57,383.00	7,180.40	68,223.00	9.91	7.49	-12.08	-9.59
10.1 Professional and management consulting services	75.73	740.00	59.05	590.00	40.94	389.00	28.25	25.42	84.98	90.23
10.1.1 Legal, accounting, management consulting, and public relations services	1,451.21	14,180.00	1,546.39	15,450.00	1,429.91	13,586.00	-6.15	-8.22	1.49	4.37
10.1.2 Accounting, auditing, bookkeeping, and tax and management consulting and public relations services	1,226.06	11,980.00	1,175.06	11,740.00	1,112.37	10,569.00	4.34	2.04	10.22	13.35
10.1.3 research, and public opinion polling	99.27	970.00	63.06	630.00	81.15	771.00	57.42	53.97	22.33	25.81
10.1.4 Technical, trade-related and other business services	40.94	400.00	24.02	240.00	41.78	397.00	70.44	66.67	-2.01	0.76
10.1.5 Architectural, engineering, scientific and other technical services	1,085.85	10,610.00	1,087.98	10,870.00	989.44	9,401.00	-0.20	-2.39	9.74	12.86
10.1.6 Waste treatment and de-pollution, agricultural and mining services	225.15	2,200.00	371.33	3,710.00	317.54	3,017.00	-39.37	-40.70	-29.10	-27.08
10.1.7 Architectural, engineering, scientific and other technical services	4,785.85	46,763.00	4,138.00	41,343.00	5,709.55	54,248.00	15.66	13.11	-16.18	-13.80
10.1.8 Waste treatment and de-pollution, agricultural and mining services	560.84	5,480.00	105.09	1,050.00	662.02	6,290.00	433.68	421.90	-15.28	-12.88
10.1.9 services n.i.e.	1.02	10.00	1.00	10.00	1.16	11.00	2.00	0.00	-12.07	-9.09
10.1.10 services	0.00	0.00	0.00	0.00	3.37	32.00	0.00	0.00	-100.00	-100.00
10.1.11 services	19.96	195.00	16.61	166.00	15.68	149.00	20.17	17.47	27.30	30.87
10.1.12 services n.i.e.	4,204.03	41,078.00	4,015.30	40,117.00	5,027.32	47,766.00	4.70	2.40	-16.38	-14.00
11. Personal, cultural, and recreational services	133.04	1,300.00	74.07	740.00	39.05	371.00	79.61	75.68	240.69	250.40
11.1 Audiovisual services	122.81	1,200.00	68.06	680.00	14.42	137.00	80.44	76.47	751.66	775.91
11.1.1 Audiovisual services	71.54	699.00	68.26	682.00	14.42	137.00	4.81	2.49	396.12	410.22
11.1.2 Other personal, cultural, and recreational services	51.27	501.00	-0.20	-2.00	0.00	0.00	-25735.00	-25150.00	100.00	100.00
11.2 Other personal, cultural, and recreational services	10.23	100.00	6.01	60.00	24.63	234.00	70.22	66.67	-58.47	-57.26
12. Government services, n.i.e.	42,793.50	418,140.00	41,153.89	411,170.00	9,460.39	89,886.00	3.98	1.70	352.34	365.19
12.1 Embassies and consulates	2,861.50	27,960.00	1,671.50	16,700.00	2,598.70	24,691.00	71.19	67.43	10.11	13.24
12.2 Military units and agencies	115.65	1,130.00	37,547.66	375,140.00	4,149.01	39,421.00	-99.69	-99.70	-97.21	-97.13
12.3 Other	39,816.35	389,050.00	1,934.73	19,330.00	2,712.68	25,774.00	1957.98	1912.67	1367.79	1409.47

* Provisional ** Revised

Note: 1. The data are presented as per 6(EBOPS0.002010) classification aligned with MSITS0.00 2010 classification

10.23 Export of Services by Sectors (Detail) (Cumulative)

Description	Rs. in Millions					
	Dollars in Thousands					
	* July - September, 2014		** July - September, 2013		% Change in July - September, 2014 over	
	July - September, 2013					
	Rs	\$	Rs	\$	Rs	\$
Services	171,779.41	1,711,595.00	101,477.60	992,072.00	69.28	72.53
1.Manufacturing services on physical inputs owned by others	0.00	0.00	0.00	0.00	0.00	0.00
1.1 Goods for processing in reporting economy	0.00	0.00	0.00	0.00	0.00	0.00
1.2 Goods for processing abroad	0.00	0.00	0.00	0.00	0.00	0.00
2.Maintenance and repair services n.i.e.	282.62	2,816.00	99.63	974.00	183.67	189.12
3. Transport	33,208.13	330,883.00	31,278.81	305,790.00	6.17	8.21
3.1 Sea transport	7,656.02	76,284.00	4,640.52	45,367.00	64.98	68.15
3.1.1 Passenger	0.00	0.00	0.00	0.00	0.00	0.00
3.1.2 Freight	743.88	7,412.00	642.78	6,284.00	15.73	17.95
3.1.3 Other	6,912.14	68,872.00	3,997.74	39,083.00	72.90	76.22
3.2 Air transport	25,485.97	253,940.00	26,311.17	257,225.00	-3.14	-1.28
3.1.1 Passenger	14,989.49	149,354.00	15,414.68	150,698.00	-2.76	-0.89
3.1.2 Freight	1,520.89	15,154.00	2,404.80	23,510.00	-36.76	-35.54
3.1.3 Other	8,975.59	89,432.00	8,491.69	83,017.00	5.70	7.73
3.3 Road transport	50.78	506.00	75.90	742.00	-33.10	-31.81
3.3.1 Passenger	0.00	0.00	0.00	0.00	0.00	0.00
3.3.2 Freight	50.78	506.00	75.90	742.00	-33.10	-31.81
3.3.3 Other	0.00	0.00	0.00	0.00	0.00	0.00
3.4 Rail transport	0.00	0.00	0.00	0.00	0.00	0.00
3.4.1 Passenger	0.00	0.00	0.00	0.00	0.00	0.00
3.4.2 Freight	0.00	0.00	0.00	0.00	0.00	0.00
3.4.3 Other	0.00	0.00	0.00	0.00	0.00	0.00
3.5 Postal and courier services	15.36	153.00	251.22	2,456.00	-93.89	-93.77
3.6 Electricity transmission	0.00	0.00	0.00	0.00	0.00	0.00
3.7 Other supporting and auxiliary transport service	0.00	0.00	0.00	0.00	0.00	0.00
4. Travel	6,688.64	66,645.00	6,892.00	67,378.00	-2.95	-1.09
4.1 Business	181.56	1,809.00	79.07	773.00	129.62	134.02
4.1.1 Acquisition of goods and services by border, seasonal, and other short-term workers	0.00	0.00	0.00	0.00	0.00	0.00
4.1.2 Other	181.56	1,809.00	79.07	773.00	129.62	134.02
4.2 Personal	6,507.08	64,836.00	6,812.93	66,605.00	-4.49	-2.66
4.2.1 Health-related expenditure	56.70	565.00	41.53	406.00	36.53	39.16
4.2.2 Education-related expenditure	100.46	1,001.00	61.68	603.00	62.87	66.00
4.2.3 Other	6,349.92	63,270.00	6,709.72	65,596.00	-5.36	-3.55
4.2.3.1 Religious travel	11.14	111.00	0.00	0.00	100.00	100.00
4.2.3.2 Other	6,338.78	63,159.00	6,709.72	65,596.00	-5.53	-3.72
5.Construction services	799.18	7,963.00	504.79	4,935.00	58.32	61.36
5.1 Construction abroad	799.18	7,963.00	504.79	4,935.00	58.32	61.36
economy	0.00	0.00	0.00	0.00	0.00	0.00
6. Insurance and Pension services	1,275.20	12,706.00	1,838.75	17,976.00	-30.65	-29.32
6.1 Direct Insurance	168.41	1,678.00	641.46	6,271.00	-73.75	-73.24
6.1.1 Life insurance	2.01	20.00	0.92	9.00	118.48	122.22
6.1.2 Freight insurance	9.33	93.00	74.88	732.00	-87.54	-87.30
6.1.3 Other direct insurance	157.07	1,565.00	565.66	5,530.00	-72.23	-71.70
6.2 Reinsurance	1,106.49	11,025.00	1,197.29	11,705.00	-7.58	-5.81
6.3 Auxiliary insurance services	0.30	3.00	0.00	0.00	100.00	100.00
6.4 Pension and standardized guarantee services	0.00	0.00	0.00	0.00	0.00	0.00

Contd.

10.23 Export of Services by Sectors (Detail) (Cumulative)

Description	Rs. in Millions Dollars in Thousands					
	* July - September, 2014		** July - September, 2013		% Change in July - September, 2014 over	
	Rs	\$	Rs	\$	Rs	\$
7. Financial services	1,396.74	13,917.00	2,074.71	20,283.00	-32.68	-31.39
7.1 Explicitly charged and other financial services	1,396.74	13,917.00	1,337.93	13,080.00	4.40	6.40
7.2 Financial intermediation service charges indirectly measured (FISIM)	0.00	0.00	736.78	7,203.00	-100.00	-100.00
8. Charges for the use of intellectual services	185.67	1,850.00	91.96	899.00	101.90	105.78
9. Telecommunication, Computer and information services	19,417.68	193,476.00	18,186.59	177,797.00	6.77	8.82
9.1 Telecommunications services	10,242.97	102,060.00	10,493.48	102,587.00	-2.39	-0.51
9.1.1 Call centres	1,385.10	13,801.00	803.58	7,856.00	72.37	75.67
9.1.2 Telecommunication services	8,857.87	88,259.00	9,689.90	94,731.00	-8.59	-6.83
9.2 Computer services	9,159.76	91,267.00	7,676.03	75,043.00	19.33	21.62
services	5.92	59.00	85.51	836.00	-93.08	-92.94
services	1,957.77	19,507.00	1,478.38	14,453.00	32.43	34.97
computer	21.98	219.00	15.85	155.00	38.68	41.29
Software	5,856.74	58,356.00	5,199.94	50,836.00	12.63	14.79
9.2.5 Other Computer services	1,317.35	13,126.00	896.35	8,763.00	46.97	49.79
9.3 Information services	14.95	149.00	17.08	167.00	-12.47	-10.78
9.3.1 News agency services	8.03	80.00	7.98	78.00	0.63	2.56
9.3.2 Other information services	6.92	69.00	9.10	89.00	-23.96	-22.47
10. Other business services	20,100.84	200,283.00	18,837.46	184,160.00	6.71	8.75
10.1 Research and development services	184.67	1,840.00	83.67	818.00	120.71	124.94
10.2 Professional and management consulting services	5,610.65	55,904.00	4,110.26	40,183.00	36.50	39.12
10.2.1 Legal, accounting, management consulting, and public relations	4,867.17	48,496.00	3,359.66	32,845.00	44.87	47.65
10.2.1.1 Legal services	368.13	3,668.00	256.23	2,505.00	43.67	46.43
10.2.1.2 Accounting, auditing, bookkeeping, and tax consulting services	126.26	1,258.00	172.66	1,688.00	-26.87	-25.47
10.2.1.3 Business and management consulting and public relations services	4,372.78	43,570.00	2,930.77	28,652.00	49.20	52.07
research, and public opinion polling	743.48	7,408.00	750.59	7,338.00	-0.95	0.95
10.3 Technical, trade-related and other business services	14,305.52	142,539.00	14,643.53	143,159.00	-2.31	-0.43
10.3.1 Architectural, engineering, scientific and other technical services	1,051.49	10,477.00	1,661.88	16,247.00	-36.73	-35.51
pollution, agricultural and mining services	13.15	131.00	1.64	16.00	701.83	718.75
10.3.3 Operating leasing services	0.30	3.00	8.59	84.00	-96.51	-96.43
10.3.4 Trade-related services	114.61	1,142.00	102.90	1,006.00	11.38	13.52
n.i.e.	13,125.97	130,786.00	12,868.52	125,806.00	2.00	3.96
11. Personal, cultural, and recreational services	258.24	2,573.00	326.61	3,193.00	-20.93	-19.42
11.1 Audiovisual and related services	237.16	2,363.00	144.33	1,411.00	64.32	67.47
11.1.1 Audiovisual services	187.08	1,864.00	113.64	1,111.00	64.63	67.78
11.1.2 Artistic related services	50.08	499.00	30.69	300.00	63.18	66.33
11.2 Other personal, cultural, and recreational services	21.08	210.00	182.28	1,782.00	-88.44	-88.22
12. Government services, n.i.e.	88,166.47	878,483.00	21,346.29	208,687.00	313.03	320.96
12.1 Embassies and consulates	7,083.96	70,584.00	9,346.62	91,375.00	-24.21	-22.75
12.2 Military units and agencies	37,887.03	377,503.00	4,863.92	47,551.00	678.94	693.89
12.3 Other	43,195.48	430,396.00	7,135.75	69,761.00	505.34	516.96

* Provisional ** Revised

Note: 1. The data are presented as per 6(EBOPS0.002010) classification aligned with MSITS0.00 2010 classification

10.24 Import of Services by Sectors (Detail) (Monthly)

Rs. in Millions
Dollars in Thousands

Description	* September, 2014		** August, 2014		** September, 2013		% Change in September, 2014 over			
							August, 2014		September, 2013	
	Rs	\$	Rs	\$	Rs	\$	Rs	\$	Rs	\$
Services	72,931.27	712,620.00	73,372.77	733,070.00	67,779.53	643,993.00	-0.60	-2.79	7.60	10.66
1.Manufacturing services on physical inputs owned by others	0.00	0.00	0.00	0.00	0.00	0.00	0.00	0.00	0.00	0.00
1.1 Goods for processing in reporting economy	0.00	0.00	0.00	0.00	0.00	0.00	0.00	0.00	0.00	0.00
1.2 Goods for processing abroad	0.00	0.00	0.00	0.00	0.00	0.00	0.00	0.00	0.00	0.00
2.Maintenance and repair services n.i.e.	242.55	2,370.00	167.15	1,670.00	835.15	7,935.00	45.11	41.92	-70.96	-70.13
3. Transport	32,914.36	321,610.00	38,459.47	384,250.00	33,257.38	315,988.00	-14.42	-16.30	-1.03	1.78
3.1 Sea transport	24,747.44	241,810.00	23,294.88	232,740.00	22,807.74	216,703.00	6.24	3.90	8.50	11.59
3.1.1 Passenger	0.00	0.00	0.00	0.00	0.00	0.00	0.00	0.00	0.00	0.00
3.1.2 Freight	23,651.35	231,100.00	22,209.91	221,900.00	21,792.51	207,057.00	6.49	4.15	8.53	11.61
3.1.3 Other	1,096.09	10,710.00	1,084.97	10,840.00	1,015.23	9,646.00	1.02	-1.20	7.96	11.03
3.2 Air transport	7,652.14	74,770.00	14,782.25	147,690.00	10,118.52	96,139.00	-48.23	-49.37	-24.37	-22.23
3.1.1 Passenger	2,600.52	25,410.00	9,733.73	97,250.00	5,815.31	55,253.00	-73.28	-73.87	-55.28	-54.01
3.1.2 Freight	2,504.32	24,470.00	2,568.30	25,660.00	2,276.01	21,625.00	-2.49	-4.64	10.03	13.16
3.1.3 Other	2,547.30	24,890.00	2,480.22	24,780.00	2,027.20	19,261.00	2.70	0.44	25.66	29.22
3.3 Road transport	248.59	2,429.00	236.41	2,362.00	201.87	1,918.00	5.15	2.84	23.14	26.64
3.3.1 Passenger	0.00	0.00	0.00	0.00	0.00	0.00	0.00	0.00	0.00	0.00
3.3.2 Freight	243.47	2,379.00	226.40	2,262.00	200.92	1,909.00	7.54	5.17	21.18	24.62
3.3.3 Other	5.12	50.00	10.01	100.00	0.95	9.00	-48.85	-50.00	438.95	455.56
3.4 Rail transport	131.10	1,281.00	121.91	1,218.00	108.20	1,028.00	7.54	5.17	21.16	24.61
3.4.1 Passenger	131.10	1,281.00	121.91	1,218.00	108.20	1,028.00	7.54	5.17	21.16	24.61
3.4.2 Freight	0.00	0.00	0.00	0.00	0.00	0.00	0.00	0.00	0.00	0.00
3.4.3 Other	0.00	0.00	0.00	0.00	0.00	0.00	0.00	0.00	0.00	0.00
3.5 Postal and courier services	135.09	1,320.00	24.02	240.00	21.05	200.00	462.41	450.00	541.76	560.00
3.6 Electricity transmission	0.00	0.00	0.00	0.00	0.00	0.00	0.00	0.00	0.00	0.00
3.7 Other supporting and auxiliary transport service	0.00	0.00	0.00	0.00	0.00	0.00	0.00	0.00	0.00	0.00
4. Travel	10,031.61	98,020.00	10,103.06	100,940.00	7,909.44	75,150.00	-0.71	-2.89	26.83	30.43
4.1 Business	282.47	2,760.00	152.14	1,520.00	365.42	3,472.00	85.66	81.58	-22.70	-20.51
4.1.1 Acquisition of goods and services by border, seasonal, and other short-term workers	0.00	0.00	0.00	0.00	0.00	0.00	0.00	0.00	0.00	0.00
4.1.2 Other	282.47	2,760.00	152.14	1,520.00	365.42	3,472.00	85.66	81.58	-22.70	-20.51
4.2 Personal	9,749.14	95,260.00	9,950.92	99,420.00	7,544.02	71,678.00	-2.03	-4.18	29.23	32.90
expenditure	13.30	130.00	22.02	220.00	4.74	45.00	-39.60	-40.91	180.59	188.89
expenditure	1,398.00	13,660.00	1,270.14	12,690.00	853.88	8,113.00	10.07	7.64	63.72	68.37
4.2.3 Other	8,337.84	81,470.00	8,658.76	86,510.00	6,685.40	63,520.00	-3.71	-5.83	24.72	28.26
4.2.3.1 Religious travel	2,026.48	19,801.00	3,103.98	31,012.00	353.00	3,354.00	-34.71	-36.15	474.07	490.37
4.2.3.2 Other	6,311.36	61,669.00	5,554.78	55,498.00	6,332.40	60,166.00	13.62	11.12	-0.33	2.50
5.Construction services	9.21	90.00	185.17	1,850.00	0.21	2.00	-95.03	-95.14	4285.71	4400.00
5.1 Construction abroad	0.00	0.00	0.00	0.00	0.00	0.00	0.00	0.00	0.00	0.00
economy	9.21	90.00	185.17	1,850.00	0.21	2.00	-95.03	-95.14	4285.71	4400.00
6. Insurance and Pension services	2,563.68	25,050.00	2,339.10	23,370.00	2,554.07	24,267.00	9.60	7.19	0.38	3.23
6.1 Direct Insurance	1,116.25	10,907.00	704.33	7,037.00	1,179.10	11,203.00	58.48	55.00	-5.33	-2.64
6.1.1 Life insurance	-7.47	-73.00	-3.30	-33.00	21.68	206.00	126.36	121.21	-134.46	-135.44
6.1.2 Freight insurance	502.50	4,910.00	592.53	5,920.00	482.67	4,586.00	-15.19	-17.06	4.11	7.06
6.1.3 Other direct insurance	621.22	6,070.00	115.10	1,150.00	674.75	6,411.00	439.72	427.83	-7.93	-5.32
6.2 Reinsurance	912.08	8,912.00	1,634.27	16,328.00	796.94	7,572.00	-44.19	-45.42	14.45	17.70
6.3 Auxiliary insurance services	535.35	5,231.00	0.50	5.00	578.03	5,492.00	106970.00	104520.00	-7.38	-4.75
6.4 Pension and standardized guarantee services	0.00	0.00	0.00	0.00	0.00	0.00	0.00	0.00	0.00	0.00

Contd.

10.24 Import of Services by Sectors (Detail) (Monthly)

Description	Rs. in Millions Dollars in Thousands									
	* September, 2014		** August, 2014		** September, 2013		% Change in September, 2014 over			
							August, 2014		September, 2013	
	Rs	\$	Rs	\$	Rs	\$	Rs	\$	Rs	\$
7. Financial services	5,209.23	50,900.00	1,945.74	19,440.00	1,474.33	14,008.00	167.72	161.83	253.33	263.36
7.1 Explicitly charged and other financial services	5,209.23	50,900.00	1,945.74	19,440.00	1,155.32	10,977.00	167.72	161.83	350.89	363.70
7.2 Financial intermediation service charges indirectly measured (FISIM) services	0.00	0.00	0.00	0.00	319.01	3,031.00	0.00	0.00	-100.00	-100.00
9. Telecommunication, Computer and information services	1,586.31	15,500.00	1,243.11	12,420.00	1,883.64	17,897.00	27.61	24.80	-15.78	-13.39
9.1 Telecommunications services	4,533.76	44,300.00	3,115.80	31,130.00	2,699.64	25,650.00	45.51	42.31	67.94	72.71
9.1.1 Call centres services	2,942.35	28,750.00	1,166.05	11,650.00	1,026.07	9,749.00	152.33	146.78	186.76	194.90
9.1.1.1 Call centres services	0.00	0.00	0.00	0.00	0.00	0.00	0.00	0.00	0.00	0.00
9.1.1.2 Call centres services	2,942.35	28,750.00	1,166.05	11,650.00	1,026.07	9,749.00	152.33	146.78	186.76	194.90
9.2 Computer services	1,429.71	13,970.00	1,345.21	13,440.00	1,501.69	14,268.00	6.28	3.94	-4.79	-2.09
9.2.1 Computer services	0.20	2.00	0.50	5.00	39.36	374.00	-60.00	-60.00	-99.49	-99.47
9.2.2 Computer services	1,029.46	10,059.00	973.77	9,729.00	1,093.96	10,394.00	5.72	3.39	-5.90	-3.22
9.2.3 Maintenance & repairs of computer	83.82	819.00	40.34	403.00	184.61	1,754.00	107.78	103.23	-54.60	-53.31
9.2.4 Export / Import of Computer Software services	53.93	527.00	112.60	1,125.00	105.14	999.00	-52.10	-53.16	-48.71	-47.25
9.2.4.1 Export / Import of Computer Software services	262.30	2,563.00	218.00	2,178.00	78.62	747.00	20.32	17.68	233.63	243.11
9.3 Information services	161.70	1,580.00	604.54	6,040.00	171.88	1,633.00	-73.25	-73.84	-5.92	-3.25
9.3.1 News agency services	96.51	943.00	582.42	5,819.00	89.15	847.00	-83.43	-83.79	8.26	11.33
9.3.1.1 News agency services	65.19	637.00	22.12	221.00	82.73	786.00	194.71	188.24	-21.20	-18.96
10. Other business services	11,896.28	116,240.00	12,480.18	124,690.00	14,208.27	134,997.00	-4.68	-6.78	-16.27	-13.89
10.1 Other business services	6.14	60.00	6.01	60.00	9.79	93.00	2.16	0.00	-37.28	-35.48
10.2 Professional and management consulting services	948.71	9,270.00	1,039.93	10,390.00	539.82	5,129.00	-8.77	-10.78	75.75	80.74
10.2.1 Legal, accounting, management consulting, and public relations services	458.49	4,480.00	653.59	6,530.00	258.81	2,459.00	-29.85	-31.39	77.15	82.19
10.2.1.1 Legal, accounting, management consulting, and public relations services	170.91	1,670.00	210.19	2,100.00	24.42	232.00	-18.69	-20.48	599.88	619.83
10.2.1.2 Accounting, auditing, bookkeeping, and tax services	46.05	450.00	87.08	870.00	2.53	24.00	-47.12	-48.28	1720.16	1775.00
10.2.1.3 Business and management consulting and public research, and public opinion polling	241.53	2,360.00	356.32	3,560.00	231.86	2,203.00	-32.22	-33.71	4.17	7.13
10.2.1.3.1 Business and management consulting and public research, and public opinion polling	490.22	4,790.00	386.35	3,860.00	281.01	2,670.00	26.88	24.09	74.45	79.40
10.3 Technical, trade-related and other business services	10,941.43	106,910.00	11,434.24	114,240.00	13,658.66	129,775.00	-4.31	-6.42	-19.89	-17.62
10.3.1 Architectural, engineering, scientific and other technical services	2,272.00	22,200.00	596.53	5,960.00	1,948.89	18,517.00	280.87	272.48	16.58	19.89
10.3.2 Waste treatment and de-pollution, agricultural and mining services	9.21	90.00	0.00	0.00	0.00	0.00	100.00	100.00	100.00	100.00
10.3.2.1 Waste treatment and de-pollution, agricultural and mining services	1,112.46	10,870.00	1,105.99	11,050.00	989.02	9,397.00	0.58	-1.63	12.48	15.68
10.3.2.2 Waste treatment and de-pollution, agricultural and mining services	6.35	62.00	126.51	1,264.00	15.89	151.00	-94.98	-95.09	-60.04	-58.94
10.3.2.3 Waste treatment and de-pollution, agricultural and mining services n.i.e.	7,541.41	73,688.00	9,605.21	95,966.00	10,704.86	101,710.00	-21.49	-23.21	-29.55	-27.55
11. Personal, cultural, and recreational services	65.49	640.00	58.05	580.00	65.26	620.00	12.82	10.34	0.35	3.23
11.1 Audiovisual and other services	52.19	510.00	57.05	570.00	11.69	111.00	-8.52	-10.53	346.45	359.46
11.1.1 Audiovisual services	52.60	514.00	57.35	573.00	11.58	110.00	-8.28	-10.30	354.23	367.27
11.1.1.1 Audiovisual services	-0.41	-4.00	-0.30	-3.00	0.11	1.00	36.67	33.33	-472.73	-500.00
11.2 Other personal, cultural, and recreational services	13.30	130.00	1.00	10.00	53.57	509.00	1230.00	1200.00	-75.17	-74.46
12. Government services, n.i.e.	3,878.79	37,900.00	3,275.94	32,730.00	2,892.14	27,479.00	18.40	15.80	34.11	37.92
12.1 Embassies and consulates	1,409.26	13,770.00	1,138.02	11,370.00	1,134.27	10,777.00	23.83	21.11	24.24	27.77
12.2 Military units and agencies	8.19	80.00	31.03	310.00	48.73	463.00	-73.61	-74.19	-83.19	-82.72
12.3 Other	2,461.34	24,050.00	2,106.89	21,050.00	1,709.14	16,239.00	16.82	14.25	44.01	48.10

* Provisional ** Revised

Note: 1. The data are presented as per 6(EBOPS0.002010) classification aligned with MSITS0.00 2010 classification

10.25 Import of Services by Sectors (Detail) (Cumulative)

Description	Rs. in Millions Dollars in Thousands					
	* July - September, 2014		** July - September, 2013		% Change in July - September, 2014 over	
					July - September, 2013	
	Rs	\$	Rs	\$	Rs	\$
Services	<u>216,657.78</u>	<u>2,158,759.00</u>	<u>194,023.41</u>	<u>1,885,814.00</u>	11.67	14.47
1.Manufacturing services on physical inputs owned by others	0.00	0.00	0.00	0.00	0.00	0.00
1.1 Goods for processing in reporting economy	0.00	0.00	0.00	0.00	0.00	0.00
1.2 Goods for processing abroad	0.00	0.00	0.00	0.00	0.00	0.00
2.Maintenance and repair services n.i.e.	573.17	5,711.00	2,231.28	21,687.00	-74.31	-73.67
3. Transport	111,334.90	1,109,331.00	97,780.77	950,382.00	13.86	16.72
3.1 Sea transport	72,638.74	723,766.00	64,145.77	623,466.00	13.24	16.09
3.1.1 Passenger	0.00	0.00	0.00	0.00	0.00	0.00
3.1.2 Freight	69,002.62	687,536.00	61,575.89	598,488.00	12.06	14.88
3.1.3 Other	3,636.12	36,230.00	2,569.88	24,978.00	41.49	45.05
3.2 Air transport	37,426.57	372,915.00	32,624.56	317,095.00	14.72	17.60
3.1.1 Passenger	22,070.85	219,912.00	21,415.46	208,148.00	3.06	5.65
3.1.2 Freight	7,863.28	78,349.00	6,293.32	61,168.00	24.95	28.09
3.1.3 Other	7,492.44	74,654.00	4,915.78	47,779.00	52.42	56.25
3.3 Road transport	712.38	7,098.00	520.81	5,062.00	36.78	40.22
3.3.1 Passenger	0.00	0.00	0.00	0.00	0.00	0.00
3.3.2 Freight	691.40	6,889.00	519.88	5,053.00	32.99	36.33
3.3.3 Other	20.98	209.00	0.93	9.00	2155.91	2222.22
3.4 Rail transport	372.24	3,709.00	279.85	2,720.00	33.01	36.36
3.4.1 Passenger	372.24	3,709.00	279.85	2,720.00	33.01	36.36
3.4.2 Freight	0.00	0.00	0.00	0.00	0.00	0.00
3.4.3 Other	0.00	0.00	0.00	0.00	0.00	0.00
3.5 Postal and courier services	184.97	1,843.00	209.78	2,039.00	-11.83	-9.61
3.6 Electricity transmission	0.00	0.00	0.00	0.00	0.00	0.00
3.7 Other supporting and auxiliary transport service	0.00	0.00	0.00	0.00	0.00	0.00
4. Travel	31,216.26	311,036.00	29,810.95	289,748.00	4.71	7.35
4.1 Business	622.45	6,202.00	692.42	6,730.00	-10.11	-7.85
4.1.1 Acquisition of goods and services by border, seasonal, and other short-term workers	0.00	0.00	0.00	0.00	0.00	0.00
4.1.2 Other	622.45	6,202.00	692.42	6,730.00	-10.11	-7.85
4.2 Personal	30,593.81	304,834.00	29,118.53	283,018.00	5.07	7.71
4.2.1 Health-related expenditure	40.35	402.00	25.72	250.00	56.88	60.80
4.2.2 Education-related expenditure	5,069.09	50,508.00	2,892.02	28,109.00	75.28	79.69
4.2.3 Other	25,484.37	253,924.00	26,200.79	254,659.00	-2.73	-0.29
4.2.3.1 Religious travel	7,520.64	74,935.00	7,570.44	73,581.00	-0.66	1.84
4.2.3.2 Other	17,963.73	178,989.00	18,630.35	181,078.00	-3.58	-1.15
5.Construction services	222.30	2,215.00	2.16	21.00	10191.67	10447.62
5.1 Construction abroad	0.00	0.00	0.00	0.00	0.00	0.00
economy	222.30	2,215.00	2.16	21.00	10191.67	10447.62
6. Insurance and Pension services	6,735.90	67,116.00	6,573.98	63,896.00	2.46	5.04
6.1 Direct Insurance	2,711.58	27,018.00	2,580.58	25,082.00	5.08	7.72
6.1.1 Life insurance	-10.84	-108.00	26.03	253.00	-141.64	-142.69
6.1.2 Freight insurance	1,802.40	17,959.00	1,520.65	14,780.00	18.53	21.51
6.1.3 Other direct insurance	920.02	9,167.00	1,033.90	10,049.00	-11.01	-8.78
6.2 Reinsurance	3,497.52	34,849.00	3,426.71	33,306.00	2.07	4.63
6.3 Auxiliary insurance services	526.80	5,249.00	566.69	5,508.00	-7.04	-4.70
6.4 Pension and standardized guarantee services	0.00	0.00	0.00	0.00	0.00	0.00

Contd.

10.25 Import of Services by Sectors (Detail) (Cumulative)

Description	Rs. in Millions Dollars in Thousands					
	* July - September, 2014		** July - September, 2013		% Change in July - September, 2014 over	
	July - September, 2013					
	Rs	\$	Rs	\$	Rs	\$
7. Financial services	8,062.30	80,332.00	3,135.04	30,471.00	157.17	163.63
7.1 Explicitly charged and other financial services	8,062.30	80,332.00	2,615.36	25,420.00	208.27	216.02
7.2 Financial intermediation service charges indirectly measured (FISIM)	0.00	0.00	519.68	5,051.00	-100.00	-100.00
8. Charges for the use of intellectual services	3,353.40	33,413.00	3,508.51	34,101.00	-4.42	-2.02
9. Telecommunication, Computer and information services	10,031.30	99,951.00	8,509.28	82,706.00	17.89	20.85
9.1 Telecommunications services	5,003.16	49,851.00	4,451.87	43,270.00	12.38	15.21
9.1.1 Call centres	0.10	1.00	0.00	0.00	100.00	100.00
9.1.2 Telecommunication services	5,003.06	49,850.00	4,451.87	43,270.00	12.38	15.21
9.2 Computer services	4,081.13	40,664.00	3,599.46	34,985.00	13.38	16.23
services	2.31	23.00	62.55	608.00	-96.31	-96.22
services	3,012.87	30,020.00	2,760.22	26,828.00	9.15	11.90
computer	176.24	1,756.00	220.28	2,141.00	-19.99	-17.98
9.2.4 Export / Import of Computer Software	219.89	2,191.00	368.64	3,583.00	-40.35	-38.85
9.2.5 Other Computer services	669.82	6,674.00	187.77	1,825.00	256.72	265.70
9.3 Information services	947.01	9,436.00	457.95	4,451.00	106.79	112.00
9.3.1 News agency services	793.76	7,909.00	296.93	2,886.00	167.32	174.05
9.3.2 Other information services	153.25	1,527.00	161.02	1,565.00	-4.83	-2.43
10. Other business services	30,867.88	307,565.00	31,867.31	309,735.00	-3.14	-0.70
10.1 Research and development services	17.76	177.00	27.98	272.00	-36.53	-34.93
10.2 Professional and management consulting services	2,543.48	25,343.00	1,586.70	15,422.00	60.30	64.33
management consulting, and public relations	1,338.73	13,339.00	602.60	5,857.00	122.16	127.74
10.2.1.1 Legal services	449.02	4,474.00	52.57	511.00	754.14	775.54
10.2.1.2 Accounting, auditing, bookkeeping, and tax consulting services	132.58	1,321.00	2.78	27.00	4669.06	4792.59
management consulting and public relations services	757.13	7,544.00	547.25	5,319.00	38.35	41.83
research, and public opinion polling	1,204.75	12,004.00	984.10	9,565.00	22.42	25.50
10.3 Technical, trade-related and other business services	28,306.64	282,045.00	30,252.63	294,041.00	-6.43	-4.08
10.3.1 Architectural, engineering, scientific and other technical services	3,150.67	31,393.00	5,247.38	51,002.00	-39.96	-38.45
pollution, agricultural and mining services	9.03	90.00	168.22	1,635.00	-94.63	-94.50
10.3.3 Operating leasing services	2,619.85	26,104.00	2,339.93	22,743.00	11.96	14.78
10.3.4 Trade-related services	136.79	1,363.00	21.71	211.00	530.08	545.97
n.i.e.	22,390.30	223,095.00	22,475.39	218,450.00	-0.38	2.13
11. Personal, cultural, and recreational services	159.48	1,589.00	168.53	1,638.00	-5.37	-2.99
11.1 Audiovisual and related services	136.80	1,363.00	79.02	768.00	73.12	77.47
11.1.1 Audiovisual services	137.50	1,370.00	78.81	766.00	74.47	78.85
11.1.2 Artistic related services	-0.70	-7.00	0.21	2.00	-433.33	-450.00
11.2 Other personal, cultural, and recreational services	22.68	226.00	89.51	870.00	-74.66	-74.02
12. Government services, n.i.e.	14,100.89	140,500.00	10,435.60	101,429.00	35.12	38.52
12.1 Embassies and consulates	4,998.24	49,802.00	4,103.50	39,884.00	21.80	24.87
12.2 Military units and agencies	94.94	946.00	91.77	892.00	3.45	6.05
12.3 Other	9,007.71	89,752.00	6,240.33	60,653.00	44.35	47.98

* Provisional ** Revised

Note:1. The data are presented as per 6(EBOPS0.002010) classification aligned with MSITS0.00 2010 classification

REGIONAL AND FIELD OFFICES OF PAKISTAN BUREAU OF STATISTICS

PUNJAB

Chief Statistical Officer,
Regional Office,
Pakistan Bureau of Statistics,
Gul Plaza, (1st & 2nd Floor),
I.J. Principal Road,
Near Pindora Chungi,
Rawalpindi
Phone: 051- 4411528)
Fax 051 - 4410474

Statistical Officer (I/C),
Regional Office,
Pakistan Bureau of Statistics,
USAID Building,
Gurumangat Road,
Gulberg-III,
Lahore.
Phone & Fax:042-99263266
Email:lhrfbs@lhr.comsats.net.pk

Statistical Officer (I/C),
Regional Office,
Pakistan Bureau of Statistics,
House # 20, Block-T,
New Multan Colony, Rahim Chowk,
Masoom Shah Road,
Multan.
Phone & Fax:061-9220177
E-mail:muxfbs@brain.net.pk

Chief Statistical Officer,
Regional Office,
Pakistan Bureau of Statistics,
51-A, Satellite Town,
Gujranwala.
Phone & Fax: 055-9200418

Chief Statistical Officer,
Regional Office,
Pakistan Bureau of Statistics,
House # 04, Rehman Town,
Satyana Road,
Faisalabad.
Phone & Fax: 041-9220049
E-mail:fsdfbs@fsd.comsats.net.pk

Chief Statistical Officer,
Regional Office,
Pakistan Bureau of Statistics,
House # 100/27-C, Zaidi Road,
Satellite Town,
Sargodha
Phone & Fax:048-3220004

Chief Statistical Officer,
Regional Office,
Pakistan Bureau of Statistics,
House # 25/B.K.,
Satellite Town,
Bahawalpur.
Phone & Fax: 062-9250026

Statistical Officer(I/C),
Field Office,
Pakistan Bureau of Statistics,
Capital Road,
Near Masjid Abdur Rashid
Jinnah Town,
Sialkot.
Phone & Fax: 052 - 4262644
E-mail:sktfbs@skt.comsats.net.pk

Statistical Officer(I/C),
Field Office,
Pakistan Bureau of Statistics,
Building # 09-D-3(X)
Amar Colony,
Jhang Saddar.
Phone & Fax: 047-9200194

Statistical Officer(I/C),
Field Office.
Pakistan Bureau of Statistics,
House at Khasra #51/11/1/3/2
(G.F), Chak#9/W.B.(Behind
Cooperative Workshop),
Burawala Road,
Vehari.
Phone & Fax: 067-3364219

Statistical Officer (I/C),
Field Office,
Pakistan Bureau of Statistics,
House # 213/ D,
Mohallah Mir Abdullah Khan Rokri,
Mianwali.
Phone: 045-9231626
Fax: 045-9233700

Statistical Officer (I/C),
Field Office,
Pakistan Bureau of Statistics
House # 79(GF), Block#C,
Street # 2, Khyaban-e-Sarwar,
Dera Ghazi Khan.
Phone: 064-9239056

Statistical Officer(I/C),
Field Office,
Pakistan Bureau of Statistics,
House # 7, (G.F.), Street #1,
Azam Town, Mud Darbari,
Rahim Yar Khan.
Phone & Fax: 068-5871754

Statistical Officer (I/C),
Field Office,
Pakistan Bureau of Statistics,
House # 43 B-7, Gulistan Colony,
Near Govt. Girls College
Sahiwal.
Phone: 040-9200242

Statistical Officer(I/C),
Field Office,
Pakistan Bureau of Statistics,
Building # 192, Khan Baba Road,
Bahawalnagar.
Phone & Fax: 063-9240049

SINDH:

Chief Statistical Officer,
Regional Office,
Pakistan Bureau of Statistics,
1-B, S.M.C.H. Society
Karachi.
Phone & Fax: 021- 34557933
Email:khifbs@khi.comsats.net.pk

Chief Statistical Officer,
Regional Office,
Pakistan Bureau of Statistics,
Bungalow # A-46, G.O.R. Colony,
Unit # 1, Latifabad,
Hyderabad.
Fax & Phone: 022-9200641

Chief Statistical Officer,
Regional Office,
Pakistan Bureau of Statistics,
Bungalow # 10-A,
Professor Housing Society,
Shikarpur Road,
Sukkur.
Phone & Fax: 071-5807132

Chief Statistical Officer,
Regional Office,
Pakistan Bureau of Statistics,
Building # 45/17, Ward "C",
Near Shah Latif Market,
Lohari Mohallah,
Larkana.
(Phone: 074-9410010)
Fax:074-4054438

Statistical Officer(I/C),
Field Office,
Pakistan Bureau of Statistics,
House # 180,
Um-e-Hain, Near satari
Cotton Factory, Ring Road
Mirpur Khas.
Phone & Fax: -0233-923096

Statistical Officer(I/C),
Field Office,
Pakistan Bureau of Statistics,
House # 68, Mubariak Colony,
Jam sahib Road,
Nawabshah.
Phone & Fax: 0244-9370311

Statistical Officer(I/C),
Field Office,
Pakistan Bureau of Statistics,
House # 199 Marakhpur,
Opp. DHO Office,
Sehwan Road, Dadu Town,
Dadu.
Phone & Fax: 025-9200345

Statistical Officer(I/C),
Field Office,
Pakistan Bureau of Statistics,
House # 292-I, 1st Family line,
Shah Abdul Latif Road,
Near Rifil Naka,
Jacobabad.
Phone : 0722-653403

KHYBER PAKHTOON KHWA

Chief Statistical Officer,
Regional Office,
Pakistan Bureau of Statistics,
State Life Insurance Building,
2nd Floor, 34-The Mall,
Peshawar Cantt.
Phone: 091-9213097
Fax – 091-9213098
E-mail:pshfbs@pes.comsats.net.pk

Chief Statistical Officer,
Regional Office,
Pakistan Bureau of Statistics,
Building #558-D,
Mohallah Ghazni Khel,
Bannu.
Phone & Fax: 0928-9270191

Statistical Officer (I/C),
Regional Office,
Pakistan Bureau of Statistics,
Shams-ur-Rehman Building,
Near Nadra Office, Rahimabad,
G.T. Road,
Mingora/Swat.
Phone: 0946-9240283

Chief Statistical Officer,
Regional Office,
Pakistan Bureau of Statistics,
Bungalow # 896, Mansehra Road,
Post office Jhangi,
Abbottabad.
Phone & Fax: 0992-9310231

Chief Statistical Officer,
Regional Office,
Pakistan Bureau of Statistics,
House # A-3,
Shah Jhan Sheed Town,
Near Coach Adda of Bannu
Dera Ismail Khan.
Phone:0966-9280279

BALUCHISTAN:

Chief Statistical Officer,
Regional Office,
Pakistan Bureau of Statistics,
Chandio House No.2,
Arbab Karam Khan Road,
Near Elementary College,
Quetta.
Phone: 081-9239804
Fax:081-2471126

Statistical Officer(I/C),
Field Office,
Pakistan Bureau of Statistics,
Dak Khana Road, Near Civil Hospital,
Singani Sar,
Turbat.
Phone: 0852-412267
Fax:0852-413383

Statistical Officer (I/C),
Field Office,
Pakistan Bureau of Statistics,
Haroon Market,
Opp:Girls High School,
Hospital Road,
Khuzdar.
Phone & Fax: 0848-412760

Statistical Officer (I/C),
Field Office,
Pakistan Bureau of Statistics,
Building # 2-II/E,
Hazara Mohallah,
Loralai.
Phone & Fax: 0824-660560

NORTHERN AREAS:

Statistical Officer (I/C),
Field Office,
Pakistan Bureau of Statistics,
Madina Supper Market,
Near Taj Hotel,
Gilgit.
Phone & Fax: 05811-920762

AZAD KASHMIR:

Chief Statistical officer,
Regional Office,
Pakistan Bureau of Statistics,
Street # 13, D-38,
Upper Chattar Housing Scheme
Muzaffarabad.
Phone & Fax: 05822-921113

SYMBOLS, ABBREVIATIONS AND CONVERSION

E	Estimated	LTR.	Litre	One Metric Ton	2004	Lbs.
P/*	Provisional, Preliminary	LUNGI	A kind of cloth		1000	Kgs
R/r	Revised	MALTA &		One Ton	1.0160	M.Tons
-	Nil	MOSAMBI	A variety of Orange	(2240 Lbs.)	27.22	Maunds
..	Negligible	MED.	Medium		1016.04	Kgs.
...	Not available	MG.	Milligram		1.0610	M. Tons
%	Percentage	MMCFT.	Million cubic feet	One Pound	0.4536	Hundred weight
Admn	Administration	MN.	Million		16	Kg.
ALOOCHA	A kind of fruit	M/o.	Ministry of	One Ounce	0.4861	Oz.
ARVI	A type of root vegetable	MTR.	Meter		28.35	Seer
AV.	Average	MT.	Metric Ton	One Kilogram	2.2046	Lbs.
BABUL	A kind of fire wood	ML.	Milliliter		0.0197	Hundred weight
BBLS.	Barrels	NES.	Not else where specified		0.0268	Maund
BIRYANI	A dish of rice prepared	NO.	Number	One Hundred weight	1.0717	Seers
BOT.	Bottle	NR.	Not reported	(112 Lbs.)	50.8932	Kgs.
CAP.	Capsule	N.S.	Not specified	One Gram	1.3610	Maunds
CFT.	Cubic feet	PKT.	Packet	One Tonne	0.0857	Tola
CH.	Charge	PC.	Piece		0.9842	Long Ton
CHAPATI	A kind of bread	QLTY.	Quality	One Bale (Cotton)	1.1023	Short Ton
CIG.	Cigarette	QTY.	Quantity	(375 Lbs.)	170.0971	Kilograms
Comm.	Communication	RASGULLA	A form of sweetmeat		4.5571	Maunds
CRT.	Carton / Crate	R.P.M.	Revolution per minute			
CUM./CM.	Cubic meter	RS.	Rupees	One Imperial (Gallon)	4.5435	Ltrs.
DESI.	Indigenous	SAMOSA	A form of patty	One Litre	0.2199	Imperial Gallon
Distt.	Distribution	SHAL.	Shalwar			
DOZ	Dozen	SHEESHAM	A variety of sup. Qty. Wood.			
ENG.	English	Sq.	Square	One Mile	1.6093	Kms.
EX.	Exercise	SQM.	Square meter		1760	Yards
GLS.	Glass	SUP.	Superior	One Yard	0.9144	Meter
GM.	Gram	STND.	Standard	One Foot	0.3048	Meter
H.OP.	Hand operated	SQFT.	Square feet	One Kilometer	0.6214	mile
HP.	Horse power	SYN.	Synthetic	One Meter	1.0936	Yards
INJ.	Injection	THNO.	Thousand number	One Square Mile	2.5899	Sq. Kilometer
KHADDI	Hand-loom	TAB.	Table		640	Acres
KIKAR	A kind of fire wood	TANDOORI	Oven-Baked	One Acre	258.9984	Hectares
KG.	Kilogram	TKT.	Ticket		.4074	Hectare
KM.	Kilometer	TL.	Tube light		4840	Sq. Yards.
KORMA	A variety of meat curry	TOTA.	Broken rice	One Square Kilometer	0.3861	Sq. Mile
KWH.	Kilowatt / hour	UNI.	Uniform		100	Hectares
LB.	Pound	Urd.	Urdu	One Hectare	2.4711	Acres
		VEG.	Vegetable	One Square Yards	0.8361	Sq. meter.
		W.	Watt	One Cubic Meter	35.3147	Cubic feet

LIQUID

LENGTH

SELECTED PUBLICATIONS OF PAKISTAN BUREAU OF STATISTICS

01. Monthly Bulletin of Statistics
 02. Review of Foreign Trade
 03. Pakistan Statistical Pocket Book
 04. Pakistan Statistical Yearbook
 05. Foreign Trade Statistics of Pakistan Imports (two volumes)
 06. Foreign Trade Statistics of Pakistan Exports (one volume)
 07. Labour Force Survey
 08. Brochure of National Accounts
 09. Pakistan Demographic Survey
 10. Census of Manufacturing Industries
 11. Survey of Small Household Manufacturing Industries
 12. Rent Survey of Dwellings
 13. Socio Economic Indicators at District Level
(Punjab, Sindh, Khyber Pakhtoon Khwa & Balochistan)
 14. Census of Private Educational Institutions in Pakistan
 15. Census of Software Industry and related services of Pakistan
 16. Supply & Use Table of Pakistan
 17. Mechanized Road Transport Survey
 18. Survey of Private Recreational, Cultural & Entertainment Services
 19. Survey of Private Laundry, Dry Cleaning & Dyeing Services
 20. Survey of Private Medical, Dental & Other Health Services
 21. Survey of Private Educational Services
 22. Pakistan, 2000 – An Official Hand Book on Statistics
 23. 50 Years of Pakistan in Statistics (Four Volumes)
 24. Pakistan Social & Living Standard Measurement Survey National/Provincial
 25. Household Integrated Economic Survey (HIES) National/Provincial
-

**SALE CENTERS WHERE PAKISTAN BUREAU OF STATISTICS
PUBLICATIONS ARE AVAILABLE**

ISLAMABAD

6 – Mauve Area, G-8/4.
Taleemi Chowk
Phone # 051 - 926 11 25
051 - 226 13 72

RAWALPINDI

NBF Book Shop
178-B, Sarwar Road,
Rawalpindi Cantt.
Phone # 051 – 927 25 30

WAH CANTT

NBF Book Shop
Central Library Premises
Phone # 051- 931 40 04

LAHORE

NBF Book Shop
56/57 Shadman Colony,
Shadman Market,
Phone # 042 – 755 01 61 &
753 03 29
Fax # 042 – 758 77 35

FAISALABAD

NBF Book Shop
Shop No.10,
Hashmi Hall Shopping Centre,
University of Agriculture,
Phone # 041 – 264 81 79

MULTAN

NBF Book Shop
Plot # 4-5-6, M.D.A. Road,
Near Multan Art Council
Phone # 061 – 920 12 81

BAHAWALPUR

NBF Book Shop
Quaid-e-Azam Medical College,
Near Library.
Cell # 0301 – 724 76 13

PESHAWAR

NBF Book Shop
Phase-V, Sector B-2,
Plot No.36-37,
Hayatabad.
Phone # 091 – 589 27 44
921 72 73
Fax # 091 921 72 73

NBF Book Shop

48/D, F-6, Jamrud Road,
University Town,
Phone # 091 – 921 69 03
Fax # 091 – 921 69 04

BANNU

Old Municipal Library Premises,
Near to Qazi Muhib Stadium,
Cell # 0346 – 915 50 18

KOHAT

3rd Block, 1st Floor,
Distt. Govt. Complex

D.I. KHAN

NBF Book Shop
C/o. Executive Distt. Officer,
Literacy, Sports and Education,
Phone # 0961 – 928 01 29

ABBOTABAD

Public Library
1st Floor, Jalal Baba Auditorium,
Phone # 0992 – 931 02 91

KARACHI

National Book Foundation
(Regional Office)
Liaquat Memorial Library Premises,
Ground Floor, Stadium Road,
Phone # 021– 923 18 06 & 923 10 88
Fax # 923 10 89

HYDERABAD

NBF Book Shop
GOR Colony,
C-22, Latifabad No.1,
Phone # 022 – 931 08 92

JAMSHORO

Shop No.14, Liaquat University of
Medical & Health Science

NAWABSHAH

M.H. Khawaja DC High School,
Opp. NMC Hospital Road
Cell # 0301 – 389 58 46

SUKKUR

Public Library
Old Sukkur,
Phone # 071 – 562 51 03

LARKANA

NBF Book Shop
Chandka Medical College
Main Gate
Phone # 0741-941 02 29

JACOBABAD

Red Crescent Building,
Near T.B. Hospital
Phone # 0722 – 65 08 17

QUETTA

NBF Book Shop
3-7/5, Faiz Muhammad Road,
Phone # 081 - 920 15 70
Fax # 081 - 920 18 69

**PUBLISHED ON BEHALF OF NATIONAL BOOK FOUNDATION
PRINTED AT REPRODUCTION & PRINTING UNIT, PBS, KARACHI**