




MONTHLY BULLETIN OF STATISTICS




February

2015

**Government of Pakistan
Statistics Division
Pakistan Bureau of Statistics**



MONTHLY BULLETIN OF STATISTICS



February

2015

**Government of Pakistan
Statistics Division
Pakistan Bureau of Statistics**

Price Rs. 600.00

P R E F A C E

The Bulletin of Statistics, Monthly Publication of the Pakistan Bureau of Statistics provide important statistics in respect of social, economic and financial sectors of the economy at aggregate as well as sectoral levels. The Bulletin contains data relating to Population, National Accounts, Agriculture, Manufacturing, Prices, Balance of Payments, Public Finance, Education, Energy & Mining, Foreign Economic Assistance, Foreign Trade, Health, Insurance, Labour, Transport & Communication, Social & Culture ect. It also provides different types of indices on agriculture, manufacturing, prices, trade and labour productivity. Charts and graphs have also been provided to selected tables to make the data readily intelligible.

2. The Bulletin contains data on monthly and in some instances on annual basis. The annual data series are on fiscal year basis i.e. from July to June unless otherwise specified. Monthly data series of trade and industry are published with a time lag of 45 days required for data collection, compilation, cleaning, processing, tabulating and printing. Figures may not add up to the totals owing to rounding. Statistics that are compiled in the Pakistan Bureau of Statistics are presented without citation whereas those compiled by other agencies carry a source note below the tables.

3. Efforts have been made to produce this Bulletin as a comprehensive, informative and useful document for decision makers, researchers, planners, economists and other groups of beneficiaries. It is hoped that the users will find this Bulletin useful.

4. Suggestions for further improvement will be highly appreciated and welcomed.

ASIF BAJWA
Chief Statistician

Syed Khurshid Alam Bokhari

Secretary

Government of Pakistan
Ministry of Finance, Economic Affairs, Revenue,
Statistics & Privatization,
Statistics Division

Statistics House
21-Mauve Area,
G-9/1, Islamabad.

Tel : 051-9106500
Fax: 051-9106502
E-mail: secretary@pbs.gov.pk

Asif Bajwa

Chief Statistician
Government of Pakistan
Pakistan Bureau of Statistics

Statistics House
21-Mauve Area,
G-9/1, Islamabad.

Tel : 051-9106514 - 051-9106515
Fax: 051-9106561
E-mail: pbs@pbs.gov.pk

**PAKISTAN BUREAU OF STATISTICS
STATISTICS HOUSE, 21-MAUVE AREA
G-9/1 - ISLAMABAD
Website: www.pbs.gov.pk**

		<u>Office</u>	<u>Residence</u>
Mr. Munir Ahmed Aslam	Deputy Director General	051-9106555 Fax:051-9106556	051-4447403 051-2275892
Dr. Bahrawar Jan	Deputy Director General	051-9106550 Fax:051-9106577	051-9101294
Mr. Ayazuddin	Deputy Director General	051-9106552	051-9242232
Mr. Ismail Khan	Deputy Director General	051-9106558 Fax:051-9106556	051-9101162
Mr. Mumtaz-ud-Din	Director	051-9106570	051-2822630
Mr. Ghulam Muhammad	Director	051-9106559	051-4448702
Mr. Muhammad Akram Assi	Director	051-9106573	051-2101198
Mr. Fazil Mehmood Baig	Director	051-9106575	0333-5159850
Mr. Shuakat Ali Khan	Director	051-9106557	--
Mr. Attiq-ur-Rehman	Director	051-9106553	0346-9579700
Mr. Munwar Ali Ghanghro	Director	051-9106554	0333-7145366
Mrs. Rabia Awan	Director	051-9106581	051-4444696

TRAINING WING

Mr. Innocent Dilbar Feroz	Director	051-9205390 Fax:051-9205390	--
---------------------------	----------	--------------------------------	----

**PAKISTAN BUREAU OF STATISTICS
1-B, SINDHI MUSLIM COOPERATIVE HOUSING SOCIETY
KARACHI – 74400**

E-mail: khifbs@khi.comsats.net.pk

Mr. Iqbal Ahmed Bablani	Provincial Census Commissioner	Ph: 021-34523819 021-34526500 Fax:021-34523004	021-99250900
Mr. Farooq Ahmed	Joint Census Commissioner	Ph:021-34559615 Fax:021-34545031	--
Mr. Muhammad Ali Shaikh	Director	021-34384281	--
Mrs. Farhat Moosa	Director	021-34554436	021-34984687
Ms. Rana Sami	Director	0333-2826376	021-36672794

**PAKISTAN BUREAU OF STATISTICS
USAID BUILDING GURU MANGAT ROAD
GULBERG-III, LAHORE**

E-mail: lhrfbs@lhr.comsats.net.pk

Mr. Rana Iqbal	Director	042-99263267 Fax:042-99263267	--
----------------	----------	----------------------------------	----

(Regional Office) LAHORE

Mr. Muhammad Shahid	Chief Statistical Officer	042-99263266 Fax:042-99263266	0345-4169987
---------------------	---------------------------	----------------------------------	--------------

(Regional Office) KARACHI

Mr. Inayatullah Baloch	Chief Statistical Officer	021-34557933 Fax:021-34557933	--
------------------------	---------------------------	----------------------------------	----

(Regional Office) PESHAWAR

Mr. Sher Rahman	Chief Statistical Officer	091-9213097 Fax:091-9213098	0333-9365032
-----------------	---------------------------	--------------------------------	--------------

(Regional Office) QUETTA

Mr. Ghulam Rasool	Chief Statistical Officer	081-9239804 Fax:081-9239804	--
-------------------	---------------------------	--------------------------------	----

(Presentation, Reproduction & Printing) KARACHI

Mr. Shakeel Qadeer	Chief System Analyst (Printing)	021-34388435	021-35836029
Ms. Azra Khatoon	Deputy Census Commissioner (Publication)	021-34384296	--

CONTENTS

**	KEY INDICATORS	III
1.	BALANCE OF PAYMENT	
1.1	Country wise Workers Remittances	01
1.2	Month wise Workers Remittances	04
1.3	Exchange Rates Pak. Rupees in Terms of one Unit of Foreign Currency	05
2.	CLIMATE	
2.1	Temperature at Selected Stations	07
2.2	Rainfall at Selected Stations	09
3.	ENERGY & MINING	
3.1	Production of Crude Oil	11
3.2	Production of Natural Gas	14
3.3	Company Wise Production of Crude Oil and Natural Gas	18
3.4	Province Wise Production of Crude Oil and Natural Gas	18
3.5	Production of Crude Oil, Natural Gas and Electricity	19
3.6	Mineral Production	20
4.	HEALTH	
4.1(a)	Monthly Immunization Coverage Number of Doses Administered (0-11 month) Children	23
4.1(b)	Monthly Immunization Coverage Number of Doses Administered (12-23 months) Children	24
4.1(c)	Monthly Immunization Coverage Number of T.T Doses Administered to Women	25
4.2	Monthly Report of HIV Treatment Centre	26
4.3(a)	Registered Veterinary Medical Practitioner with PVMC	27
4.3(b)	Registered Animal Husbandry Graduate with PVMC	27
4.4	Tuberculosis Report (FTI)	28
5.	MANUFACTURING	
5.1	Quantum Index Numbers of Large-scale Manufacturing Industries	29
5.2	Production of Manufacturing Items	31
6.	MONEY & CREDIT	
6.1	Reserve Money	45
7.	PRICE	
7.1	Price Indices (General) with Percentage Change	49
7.2	Combined Sensitive Price Indicator (SPI) by Quantile	50
7.3	Combined Consumer Price Index Numbers by Commodity Groups	51
7.4	Consumer Price Index Numbers by Major Groups and Selected Commodities	52
7.5	Combined Consumer Price Index Numbers by Quantile and Major Commodity Groups	54
7.6	Combined Consumer Price Index Numbers by Quantile, Major Commodity Group for Selected Cities	55
7.7	Combined Consumer Price Index Numbers by Income Group/City and Commodity Group for all Centres Covered in CPI	58
7.8	Index Numbers of Wholesale Prices by Commodity Groups	59
7.9	Index Numbers of Wholesale Prices by Commodities	60
7.10	Intercity Wholesale Prices of Selected Commodities	70
7.11	Intercity Consumer Prices	118

Contd.

8.	PUBLIC FINANCE	
8.1	Customs Revenue Receipts	175
9.	SOCIAL	
9.1	Data on Traffic Accidents	179
9.2	Data on Telecommunication	182
9.3	Visitors at Archaeological Museums in Pakistan	183
9.4	Visitors at Heritage Sites in Pakistan	184
10.	TRADE	
10.1	Value of Foreign Trade	185
10.2	Exports by Commodity/Group	186
10.3	Imports by Commodity/Group	188
10.4	Exports of Selected Commodities in Dollars	189
10.5	Exports of Selected Commodities in Rupees	191
10.6	Imports of Selected Commodities in Dollars	193
10.7	Imports of Selected Commodities in Rupees	195
10.8	Exports by Economic Categories (Summary)	197
10.9	Exports by Economic Categories (Details)	198
10.10	Imports by Economic Categories (Summary)	199
10.11	Imports by Economic Categories (Details)	200
10.12	Exports by Areas and Countries/Territories	277
10.13	Re-exports by Areas and Countries/Territories	281
10.14	Imports by Areas and Countries/Territories	283
10.15	Re-imports by Areas and Countries/Territories	287
10.16	Annual and Quarterly Terms of Trade and Unit Value Indices of Exports and Imports (1990-91=100)	289
10.17	Index Numbers of Unit Value of Exports by Groups (1990-91=100)	290
10.18	Index numbers of unit value of imports by groups (1990-91=100)	291
10.19	Index Numbers of Quantum of Exports by Groups (1990-91=100)	292
10.20	Index Numbers of Quantum of Imports by Groups (1990-91=100)	293
10.21	Trade in Services (Summary)	294
10.22	Export of Services by Sector (Detail) Monthly	295
10.23	Export of Services by Sector (Detail) (Cumulative)	297
10.24	Import of Services by Sector (Detail) Monthly	299
10.25	Import of Services by Sector (Detail) (Cumulative)	301

Regional and Field Offices of Pakistan Bureau of Statistics

Symbols, Abbreviations and Conversions

Selected Publications of Pakistan Bureau of Statistics

Sale Centres where PBS Publications are available

KEY INDICATORS

YEARLY

ECONOMIC INDICATORS

(2013- 2014)

1	Inflation	8.66%
2	Balance of Trade	(-) \$ 19.963 billion
3	Value of Exports	\$ 25.110 billion
4	Value of Imports	\$ 45.073 billion
5	Total Workers Remittances	Rs.15832.25 million
6	Reserve Money	Rs.2861256 million
7	Currency in Circulation	Rs.2177873 million
8	Consumer Price Index (CPI with Base 2007-2008)	189.58%
9	Agricultural Sector Growth	2.12%
10	Industrial Sector Growth	5.84%
11	Services Sector Growth	4.29%
12	GDP Growth Rate at Constant Basic Prices (Real)	4.14%
13	GNI Growth Rate at Constant Prices	5.78%
14	Per Capita Income	\$ 1387
15	Large Scale Manufacturing Sector (LSMI) Growth	3.92%
16	Quantum Index Number (LSMI with Base 2005-2006)	121.60
17	Imports Duty	Rs.233783.87 million
18	Exports Duty	Rs.475.78 million
19	Foreign Exchange Reserves	\$ 10047 million
20 *	Overall Balance of Payment Surplus/Deficit	\$ -3843 million

SOCIAL INDICATORS

1 **	Population (2014)	188.02 million
	Male	97.16 million
	Female	90.86 million
2	Natural Growth Rate (PDS- 2007)	1.88%
3 **	Population Growth Rate (2014)	1.95%
4	Dependency Ratio (PDS-2007)	81.5
5 ***	Mean Size of Household (2012-13)	6.3

* BOP as per BPM6 in million USD.

** Economic Survey

*** PSLM Survey

IV

MONTHLY
ECONOMIC INDICATORS

December, 2014

1	Value of Exports	\$ 2148.512 million
2	Value of Imports	\$ 3833.580 million
3	Balance of Trade	(-)\$ 1685.068 million

January, 2015

1	Exports Duty	Rs.34.55 million
2	Imports Duty	Rs.22514.52 million
3	Growth in Quantum Index Manufacturing (LSMI)	1.11%
4	Quantum Index of Manufacturing (LSMI with Base 2005-2006)	140.00
5	Consumer Price Index (CPI with Base 2007-08)	196.95
6	Wholesale Price Index (WPI with Base 2007-08)	206.11
7	Sensitive Price Indicator (SPI with Base 2007-08)	201.92
8	Growth Rate	
	A. CPI	0.08%
	B. WPI	-1.03%
	C. SPI	-0.87%
9	Reserve Money	Rs.3045265 million
10	Currency in Circulation	Rs.2370898 million
11	Exchange Rate of Pak Rupees in terms of one unit US Dollar	1 \$ =Rs.100.6834
12	Country Wise Workers Remittances(including Hajj & War Compensation)	1377.14

Source: i) Pakistan Bureau of Statistics.
ii) State Bank of Pakistan.
iii) Economic Survey of Pakistan.

1. BALANCE OF PAYMENT

1.1 Country Wise Workers Remittances (Including Hajj and War Compensation)

(Provisional)
(Million US Dollars)

Item	Jan, 2014	Feb, 2014	Mar, 2014	Apr, 2014
I. Cash	1245.97	1209.54	1337.25	1311.83
1 USA	193.09	184.59	194.82	206.15
2 UK	169.67	156.23	166.46	166.07
3 Saudi Arabia	393.27	368.73	425.53	415.09
4 UAE	214.21	240.37	262.00	233.97
Dubai	95.14	117.39	132.08	107.00
Abu Dhabi	115.94	120.00	126.44	124.17
Sharjah	3.01	2.81	3.35	2.68
Other	0.12	0.17	0.13	0.12
5 Other GCC Countries	151.09	144.92	164.03	169.67
Bahrain	25.18	23.22	30.33	35.60
Kwait	54.54	52.40	58.95	56.57
Qatar	25.73	25.96	27.76	28.50
Oman	45.64	43.34	46.99	49.00
6 EU Countries	34.65	32.79	34.93	36.37
Germany	7.28	6.20	7.40	7.03
France	2.49	2.67	2.68	2.83
Netherland	0.39	0.28	0.40	0.42
Spain	6.58	5.80	5.60	5.74
Italy	2.22	2.48	2.57	2.66
Greece	1.03	1.04	1.17	1.27
Sweden	1.40	0.95	1.17	1.14
Denmark	1.76	1.66	1.62	1.89
Ireland	11.24	11.46	12.05	13.09
Belgium	0.26	0.25	0.27	0.30
7 Norway	2.54	2.25	2.22	2.07
8 Switzerland	2.17	2.41	1.98	2.29
9 Australia	11.77	12.39	11.47	14.18
10 Canada	12.49	11.37	10.91	11.72
11 Japan	0.79	0.61	0.75	0.65
12 Other Countries	60.23	52.88	62.15	53.60
II. Encashment and Profit in Pak. Rs. Of Foreign Exchange Bearer Certificates(FEBCs) and Foreign Currency Bearer Certificate(FCBCs)	0.00	0.00	0.00	0.00
TOTAL (I + II)	1245.97	1209.54	1337.25	1311.83

Contd.

1.1 Country Wise Workers Remittances (Including Hajj and War Compensation)

(Provisional)
(Million US Dollars)

Item	May, 2014	Jun, 2014	Jul, 2014	Aug, 2014
I. Cash	1438.36	1499.28	1649.39	1328.71
1 USA	214.74	222.34	257.08	199.01
2 UK	181.04	200.82	247.96	172.71
3 Saudi Arabia	451.14	471.88	454.47	396.90
4 UAE	290.91	295.63	352.89	284.90
Dubai	148.90	153.31	174.65	150.91
Abu Dhabi	138.79	138.66	174.57	129.35
Sharjah	3.07	3.57	3.56	4.35
Other	0.15	0.09	0.11	0.11
5 Other GCC Countries	164.01	168.62	179.76	152.17
Bahrain	28.79	23.83	30.00	25.63
Kwait	58.02	65.12	65.83	57.89
Qatar	26.80	27.84	29.28	21.97
Oman	50.40	51.83	54.65	46.68
6 EU Countries	39.06	37.42	44.32	33.14
Germany	8.55	6.45	7.69	6.44
France	2.74	2.62	3.09	2.54
Netherland	0.33	0.31	0.39	0.28
Spain	6.60	7.36	8.47	5.93
Italy	2.83	3.08	3.80	3.19
Greece	1.37	1.46	1.70	1.27
Sweden	1.12	1.10	1.36	1.09
Denmark	1.79	1.81	2.17	1.77
Ireland	13.34	12.86	15.17	10.20
Belgium	0.39	0.37	0.48	0.43
7 Norway	2.49	3.12	3.47	2.41
8 Switzerland	2.59	1.92	2.47	2.13
9 Australia	14.66	14.84	17.58	14.63
10 Canada	12.53	12.64	18.00	11.52
11 Japan	0.74	1.02	0.73	0.57
12 Other Countries	64.45	69.03	70.66	58.62
II. Encashment and Profit in Pak. Rs. Of Foreign Exchange Bearer Certificates(FEBCs) and Foreign Currency Bearer Certificate(FCBCs)	0.00	0.00	0.00	0.00
TOTAL (I + II)	1438.36	1499.28	1328.71	1328.71

Contd.

1.1 Country Wise Workers Remittances (Including Hajj and War Compensation)

Item	(Provisional) (Million US Dollars)				
	Sep, 2014	Oct, 2014	Nov, 2014	Dec, 2014	Jan, 2015
I. Cash	1716.59	1383.13	1320.62	1583.23	1377.14
1 USA	235.99	213.39	178.75	222.45	186.15
2 UK	218.38	185.55	156.66	188.34	169.44
3 Saudi Arabia	495.63	374.65	429.09	499.08	452.81
4 UAE	394.10	318.59	271.17	352.37	246.79
Dubai	210.42	174.40	141.57	176.55	161.89
Abu Dhabi	175.10	138.42	125.08	169.90	78.86
Sharjah	8.47	5.68	4.46	5.84	5.84
Other	0.11	0.09	0.06	0.08	0.20
5 Other GCC Countries	213.11	153.09	150.51	189.22	160.44
Bahrain	34.87	28.61	25.71	32.48	29.27
Kawait	76.88	54.58	55.56	67.68	56.80
Qatar	37.08	23.23	21.99	28.93	22.22
Oman	64.28	46.67	47.25	60.13	52.15
6 EU Countries	34.05	30.28	24.29	30.34	65.45
Germany	7.53	6.70	6.09	8.02	5.29
France	2.71	2.86	1.84	2.00	1.02
Netherland	0.31	0.27	0.21	0.25	0.22
Spain	3.90	3.23	2.90	3.27	3.18
Italy	3.02	2.51	2.06	2.40	2.37
Greece	1.51	1.25	1.22	1.24	1.07
Sweden	1.20	1.10	0.82	0.94	0.99
Denmark	1.65	0.84	0.61	0.86	40.50
Ireland	11.83	11.03	8.26	11.02	10.39
Belgium	0.39	0.49	0.28	0.34	0.42
7 Norway	3.18	2.49	1.96	2.16	1.85
8 Switzerland	2.63	4.11	1.85	2.69	3.66
9 Australia	15.86	14.32	11.71	15.68	14.11
10 Canada	24.38	14.94	12.58	12.93	10.25
11 Japan	0.83	0.63	0.47	0.60	0.41
12 Other Countries	78.45	71.09	81.58	67.37	65.78
II. Encashment and Profit in Pak. Rs. of Foreign Exchange Bearer Certificates(FEBCs) and Foreign Currency Bearer Certificate(FCBCs)	0.00	0.00	0.00	0.00	0.00
TOTAL (I + II)	1716.59	1383.13	1320.62	1583.23	1377.14

Note: Item has been revised / extended by the State Bank of Pakistan.

Source: State Bank of Pakistan.

1.2 Month Wise Workers Remittances

(Million US \$)

Monthly Cash Inflow (Including Foreign Exchange Bearer Certificates & Foreign Currency Bearer Certificates)	2013-2014	2012-2013	YOY growth (percent)	
			2013-14	2012-13
Jul	1404.39	1204.71	16.57	9.89
Aug	1240.14	1258.98	-1.50	-3.93
Sep	1283.41	1135.42	13.03	27.52
Oct	1347.67	1365.10	-1.28	34.11
Nov	1129.70	1017.83	10.99	10.05
Dec	1384.71	1134.70	22.03	4.55
Jan	1245.97	1089.64	14.35	-1.89
Feb	1209.54	1028.38	17.62	-11.10
Mar	1337.25	1119.15	19.49	-2.10
Apr	1311.83	1215.90	7.89	6.56
May	1438.36	1185.65	21.31	-0.54
Jun	1499.28	1166.19	28.56	4.36
Monthly average for period (Jul - Jun)	1319.35	1160.14	13.72	5.57

Monthly Cash Inflow (Including Foreign Exchange Bearer Certificates & Foreign Currency Bearer Certificates)	2014-2015	2013-2014	YOY growth (percent)	
			2014-15	2013-14
July	1649.39	1404.69	17.42	23.72
Aug.	1328.71	1240.14	7.14	-9.15
Sept.	1716.59	1284.22	33.67	26.17
Oct.	1383.13	1348.03	2.60	18.80
Nov.	1,320.62	1,130.41	16.83	3.74
Dec.	1,583.23	1,384.94	14.32	34.67
Jan.	1,377.14	1,245.97	10.53	11.33
Jul. - Jan.	10,358.81	9,038.37	14.61	10.14
Monthly average for period (Jul - Jan)	1,479.83	1,291.20	14.61	10.14

Source: State Bank of Pakistan.

1.3 Exchange Rates Pak. Rupees in Terms of One Unit of Foreign Currency

S. No.	Country/ Organization	Currency	Jan. 2014	Feb. 2014	Mar. 2014	Apr. 2014	May 2014	June 2014
1	Australia	Dollar	93.2613	94.2009	90.6857	90.7979	91.7598	92.1739
2	Bahrain	Dinar	279.7241	278.7992	265.1355	258.9241	261.7292	261.2900
3	Canada	Dollar	96.4223	95.0596	90.0225	88.6796	90.5474	90.8801
4	China	Yuan	17.4108	17.2685	16.1882	15.6531	15.7929	15.7856
5	Denmark	Krone	19.2378	19.2317	18.5207	18.0304	18.1428	17.9406
6	E.M.U.	Euro	143.4783	143.4432	138.1241	134.5193	145.3693	133.7878
7	Hong Kong	Dollar	13.5863	13.5414	12.8843	12.5762	12.7174	12.6985
8	I.M.F.	SDR	162.0227	161.9983	154.9027	151.1245	152.7428	151.9282
9	India	Rupee	1.6999	1.6901	1.6407	1.6179	1.6618	1.6505
10	Japan	Yen	1.0130	1.0286	0.9772	0.9507	0.9682	0.9645
11	Kuwait	Dinar	373.1346	372.4646	355.1901	346.7845	350.5609	349.5088
12	Malaysia	Ringgit	31.8574	31.7290	30.4454	29.9075	30.5113	30.5613
13	Newzeland	Dollar	87.1359	87.0799	85.1932	83.9800	84.8648	84.8537
14	Norway	Krone	17.1153	17.1654	16.6606	16.3013	16.5906	16.3080
15	Oman	Riyal	273.9097	273.0035	259.6259	253.5559	256.3050	255.8793
16	Qatar	Riyal	28.9746	28.8794	27.4690	26.8231	27.1080	27.0735
17	Singapore	Dollar	82.7815	82.9418	78.8879	77.6694	78.7566	78.6521
18	Sweden	Krona	16.2610	16.1716	15.6037	14.9075	15.0044	14.7260
19	Switzerland	Franc	116.5401	117.4797	113.5311	110.3955	110.9855	109.8656
20	Saudi Arabia	Riyal	28.1060	28.0151	26.6656	26.0031	26.2872	26.2470
21	U.A.E.	Dirham	28.6979	28.6036	27.2225	26.5481	26.8420	26.8017
22	U.K.	Sterling (Pound)	173.5253	173.9179	166.1010	163.0982	166.0195	166.2752
23	U.S.A.	Dollar	105.3857	105.0605	99.9777	97.4928	98.5947	98.4679

Contd.

1.3 Exchange Rates Pak. Rupees in Terms of One Unit of Foreign Currency

S. No.	Country/ Organization	Currency	Jul. 2014	Aug. 2014	Sep. 2014	oct, 2014	Nov, 2014	Dec, 2014	Jan, 2015
1	Australia	Dollar	92.6105	93.1544	92.7943	90.2264	87.9250	83.1334	81.3465
2	Bahrain	Dinar	261.8930	266.0866	271.8155	272.8432	270.1091	267.5589	267.3446
3	Canada	Dollar	92.0946	91.6475	93.0727	91.6443	89.8610	87.4636	83.4048
4	China	Yuan	15.8840	16.2515	16.6639	16.7696	16.6038	16.2792	16.1850
5	Denmark	Krone	17.9355	17.8815	17.7605	17.5258	17.0685	16.7028	15.7483
6	E.M.U.	Euro	133.7113	133.2126	132.1073	130.4007	126.9196	124.2046	117.0922
7	Hong Kong	Dollar	12.7245	12.9217	13.2087	13.2472	13.1275	13.0020	12.9880
8	I.M.F.	SDR	152.2646	153.0040	153.7461	152.8985	149.7642	147.0766	143.2795
9	India	Rupee	1.6447	1.6466	1.6844	1.6755	1.6563	1.6101	1.6242
10	Japan	Yen	0.9704	0.9720	0.9549	0.9531	0.8741	0.8449	0.8507
11	Kuwait	Dinar	349.9097	353.6401	357.7824	356.2795	350.1075	345.5934	342.6563
12	Malaysia	Ringgit	30.9624	31.5156	31.8403	31.4291	30.4018	28.9648	28.0866
13	Newzeland	Dollar	85.9952	84.3928	83.5295	81.0694	79.7754	78.2086	76.9837
14	Norway	Krone	15.9290	16.1499	16.1540	15.6933	14.9430	13.8512	13.1036
15	Oman	Riyal	256.4505	260.5614	266.1697	267.1820	264.5024	262.0115	261.8129
16	Qatar	Riyal	27.1242	27.5627	28.1551	28.2558	27.9803	27.7192	27.6921
17	Singapore	Dollar	79.3490	80.1959	81.0648	80.7105	78.5090	76.6558	75.2834
18	Sweden	Krona	14.4839	14.5123	14.3815	14.2137	13.7339	13.2260	12.4218
19	Switzerland	Franc	110.0846	109.9802	109.4509	108.0606	105.5734	103.3284	106.9918
20	Saudi Arabia	Riyal	26.2976	26.7017	27.2987	27.3946	27.1324	26.8668	26.8142
21	U.A.E.	Dirham	26.8516	27.2560	27.8701	27.9786	27.7128	27.4498	27.4116
22	U.K.	Sterling (Pound)	168.5664	167.0683	166.9160	165.2493	160.3856	157.5266	152.5333
23	U.S.A.	Dollar	98.6543	100.0897	102.3424	102.7536	101.7874	100.8234	100.6834

Note: Euro, a common currency of the 11 member countries of Europe source: State Bank of Pakistan. Monetary Union (EMU) was introduced with effect from 1st January, 1999.

2. CLIMATE

2.1 Temperature at Selected Stations

(In centigrade)

Stations	Murree		Rawalpindi/Islamabad		Jhelum		Lahore		Sargodha	
Height in meters above sea level	2167		507		232		213		187	
	Max.	Min.	Max.	Min.	Max.	Min.	Max.	Min.	Max.	Min.

Month:

Aug. 2013	22.2	16.00	31.8	23.7	33.4	25.5	32.9	24.8	35.5	27.7
Sep. 2013	21.7	14.3	32.1	21.6	35.0	23.5	35.1	24.4	36.8	25.7
Oct. 2013	20.2	11.7	30.5	17.0	32.9	19.8	32.1	20.5	33.4	22.0
Nov.2013	15.5	5.0	24.4	7.1	26.6	9.7	26.5	11.3	27.2	12.3
Dec.2013	12.2	1.3	20.6	3.7	21.8	5.8	20.9	7.3	21.7	8.3
Jan. 2014	9.6	-1.0	18.8	2.0	20.6	4.1	19.2	6.2	20.4	6.2
Aug. 2014	23.8	15.6	33.9	23.2	35.9	25.1	36.2	25.9	36.7	27.1
Sep. 2014	22.0	13.1	31.6	21.1	33.4	23.8	32.9	25.2	31.3	18.9
Oct. 2014	19.4	10.4	28.7	15.9	31.4	18.1	31.8	19.4	32.5	20.2
Nov. 2014	17.1	6.9	25.0	7.1	27.1	9.8	26.5	13.0	27.0	12.4
Dec. 2014	12.9	0.8	20.8	3.8	20.8	-4.9	18.6	7.5	18.6	5.5
Jan. 2015	10.6	-0.2	18.6	3.0	18.6	6.8	16.6	7.7	16.8	6.2

Stations	Faisalabad		Multan		Bahawalpur		Hyderabad		Nawabshah	
Height in meters above sea level	183		122		116		40		37	
	Max.	Min.	Max.	Min.	Max.	Min.	Max.	Min.	Max.	Min.

Month:

Aug. 2013	35.9	27.3	37.1	28.1	37.3	27.6	34.9	25.6	38.6	26.8
Sep. 2013	36.9	25.3	37.1	26.8	37.2	25.5	37.0	25.7	39.8	25.3
Oct. 2013	33.8	21.1	34.5	22.9	35.3	21.7	29.5	24.5	38.5	22.7
Nov. 2013	26.5	10.8	27.3	13.1	28.7	12.8	30.6	17.3	31.4	13.7
Dec. 2013	21.5	7.1	21.7	8.1	22.9	8.5	25.8	12.4	26.2	8.6
Jan. 2014	19.9	4.4	20.6	5.5	20.4	5.6	22.6	9.2	23.5	5.5
Aug. 2014	37.8	27.1	38.3	28.2	32.8	27.0	36.2	26.1	39.5	27.1
Sep. 2014	34.1	24.5	36.3	26.1	36.1	25.6	36.4	25.0	39.4	25.2
Oct. 2014	31.8	19.4	32.7	21.3	33.8	20.1	36.6	22.2	38.1	19.9
Nov. 2014	26.5	10.8	27.7	12.7	29.4	12.7	32.0	18.4	32.4	14.5
Dec. 2014	18.7	5.4	19.4	6.9	21.1	7.2	25.4	12.1	25.7	8.3
Jan. 2015	16.9	6.9	18.0	6.5	17.9	6.3	24.0	10.7	23.8	7.9

Contd.

2.1 Temperature at Selected Stations

(In centigrade)

Stations	Jacobabad		Karachi A.P.		Peshawar		D.I.Khan		Saidu Sharif		Gilgit	
Height in meters above sea level	55		21		359		173		961		1459	
	Max.	Min.	Max.	Min.	Max.	Min.	Max.	Min.	Max.	Min.	Max.	Min.

Month:

Aug. 2013	36.2	28.4	32.1	26.7	26.2	34.7	37.5	25.6	31.5	21.6	33.9	18.4
Sep. 2013	36.4	24.8	33.0	25.5	34.6	24.7	37.8	23.5	31.5	18.8	31.6	12.5
Oct. 2013	35.7	23.2	34.5	24.7	31.0	20.0	33.8	19.2	27.8	14.8	28.4	7.8
Nov.2013	29.6	14.9	32.5	18.1	23.7	10.6	26.9	10.1	19.9	6.0	18.1	0.5
Dec.2013	25.0	9.0	28.9	13.0	20.4	7.0	21.9	6.0	17.1	3.6	13.2	-2.0
Jan. 2014	22.6	6.5	25.5	9.9	19.5	5.3	21.3	3.7	15.7	2.5	10.4	-3.4

Aug. 2014	38.0	26.9	33.7	27.0	36.2	25.6	38.4	25.1	33.5	21.6	34.1	16.9
Sep. 2014	36.9	25.4	33.8	26.8	34.8	29.4	37.1	23.3	32.4	19.0	29.9	12.7
Oct. 2014	34.9	20.0	33.6	23.3	28.9	18.1	32.8	17.9	26.5	13.3	24.6	8.7
Nov.2014	30.1	12.9	32.9	19.5	N.R	N.R	27.8	8.7	21.2	6.2	18.5	0.7
Dec. 2014	23.5	7.4	28.5	13.3	20.8	4.9	19.5	3.0	17.0	2.1	12.6	-3.8
Jan. 2015	21.0	6.5	28.7	12.6	18.8	5.2	17.9	3.4	15.0	2.1	12.1	-2.7

Stations	Quetta (Samungli)		Zhub (Fortsandeman)		Khuzdar		Punjur		Dalbadin	
Height in meters above sea level	1600		1405		1231		980		848	
	Max.	Min.	Max.	Min.	Max.	Min.	Max.	Min.	Max.	Min.

Month:

Aug. 2013	34.2	18.4	34.6	22.3	33.6	20.1	38.0	23.2	N.R	N.R
Sep. 2013	N.R	N.R	N.R	N.R	N.R	N.R	N.R	N.R	N.R	N.R
Oct. 2013	N.R	N.R	28.6	15.5	31.4	19.3	34.0	18.0	N.R	N.R
Nov.2013	19.0	1.9	24.5	2.5	23.4	12.5	25.2	10.1	34.5	3.5
Dec.2013	14.4	3.8	16.8	1.2	19.3	6.3	19.0	4.3	19.3	2.3
Jan. 2014	12.5	4.3	14.6	2.5	15.0	2.5	10.0	2.0	18.1	2.5
Aug. 2014	35.7	20.1	36.0	22.5	36.0	23.7	38.3	25.2	42.8	23.6
Sep. 2014	33.0	16.1	36.1	21.1	32.7	20.6	36.0	22.0	41.0	20.5
Oct. 2014	27.1	10.2	28.6	13.8	31.0	17.3	36.0	17.1	35.0	16.0
Nov. 2014	19.1	5.0	21.8	4.9	24.9	12.0	22.2	12.0	26.4	7.4
Dec. 2014	14.8	-2.5	18.1	0.5	21.5	5.1	18.2	3.4	21.5	0.0
Jan. 2015	14.1	-1.6	15.5	0.3	20.1	4.0	19.0	3.2	20.0	3.2

N.R = Not received

Source: Pakistan Meteorological Department, Karachi.

2.2 Rainfall at Selected Stations

Stations	(In millimeters)										
	Murree	Rawalpindi/ Islamabad	Jhelum	Lahore	Sargodha	Faisal- abad	Multan	Bahawal- pur	Hyder- abad	Nawab- shah	Jaco- abad
Height in meters above sea level	2167	507	232	213	187	183	122	116	40	37	55
Year/month											
2010	1681.6	849.0	771.0	541.0	602.0	545.0	285.0	226.0	214.0	343.0	152.0
2011	1442.2	1079.0	748.0	903.0	710.0	544.0	180.0	164.0	404.1	309.0	293.3
2012	1515.0	1076.0	717.0	527.0	368.0	366.0	239.0	183.0	121.0	182.0	486.0
2013	1451.0	1732.0	924.0	1109.0	362.0	378.0	157.0	148.0	74.0	86.0	345.0
2014	1509.2	1139.8	939.3	800.6	401.3	401.8	247.3	67.9	25.4	69.7	21.3
Aug. 2013	437.7	664.0	241.9	352.3	75.0	159.0	37.4	31.0	27.0	39.0	241.2
Sep. 2013	200.5	176.6	87.6	30.7	39.9	2.0	0.0	0.0	12.0	3.5	0.0
Oct. 2013	33.7	38.6	1.8	18.4	21.9	13.0	4.7	0.0	Nil	2.3	Nil
Nov. 2013	13.7	7.6	32.6	4.5	3.3	3.3	1.0	TR	0.0	0.0	0.0
Dec. 2013	1.2	3.0	0.2	7.0	Tr	0.0	0.0	0.0	0.0	0.0	0.0
Jan.2014	33.8	6.0	2.2	4.0	TR	0.0	0.6	TR	0.0	0.0	TR
Aug. 2014	140.2	208.4	158.4	56.7	97.8	15.0	26.0	4.0	1.2	11.4	4.0
Sep. 2014	301.6	444.0	240.0	451.2	12.0	234.5	3.0	4.7	0.0	0.0	0.0
Oct. 2014	41.0	23.0	54.8	0.8	25.6	6.8	23.0	4.0	3.2	Tr.	0.0
Nov. 2014	18.0	9.0	1.5	29.2	7.8	17.4	0.1	0.0	0.0	0.0	0.0
Dec. 2014	0.0	0.0	0.0	0.0	0.0	0.0	0.0	0.0	0.0	0.0	0.0
Jan.2015	42.0	33.2	30.6	19.9	14.5	16.2	1.4	TR	Nil	Nil	Nil

Contd.

2.2 Rainfall at Selected Stations

(In millimeters)										
Stations	Karachi Airport	Peshawar	D.I. Khan	Saidu Sharif	Gilgit	Quetta (Samungli)	Zhob (Fortsandeman)	Khuzdar	Punjab	Dalbadin
Height in meters above sea level	21	359	173	961	1459	1600	1405	1231	980	848
Year/month										
2010	373.0	839.0	756.0	1465.1	214.6	102.0	279.0	159.0	54.0	20.0
2011	290.6	568.0	281.0	853.7	158.7	246.5	40.5	286.6	138.0	64.9
2012	152.0	480.0	450.0	803.0	110.0	410.0	47.0	167.0	33.0	160.0
2013	169.0	551.0	327.0	954.0	153.0	53.0	66.0	479.0	101.0	23.0
2014	30.7	326.3	249.7	658.1	78.2	97.0	173.7	201.9	61.8	17.3
Aug.2013	105.4	63.0	5.7	314.1	47.6	29.0	38.0	187.5	26.0	N.R
Sep. 2013	4.0	1.0	26.0	56.6	14.4	N.R	N.R	N.R	N.R	N.R
Oct. 2013	1.2	48.0	28.5	45.7	1.5	N.R	Nil	Nil	Nil	N.R
Nov. 2013	0.0	36.0	7.0	33.3	14.0	4.0	7.5	13.5	11.6	11.0
Dec. 2013	0.0	1.0	0.3	1.2	0.0	0.0	0.0	0.0	0.0	0.0
Jan.2014	TR	3.0	TR	9.0	1.8	1.0	0.0	0.0	30.0	13.6
Aug. 2014	9.9	54.0	2.7	94.4	17.0	0.0	8.0	21.8	0.0	0.0
Sep. 2014	1.4	4.0	4.2	71.9	22.4	0.0	22.0	0.0	0.0	0.0
Oct. 2014	0.0	46.0	8.0	96.2	33.7	0.0	2.5	0.0	0.0	0.0
Nov. 2014	4.6	1.0	6.0	4.0	3.8	6.0	9.5	0.0	0.0	0.0
Dec. 2014	0.0	0.0	0.0	0.0	0.0	0.0	0.0	0.0	0.0	0.0
Jan.2015	0.3	42.0	9.7	65.3	TR	11.0	26.0	9.8	13.0	6.0

Source: Pakistan Meteorological Department, Karachi.

N.R = Not received
 Tr. = Trace (Rainfall less than 0.1 mm)
 0.0 = No rainfall

3. ENERGY & MINING

3.1 Production of Crude Oil

(Barrels)

S.NO	Field	Jul,14	Aug,14	Sep ,14	Oct,14	Nov,14	Dec,14	Cummulative Total From July 2014
PUNJAB								
1	ADHI	205611	201552	136735	202257	194250	206090	1146495
2	BALKASSAR	9960	10709	11178	11252	11588	12973	67660
3	BELA	0	1011	85	0	0	0	1096
4	BHALSYEDAN	352	337	308	347	355	390	2089
5	BHANGALI	0	0	0	0	0	0	0
6	CHAK NAURANG	8215	8710	9040	8884	8720	8990	52559
7	DAKHNI	27185	22015	12110	7220	29080	24675	122285
8	DHODAK	1136	54	412	1201	1579	1701	6083
9	DHULIAN	4916	4800	4330	4922	4649	4586	28203
10	DHURNAL	3075	3093	3201	3281	3246	3496	19392
11	DOMMAIL	0	0	0	0	0	0	0
12	FIMKASSAR	3379	3379	3270	3379	3270	3235	19912
13	HALINI	0	24914	28267	35269	40943	43320	172713
14	JOYAMIR	1135	1267	766	0	0	0	3168
15	KAL	8041	7595	7581	3420	3801	3726	34164
16	KHAUR	158	149	152	159	152	184	954
17	MEYAL	9501	9877	9079	10190	9381	10262	58290
18	MINWAL	0	0	0	2037	2413	2286	6736
19	MISSAKISWAL	666	926	940	1447	5496	1895	11370
20	PARIWALI	15863	15830	15105	15861	14643	16199	93501
21	PINDORI	8111	7598	7126	9059	10571	8095	50560
22	RAJIAN	64350	55770	47265	60390	56850	58475	343100
23	RATANA	18761	18131	16880	16809	15746	15246	101573
24	RODHO SALSABIL	3645	3572	3396	3512	3441	3324	20890
25	SADKAL	1358	1449	1400	1415	1350	1709	8681
26	TOOT	10634	10288	9945	10330	9988	10321	61506
27	TURKWAL	976	870	799	849	816	820	5130
28	GHAURI	40905	26035	11992	36500	29117	21349	165898
TOTAL		447933	439931	341362	449990	461445	463347	2604008
SINDH								
1	AASSU	137074	129259	135284	140418	141459	161588	845082
2	ADAM	5077	5329	4032	4867	4634	4789	28728
3	ALI	433	635	195	212	262	345	2082
4	ALI ZAUR	0	0	0	0	0	0	0
5	BALUCH	11171	10920	3121	7060	6835	2670	41777
6	BAQAR DEEP	0	0	0	0	0	0	0
7	BHATI / NAKURJI	11	2	77	3	10	4	107
8	BHIT	9087	9739	7624	10246	8279	9586	54561
9	BIJORO	12118	9725	7833	6702	5251	4957	46586
10	BILAL 1	0	0	0	0	0	0	0
11	BILAL NORTH	0	0	0	0	0	0	0
12	BOBI	37865	37670	28910	29615	35040	34540	203640
13	BUKHARI	0	0	0	0	0	0	0
14	BUKHARI DEEP	70	39	0	0	0	14	123
15	BUZDAR UNIT	0	0	0	0	0	0	0
16	CHAK 2	8710	9560	5690	10280	11465	10715	56420
17	CHAK 7A	1240	1240	1767	1895	1950	1725	9817
18	DABHI (South)	2240	1943	1823	1977	1667	1395	11045
19	DABHI (North)	4351	4069	3602	3865	3467	3578	22932
20	DUPHRI	273	618	301	155	326	1423	3096
21	FATEH SHAH	0	0	0	0	0	0	0
22	FATEH SHAH DEEP	0	0	0	0	0	0	0
23	FATEH SHAH NORTH	0	0	0	0	0	0	0
24	GHARO	4931	7371	5643	5364	5798	4667	33774
25	GHUNGRO	2605	1715	3670	3951	3177	3479	18597
26	GOLARCHI	0	0	0	0	0	0	0
27	GOPANG	0	0	0	0	0	0	0
28	HALIPOTA	5278	4880	5080	4964	4584	4516	29302
29	HASEEB	0	0	0	0	0	0	0
30	JABO	6215	6629	6437	6579	6005	5939	37804
31	JABO NORTH	0	0	0	0	0	0	0
32	JAGIR	1856	2359	2388	1980	3118	1322	13023

Contd.

3.1 Production of Crude Oil

(Barrels)

S.NO	Field	Jul,14	Aug,14	Sep ,14	Oct,14	Nov,14	Dec,14	Cummulative Total From July 2014
33	JALAL	0	0	0	4748	0	0	4748
34	JARAR DEEP	6112	7171	8391	0	5278	6661	33613
35	JHABERI SOUTH	2093	1445	1697	1269	2112	1454	10070
36	JOGWANI	70	147	44	389	476	744	1870
37	KADANWARI	932	912	438	1079	880	540	4781
38	KAKJANI	0	0	0	0	0	0	0
39	KAMAL NORTH 1	7414	8211	8092	8310	7112	13144	52283
40	KANDH KOT	221	268	246	598	504	592	2429
41	KATO	0	0	0	0	0	0	0
42	KEYHOLE G	0	0	0	0	0	0	0
43	KHASKELI	6634	6152	5856	5416	6104	5770	35932
44	KHASKELI DOWN THROWN	709	776	743	667	535	645	4075
45	KHASKELI NORTH	0	0	0	0	0	0	0
46	KHOREWAH	2584	2865	2886	2920	4222	2586	18063
47	KHOREWAH DEEP	0	0	0	0	0	0	0
48	KOLI	3612	3341	2913	3619	4043	646	18174
49	KUNNAR	100885	93765	95052	101315	106970	109549	607536
50	KUNNAR PASAKHI DEEP	35085	33973	29250	30483	32825	33585	195201
51	LAGHARI	3292	3371	3350	3451	3388	3323	20175
52	LASHARI CENTRE	18295	18370	18005	19285	17835	20490	112280
53	LIARI	0	0	0	0	0	0	0
54	LIARI DEEP	0	0	0	0	0	0	0
55	LODANO	6412	6194	4806	2929	2571	2857	25769
56	LODANO DEEP	20312	16492	13228	12697	12092	11144	85965
57	MAKDUMPUR	3307	1847	1660	821	921	1695	10251
58	MALAH	174	0	64	0	0	0	238
59	MARI	2261	2110	1572	1530	1944	1539	10956
60	MATLI	0	0	0	0	0	0	0
61	MAZARANI	369	626	452	459	358	513	2777
62	MAZARI	9485	9439	8851	8630	9100	9745	55250
63	MEWA	0	0	0	0	0	0	0
64	MEYUN ISMAIL DEEP	200	265	156	195	297	80	1193
65	MEYUN ISMAIL	1070	894	832	828	1339	563	5526
66	MIANO	902	923	482	758	665	387	4117
67	MISSAN	4530	4610	4420	4570	4420	4570	27120
68	MISSRI	1873	1949	2090	1481	1667	1441	10501
69	MOHANO	2559	2360	2256	2100	2291	2091	13657
70	MOLLAN N	2460	2440	2380	2440	2380	2440	14540
71	MUBAN	9031	8920	8501	8380	9268	7646	51746
72	MULAKI	0	0	0	0	0	0	0
73	NAIMAT BASAL	0	0	0	0	0	5360	5360
74	NAIMAT WEST	14177	16146	13627	10752	11048	10185	75935
75	NOORAI JAGIR	0	0	0	0	0	0	0
76	NORTH AKRI	2273	2533	2610	4177	1990	2438	16021
77	NUR BAGHLA	2880	2986	2690	2717	2655	2750	16678
78	PAKHRO	0	0	0	0	0	0	0
79	PANIRO	3489	4915	3718	2468	2441	3068	20099
80	PASAKI	104390	104245	97570	86460	96560	100105	589330
81	PASAKI N	23440	8935	21675	20740	9850	8115	92755
82	PASAKI NORTH EAST	9085	24485	8785	8985	8635	9060	69035
83	PIARO DEEP	185	129	129	128	191	468	1230
84	PIR APAN	0	0	0	0	0	0	0
85	PIR AMAN	0	0	0	0	0	0	0
86	QABUL	0	0	0	0	0	0	0
87	QADIR PUR	21100	21390	21310	16745	20255	19795	120595
88	RAHIM NORTH	41984	32337	25934	26124	24889	22718	173986
89	RAJO	0	0	0	0	0	0	0
90	REHMAT	0	0	0	0	0	0	0
91	RIND	0	0	0	0	0	0	0
92	SAKHI	3729	4380	3919	4136	5293	2000	23457
93	SAKHI DEEP	152	149	293	216	152	20	982
94	SAKHI SOUTH DEEP	143	199	81	47	132	64	666
95	SAQIB	377	441	361	412	451	588	2630
96	SHAH DINO	0	0	0	0	0	0	0

Contd.

3.1 Production of Crude Oil

(Barrels)

S.NO	Field	Jul,14	Aug,14	Sep ,14	Oct,14	Nov,14	Dec,14	Cummulative Total From July 2014
97	SHEIKHANO	7515	6337	5629	5352	4643	4489	33965
98	SHEIKHANO DEEP	4710	4220	4255	3708	2608	2069	21570
99	SINJHORO	0	0	0	0	0	0	0
100	SONO	31770	31665	29580	29100	23920	18700	164735
101	SONRO	43656	40833	46131	70492	59005	56385	316502
102	SOUTH BUZDAR	507	578	563	439	356	271	2714
103	SOUTH BUZDAR DEEP	13705	17736	19183	17146	18201	15429	101400
104	SOUTH MAZARI	10403	10979	10304	10204	9558	9678	61126
105	SOUTH MAZARI DEEP	17035	17104	14976	15661	14558	14720	94054
106	SUJAWAL	2173	1966	2070	2063	1887	1970	12129
107	TAJEDI	2609	2884	2289	27	0	1763	9572
108	TANDO ALAM	21305	21345	20675	19080	16550	17215	116170
109	TANDO GHULAM ALI	644	598	512	617	600	606	3577
110	TANGRI	2798	2712	2722	2762	3398	1130	15522
111	TANGRI DEEP	283	387	407	297	760	136	2270
112	THORA	21515	21410	19745	19255	18875	19280	120080
113	TURK	2936	2251	2376	2750	686	2466	13465
114	TURK DEEP	1408	1414	1065	1470	1970	2191	9518
115	UMER	0	0	0	0	0	0	0
116	ZAMZAMA	30692	29742	26757	29759	24323	28952	170225
117	ZAUR	6327	6385	5024	5430	3975	6827	33968
118	ZAUR DEEP	0	0	0	0	0	0	0
119	ZAUR SOUTH	0	0	0	0	0	0	0
120	BACHAL	2376	1792	1858	1452	1510	1407	10395
121	SUMAR DEEP	14162	19518	24562	23465	24793	25667	132167
122	JAKHRO	7800	8960	4325	7185	6344	5390	40004
123	GAGANI	0	0	0	0	0	0	0
124	THEBO	13805	10721	8696	6879	4886	5837	50824
125	MEHAR	86320	84790	90348	90077	76098	70865	498498
126	BAKSH DEEP	3788	3780	2744	2638	1939	1901	16790
127	SOHRAB DEEP	3929	7753	11691	12560	13807	16307	66047
128	LATIF	956	1125	1235	1287	1407	1701	7711
129	LUNDALI	0	0	0	0	0	0	0
130	MURID	60722	57562	57544	47040	36498	32817	292183
131	SUTIARI DEEP	4170	1573	220	430	1267	1674	9334
132	SUHRAT	0	0	481	320	155	0	956
133	SALEH	0	0	0	33900	30412	24013	88325
134	KORAI	0	0	0	0	1029	21983	23012
134	JARWAR	0	0	0	0	690	0	690
135	BADHRA	0	0	0	0	654	1455	2109
136	MANSOORA DEEP	0	0	0	0	0	77	77
137	NIM	0	0	0	0	0	1095	1095
138	CHAK 66 NE	0	0	0	0	0	9200	9200
139	DHANI	0	0	810	7378	3643	1957	13788
140	HAIDER DEEP						0	0
141	LIMU						0	0
TOTAL		1150911	1124928	1073669	1125830	1080471	1118049	6673858
K.P.K								
1	CHANDA	62695	61510	57835	54551	60450	63675	360716
2	MAKORI	2674	2182	2100	1960	1800	1771	12487
3	MAKORI EAST	456767	470596	470281	384830	465451	450987	2698912
4	MAMIKHEL	43649	44032	37361	36904	39716	41710	243372
5	MANZALAI	25135	25437	22549	28256	26355	23172	150904
6	MARAMZAI	117298	118933	116146	116435	110714	110503	690029
	MELA	55340	59875	59865	66075	61380	62010	364545
8	NASPHA	600701	598222	586779	661265	659621	677464	3784052
9	SHEKHAN	0	0	0	0	0	0	0
10	TOLANG	0	0	0	0	0	0	0
TOTAL		1364259	1380787	1352916	1350276	1425487	1431292	8305017
BALUCHISTAN								
1	ZARGHUN SOUTH	0	0	0	325	472	240	1037
2	SUI	595	744	1194	1602	1611	2531	8277
3	UCH	1349	1069	970	791	1071	1376	6626
TOTAL		1944	1813	2164	2718	3154	4147	15940
GRAND TOTAL		2965047.00	2947459	2770111	2928814	2970557	3016835	17598823.00

3.2 Production of Natural Gas

								(MCFT)
S.NO	Field	Jul,14	Aug,14	Sep ,14	Oct,14	Nov,14	Dec,14	Cummulative Total from July 2014
PUNJAB								
1	ADHI	1291.49	1293.51	934.35	1315.00	1284.00	1336.48	7454.83
2	BAHU	652.20	601.63	486.97	447.12	415.00	365.03	2967.95
3	BALKASSAR	1.42	1.75	1.86	1.95	2.00	2.20	11.18
4	BELA	39.66	13.70	9.23	0.00	0.00	0.00	62.59
5	BHANGALI	0.00	0.00	0.00	0.00	0.00	0.00	0.00
6	DAKHNI	1252.09	1202.51	677.66	597.15	907.65	1092.85	5729.91
7	DHODAK	125.70	118.50	105.00	114.30	111.00	114.70	689.20
8	DHULIAN	72.85	72.85	61.86	72.85	70.24	72.77	423.42
9	DHURNAL	16.36	14.07	14.37	14.03	13.54	13.82	86.19
10	DOMAIL	0.00	0.00	0.00	0.00	0.00	0.00	0.00
11	FIMKASSAR	3.41	3.41	3.30	3.41	3.30	3.29	20.12
12	KAL	2.26	2.10	2.10	1.00	0.00	0.00	7.46
13	MEYAL	83.68	83.76	71.82	84.66	82.18	85.38	491.48
14	MISSAKISWAL	3.62	3.61	3.38	4.85	11.74	5.91	33.11
15	NANDPUR/PANJPIR	267.62	260.55	255.97	262.16	172.55	266.40	1485.25
16	PARIWALI	202.49	202.66	187.46	203.32	182.61	182.02	1160.56
17	PINDORI	20.96	19.96	18.44	24.10	32.24	26.04	141.74
18	RAJIN	23.98	23.10	19.67	20.16	18.34	20.07	125.32
19	RATANA	297.91	284.38	264.00	258.79	236.72	226.85	1568.65
20	RODHO(SALSABIL)	517.79	503.01	485.77	487.84	461.09	456.89	2912.39
21	SADKAL	52.62	53.68	50.22	45.17	50.07	52.92	304.68
22	TOOT	25.13	24.11	23.53	23.85	20.84	24.81	142.27
23	TURKWAL	1.55	1.55	1.50	1.55	1.50	1.55	9.20
23	HALINI	0.00	21.97	27.10	32.95	37.01	39.96	158.99
TOTAL		4954.79	4806.37	3705.56	4016.21	4113.62	4389.94	25986.49
SINDH								
1	ADAM	357.00	361.82	282.00	348.00	340.00	347.65	2036.47
2	ALI	86.53	87.62	82.92	85.28	84.11	86.35	512.81
3	ALI ZAUR	0.00	0.00	0.00	0.00	0.00	0.00	0.00
4	BADAR	384.85	383.93	345.94	382.46	374.85	383.92	2255.95
5	BALUCH	48.45	42.23	23.01	43.56	54.62	22.03	233.90
6	BAQAR DEEP	0.31	0.00	0.00	0.00	0.00	0.00	0.31
7	BHATTI/NAKURJI	24.22	22.44	22.11	22.18	20.68	22.42	134.05
8	BHIT	10068.00	9765.00	9366.00	9223.00	6205.21	6303.48	50930.69
9	BIJORO	1.89	1.89	1.52	1.39	1.27	1.11	9.07
10	BILAL	0.00	0.00	0.00	0.00	0.00	0.00	0.00
11	BILAL NORTH	0.00	0.00	0.00	0.00	0.00	0.00	0.00
12	BLOCK-22	187.58	187.84	152.25	130.42	142.51	144.06	944.66
13	BOBI	534.30	524.10	389.50	410.93	480.00	478.60	2817.43
14	BUKHARI	0.00	0.00	0.00	0.00	0.00	0.00	0.00
15	BUKHARI DEEP	60.64	56.61	40.51	42.77	37.89	36.75	275.17
16	BUZDAR SOUTH	6.54	6.64	6.99	8.01	7.68	6.56	42.42
17	BUZDAR SOUTH DEEP	344.82	396.79	388.14	375.71	322.72	287.21	2115.39
18	BUZDAR UNIT	0.00	0.00	0.00	0.00	0.00	0.00	0.00
19	CHACHAR	27.00	26.93	17.00	10.00	16.00	39.22	136.15
20	CHAK 2	258.29	263.90	168.73	251.10	244.58	257.67	1444.27
21	CHAK 7A	18.60	18.60	37.91	37.82	36.60	37.38	186.91
22	DABHI NORTH	2.07	2.28	1.95	0.89	1.89	1.65	10.73
23	DABHI SOUTH	8.82	11.35	15.74	18.23	17.98	14.12	86.24
24	DUPHRI	57.05	69.03	62.91	60.80	55.75	53.62	359.16
25	FATEH SHAH	0.00	0.00	0.00	0.00	0.00	0.00	0.00
26	FATEH SHAH NORTH	40.38	35.15	30.64	27.17	22.51	15.77	171.62

Contd.

3.2 Production of Natural Gas

(MCFT)								
S.NO	Field	Jul,14	Aug,14	Sep ,14	Oct,14	Nov,14	Dec,14	Cummulative Total from July 2014
27	GHARO	0.75	0.98	0.75	0.84	0.86	0.85	5.03
28	GHUNGRO	2.41	1.29	3.05	3.29	2.75	2.67	15.46
29	GOLARCHI	12.46	12.67	12.26	13.09	12.09	12.25	74.82
30	GOPANG	12.00	12.00	8.00	4.00	2.42	0.00	38.42
31	HAIDER DEEP	3.19	0.65	8.19	0.00	7.20	6.95	26.18
32	HALIPOTA	19.87	16.53	19.96	21.67	20.39	17.51	115.93
33	HASEEB	359.11	270.37	141.25	94.19	147.51	128.42	1140.85
34	JABO	11.67	11.34	12.78	11.01	8.41	9.12	64.33
35	JABO NORTH	0.00	0.00	0.00	0.00	0.00	0.00	0.00
36	JAGIR	1.18	1.10	0.96	1.45	1.33	1.27	7.29
37	JALAL	0.00	0.04	0.00	0.00	0.00	0.00	0.04
38	JARAR DEEP	290.90	290.04	280.81	288.27	263.67	296.78	1710.47
39	JHABERI SOUTH	1.83	1.70	1.32	1.25	0.97	0.93	8.00
40	JOGWANI	50.67	41.58	33.99	32.54	27.04	21.03	206.85
41	KADANWARI	4837.00	4478.00	3923.00	4484.00	3210.36	3160.71	24093.07
42	KAMAL NORTH -1	38.34	32.83	27.96	31.45	30.70	44.00	205.28
43	KANDHKOT	5423.00	5226.81	4526.00	4304.00	4372.00	4760.79	28612.60
44	KATO	2.53	1.87	0.91	0.82	0.59	0.51	7.23
45	KAUSAR	80.31	75.01	75.29	75.50	75.79	83.27	465.17
46	KEYHOLE G	0.00	0.00	0.00	0.00	0.00	0.00	0.00
47	KHASKHELI	6.60	6.20	5.98	6.58	6.48	6.93	38.77
48	KHASKHELI NORTH	0.00	0.00	0.00	0.00	0.00	0.00	0.00
49	KHASKHELI DOWN THROWN	0.66	0.65	0.46	0.45	0.44	0.50	3.16
50	KHOREWAH	212.78	214.17	186.69	204.58	193.36	182.92	1194.50
51	KHOREWAH DEEP	24.66	14.30	22.57	29.07	22.85	21.48	134.93
52	KOLI	5.33	0.64	6.11	8.32	7.34	4.94	32.68
53	KOONJ-1A	47.58	47.39	43.98	43.35	44.35	44.54	271.19
54	KUNNAR	453.13	442.99	454.47	528.51	560.72	583.80	3023.62
55	KUNNAR PASAKHI DEEP	3769.72	3735.71	3096.36	3512.55	3420.36	3549.32	21084.02
56	LAGHARI	5.02	5.28	5.07	5.16	4.95	4.61	30.09
57	LATIF	3006.00	3150.00	2979.20	2896.00	3153.00	3718.00	18902.20
58	LIARI	3619.00	0.00	0.00	0.00	0.00	0.00	3619.00
59	LIARI DEEP	0.00	1.04	0.00	0.00	0.00	0.00	1.04
60	LODANO	53.75	52.33	40.92	35.47	30.68	23.55	236.70
61	LODANO DEEP	41.64	27.19	23.19	25.83	22.24	22.20	162.29
62	MAKHDUM PUR	24.93	26.94	26.24	34.36	37.03	27.01	176.51
63	MAKHDUM PUR DEEP	7.75	8.28	6.88	5.57	5.04	6.07	39.59
64	MALAH	0.30	0.02	0.00	0.00	0.00	0.00	0.32
65	MARI	18989.32	18991.40	17100.53	18361.90	18063.41	18147.08	109653.64
66	MATLI	3.18	3.21	0.00	0.00	0.00	0.00	6.39
67	MAZARI	5.26	7.77	6.32	3.24	8.77	5.83	37.19
68	MAZRANI	158.00	155.71	150.00	151.00	145.00	145.84	905.55
69	MEWA	11.47	11.35	6.18	8.13	6.38	2.54	46.05
70	MEYUN ISMAIL	0.00	0.00	0.00	0.00	0.00	0.00	0.00
71	MEYUN ISMAIL DEEP	25.24	24.10	22.15	22.80	18.07	10.74	123.10
72	MIANO	2089.00	2056.00	1927.53	2079.00	1984.00	1992.00	12127.53
73	MISSRI	3.72	3.65	3.35	3.64	3.49	3.65	21.50
74	MOHANO	1.27	1.23	1.23	1.27	1.12	1.04	7.16
75	MUBAN	1.89	2.48	2.48	3.26	2.68	3.08	15.87
76	MULAKI	0.00	0.00	0.00	0.00	0.00	0.00	0.00
77	NAIMAT BASAL	157.45	133.85	132.76	122.95	118.54	83.72	749.27
78	NAIMAT WEST	1416.54	1746.97	1464.45	1218.48	964.73	1076.27	7887.44
79	NANDO	33.63	31.48	17.31	15.13	14.48	14.72	126.75

Contd.

3.2 Production of Natural Gas

(MCFT)								
S.NO	Field	Jul,14	Aug,14	Sep ,14	Oct,14	Nov,14	Dec,14	Cummulative Total from July 2014
80	NOORAI JAGIR	0.00	0.00	31.47	0.00	0.00	0.00	31.47
81	NORTH AKRI	0.83	0.80	0.79	0.87	0.81	0.76	4.86
82	NUR BAGHLA	196.58	198.48	180.50	176.88	169.90	170.58	1092.92
83	NURPUR DEEP	36.98	34.76	0.00	36.14	33.98	32.25	174.11
84	PAKHRO	4.59	0.00	2.96	20.72	12.98	0.00	41.25
85	PANIRO	4.45	3.72	3.82	3.42	3.77	4.57	23.75
86	PASAKHI	20.62	20.62	19.95	20.62	19.95	20.72	122.48
87	PIARO DEEP	26.50	24.93	21.73	21.68	16.78	17.18	128.80
88	PIR	0.00	0.03	0.06	0.08	0.00	0.21	0.38
89	PIR APAN	0.00	0.00	0.00	0.00	0.00	0.00	0.00
90	QABUL	0.00	0.00	0.00	0.00	0.00	0.00	0.00
91	QADIRPUR	14425.66	14151.23	13679.33	11355.94	13175.66	13413.74	80201.56
92	QASIM DEEP	145.03	147.30	154.66	147.14	142.87	142.27	879.27
93	RAHIM NORTH	108.77	108.34	120.62	124.41	122.21	118.89	703.24
94	RAJO	0.00	0.00	0.00	0.00	0.00	0.00	0.00
95	RAJPAN	0.00	0.00	0.00	0.00	0.00	0.00	0.00
96	REHMAN	313.24	312.12	300.66	317.84	293.42	301.20	1838.48
97	REHMAT	0.00	0.00	0.00	0.00	0.00	0.00	0.00
98	RIND	0.00	0.00	0.00	0.00	0.00	0.00	0.00
99	SAKHI	0.00	0.00	0.00	0.00	0.00	0.00	0.00
100	SAKHI DEEP	31.61	31.80	29.70	31.53	22.73	24.34	171.71
101	SAKHI SOUTH DEEP	26.00	22.16	12.95	9.67	5.81	5.28	81.87
102	SAQIB	157.98	152.45	139.42	135.88	140.00	138.92	864.65
103	SARA/SURI	0.00	0.00	0.00	0.00	0.00	0.00	0.00
104	SARI HUNDI	56.82	51.31	36.23	44.59	59.14	60.36	308.45
105	SAWAN	0.00	3395.00	3210.10	3465.00	3259.00	3278.00	16607.10
106	SHAH DINO	0.00	0.00	0.00	0.00	0.00	0.00	0.00
107	SHEIKHANO	8.47	5.09	6.65	8.61	6.89	4.48	40.19
108	SHEIKHANO DEEP	3.45	2.15	1.40	1.75	0.85	0.43	10.03
109	SINJHORO	0.00	0.00	0.00	0.00	0.00	0.00	0.00
110	SONRO	33.02	25.97	27.25	36.35	55.44	57.59	235.62
111	SOUTH MAZARI	6.46	9.01	6.70	3.34	6.40	5.06	36.97
112	SOUTH MAZARI DEEP	114.18	85.09	36.50	8.85	17.21	22.69	284.52
113	SUJAWAL	304.85	308.39	287.98	289.57	275.98	302.98	1769.75
114	TAJEDI	0.41	0.37	0.36	0.17		0.15	1.46
115	TAJJAL	224.00	224.00	207.60	208.00	143.00	203.00	1209.60
116	TANDO GHULAM ALI	61.48	65.97	62.65	62.18	58.25	58.07	368.60
117	TANGRI	2.55	2.45	2.26	2.33	2.19	1.89	13.67
118	TANGRI DEEP	55.64	52.29	32.53	45.58	42.05	10.36	238.45
119	TURK	54.39	51.47	52.45	49.38	47.76	35.63	291.08
120	TURK DEEP	307.89	292.44	270.46	287.09	285.62	332.31	1775.81
121	UMER	0.00	0.00	0.00	0.00	0.00	0.00	0.00
122	USMAN	114.13	111.13	110.99	116.32	114.83	124.78	692.18
123	ZAMZAMA	6423.00	6209.00	5550.00	6229.00	5924.00	5537.00	35872.00
124	ZAUR	17.90	19.59	18.82	17.55	10.82	4.36	89.04
125	ZAUR DEEP	5.19	6.44	6.13	5.39	4.44	3.76	31.35
126	ZAUR SOUTH	0.00	0.00	0.00	0.00	0.00	0.00	0.00
127	ZAUR WEST	0.00	0.00	0.00	0.00	0.00	0.00	0.00
128	SUMAR DEEP	684.03	636.07	508.11	407.32	302.89	344.11	2882.53
129	BACHAL	9.93	5.31	6.71	7.75	8.74	6.21	44.65
130	JAKHRO	136.79	141.20	77.40	137.50	125.45	137.30	755.64
131	GAGANI	0.00	0.00	0.00	0.00	0.00	0.00	0.00
132	AASSU	14.66	13.28	13.62	12.88	13.24	17.54	85.22

Contd.

3.2 Production of Natural Gas

								(MCFT)
S.NO	Field	Jul,14	Aug,14	Sep ,14	Oct,14	Nov,14	Dec,14	Cummulative Total from July 2014
133	AMDANI	0.00	0.00	0.00	0.00	0.00	0.00	0.00
134	LUNDALI	45.00	0.00	0.00	0.00	0.00	0.00	45.00
135	MARU-RETI	383.13	371.05	349.00	352.23	333.39	339.05	2127.85
136	MEHAR	970.91	1009.04	1067.59	1119.87	978.99	944.53	6090.93
137	BAKSH DEEP	638.68	687.12	550.56	447.44	405.68	357.43	3086.91
138	SOHRAB DEEP	1197.01	1680.71	3641.68	4484.43	5011.13	4771.23	20786.19
139	THEBO	129.85	101.82	106.97	118.58	97.43	94.76	649.41
140	DACHRAPUR	357.89	358.80	347.14	360.38	336.67	323.03	2083.91
141	JHOK	0.00	0.00	0.00	0.00	0.00	0.00	0.00
142	RAGNI DEEP	18.07	18.80	18.96	19.83	19.27	19.83	114.76
143	MURID	28.79	22.30	15.00	11.97	9.50	8.82	96.38
144	SUTIARI DEEP	1134.77	797.19	131.45	358.61	701.10	1009.99	4133.11
145	DHANI	0.00	0.00	0.84	12.52	14.96	9.25	37.57
146	KORAI	0.00	0.00	0.00	0.00	204.24	822.27	1026.51
147	RAJANI	0.00	0.00	0.00	0.00	0.00	5.08	5.08
148	SALEH	0.00	0.00	0.00	32.25	24.95	18.40	75.60
149	BADHRA	0.00	0.00	0.00	0.00	2398.83	3254.47	5653.30
150	CHAK 66NE	0.00	0.00	0.00	0.00	0.00	138.83	138.83
151	NIM	0.00	0.00	0.00	0.00	0.00	8.42	8.42
152	ZARGHUN SOUTH	0.00	0.00	0.00	167.72	0.00	0.00	167.72
153	LIMU							0.00
154	SUHRAT	0.00	15.35	61.90	11.21	19.75	0.99	109.20
TOTAL		86881.56	85625.23	79767.27	81520.05	80971.39	83834.36	498599.86
BALUCHISTAN								
1	LOTI	714.37	715.75	675.61	688.58	650.95	672.87	4118.13
2	PIRKOH	443.20	424.14	438.95	423.25	435.40	501.10	2666.04
3	SUI	13105.00	13081.27	12639.00	13057.00	12656.00	11848.26	76386.53
4	UCH	11912.40	11435.00	11720.50	7748.60	11081.50	12135.70	66033.70
5	ZARGHUM SOUTH			0.00	0.00	456.69	214.56	671.25
TOTAL		26174.97	25656.16	25474.06	21917.43	25280.54	25372.49	149875.65
K .P.K								
1	CHANDA	127.65	127.98	115.28	121.40	132.00	116.61	740.92
2	MAKORI	86.60	86.23	69.58	62.75	61.37	62.90	429.43
3	MAKORI EAST	1817.07	1700.48	1959.65	1662.00	1990.14	2010.28	11139.62
4	MAMIKHEL	1089.01	1091.44	1160.20	989.46	1004.59	1046.42	6381.12
5	MANZALAI	1964.34	1957.21	1792.75	2263.49	2408.22	2348.83	12734.84
6	MARAMZAI	3170.23	3212.94	3049.18	3046.82	2846.86	2940.30	18266.33
7	MELA	314.14	317.23	327.09	323.53	312.14	311.47	1905.60
8	NASHPA	2253.35	2225.12	2200.60	2472.40	2497.32	2609.70	14258.49
9	SHEKHAN	0.00	0.00	0.00	0.00	0.00	0.00	0.00
10	TOLANJ X	0.00	0.00	0.00	0.00	0.00	0.00	0.00
TOTAL		10822.39	10718.63	10674.33	10941.85	11252.64	11446.51	65856.35
GRAND TOTAL		128833.71	126806.39	119621.22	118395.54	121618.19	125043.30	740318.35

3.3 Company wise Production of Crude Oil and Natural Gas December,2014

Name of Company	Crude Oil (US Barrel)	Number of Oil Fields	% Share in Total Production	Natural Gas (MCFt)	Number of Gas Fields	% Share in Total Production
OGDCL	1350631	34	44.77	37834	30	30.26
PPL	214514	4	7.11	18478	6	14.78
MPCL	68418	5	2.27	18749	5	14.99
UEPL	563582	66	18.68	11018	79	8.81
OMV	2088	2	0.07	9191	4	7.35
BHP	28952	1	0.96	5537	1	4.43
Eni(Pak)	11581	3	0.38	12719	3	10.17
OMV Maurice	71453	2	2.37	1083	2	0.87
OPL	18742	2	0.62	241	2	0.19
POL	55405	8	1.84	370	6	0.30
Dewan	3324	1	0.11	457	1	0.37
MOL	628144	5	20.82	8409	5	6.72
Hycarbex	-			128	1	0.10
POGC	-			301	1	0.24
PEL	-			528	2	0.42
Total	3016834	133		125043	148	

3.4 Province wise Production of Crude Oil and Natural Gas December,2014

Province	Crude Oil (US Barrel)	Number of Oil Fields	Natural Gas (MCFt)	Number of Gas Fields
Punjab	463347	98	4390	20
Sind	1118049	24	83834	115
KPK	1431292	8	11447	8
Balochistan	4147	3	25372	5
Total	3016835	133	125043	148

Source: Ministry of Petroleum & Natural Resources,
Directorate General of Petroleum concession

3.5 Production of Crude Oil, Natural Gas and Electricity

Year / Month	Crude Oil (000 Barrels)	Natural Gas(MCFT)	Total (Mn. Kwh)	Hydel	Thermal	Nuclear
2009-10	23706	1482846	94222	27927	63504	2791
2010-11	24041	1471590	86873	31781	52376	2716
2011-12	24573	1558960	67272	28431	53571	5270
2012-13	27841	1505839	86190	29687	51950	4553
2013-14	31585	149368	98769	31698	62169	4902
2014 Jul	2965	128833	9167	3807	4940	420
Aug	2947	126806	9412	4196	4705	511
Sep	2770	119621	7902*	3503	3906	493
Oct	2929	118396	7203*	3151	3563	489
Nov	2971	121618	5879*	2858	2522	499
Dec	3017	125043	4766*	1879	2442	445

*= Estimated

Source: i) Directorate General of Petroleum concession
M/O Petroleum & Natural Resources Islamabad

ii) Electricity Generating Establishments that includes

(3 Nuclear Energy Establishments, 3 Hydel Energy Establishments, 29 IPPs 15 Captive Units)

3.6 Mineral Production

(Thousand Tonnes)

Year / Month	Marble	Arg Clay	Silica Sand	Gypsum	Lime Stone	Ordinary Stone(MT)	Rock Salt	Coal	Copper	Copper Blister (MT)**
2009-10	1065	4304	411	854	37137	6715	1944	3536	-	18121
2010-11	1133	4484	301	885	32021	6685	1954	3292	-	15672
2011-12	1751	4562	270	1260	35016	6540	2136	3179	-	17931
2012-13	2360	4513	356	1250	38932	4890	2160	2813	-	12285
2013-14	2591	4935	268	1322	36460	2895	2220	3140	430	8933
2014 Jul	119	229	17	143	3001	260	195	189	-	2231
Aug	170	297	11	113	2795	260	142	182	-	2155
Sep	227	480	12	141	3042	200	202	284	-	870
Oct	181	487	15	103	3302	260	144	176	-	-
Nov	211*	536	18*	113	2820*	205	196	283*	-	-
Dec	149*	326	23*	111	2602*	232	214	171*	-	-

 *= Provisional

3.6 Mineral Production

(Tonnes)

Year / Month	Iron ore	Bauxite	Barytes	Bentonite	Celestite	China Clay	Chalk	Chromite	Dolomite	Laterite	
2009-10	447541	9031	57166	34596	160	22769	2939	257148	130408	181046	
2010-11	329100	9033	31836	30840	-	16055	1100	148034	240111	298994	
2011-12	384893	30223	48510	16520	-	21555	2749	179203	198392	293625	
2012-13	408604	25288	118471	26077	-	22917	810	136443	335819	328067	
2013-14	192749	31156	132379	40650	-	16191	1005	83507	673042	380166	
2014	Jul	35518	1303	2226	2208	-	772	-	9205	75120	27199
	Aug	25058	636	50	2648	-	911	-	7064	8567	55673
	Sep	38635	539	29384	3204	-	863	200	8743	12521	28785
	Oct	24070	4671	11636	3523	-	660	100	5528	13128	24774
	Nov	28090	3367	800	1615	-	1400*	0	5362*	33220*	18466*
	Dec	22057	1060	22583	1585	-	600*	0	2912*	23051*	33155*

* = Provisional

3.6 Mineral Production

(Tonnes)

Year / Month	Feldspar	Fire Clay	Flourite	Fullers Earth	Magnesite	Magnese	Ocher	Ord Sand/Bajri Sand	Soap Stone	Sulphur	
2009-10	54198	329055	290	11219	5159	1655	55352	-	53991	26641	
2010-11	23254	274042	3156	4180	4908	785	36078	-	47561	27645	
2011-12	53235	408187	6859	6906	5444	345	42107	-	55515	25560	
2012-13	38218	454645	13344	4259	6705	290	37769	2141	93214	20610	
2013-14	81858	458037	7500	6397	3725	3945	32634	3500	72234	35672	
2014	Jul	3834	36148	537	1966	224	-	2036	-	11214	3125
	Aug	3048	23310	648	2326	210	400	403	-	7955	3018
	Sep	2348	32292	809	442	266	780	402	-	7552	1723
	Oct	6092	29342	443	311	1024	320	3424	-	4974	81
	Nov	4199	36603	22*	76*	1059	380	2843	-	9458*	251
	Dec	1692	31665	5*	278*	160	950	2482	-	7562*	2137

* = Provisional

4. HEALTH

4.1(a) Monthly Immunization Coverage

Number of doses administered (0-11 months)children during 2015

Month(s)	BCG	OPV-0	OPV-1	OPV-2	OPV-3	Pentava- lent-1	Pentava- lent-2	Pentava- lent-3	Pneumo- 1	Pneumo- 2	Pneumo-3	Measles-1
Jan	492,088	399,360	497,739	462,067	450,975	496,658	461,981	450,849	483,497	450,312	439,866	403,246
Feb												
Mar												
Apr												
May												
Jun												
Jul												
Aug												
Sep												
Oct												
Nov												
Dec												
Total	492,088	399,360	497,739	462,067	450,975	496,658	461,981	450,849	483,497	450,312	439,866	403,246

Source : National Institute of Health, Islamabad.

4.1(b) Monthly Immunization Coverage
Number of doses administered (12-23 Months) children during 2015

MONTH	BCG	OPV-1	OPV-2	OPV-3	Pentavalent-1	Pentavalent-2	Pentavalent-3	Measles-2
Jan	1,152	933	824	709	1,786	790	673	340,489
Feb								
Mar								
Apr								
May								
Jun								
Jul								
Aug								
Sep								
Oct								
Nov								
Dec								
Total	1,152	933	824	709	1,786	790	673	340,489

BCG = Bacillus of Chalmette and Guerin
 OPV = Oral Polio Vaccine

Source : National Institute of Health, Islamabad.

**4.1 (c) Monthly Immunization Coverage
Number of TT doses administered to women during 2015**

MONTH	Pregnant Women					Childbearing age women				
	TT1	TT2	TT3	TT4	TT5	TT1	TT2	TT3	TT4	TT5
Jan	348,520	248,486	25,180	6,731	3,945	26,610	20,013	13,693	4,122	2,028
Feb										
Mar										
Apr										
May										
Jun										
Jul										
Aug										
Sep										
Oct										
Nov										
Dec										
Total	348,520	248,486	25,180	6,731	3,945	26,610	20,013	13,693	4,122	2,028

TT = Tetanus Toxioid

Source : National Institute of Health, Islamabad.

4.2 Monthly Report on HIV Treatment Centres October, 2014

S. No	Centre Name	Male		Female		Children		Transgender		Total	Total on ART
		Total	On ART	Total	On ART	Total	On ART	Total	On ART		
Federal											
1	PIMS, Islamabad	1577	660	298	160	30	11	4	4	1909	835
Punjab											
2	Mayo Hospital, Lahore	374	169	59	35	6	1	12	2	451	207
3	Services Hospital, Lahore	239	147	81	58	32	8	1	1	353	214
4	Peaditric Unit, Services Hospital, Lahore	0	0	0	0	173	84	0	0	173	84
5	Shaukat Khanum Hospital, Lahore	218	201	164	140	16	1	0	0	398	342
6	Jinnah Hospital, Lahore	709	338	220	126	0	0	27	15	956	479
7	DHQ Hospital, Sargodha	369	67	41	15	5	1	0	0	415	83
8	DHQ Hospital, D.G Khan	663	421	206	137	24	7	1	1	894	566
9	Allied Hospital, Faisalabad	404	270	34	25	0	0	0	0	438	295
10	Aziz Bhatti Hospital, Gujrat	391	252	227	163	0	0	0	0	618	415
Sindh											
11	Civil Hospital, Karachi	2162	657	215	143	27	0	32	11	2436	811
12	Peaditric Unit, Civil Hospital, Karachi	0	0	0	0	34	20	0	0	34	20
13	Indus Hospital, Karachi	280	140	72	36	0	0	0	0	352	176
14	Aga Khan Hospital, Karachi	0	0	0	0	26	22	0	0	26	22
15	Chandka Medical College Hospital, Larkana	548	309	114	70	14	4	0	0	676	383
Khyber Pakhtunkhwa											
16	Hayatabad Medical Complex, Peshawar									0	0
17	KDA Hospital, Kohat	165	113	82	61	14	9	0	0	261	183
Balochistan											
18	Bolan Medical Complex, Quetta									0	0
Total		8099	3744	1813	1169	401	168	77	34	10390	5115

Source:- National Aids Control Programme, NIH, Islamabad.

4.3(a) Register Veterinary Medical Practitioner With PVMC- 2015

RVMP Registration for the year of 2015	Male	Female	D.V.M	M.Sc	M.Phil	Ph.D	Total
Jan	185	17	202	Nil	Nil	Nil	202
Feb							
Mar							
Apr							
May							
Jun							
Jul							
Aug							
Sep							
Oct							
Nov							
Dec							
Total	185	17	202	Nil	Nil	Nil	202

Total RVMP Registered since 1st January 2015 to 31st January 2015=202
 Total RVMP Registered since 30th May 2000 to 31st January 2015= 9013

Source:- Pakistan Veterinary Medical Council, Islamabad.

4.3(b) Registered Animal Husbandry Graduate With PVMC- 2015

RVMP Registration for the year of 2015	Male	Female	B.Sc. (Hons) A.H	M.Sc.	Ph.D	Total
Jan	Nil	Nil	Nil	Nil	Nil	Nil
Feb						
Mar						
Apr						
May						
Jun						
Jul						
Aug						
Sep						
Oct						
Nov						
Dec						
Total	Nil	Nil	Nil	Nil	Nil	Nil

Total RAHG Registered since 1st January 2015 to 31st January 2015=Nil
 Total RAHG Registered since 30th May 2000 to 31st January 2015= 475

Source:- Pakistan Veterinary Medical Council, Islamabad.

4.4 Tuberculosis Report (FTI) (Oct - Dec, 2014)

Provinces/Regions	TB Cases NSS+	CDR SS+**	TB All Types			CDR Total	% Treatment Success Rate* (TSR)
			Male	Female	Total		
Punjab	18051	52.29	23349	22199	44548	66.19	NA
Sindh	6303	39.45	6204	5946	12150	46.42	NA
K.P.K	3929	41.67	4673	5174	9847	58.23	NA
Balochistan	759	26.46	856	1095	1951	32.32	NA
F.A.T.A	305	14.4	326	309	635	24.38	NA
Gilgit Baltistan	32	6.5	104	147	251	34.39	NA
AJK	461	24.32	563	558	1121	39.13	NA
ICT	99	29.36	205	206	411	55.43	NA
Pakistan	29939	44.78	35280	35634	70914	57	NA

CDR : Case Deduction Rate
SS+ Sputum Smear Positive

Source: National TB Control Programme NIH, Islamabad

* Available One Year Lag

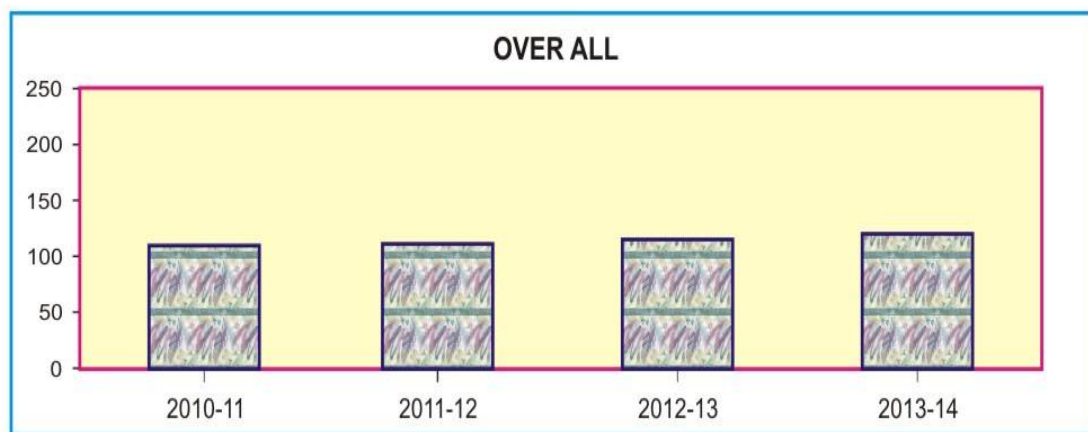
** Based on revised WHO estimates.

5. MANUFACTURING

5.1 Quantum Index Numbers of Large-Scale Manufacturing Industries

Year/month	Manufacturing (Over all)	Selected Items						
		Vegetable Ghee	Tea Blended	Cigarettes	Cotton Yarn	Cotton Cloth	Jute Goods	Paper & Board
(2005-06=100)								
2010-11	111.14	94.81	103.43	101.97	115.43	112.89	89.16	95.79
2011-12	112.44	95.76	118.91	96.60	116.03	113.23	90.03	116.64
2012-13	117.04	98.88	141.83	105.05	118.51	113.86	98.39	135.35
2013-14	121.66	102.52	160.93	100.54	120.40	114.64	97.34	150.24
2014 Jan	138.47	105.64	184.55	95.59	120.35	114.98	108.86	104.73
Feb	137.26	105.92	170.89	103.05	119.81	114.18	96.57	134.62
Mar	135.35	105.64	183.64	126.27	121.20	114.85	103.91	152.84
Apr	124.13	100.71	153.53	128.44	121.15	114.45	95.46	159.52
May	118.43	104.44	147.02	134.21	121.57	115.25	87.29	165.69
Jun	115.18	102.09	148.13	62.30	121.43	114.95	81.80	157.26
Jul	110.78	103.48	171.74	81.18	121.48	115.05	81.22	172.90
Aug	113.54	102.39	177.06	84.83	121.34	114.71	85.23	185.03
Sep	116.75	108.73	184.98	90.31	120.96	114.45	93.31	183.60
Oct	114.92	100.50	179.13	85.26	120.02	114.18	83.25	173.71
Nov	115.48	105.19	190.04	83.56	119.97	114.32	90.43	157.88
Dec	135.10	102.91	212.06	92.69	112.54	114.31	96.70	114.00
2015 Jan	140.00	100.13	209.40	119.82	120.65	115.05	90.84	111.57

QUANTUM INDEX NUMBERS OF LARGE - SCALE MANUFACTURING INDUSTRIES



Contd.

5.1 Quantum Index Numbers of Large-Scale Manufacturing Industries

Year/month	Selected Items				
	Cement	Auto Mobile	Fertilizers		
			Nit Fertilizer	Phos Fertilizer	Total

(2005-2006=100)

2010-11	154.69	103.80	126.93	93.26	96.29
2011-12	159.22	107.31	121.21	93.91	96.37
2012-13	167.29	93.54	133.94	88.40	92.49
2013-14	168.62	91.15	137.52	104.81	107.75
2014 Jan	161.99	96.02	101.55	36.39	95.69
Feb	158.11	90.71	91.81	74.85	90.29
Mar	190.11	104.11	101.32	168.11	107.33
Apr	183.90	96.27	97.74	136.83	101.26
May	178.09	99.76	95.53	159.01	101.25
Jun	188.49	89.15	101.84	149.22	106.10
Jul	113.16	76.41	107.43	147.60	111.04
Aug	154.62	100.73	112.84	155.77	116.70
Sep	180.74	115.30	103.18	156.67	108.00
Oct	167.29	99.28	111.65	158.41	115.86
Nov	178.41	100.20	111.26	151.26	114.86
Dec	180.22	95.66	108.88	163.94	113.83
2015 Jan	167.36	113.91	106.65	80.65	104.31

5.2 Production of Manufacturing Items

Year/month	Vegetable Ghee (i)		Sugar (i)		Tea Blended (ii)	
	No. of reporting factories	Production (Tonnes)	No. of reporting factories	Production (Tonnes)	No. of reporting factories	Production (Tonnes)

(2005-06=100)

2010-11		87	1091810	78	4168721	5	65782
2011-12		87	1102861	78	4634093	5	75628
2012-13		87	1138754	78	5073501	5	90201
2013-14		87	1180619	78	5582353	5	102352
2014	Jan	87	101386	78	1495573	5	9781
	Feb	87	101649	78	1418391	5	9057
	Mar	87	101386	78	904594	5	9733
	Apr	87	96650	78	398546	5	8137
	May	87	100232	78	27388	5	7792
	Jun	87	97978	78	31879	5	7851
	Jul	87	97996	78	0	5	8816
	Aug	87	90903	78	0	5	9384
	Sep	87	104347	78	0	5	9957
	Oct	87	96449	78	0	5	9494
	Nov	87	100949	78	11620	5	10072
	Dec	87	98761	78	1066293	5	11239
2015	Jan	87	96090	78	1330881	5	11098

Contd.

5.2 Production of Manufacturing Items

Year/month	Beverages (iii) *		Cigarettes (ii)	
	No. of reporting factories	Production (000 litres)	No. of reporting factories	Production (Million Nos.)
2010-11	...	1490983	14	65403
2011-12	...	1812430	14	61954
2012-13	...	2077729	14	67377
2013-14	...	2510288	14	64482
2014 Jan	...	126472	14	5109
Feb	...	172437	14	5508
Mar	...	227109	14	6749
Apr	...	233995	14	6865
May	...	262614	14	7173
Jun	...	252283	14	3330
Jul	...	274080	14	4339
Aug	...	326267	14	4534
Sep	...	296258	14	4827
Oct	...	287898	14	4557
Nov	...	295503	14	4466
Dec	...	207354	14	4954
2015 Jan	...	191230	14	6404

*** Not available

* In the new base 2005-06 Beverages has been replaced by soft drinks, juices, syrups and squashes and liquors.

Source: (i) Ministry of Industries & Production.

(ii) Provincial Bureaus of Statistics.

(iii) Central Board of Revenue.

Contd.

5.2 Production of Manufacturing Items

Year/ month	No. of reporting factories	Cotton Textiles (Mills sector)													
		Capacity installed			Capacity worked				Spindle hours worked (Mn. No.)	Looms hours worked (Mn.No.)	Rotors hours worked (Mn.No.)	Consumption of Raw Cotton (Tonnes)	Total Yarn Produ- ction (Tonnes)	Surplus Yarn (Tonnes)	Total Prod- uction of Cloth(000) (Sq.m)
		No. of Spindles (000)	No. of Looms (000)	No. of Rotors (000)	No. of Spindles (000)	No. of Looms (000)	No. of Rotors (000)								
2007-08	427	11834	8	203	9960	4	124	76400	21	512	3159170	2809383	2700283	1016390	
2008-09	369	10514	9	153	9406	4	71	75408	24	485	2638235	2274347	2327217	1019183	
2009-10	439	11392	7	195	10632	5	140	6221	2	40	3372364	2880970	2768071	1004587	
2010-11	433	11421	7	195	10757	5	143	6903	2	40	3405727	2956972	1006567	1029672	
2011-12	--	10994	7	161	9885	--	100	--	--	--	--	--	--	--	
2012 Jan	373	10994	7	161	9963	5	103	6498	2	40	231500	201000	82283	85250	
Feb	373	10994	7	161	9925	5	103	6300	2	40	230575	200500	88197	85000	
Mar	373	10994	7	161	9887	5	103	6382	2	40	231380	201200	88304	85350	
Apr	373	10994	7	161	9906	5	104	6400	2	41	228850	199000	89483	85050	
May	373	10994	7	161	9806	5	104	6491	2	41	222080	198000	89766	84500	
Jun	373	10994	7	161	9893	5	103	6401	2	40	223070	198200	88626	84200	
Jul	373	10994	7	161	9906	5	104	6301	2	42	236841	217900	82358	85520	
Aug	373	10994	7	161	9893	5	104	6398	2	41	236640	218263	81553	85500	
Sep	373	10994	7	161	9809	5	104	6400	2	40	238548	156904	81600	85600	
Oct	373	10994	7	161	9893	5	109	6491	2	41	238290	219111	85590	85750	
Nov	373	10994	7	161	9886	5	111	6401	2	40	237899	218935	83431	85500	
Dec	373	10995	8	171	9892	5	120	6491	2	41	238456	219669	82792	85458	

Contd.

5.2 Production of Manufacturing Items

Year / month	Cotton Cloth (Mills Sector) (Thousand square metres)															Grand Total
	Fine					Medium					Coarse					
	Grey	Bleached	Dyed & Printed	Blended	Total	Grey	Bleached	Dyed & Printed	Blended	Total	Grey	Bleached	Dyed & Printed	Blended	Total	
2007-08	318397	17800	80925	41347	458469	97785	38207	212153	6803	354948	130590	18053	47859	6588	193090	1006507
2008-09	323350	20706	80446	42402	466904	101250	38695	204411	6839	351195	130882	17981	45775	6946	201584	1019683
2009-10	323595	31995	61290	44402	451282	101895	39541	204656	7839	353931	131728	18826	46620	7200	204374	1009587
2010-11	324931	23331	62626	45202	491745	103231	40877	205992	8239	351655	133064	20162	47956	7228	186272	1029672
2011-12	28205	2966	6454	4228	431006	9729	3341	14382	580	343794	19832	822	7292	686	183902	1018702
2012 Jan	--	--	--	--	40810	--	--	--	--	28843	--	--	--	--	15597	85250
Feb	--	--	--	--	40710	--	--	--	--	28768	--	--	--	--	15522	85000
Mar	--	--	--	--	10860	--	--	--	--	28868	--	--	--	--	15622	85350
Apr	--	--	--	--	40760	--	--	--	--	28768	--	--	--	--	15522	85050
May	--	--	--	--	40510	--	--	--	--	28618	--	--	--	--	15372	84500
Jun	28205	2966	6454	4228	41853	9729	3341	14382	580	28032	9916	411	3646	343	14316	84201
Jul	--	--	--	--	40920	--	--	--	--	28923	--	--	--	--	15677	85520
Aug	--	--	--	--	40710	--	--	--	--	28768	--	--	--	--	15522	85000
Sep	--	--	--	--	40895	--	--	--	--	29475	--	--	--	--	12530	85600
Oct	--	--	--	--	40926	--	--	--	--	28985	--	--	--	--	15839	85750
Nov	--	--	--	--	40910	--	--	--	--	28918	--	--	--	--	15672	85500
Dec	--	--	--	--	43110	--	--	--	--	28032	--	--	--	--	14316	85458

Source: Textile Commissioner's Organization.

Contd.

5.2 Production of Manufacturing Items

Year / month	No. of reporting factories	Jute Textiles								Raw Jute consumed (Bales)
		Capacity installed		Capacity worked		Production (Tonnes)				
		No. of Spindles	No. of Looms	No. of Spindles	No. of Looms	Total	Hessian	Sacking	Others	

(2005-2006=100)

2010-11	10	36076	1851	25327	1044	93174	18218	62630	12326	571874
2011-12	94087	15960	67138	10989	...
2012-13	102820	12748	77188	12884	...
2013-14	101722	15142	71339	15241	...
2014 Jan	10	36392	1755	23476	1021	9482	1467	6644	1371	...
Feb	10	36392	1755	23476	1021	8410	1349	5953	1108	...
Mar	10	36392	1755	23476	1021	9049	1421	6206	1422	...
Apr	10	36392	1755	23476	1021	8313	1047	6077	1189	...
May	10	36392	1755	23476	1021	7602	992	5225	1385	...
Jun	10	36392	1755	23476	1021	7124	987	4876	1261	...
Jul	10	36392	1755	23476	1021	7073	968	4883	1222	...
Aug	10	36392	1755	23476	1021	7422	1044	5200	1178	...
Sep	10	36392	1755	23476	1021	7422	1043	5619	1464	...
Oct	10	36392	1755	23476	1021	7422	871	4697	1682	...
Nov	10	36392	1755	23476	1021	7875	1111	5259	1505	...

Contd.

5.2 Production of Manufacturing Items

Year/month	Paper		Paper Board	
	No. of reporting factories	Production (Tonnes)	No. of reporting factories	Production (Tonnes)
2010-11	19	228675	26	206065
2011-12	19	246342	26	283025
2012-13	19	232361	26	381938
2013-14	19	214298	26	467541
2014 Jan	19	15079	26	24532
Feb	19	15616	26	35296
Mar	19	18042	26	39764
Apr	19	19918	26	40414
May	19	17600	26	45065
Jun	19	16596	26	42882
Jul	19	20490	26	41221
Aug	19	16782	26	43092
Sep	19	18398	26	43773
Oct	19	18796	26	41415
Nov	19	20106	26	37640
Dec	19	13933	26	27178
2015 Jan	19	13785	26	26600

Contd.

5.2 Production of Manufacturing Items

Year / month	Chemicals (Tonnes)				
	No. of reporting factories	Soda Ash (i)	Caustic Soda (i)	Sulphuric Acid (ii)	Chlorine Gas (ii)
(2005-2006=100)					
2010-11	12	378048	172031	114773	15157
2011-12	12	370743	179097	100403	15770
2012-13	12	366238	182869	89431	15495
2013-14	12	409148	167465	85773	14902
2014 Jan	12	34048	11554	7153	1080
Feb	12	31205	11352	3555	1287
Mar	12	35034	14068	7868	1291
Apr	12	38225	13995	6362	1302
May	12	40138	15087	6176	1110
Jun	12	33788	13613	6171	1099
Jul	12	37942	14146	6491	1176
Aug	12	37603	15203	6143	1052
Sep	12	37030	15033	10997	1154
Oct	12	37988	15214	7021	1199
Nov	12	37325	14715	6287	1425
Dec	12	36446	12184	8912	1354
2015 Jan	12	32396	11385	6496	1286

Contd.

5.2 Production of Manufacturing Items

Year/month	Chemical Fertilizers (Tonnes) (i)						Paints & Varnishes Solid(iii)		Paints & Varnishes Liquid (iii)	
	No. of reporting factories	Urea	Super Phosphate	Ammonium Nitrate	Nitro Phosphate	DI.Amm. Phosphate	No. of reporting factories	Production (Tonnes)	No. of reporting factories	Production (000 Ltrs.)
(2005-2006=100)										
2010-11	11	4552068	173250	275061	252335	663782	102	25673	169	48924
2011-12	11	4470662	114727	432290	337624	622649	102	23026	169	38371
2012-13	11	4215088	79304	401270	291922	729917	102	28048	169	40528
2013-14	11	4930283	87754	519104	447168	693142	102	36714	169	43908
2014 Jan	11	399378	3220	40155	33340	3332	102	3066	169	3345
Feb	11	361536	7530	36243	28658	25371	102	2933	169	3324
Mar	11	384791	9283	54016	43333	70699	102	3003	169	3449
Apr	11	382988	8557	45422	28230	60142	102	3805	169	3636
May	11	375283	8805	37416	37673	70514	102	3428	169	4124
Jun	11	404825	6006	35530	31123	66555	102	3485	169	3705
Jul	11	428831	6384	36104	33064	65480	102	3618	169	4391
Aug	11	451284	6050	35857	34109	69156	102	3476	169	3652
Sep	11	406817	5829	35302	34704	67786	102	3441	169	4705
Oct	11	438275	5136	43575	37856	68333	102	3610	169	4833
Nov	11	431597	8410	48085	42390	61576	102	3432	169	4629
Dec	11	429939	9040	40666	33517	71846	102	3153	169	4345
2015 Jan	11	420147	3900	40475	35817	26818	102	3019	169	4124

Source: (i) M/o. Industries & Production.
(ii) Provincial Bureau of Statistics.

Contd.

5.2 Production of Manufacturing Items

Year/ Month	No. of Reporting Refineries	Petroleum Products (000 Ltrs.)											
		Jet Fuel	Kerosene	Motor Spirit	High Speed Diesel	Diesel Oil N.O.S.	Furnace Oil	Lubri- cating Oil	Jute Batching Oil	Solvent- Neptha	L.P.G.	Petroleum Products N.O.S.	Total Petroleum Products

(2005-2006=100)

2010-11	4	1054216	143637	1695852	3851414	51700	2566930	221456	3356	1052751	343250	289826	11274387
2011-12	4	890346	156877	1687118	3828574	30230	2282991	234177	3526	923630	341611	264025	10643104
2012-13	4	936028	179871	2056737	4583975	40041	2777820	224823	3489	898671	420457	272492	12394404
2013-14	4	995514	175699	2171499	5088237	60893	3041178	224608	2789	1008195	380597	279584	13428792
2014 Jan	4	87709	6447	168542	405360	3932	253617	17693	276	86247	31512	17646	1079062
Feb	4	91912	8094	173268	417692	6812	282719	18261	315	90241	29481	18979	1138133
Mar	4	91623	24148	18569	418888	7283	256768	18947	219	90270	33236	22323	1150274
Apr	4	85369	14765	178814	397713	3229	219221	14657	161	80408	33942	23429	1050707
May	4	89272	14103	185150	463937	5423	262438	18825	210	102845	28378	26641	1197222
Jun	4	83665	13610	176693	447409	6833	255248	18448	219	111836	30599	29835	1184394
Jul	4	83904	14512	192238	440777	3302	256875	18337	175	91045	33593	21029	1155787
Aug	4	81008	15494	193424	424952	5136	248923	15888	144	84769	28993	19408	1118140
Sep	4	84429	17143	168826	391629	6281	235241	19587	255	84411	28699	22454	1058959
Oct	4	88180	17121	199730	457889	4630	273367	18668	44	92582	33054	15504	1200768
Nov	4	67680	20220	176376	388537	5420	213528	18728	325	82578	30545	24284	1028222
Dec	4	81866	15804	163166	367386	4984	202784	16339	207	85123	28576	22636	994871
2015 Jan	4	70980	12976	179911	420442	3047	252893	13546	196	98293	32202	20723	1105029

Contd.

5.2 Production of Manufacturing Items

Year/month	Manufacture/Assembly of Automobiles (Nos.) (i)							Bicycles (ii)	
	Cars	Jeeps (4x4)	Light commercial vehicles	Trucks	Buses	Motor Cycles	Tractors	No. of reporting factories	Production (Nos.)

(2005-2006=100)

2010-11	133972	883	19142	2810	490	1638457	70855	5	345272
2011-12	154255	451	20929	2597	568	1649532	48152	5	262096
2012-13	120332	1475	14517	1923	522	1675071	50871	5	232979
2013-14	116281	1217	17477	2674	559	1728137	34524	5	205448
2014 Jan	10808	123	1429	203	54	156803	1651	5	17692
Feb	10318	71	1504	237	60	143195	1275	5	19080
Mar	11480	112	1628	303	35	156607	3401	5	16436
Apr	10726	79	1349	256	26	138110	4007	5	16018
May	10561	181	1308	253	30	155374	4025	5	18012
Jun	9637	127	1465	358	57	137521	1775	5	17881
Jul	7056	70	1257	216	45	144011	2062	5	12226
Aug	11170	120	1441	374	51	146905	3204	5	18178
Sep	12464	143	1671	430	49	140955	6630	5	20912
Oct	11155	117	1476	246	26	144541	3721	5	21064
Nov	10392	96	1351	227	60	145666	4957	5	21110
Dec	10252	105	1563	272	70	13282	3575	5	14723
2015 Jan	13971	64	2082	333	37	145497	3152	5	15441

Contd.

5.2 Production of Manufacturing Items

Year/month	Steel Products (Tonnes) (i)					
	Coke	Pig iron	Billets	H.R. sheets/ strips/plates/ coils	C.R. sheets/ strips/plates/ coils	Galvanized sheets

(2005-2006=100)

2010-11	301701	433104	3913	358597	87946	5440
2011-12	192876	249135	1403	180087	25910	0
2012-13	203359	201489	0	14969	2383	0
2013-14	31924	89433	0	11605	2484	0
2014 Jan	0	4240	0	2784	0	0
Feb	0	7755	0	8159	0	0
Mar	0	4800	0	2440	898	0
Apr	0	2176	0	0	0	0
May	0	9420	0	8388	0	0
Jun	0	9676	0	2086	1155	0
Jul	15930	10398	36	7675	0	0
Aug	14345	14191	0	9269	1427	0
Sep	23090	25486	1113	17876	0	0
Oct	17977	3333	76	620	0	0
Nov	15880	20842	0	11791	0	0
Dec	26169	29960	493	20388	0	0
2015 Jan	29979	26756	977	3846	0	0

Contd.

5.2 Production of Manufacturing Items

Year/month	Cycle Tyres (i)		Cycle Tubes (i)		Motor tyres (ii)		Motor tubes (ii)		Cement (ii)	
	No. of reporting factories	Production (000 Nos.)	No. of reporting factories	Production (000 Nos.)	No. of reporting factories	Production (000 Nos.)	No. of reporting factories	Production (000 Nos.)	No. of reporting factories	Production (000 MT)

(2005-2006=100)

2010-11	9	2879	9	6534	4	9222	4	19108	21	28716
2011-12	9	3431	9	6846	4	7011	4	20338	21	29557
2012-13	9	3429	9	7746	4	7864	4	20269	21	31055
2013-14	9	4067	9	8033	4	8770	4	20837	21	31303
2014 Jan	9	340	9	668	4	741	4	1736	21	2506
Feb	9	345	9	673	4	739	4	1738	21	2446
Mar	9	338	9	675	4	748	4	1739	21	2941
Apr	9	343	9	655	4	730	4	1738	21	2845
May	9	327	9	679	4	771	4	1763	21	2755
Jun	9	352	9	641	4	715	4	1755	21	2916
Jul	9	339	9	684	4	772	4	1766	21	2060
Aug	9	380	9	752	4	709	4	1730	21	2392
Sep	9	326	9	706	4	722	4	1731	21	2792
Oct	9	406	9	753	4	726	4	1747	21	2588
Nov	9	428	9	817	4	753	4	1834	21	2760
Dec	9	413	9	745	4	729	4	1753	21	2788
2015 Jan	9	415	9	738	4	725	4	1757	21	2589

Source:(i) Provincial Bureaus' of Statistics. Contd.
(ii) M/o. Industries & Production.

5.2 Production of Manufacturing Items

Year/month	No. of reporting factories	Electric Bulbs (iii) Production (000 Nos.)	No. of reporting factories	Electric Tubes (iii) Production (000 Metres)
2010-11	6	79610	2	1180
2011-12	6	78981	2	1266
2012-13	6	79743	2	0
2013-14	6	75528	2	0
2014 Jan	6	5661	2	0
Feb	6	5330	2	0
Mar	6	6053	2	0
Apr	6	5777	2	0
May	6	5254	2	0
Jun	6	5311	2	0
Jul	6	4353	2	3
Aug	6	5344	2	4
Sep	6	5825	2	5
Oct	6	7850	2	6
Nov	6	6515	2	7
Dec	6	6867	2	8
2015 Jan	6	4938	2	9

 Contd.

5.2 Production of Manufacturing Items

Year/month	Sewing Machines (ii)		Electric Motors (ii)		Electric Transformers (ii)		T.V. Sets (iii)	
	No. of reporting factories	Production (Nos.)	No. of reporting factories	Production (Nos.)	No. of reporting factories	Production (Nos.)	No. of reporting factories	Production (Nos.)

(2005-2006=100)

2010-11	7	47026	23	10469	10	13691	14	425592
2011-12	7	39603	23	9126	10	23683	14	268801
2012-13	7	32876	23	7539	10	26411	14	462938
2013-14	7	19845	23	9891	10	11363	14	426374
2014 Jan	7	1999	23	781	10	783	14	37597
Feb	7	1869	23	782	10	694	14	36951
Mar	7	1600	23	874	10	772	14	39931
Apr	7	707	23	877	10	1106	14	34491
May	7	2692	23	879	10	1247	14	34997
Jun	7	2595	23	847	10	1366	14	34718
Jul	7	2032	23	752	10	1939	14	34375
Aug	7	1551	23	814	10	2548	14	36024
Sep	7	583	23	807	10	2822	14	36447
Oct	7	1377	23	810	10	2800	14	37869
Nov	7	1298	23	756	10	2607	14	37037
Dec	7	1536	23	767	2164	2164	14	37927
2015 Jan	7	1881	23	766	1440	1440	14	36948

Source: (i) M/o. Industries & Production
(ii) Provincial Bureaus of Statistics
(iii) Pakistan Electronic Manufacturer Association (PEMA)

6. MONEY & CREDIT

6.1 Reserve Money

(Million Rupees)

Components	2009-10	2010-11	2011-12	2012-13	2013-14
A. Currency in Circulation	1295385	1501411	1673746	1939267	2177873
B. Cash in Tills	87673	104852	110055	110867	139490
C. Other Deposits with SBP	6663	10145	8899	10523	13147
D. Bank Deposits	289566	349434	396172	475648	530746
Reserve Money (A+B+C+D)	1679287	1965842	2188872	2536305	2861256
Factor affecting Reserve Money (RM)					
A. Government Sector(1+2)	1224942	1222060	1727905	2235863	2432250
1. Budgetary Borrowings	1208651	1200660	1706008	2212823	2409794
2. Others	16291	21400	21897	23040	22456
B. Non-Govt. Sector (1+2+3)	306625	309342	284061	295111	494563
1. Claims on Scheduled Banks					
(a+b+c+d+e)	312680	315182	288789	300649	500041
a. Agriculture Sector	55483	53228	52131	52278	51923
b. Industrial Sector	42107	41943	42336	41057	42833
c. Export Sector	185541	190460	164768	177756	160553
d. Housing Sector	--	--	--	--	--
e. Others	29549	29551	29554	29557	244731
2. Claims on NBFIs	17628	18075	19187	18537	18597
3. Special a/c debt Repayment	-23683	-23915	-23915	-24075	-24075
C. Other Items (Net)	-231152	-179695	-211666	-128620	-555023
D. Net Domestic Assets (A+B+C)	1300415	1351707	1800300	2402354	2371790
E. Net Foreign Assets	378872	614134	388572	133951	489467
F. Reserve Money (D+E)	1679287	1965841	2188872	2536305	2861256

Contd.

6.1 Reserve Money

(Million Rupees)

Components	2014			
	Jan.	Feb.	Mar.	Apr.
A. Currency in Circulation	2137754	2137141	2116884	2125530
B. Cash in Tills	117581	120244	137143	116883
C. Other Deposits with SBP1	10600	10661	10726	12839
D. Bank Deposits	478681	480763	472541	466687
Reserve Money (A+B+C+D)	2744617	2748809	2737295	2721939
Factor Affecting Reserve Money (RM)				
A. Government Sector(1+2)	2667073	2421784	2300997	2189790
1. Budgetary Borrowings	2644162	2398626	2277916	2175773
2. Others	22911	23159	23081	23017
B. Non-Govt. Sector (1+2+3)	526883	516695	525673	521265
1. Claims on Scheduled Banks(a+b+c+d+e)	532546	522285	531310	526799
a. Agriculture Sector	52013	52007	51977	51935
b. Industrial Sector	40496	41884	44146	43802
c. Export Sector	201962	190321	181190	177065
d. Housing Sector				--
e. Others	238075	238074	253998	253998
2. Claims on NBFIs	18412	18484	18438	18541
3. Special a/c debt Repayment	-24075	-24075	-24075	-24075
C. Other Items (Net)	-325965	-163988	-163359	-250992
D. Net Domestic Assets (A+B+C)	2867992	2774492	2663312	2469064
E. Net Foreign Assets	-123375	-25683	73983	252875
F. Reserve Money (D+E)	2744617	2748809	2737295	2721939

Contd.

6.1 Reserve Money

(Million Rupees)

Components	2014			
	May	Jun.	Jul.	Aug.
A. Currency in Circulation	2158947	2177873	2312992	2205677
B. Cash in Tills	119786	139490	163246	129155
C. Other Deposits with SBP1	13623	13147	13198	13316
D. Bank Deposits	439916	530746	449947	514821
Reserve Money (A+B+C+D)	2732272	2861256	2939383	2862969
Factor Affecting Reserve Money (RM)				
A. Government Sector(1+2)	2298976	2432250	2559021	2539392
1. Budgetary Borrowings	2276278	2409794	2537861	2520413
2. Others	22699	22456	21160	18979
B. Non-Govt. Sector (1+2+3)	510926	494563	501903	465227
1. Claims on Scheduled Banks(a+b+c+d+e)	516432	500041	507774	471067
a. Agriculture Sector	51974	51923	51820	51792
b. Industrial Sector	43544	42833	42733	42109
c. Export Sector	166915	160553	168491	132434
d. Housing Sector	--	--	--	--
e. Others	253998	244731	244731	244731
2. Claims on NBFIs	18569	18597	18204	18235
3. Special a/c debt Repayment	-24075	-24075	-24075	-24075
C. Other Items (Net)	-507600	-555023	-576268	-575867
D. Net Domestic Assets (A+B+C)	2302303	2371790	2484656	2428751
E. Net Foreign Assets	429969	489467	454727	434217
F. Reserve Money (D+E)	2732272	2861256	2939383	2862969

Contd.

6.1 Reserve Money

(Million Rupees)

Components	2014				2015
	Sep.	Oct.	Nov.	Dec.	Jan.
A. Currency in Circulation	2261802	2328532	2338976	2301599	2370898
B. Cash in Tills	135383	134652	134601	137995	120390
C. Other Deposits with SBP1	13851	13078	13007	12904	12959
D. Bank Deposits	380463	514917	417680	328786	541019
Reserve Money (A+B+C+D)	2791499	2991180	2904264	2781284	3045265
Factor Affecting Reserve Money (RM)					
A. Government Sector(1+2)	2358827	2503978	2163013	2008988	2019199
1. Budgetary Borrowings	2338664	2483292	2142385	1988544	1997308
2. Others	20163	20686	20627	20444	21890
B. Non-Govt. Sector (1+2+3)	499753	531869	544453	555116	556558
1. Claims on Scheduled Banks(a+b+c+d+e)	505393	537484	550139	560850	562193
a. Agriculture Sector	51752	51709	51636	51597	51500
b. Industrial Sector	42260	43819	43427	43143	43140
c. Export Sector	163057	193633	206752	212267	213710
d. Housing Sector	--	--	--	--	--
e. Others	248324	248324	248324	253843	253843
2. Claims on NBFIs	18436	18460	18389	18340	18440
3. Special a/c debt Repayment	-24075	-24075	-24075	-24075	-24075
C. Other Items (Net)	-548711	-496969	-223768	-337829	-81935
D. Net Domestic Assets (A+B+C)	2309869	2538878	2483698	2226275	2493821
E. Net Foreign Assets	481629	452302	420565	555009	551444
F. Reserve Money (D+E)	2791499	2991180	2904263	2781284	3045265

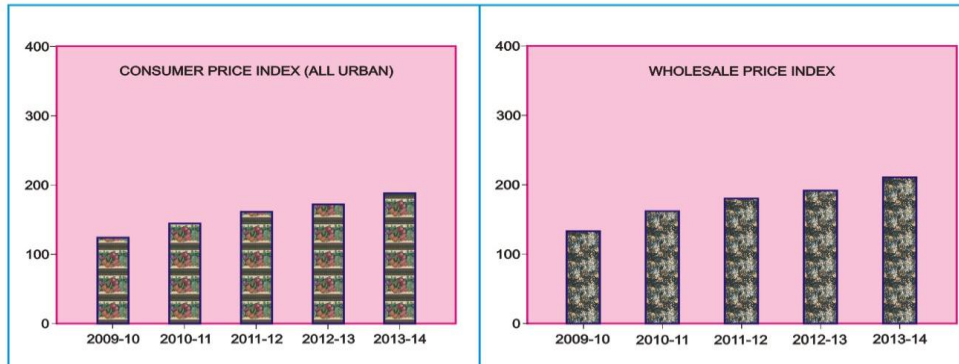
Note: 1) Excluding IMP A/c Nos. 1,2 & SAF A/c loan, counterpart funds and deposits of foreign, government, Central Bank, international organizations and deposit money banks
2) Source agency has made some changes in table Monetary Statistics and renamed as Reserve Money
3) P = Provisional

7. PRICE

7.1 Price Indices (General) with Percentage Change

Year / month	Consumer price index (all urban)		Wholesale Price Index	
	index	Annual/monthly rate of change (%)	index	Annual/monthly rate of change (%)
(2007-08 = 100)				
2009-10	128.85	10.10	135.40	13.85
2010-11	146.45	13.66	164.17	21.25
2011-12	162.57	11.01	181.29	10.42
2012-13	174.53	7.36	194.61	7.35
2013-14	189.58	8.62	210.48	8.15
2014 Jan	189.60	0.49	211.23	0.53
Feb	189.00	-0.32	210.94	-0.14
Mar	190.82	0.96	211.66	0.34
Apr	194.06	1.70	211.88	0.10
May	193.55	-0.26	211.71	-0.08
Jun	194.74	0.61	214.60	1.37
Jul	198.05	1.70	215.76	0.54
Aug	198.70	0.33	214.73	-0.48
Sep	199.40	0.35	215.06	0.15
Oct	199.81	0.21	214.39	-0.31
Nov	198.80	-0.51	212.26	-0.99
Dec	196.79	-1.01	208.25	-1.89
2015 Jan	217.10	0.08	206.11	-1.03

PRICE INDICES (GENERAL)
(2007-08=100)



7.2 Combined Sensitive Price Indicator (SPI) by Quantile

Year/Month	Quantile					
	Q.1	Q.2	Q.3	Q.4	Q.5	Q.6
(2007-08=100)						
2009 - 10	136.80	138.05	140.26	140.03	142.54	139.84
2010 - 11	159.47	161.21	160.54	166.27	168.82	164.03
2011 - 12	170.77	174.11	173.67	181.09	185.59	178.67
2012 - 13	184.04	190.29	189.05	190.39	190.78	189.61
2013-14	201.15	206.95	208.93	210.70	209.74	208.66
2014 Jan	199.67	205.44	209.20	211.43	210.68	208.99
Feb	199.49	205.12	208.79	210.92	210.16	208.55
Mar	203.77	209.24	212.77	214.60	213.12	212.08
Apr	203.91	209.58	212.44	214.15	212.68	211.78
May	200.84	207.07	209.95	212.12	211.34	209.80
Jun	203.07	209.47	212.49	214.79	214.05	212.40
Jul	207.04	213.40	216.40	218.64	217.57	216.14
Aug	208.76	214.85	217.62	219.57	218.08	217.08
Sep	209.27	215.18	217.82	219.55	217.76	217.06
Oct	209.21	215.07	217.61	219.21	217.14	216.67
Nov	206.84	212.73	215.65	217.17	214.69	214.45
Dec	203.70	209.85	213.06	214.64	212.03	211.76
2015 Jan	201.92	208.09	211.30	212.83	210.03	209.89

7.3 Combined Consumer Price Index Numbers by Commodity Groups

Year/month	General	Food & Non - Alcoholic Beverages	Alcoholic Beverages Tobacco	Clothing & Footwear	Housing water, Elec, Gas Fuels	H.hold Equip & Repair, Maintainance	Health	Trans-port	Communi- cation	Recre- ation & Culture	Education	Restau & Hotels	Miscellne- ous goods & services
(2007-08=100)													
2009-10	128.85	139.10	136.71	119.22	122.14	123.93	114.33	132.79	109.65	127.87	119.39	140.36	133.63
2010-11	146.45	164.61	151.64	133.35	135.27	135.59	123.79	149.01	122.47	134.62	128.17	164.04	152.45
2011-12	162.57	182.77	165.01	153.45	146.17	160.28	137.97	171.39	122.94	145.35	143.83	185.82	181.47
2012-13	174.53	195.05	191.02	175.58	151.34	179.87	156.56	186.43	126.16	169.07	156.69	203.63	199.49
2013-14	189.58	211.75	223.38	198.01	164.60	195.85	167.15	195.15	129.76	183.77	172.57	228.61	210.15
2014 Jan	189.60	209.65	221.80	198.27	166.94	196.75	166.85	197.19	129.79	183.35	168.48	231.12	211.23
Feb	189.00	207.34	221.77	199.16	166.96	197.91	167.50	197.33	129.82	183.42	168.48	233.32	212.47
Mar	190.82	211.97	221.82	200.29	166.99	198.85	169.93	196.22	129.85	183.72	168.53	235.52	214.42
Apr	194.06	216.45	221.91	202.73	169.46	200.99	170.58	195.61	129.80	187.95	184.84	236.98	213.15
May	193.55	213.57	223.66	205.01	169.51	202.02	172.45	195.03	129.81	188.47	188.73	238.05	215.29
Jun	194.74	214.50	259.28	206.96	169.53	204.09	172.75	195.27	129.88	188.74	190.90	238.76	215.12
Jul	198.05	220.48	265.82	209.51	171.62	204.42	173.40	198.38	129.85	188.76	191.33	239.23	216.98
Aug	198.70	221.77	266.59	210.19	171.65	205.48	173.42	198.70	129.83	189.02	191.45	239.85	218.63
Sep	199.40	221.77	266.59	210.97	171.70	207.21	174.47	205.10	129.85	189.34	191.93	242.00	219.39
Oct	199.81	221.33	266.62	211.10	173.39	207.48	174.95	204.84	129.85	189.39	192.41	242.78	220.36
Nov	198.80	220.25	266.65	213.01	174.01	208.26	175.37	190.59	129.99	189.55	192.41	242.78	220.35
Dec	196.79	215.18	266.63	213.88	174.04	208.8	176.31	185.17	130.13	189.6	192.41	244.59	220.73
2015 Jan	196.95	214.11	266.62	214.32	176.51	209.37	176.97	181.22	130.13	189.63	192.41	244.90	221.30

**7.4: Consumer Price Index Numbers by Major Groups
and Selected Commodities
(2007-2008=100)**

Item and Specification	Weight	Index Numbers			% Change in Jan.,2015 over	
		Jan., 2015	Dec., 2014	Jan., 2014	Dec., 2014	Jan., 2014
<i>General</i>	100.0000	196.95	196.79	189.60	+ 0.08	+ 3.88
<i>Food and non-alcoholic Beverages</i>	34.8343	214.11	215.18	209.64	- 0.50	+ 2.13
1 Wheat	0.3477	207.59	207.94	233.51	- 0.17	- 11.10
2 Wheat Flour	4.1648	219.21	221.32	231.86	- 0.95	- 5.46
3 Wheat Product	0.0959	218.94	220.09	221.40	- 0.52	- 1.11
4 Besan	0.1500	177.30	173.03	172.90	+ 2.47	+ 2.54
5 Rice	1.5821	186.26	190.01	193.88	- 1.97	- 3.93
6 Cereals	0.1563	239.85	239.36	230.58	+ 0.20	+ 4.02
7 Bakery & Confectionary	1.1550	206.87	206.84	199.21	+ 0.01	+ 3.85
8 Nimco	0.4574	238.64	238.29	220.99	+ 0.15	+ 7.99
9 Meat	2.4303	244.17	244.09	231.91	+ 0.03	+ 5.29
10 Chicken	1.3596	203.62	193.92	222.46	+ 5.00	- 8.47
11 Fish	0.2970	224.92	222.61	214.11	+ 1.04	+ 5.05
12 Milk Fresh	6.6800	249.59	249.48	232.61	+ 0.04	+ 7.30
13 Milk Products	0.6338	242.72	242.58	227.93	+ 0.06	+ 6.49
14 Milk Powder	0.1129	224.95	225.97	203.41	- 0.45	+ 10.59
15 Eggs	0.4555	238.54	229.54	216.04	+ 3.92	+ 10.41
16 Mustard Oil	0.0952	158.89	158.68	159.97	+ 0.13	- 0.68
17 Cooking Oil	1.7538	154.81	158.40	161.75	- 2.27	- 4.29
18 Vegetable Ghee	2.0714	151.78	153.52	158.24	- 1.13	- 4.08
19 Dry Fruits	0.2543	252.91	249.19	231.25	+ 1.49	+ 9.37
20 Fresh Fruits	1.8649	203.61	205.42	180.15	- 0.88	+ 13.02
21 Pulse Masoor	0.2712	190.88	189.08	171.13	+ 0.95	+ 11.54
22 Pulse Moong	0.2336	312.54	306.98	256.55	+ 1.81	+ 21.82
23 Pulse Mash (Washed)	0.2098	226.86	227.22	191.91	- 0.16	+ 18.21
24 Pulse Gram	0.2361	179.94	173.09	161.82	+ 3.96	+ 11.20
25 Gram Whole	0.1616	181.39	178.80	176.10	+ 1.45	+ 3.00
26 Beans	0.0269	237.78	243.06	243.84	- 2.17	- 2.49
27 Potatoes	0.4776	197.47	264.59	201.30	- 25.37	- 1.90
28 Onion	0.5417	148.71	146.98	225.89	+ 1.18	- 34.17
29 Tomatoes	0.4496	170.34	158.75	167.79	+ 7.30	+ 1.52
30 Fresh Vegetables	1.6571	213.45	216.00	198.94	- 1.18	+ 7.29
31 Sugar	1.0445	193.68	196.68	188.01	- 1.53	+ 3.02
32 Gur	0.0220	254.72	253.17	243.92	+ 0.61	+ 4.43
33 Honey	0.0446	302.61	302.49	274.70	+ 0.04	+ 10.16
34 SweetMeat	0.2483	233.27	232.52	223.94	+ 0.32	+ 4.17
35 Beverages	1.1990	206.18	206.55	188.24	- 0.18	+ 9.53
36 Jam, Tomato Ketchup & Pickles	0.2454	204.39	203.75	190.94	+ 0.31	+ 7.04
37 Condiments	0.2656	255.21	252.97	228.82	+ 0.89	+ 11.53
38 Spices	0.5441	234.07	234.25	216.53	- 0.08	+ 8.10
39 Tea	0.8377	215.61	215.38	238.69	+ 0.11	- 9.67
<i>Alcoholic Beverages, Tobacco</i>	1.4135	266.62	266.63	221.80	+ 0.00	+ 20.21
40 Cigarettes	1.3906	267.63	267.63	222.30	+ 0.00	+ 20.39
41 Betel Leaves & Nuts	0.0229	205.14	206.01	191.06	- 0.42	+ 7.37
<i>Clothing and footwear</i>	7.5708	214.32	213.88	198.28	+ 0.21	+ 8.09
42 Cotton Cloth	1.7286	207.71	207.60	183.92	+ 0.05	+ 12.93
43 Woolen Cloth	0.8759	232.93	232.70	220.65	+ 0.10	+ 5.57
44 Readymade Garments	0.9739	213.31	213.12	197.37	+ 0.09	+ 8.08
45 Woolen Readymade Garments	0.3964	240.56	239.99	217.21	+ 0.24	+ 10.75
46 Hosiery	0.5094	225.79	225.57	207.84	+ 0.10	+ 8.64
47 Dopatta	0.4412	231.18	230.50	215.58	+ 0.30	+ 7.24
48 Cleaning and Laundry	0.2110	236.18	235.55	219.82	+ 0.27	+ 7.44
49 Tailoring	0.8840	265.50	263.37	239.23	+ 0.81	+ 10.98
50 Footwear	1.5504	164.37	164.29	163.02	+ 0.05	+ 0.83

Contd.

**7.4: Consumer Price Index Numbers by Major Groups
and Selected Commodities
(2007-2008=100)**

Item and Specification	Weight	Index Numbers			% Change in Jan.,2015 over			
		Jan., 2015	Dec., 2014	Jan., 2014	Dec., 2014	Jan., 2014		
<u>Housing, water, Elec., Gas and other fuels</u>	29.4149	176.51	174.04	166.93	+	1.42	+	5.74
51 House Rent	21.8149	165.29	162.06	153.82	+	1.99	+	7.46
52 Construction Input Items	0.5623	237.26	237.53	226.10	-	0.11	+	4.94
53 Construction Wage Rates	0.3331	206.59	204.99	192.79	+	0.78	+	7.16
54 Water Supply	0.4971	149.92	149.92	149.57	+	0.00	+	0.23
55 Electricity	4.3985	231.52	231.52	227.44	+	0.00	+	1.79
56 Gas	1.5756	143.81	143.81	143.81	+	0.00	+	0.00
57 Kerosene Oil	0.0057	226.23	243.33	296.77	-	7.03	-	23.77
58 Firewood Whole	0.2277	277.90	269.83	265.82	+	2.99	+	4.54
<u>Furnishing and household equipment maintenance</u>	4.2082	209.37	208.80	196.74	+	0.27	+	6.42
59 Furniture	0.3315	201.28	200.42	188.50	+	0.43	+	6.78
60 Household Textiles	0.6489	207.52	206.70	195.40	+	0.40	+	6.20
61 Household Equipment	0.5936	172.44	172.19	166.28	+	0.15	+	3.70
62 Utensils	0.3212	211.44	210.77	198.04	+	0.32	+	6.77
63 Plastic Products	0.2547	200.86	200.35	191.12	+	0.25	+	5.10
64 Washing Soaps & Detergents	0.7893	223.21	223.15	214.27	+	0.03	+	4.17
65 Sewing Needle & Dr Cell	0.1496	183.97	183.97	175.61	+	0.00	+	4.76
66 Household Servant	1.0432	227.11	226.18	207.39	+	0.41	+	9.51
67 Marriage Hall Charges	0.0762	231.30	230.52	208.57	+	0.34	+	10.90
<u>Health</u>	2.1868	176.97	176.31	166.84	+	0.37	+	6.07
68 Drugs & Medicines	1.2667	148.00	147.65	142.28	+	0.24	+	4.02
69 Medical Equipments	0.0080	222.46	222.46	209.84	+	0.00	+	6.01
70 Doctor (MBBS) Clinic Fee	0.5904	238.49	238.49	219.23	+	0.00	+	8.79
71 Medical Tests	0.3217	177.02	173.89	166.32	+	1.80	+	6.43
<u>Transport</u>	7.2023	181.22	185.17	197.19	-	2.13	-	8.10
72 Motor Vehicles	0.6630	163.77	163.77	162.19	+	0.00	+	0.97
73 Motor Vehicle Accessories	0.2439	230.17	230.12	222.42	+	0.02	+	3.48
74 Motor Fuel	3.0269	157.47	164.04	193.91	-	4.01	-	18.79
75 Mechanical Service	0.4552	210.62	210.62	200.52	+	0.00	+	5.04
76 Motor Vehicle Tax	0.1099	210.18	210.18	153.74	+	0.00	+	36.71
77 Transport Services	2.7034	201.54	204.73	208.36	-	1.56	-	3.27
<u>Communication</u>	3.2198	130.13	130.13	129.79	+	0.00	+	0.26
78 Postal Services	0.0662	226.10	226.10	215.89	+	0.00	+	4.73
79 Communication & Apparatus	3.1536	128.12	128.11	127.98	+	0.01	+	0.11
<u>Recreation and culture</u>	2.0227	189.63	189.60	183.34	+	0.02	+	3.43
80 Recreation & Culture	0.8634	128.06	128.06	126.94	+	0.00	+	0.88
81 Text Books	0.5706	280.89	280.89	267.10	+	0.00	+	5.16
82 Newspapers	0.1934	175.42	175.42	172.95	+	0.00	+	1.43
83 Stationery	0.3953	199.33	199.16	190.71	+	0.09	+	4.52
<u>Education</u>	3.9431	192.41	192.41	168.48	+	0.00	+	14.20
84 Education	3.9431	192.41	192.41	168.48	+	0.00	+	14.20
<u>Restaurants and hotels</u>	1.2286	244.90	244.59	231.11	+	0.13	+	5.97
85 Readymade Food	1.2286	244.90	244.59	231.11	+	0.13	+	5.97
<u>Misc. goods and services</u>	2.7550	221.30	220.73	211.24	+	0.26	+	4.76
86 Personal Care	1.4935	205.06	204.68	193.97	+	0.19	+	5.72
87 Cosmetics	0.3853	189.35	187.35	176.55	+	1.07	+	7.25
88 Blades	0.0322	185.62	185.42	182.08	+	0.11	+	1.94
89 Personal Equipments	0.8440	265.97	265.72	258.77	+	0.09	+	2.78

**7.5 Combined Consumer Price Index Numbers by Quintiles
and Major Commodity Groups
January, 2015
(2007-2008=100)**

Income Quintiles	General	Food and non-alcoholic Beverages	Alcoholic Beverages, Tobacco	Clothing and footwear	Housing, water, Elec., Gas and other fuels	Furnishing and household equipment maintenance	Health	Transport	Communication	Recreation and culture	Education	Restaurants and hotels	Misc. goods and services
------------------	---------	----------------------------------	------------------------------	-----------------------	--	--	--------	-----------	---------------	------------------------	-----------	------------------------	--------------------------

All Urban Combined

Aggregate	196.95	214.11	266.62	214.32	176.51	209.37	176.97	181.22	130.13	189.63	192.41	244.90	221.30
Income Quintile 1	197.84	211.54	275.18	212.43	164.66	211.09	170.19	195.12	118.39	203.17	201.07	244.59	218.93
Income Quintile 2	199.57	212.73	274.74	212.58	174.46	209.73	172.70	188.98	118.45	200.89	199.13	245.36	218.04
Income Quintile 3	199.91	213.30	273.62	213.05	178.65	207.59	174.48	185.04	120.47	197.46	195.31	245.06	218.85
Income Quintile 4	199.46	213.98	272.61	213.83	180.69	205.96	177.05	180.40	124.83	192.30	195.52	244.83	219.14
Income Quintile 5	194.80	215.49	257.30	215.74	176.91	210.33	179.48	180.07	135.54	183.54	190.55	244.87	223.66

**7.6 Combined Consumer Price Index Numbers by Quintile,
Major Commodity Groups for Selected Cities
January, 2015
(2007-2008=100)**

Cities	General	Food and non-alcoholic Beverages	Alcoholic Beverages, Tobacco	Clothing and footwear	Housing, water, Elec., Gas and other fuels	Furnishing and household equipment maintenance	Health	Transport	Communication	Recreation and culture	Education	Restaurants and hotels	Misc. goods and services
--------	---------	----------------------------------	------------------------------	-----------------------	--	--	--------	-----------	---------------	------------------------	-----------	------------------------	--------------------------

Income Quintile 1

Rawalpindi	205.89	217.00	281.25	224.34	185.19	220.79	199.87	209.94	104.44	216.90	246.99	241.66	217.81
Islamabad	209.43	216.82	275.37	221.29	166.66	224.54	200.14	212.40	111.29	303.20	654.39	225.22	224.03
Lahore	190.87	217.98	270.11	197.43	144.38	232.98	186.90	186.84	104.42	214.45	187.24	233.61	254.17
Gujranwala	192.42	208.08	272.76	206.08	162.29	219.28	154.38	179.45	111.41	220.70	157.20	220.50	207.55
Sialkot	185.63	202.25	286.78	171.32	160.74	176.41	138.40	195.34	115.79	302.05	157.25	208.25	191.95
Faisalabad	193.06	203.81	272.04	191.83	174.05	190.66	162.65	190.05	124.07	235.63	147.70	258.87	202.73
Multan	194.94	207.01	263.74	197.82	170.98	202.85	161.51	185.01	137.29	224.74	156.28	248.60	201.39
Sargodha	206.26	204.55	278.73	209.16	205.42	247.68	168.78	232.23	111.87	248.02	158.84	312.81	217.05
Bahawalpur	207.43	204.40	278.76	243.72	200.64	224.06	157.96	182.28	175.92	261.99	208.59	195.98	205.09
Karachi	187.20	203.97	271.72	206.13	147.01	231.70	160.09	156.50	117.33	183.69	158.95	229.90	249.32
Hyderabad	185.44	209.46	276.02	179.56	143.83	184.31	163.76	176.57	112.36	163.01	198.01	230.31	194.49
Sukkur	197.68	206.42	256.90	234.02	163.49	212.81	152.63	162.93	111.36	165.71	223.15	262.34	199.77
Larkana	203.61	204.75	282.82	210.76	195.52	217.89	258.98	167.76	125.28	177.97	164.18	263.19	255.54
Peshawar	203.46	203.73	271.53	260.16	170.43	235.83	191.09	200.89	112.81	265.56	277.77	254.04	293.15
Bannu	206.75	213.50	277.56	194.92	204.67	234.98	152.12	199.47	108.68	233.39	181.03	288.97	220.77
Quetta	190.58	205.64	291.91	171.82	168.19	180.19	164.02	211.64	124.60	176.72	243.72	235.73	195.96
Khuzdar	201.72	216.93	280.32	200.10	163.62	204.91	174.34	210.17	131.06	165.64	183.07	352.50	190.63

Income Quintile 2

Rawalpindi	208.56	218.21	279.69	223.75	189.55	220.09	202.84	227.48	106.14	250.72	256.99	241.79	217.98
Islamabad	206.22	218.41	282.08	229.04	162.32	221.19	188.09	195.75	108.89	227.53	547.22	230.84	215.64
Lahore	189.88	218.32	274.28	196.21	145.78	237.68	179.41	174.51	104.02	214.37	192.75	235.07	248.54
Gujranwala	192.04	208.80	275.38	202.19	165.08	213.03	153.49	173.07	112.28	235.96	146.54	231.91	207.46
Sialkot	184.05	201.67	286.46	175.01	163.21	173.60	141.67	178.90	121.61	329.59	155.96	209.17	178.58
Faisalabad	191.89	204.33	274.12	193.35	176.44	196.56	161.34	184.09	118.84	228.77	138.83	248.05	202.52
Multan	194.48	208.37	263.56	197.50	173.87	199.24	158.08	176.64	130.44	231.07	156.16	245.22	200.09
Sargodha	206.66	204.77	274.26	209.31	208.86	249.22	173.65	213.28	105.17	258.75	169.15	300.53	220.56
Bahawalpur	205.86	205.16	277.58	237.71	201.62	229.35	163.27	161.20	175.25	253.10	184.62	203.92	205.51
Karachi	188.33	206.42	270.16	202.91	150.35	222.62	158.93	158.66	121.22	180.89	165.13	229.54	235.53
Hyderabad	185.77	210.02	274.98	179.92	146.99	186.80	167.72	177.36	113.66	159.42	226.74	231.58	195.16
Sukkur	197.76	208.09	250.17	233.55	167.06	208.00	155.40	164.86	108.78	167.17	218.01	261.36	198.25
Larkana	207.31	209.25	282.02	213.52	199.01	212.62	268.30	172.11	131.60	176.88	166.06	264.43	252.06
Peshawar	203.47	205.10	276.97	262.28	173.30	232.12	185.75	192.45	120.24	244.26	253.56	253.57	286.88
Bannu	204.49	213.10	270.71	194.48	201.34	228.89	152.07	197.67	114.31	219.98	191.38	278.24	234.88
Quetta	190.55	207.00	285.81	172.29	171.72	181.39	164.95	187.35	119.60	178.95	219.37	235.24	195.79
Khuzdar	201.32	217.88	273.77	198.64	156.77	216.56	181.22	201.56	134.13	176.56	178.97	347.50	186.98

Contd.

**7.6 Combined Consumer Price Index Numbers by Quintile,
Major Commodity Groups for Selected Cities
January, 2015
(2007-2008=100)**

Cities	General	Food and non-alcoholic Beverages	Alcoholic Beverages, Tobacco	Clothing and footwear	Housing, water, Elec., Gas and other fuels	Furnishing and household equipment maintenance	Health	Transport	Communication	Recreation and culture	Education	Restaurants and hotels	Misc. goods and services
--------	---------	----------------------------------	------------------------------	-----------------------	--	--	--------	-----------	---------------	------------------------	-----------	------------------------	--------------------------

Income Quintile 3

Rawalpindi	207.91	217.24	275.28	226.92	187.36	217.78	212.00	203.48	110.45	236.71	255.09	244.19	222.36
Islamabad	206.70	219.53	262.66	223.02	156.39	218.80	182.40	194.66	113.01	216.22	707.37	222.92	230.21
Lahore	188.66	220.02	272.22	197.30	136.62	238.05	180.39	169.98	107.06	214.95	183.93	232.88	249.38
Gujranwala	189.92	209.08	274.02	206.13	156.04	208.19	152.43	164.56	116.83	211.78	146.91	220.86	207.28
Sialkot	184.05	203.60	266.89	175.98	157.28	179.46	141.65	169.02	128.70	303.27	150.38	203.58	180.82
Faisalabad	189.86	205.37	269.83	193.04	169.90	196.58	161.52	174.45	120.17	226.86	141.39	236.88	203.00
Multan	192.78	208.61	262.75	195.92	167.88	191.89	159.60	174.17	133.59	221.55	151.19	240.96	199.96
Sargodha	204.74	202.63	272.47	209.54	210.96	248.36	167.26	201.63	110.44	251.48	154.55	307.39	219.22
Bahawalpur	205.85	205.62	283.36	241.08	199.01	232.85	157.07	162.64	175.76	239.54	188.58	205.15	208.02
Karachi	188.06	207.51	272.24	200.57	142.31	217.08	157.19	159.71	123.08	180.02	170.36	232.06	233.13
Hyderabad	183.46	210.12	274.49	180.95	135.78	188.09	166.37	174.18	123.08	162.93	222.19	233.76	198.27
Sukkur	195.11	208.31	251.49	234.33	156.13	210.00	148.75	162.65	110.30	168.65	223.86	256.36	199.47
Larkana	207.27	211.68	272.57	211.41	197.87	210.82	255.05	171.72	132.87	175.38	161.82	261.94	266.75
Peshawar	201.22	204.35	267.85	263.06	166.53	232.30	183.25	194.49	118.80	225.49	266.09	254.60	276.58
Bannu	203.09	213.82	276.64	201.07	197.33	216.95	154.24	181.66	116.77	209.83	176.67	278.13	233.81
Quetta	188.05	206.63	272.81	172.09	166.97	181.21	165.45	173.19	118.98	176.01	232.66	229.31	192.73
Khuzdar	198.42	219.94	268.98	193.81	147.76	214.09	187.97	187.02	136.42	172.28	177.92	340.18	188.41

Income Quintile 4

Rawalpindi	208.50	216.77	272.52	230.51	193.41	220.91	214.02	201.75	112.67	214.80	233.04	246.59	227.56
Islamabad	208.61	219.70	260.13	222.96	162.83	218.10	193.45	199.17	123.81	203.30	628.66	225.83	226.43
Lahore	188.68	221.26	268.76	196.78	150.58	236.52	176.81	164.49	111.81	205.55	182.53	230.62	247.38
Gujranwala	190.41	209.00	267.50	208.24	167.75	197.24	156.74	159.02	122.28	210.34	147.14	220.73	202.05
Sialkot	186.01	205.13	270.30	176.92	171.61	174.04	142.51	168.05	136.17	271.47	150.14	199.80	177.69
Faisalabad	189.30	206.77	268.86	193.90	178.91	196.87	159.91	166.64	123.02	209.96	135.27	238.80	206.55
Multan	193.82	209.28	259.30	197.17	181.58	192.19	155.50	169.44	136.33	210.51	153.34	235.87	204.30
Sargodha	205.59	203.51	267.87	211.18	213.84	254.51	168.52	197.25	116.26	279.35	148.67	305.97	221.28
Bahawalpur	204.90	206.28	276.47	239.17	204.66	226.58	159.85	155.50	175.41	232.42	190.78	197.83	212.29
Karachi	189.25	208.90	272.91	200.89	155.40	222.66	156.94	160.45	127.17	178.23	175.26	233.60	232.70
Hyderabad	185.00	211.54	272.94	180.96	151.05	185.67	167.23	169.57	129.09	163.01	221.17	232.74	201.39
Sukkur	196.81	209.60	241.97	234.15	171.34	210.40	152.29	159.95	116.83	165.95	222.63	254.54	205.03
Larkana	211.04	216.86	249.23	210.40	204.99	209.29	266.66	167.94	140.56	174.19	181.65	262.82	276.51
Peshawar	202.75	206.09	262.62	263.38	177.07	225.28	193.20	186.08	124.08	227.78	251.74	257.22	272.47
Bannu	204.91	215.74	281.62	205.66	197.20	225.89	150.48	194.83	117.42	198.50	175.48	279.54	240.21
Quetta	189.52	206.79	265.25	176.12	174.99	179.84	164.64	175.51	121.79	172.30	241.74	228.83	192.86
Khuzdar	201.31	221.54	275.58	194.54	165.36	222.03	186.89	184.97	139.23	173.17	175.87	328.51	197.93

Contd.

**7.6 Combined Consumer Price Index Numbers by Quintile,
Major Commodity Groups for Selected Cities
January, 2015
(2007-2008=100)**

Cities	General	Food and non-alcoholic Beverages	Alcoholic Beverages, Tobacco	Clothing and footwear	Housing, water, Elec., Gas and other fuels	Furnishing and household equipment maintenance	Health	Transport	Communication	Recreation and culture	Education	Restaurants and hotels	Misc. goods and services
--------	---------	----------------------------------	------------------------------	-----------------------	--	--	--------	-----------	---------------	------------------------	-----------	------------------------	--------------------------

Income Quintile 5

Rawalpindi	209.72	220.51	250.22	230.89	194.80	218.06	205.04	202.99	125.15	199.43	249.96	242.63	252.94
Islamabad	201.40	220.73	241.17	224.56	161.27	223.67	195.89	203.31	128.33	197.93	384.37	227.92	243.76
Lahore	185.22	224.63	242.88	199.35	150.41	229.36	177.40	172.53	125.15	198.27	175.98	236.74	246.06
Gujranwala	187.05	210.34	251.99	211.31	168.46	180.59	154.28	162.69	133.76	191.30	143.54	218.62	208.63
Sialkot	182.92	205.87	247.88	179.87	170.43	172.89	147.85	168.63	137.99	248.40	146.39	202.97	184.68
Faisalabad	187.46	209.35	249.28	193.11	178.94	206.38	155.71	170.67	129.99	200.63	153.66	224.79	213.24
Multan	190.65	212.74	233.62	196.37	181.95	185.65	154.02	177.25	138.63	204.40	154.12	236.17	206.54
Sargodha	209.25	205.88	271.65	220.95	212.47	337.33	163.76	184.92	125.15	239.53	146.12	310.78	235.17
Bahawalpur	204.27	209.04	238.53	239.97	204.83	227.34	154.05	164.19	176.03	228.33	193.04	195.79	219.67
Karachi	189.70	212.98	260.34	203.53	153.91	281.41	157.77	175.65	138.50	172.30	182.39	236.44	234.19
Hyderabad	182.81	214.13	256.92	183.65	151.91	169.19	165.92	173.24	137.96	157.83	215.49	233.70	212.54
Sukkur	195.67	211.24	228.08	234.01	172.29	202.72	147.64	164.90	127.76	166.62	250.72	251.07	211.17
Larkana	210.63	217.86	237.19	209.93	207.09	205.16	278.51	170.39	144.29	165.73	234.96	260.95	265.72
Peshawar	200.27	208.78	242.92	260.66	175.54	220.45	178.12	191.28	129.83	189.41	252.73	253.93	259.06
Bannu	199.50	215.19	283.75	197.20	197.21	198.34	148.86	161.94	120.39	203.56	203.71	295.30	226.87
Quetta	189.52	208.50	232.08	176.65	177.67	166.53	159.11	176.68	129.25	169.68	242.79	234.93	200.74
Khuzdar	196.23	217.91	234.92	200.65	158.18	219.05	175.39	173.01	146.98	177.90	169.37	345.27	220.81

Aggregate

Rawalpindi	208.66	219.00	262.22	230.01	192.13	218.55	207.37	203.30	121.01	207.57	247.74	243.53	244.31
Islamabad	201.43	220.47	245.70	224.43	159.68	223.28	195.01	203.01	127.59	199.80	396.87	227.85	242.03
Lahore	186.61	222.06	260.34	198.01	147.67	231.63	178.16	170.96	118.63	204.39	178.84	234.90	247.30
Gujranwala	189.60	209.28	265.84	207.64	165.96	193.98	154.74	163.18	124.93	207.66	146.10	220.38	206.58
Sialkot	183.88	204.61	265.62	177.36	167.26	174.33	144.13	169.37	134.92	271.60	148.99	203.00	181.86
Faisalabad	189.57	206.25	266.43	193.17	177.08	201.73	159.49	172.15	125.43	215.42	146.22	237.78	207.32
Multan	192.20	210.01	254.25	196.74	177.75	189.29	156.26	175.98	136.88	211.64	153.87	238.01	204.00
Sargodha	206.50	204.10	271.97	212.28	211.09	283.66	168.02	195.45	116.93	255.87	152.01	307.50	224.43
Bahawalpur	205.28	206.33	269.40	240.30	202.79	227.58	157.24	163.60	175.81	238.23	192.43	197.72	212.24
Karachi	188.53	210.44	266.26	202.54	150.70	265.92	157.60	171.42	134.26	175.13	179.88	234.93	234.06
Hyderabad	184.03	211.53	269.99	181.57	148.66	177.47	166.39	172.88	130.43	160.52	218.01	233.11	204.97
Sukkur	196.36	209.01	242.97	234.04	168.18	207.87	151.24	162.85	118.16	166.84	232.55	255.80	204.14
Larkana	208.21	211.74	267.40	211.26	201.97	210.65	265.83	169.99	136.06	173.96	196.01	262.70	264.19
Peshawar	201.39	206.16	264.01	261.69	174.05	224.38	183.00	191.34	125.95	212.15	253.99	254.59	269.99
Bannu	203.67	214.35	277.60	199.67	198.99	217.82	151.55	180.80	116.82	208.13	186.81	283.92	231.69
Quetta	189.52	207.19	256.17	174.64	174.38	175.48	162.99	176.89	123.95	173.32	238.43	232.03	196.05
Khuzdar	200.65	218.63	271.19	197.52	161.89	214.51	181.59	192.86	136.18	172.68	177.29	343.32	196.03

**7.7 Combined Consumer Price Index Numbers by Income Groups/City
and Commodity Groups for all Centers Covered in CPI
January, 2015
(2007-2008=100)**

Cities	General	Food and non-alcoholic Beverages	Alcoholic Beverages, Tobacco	Clothing and footwear	Housing, water, Elec., Gas and other fuels	Furnishing and household equipment maintenance	Health	Transport	Communication	Recreation and culture	Education	Restaurants and hotels	Misc. goods and services	
Rawalpindi	01	208.66	219.00	262.22	230.01	192.13	218.55	207.37	203.30	121.01	207.57	247.74	243.53	244.31
Islamabad	02	201.43	220.47	245.70	224.43	159.68	223.28	195.01	203.01	127.59	199.80	396.87	227.85	242.03
Attock	03	192.27	209.33	255.20	218.62	152.91	206.77	162.73	194.20	118.99	187.90	204.70	240.72	263.41
Jhelum	04	194.48	207.94	263.57	221.33	165.39	208.30	165.27	192.97	125.78	216.00	282.78	226.61	206.59
Lahore	05	186.61	222.06	260.34	198.01	147.67	231.63	178.16	170.96	118.63	204.39	178.84	234.90	247.30
Sahiwal	06	218.21	220.05	266.76	266.91	209.58	224.43	196.84	176.73	135.64	212.70	257.34	283.66	240.07
Gujranwala	07	189.60	209.28	265.84	207.64	165.96	193.98	154.74	163.18	124.93	207.66	146.10	220.38	206.58
Wazirabad	08	196.64	212.38	273.50	204.05	182.10	194.28	147.01	164.17	128.18	215.37	145.18	200.49	204.99
Sialkot	09	183.88	204.61	265.62	177.36	167.26	174.33	144.13	169.37	134.92	271.60	148.99	203.00	181.86
Faisalabad	10	189.57	206.25	266.43	193.17	177.08	201.73	159.49	172.15	125.43	215.42	146.22	237.78	207.32
Jhang	11	206.91	205.98	268.96	269.70	196.90	199.31	229.11	186.13	134.64	218.02	161.32	233.22	208.35
Multan	12	192.20	210.01	254.25	196.74	177.75	189.29	156.26	175.98	136.88	211.64	153.87	238.01	204.00
Muzaffargarh	13	199.97	218.46	257.54	219.97	169.95	195.76	166.03	172.39	140.79	223.54	162.90	261.15	201.65
D. G. Khan	14	207.47	220.74	251.13	236.48	208.17	206.75	156.64	166.00	122.18	195.62	114.17	221.96	184.16
Vehari	15	192.40	207.89	269.26	180.01	179.73	199.21	128.58	181.13	132.00	212.33	167.27	217.17	215.67
Sargodha	16	206.50	204.10	271.97	212.28	211.09	283.66	168.02	195.45	116.93	255.87	152.01	307.50	224.43
Mianwali	17	217.84	224.06	281.86	188.27	248.64	209.00	161.38	170.42	108.19	257.99	137.84	217.91	240.73
Bahawalpur	18	205.28	206.33	269.40	240.30	202.79	227.58	157.24	163.60	175.81	238.23	192.43	197.72	212.24
Bahawalnagar	19	206.16	212.10	259.38	241.51	198.23	245.25	154.76	178.11	124.48	226.38	179.89	314.83	216.15
R. Y. Khan	20	202.18	217.76	266.78	254.75	176.05	213.94	155.18	166.91	126.32	215.18	213.65	272.47	216.25
Karachi	21	188.53	210.44	266.26	202.54	150.70	265.92	157.60	171.42	134.26	175.13	179.88	234.93	234.06
Hyderabad	22	184.03	211.53	269.99	181.57	148.66	177.47	166.39	172.88	130.43	160.52	218.01	233.11	204.97
Nawabshah	23	228.63	224.79	254.56	282.75	198.23	235.07	222.44	171.43	135.75	160.28	475.17	282.45	398.80
Mirpukhas	24	197.90	214.37	276.45	186.81	178.96	181.94	162.21	175.30	114.67	155.09	231.11	282.58	221.55
Mithi	25	210.99	212.89	280.00	190.38	227.98	179.11	154.15	174.55	112.59	132.54	279.07	288.05	249.14
Sukkur	26	196.36	209.01	242.97	234.04	168.18	207.87	151.24	162.85	118.16	166.84	232.55	255.80	204.14
Larkana	27	208.21	211.74	267.40	211.26	201.97	210.65	265.83	169.99	136.06	173.96	196.01	262.70	264.19
Dadu	28	203.67	224.28	265.14	211.78	168.24	210.65	149.68	177.47	119.98	164.15	390.87	255.06	199.97
Peshawar	29	201.39	206.16	264.01	261.69	174.05	224.38	183.00	191.34	125.95	212.15	253.99	254.59	269.99
Mardan	30	226.73	207.56	267.20	284.61	231.52	226.21	172.73	201.44	124.05	238.93	416.37	274.48	302.37
Abbottabad	31	199.92	210.72	263.04	222.13	166.73	273.43	157.13	204.09	148.66	219.04	192.52	284.13	225.20
Bannu	32	203.67	214.35	277.60	199.67	198.99	217.82	151.55	180.80	116.82	208.13	186.81	283.92	231.69
D. I. Khan	33	206.88	224.11	283.73	201.47	204.11	195.83	156.93	181.29	112.29	168.81	206.63	258.55	209.86
Mingora	34	219.16	222.14	278.20	262.91	186.80	226.69	213.54	209.14	130.35	224.20	205.98	300.75	344.90
Quetta	35	189.52	207.19	256.17	174.64	174.38	175.48	162.99	176.89	123.95	173.32	238.43	232.03	196.05
Turbat	36	199.68	205.31	299.10	189.78	204.82	216.21	174.84	158.01	118.58	146.41	174.67	214.90	205.92
Gawadar	37	194.31	211.01	248.63	196.47	171.95	209.88	164.06	161.33	109.09	119.08	206.81	214.56	204.09
Loralai	38	211.76	220.60	268.77	205.88	212.39	178.94	197.67	188.82	114.25	186.98	187.33	285.97	251.51
Khuzdar	39	200.65	218.63	271.19	197.52	161.89	214.51	181.59	192.86	136.18	172.68	177.29	343.32	196.03
D. M. Jamali	40	201.94	216.40	275.14	201.09	178.31	197.33	163.62	183.46	123.19	155.04	224.35	279.92	202.15

7.8 Index Numbers of Wholesale Prices by Commodity Groups

Year / month	General	Agriculture Forestry & Fishery Product	Ores & Minerals electricity gas & water	Food product Beverages & tobacco Textile Apparel & Leather Product	Other transportable Goods	Metal product Machinery & Equipment
(2007-08=100)						
2009-10	135.40	142.02	139.76	135.02	135.41	111.10
2010-11	164.17	183.20	159.13	166.49	155.77	128.10
2011-12	181.29	185.04	182.74	176.07	194.64	152.55
2012-13	194.61	198.23	211.17	188.39	203.93	159.29
2013-14	158.88	165.52	163.62	156.11	162.99	132.02
2014 Jan	211.23	216.41	243.69	201.47	217.85	168.90
Feb	210.94	214.62	243.36	201.73	218.22	169.45
Mar	211.66	217.63	243.45	201.93	217.63	169.53
Apr	211.88	221.91	243.12	202.07	213.45	170.06
May	211.71	223.55	242.36	201.29	212.29	170.11
Jun	214.60	228.53	242.45	204.31	214.75	171.26
Jul	215.76	230.64	242.67	205.5	215.63	171.57
Aug	214.72	224.73	242.91	207.15	215.14	172.17
Sep	215.06	225.47	242.99	207.86	214.53	172.76
Oct	214.39	222.72	244.75	208.83	212.36	172.85
Nov	212.26	219.26	247.62	207.9	206.62	172.72
Dec	208.25	213.09	247.2	205.77	199.17	172.37
2015 Jan	206.11	214.9	248.3	204.71	187.85	173.68

7.9 Index Numbers of Wholesale Prices by Commodities

AGRICULTURE FORESTRY & FISHERY											
Year/month	Wheat	Maize	Rice	Sorghum/ Jowar	Millet/ Bajra	Vegetables	Fresh Fruits	Dry Fruits	Cotton Seeds	Other oil Seeds	Edible Roots Potatoes
(2007-08=100)											
2009-10	157.54	115.02	111.40	158.39	107.75	151.74	106.02	137.88	144.08	122.94	162.12
2010-11	159.53	150.61	123.39	195.10	127.61	173.43	129.19	161.97	171.48	141.73	201.45
2011-12	163.44	159.77	149.45	191.12	153.77	211.52	175.48	181.96	189.55	166.98	175.20
2012-13	188.52	174.74	165.42	211.29	177.02	216.66	216.05	181.47	168.92	177.67	162.82
2013-14	227.13	185.28	177.67	279.98	179.06	254.41	226.73	201.66	185.58	178.30	314.12
2014 Jan	243.48	176.18	177.05	276.14	174.47	215.08	187.74	203.14	188.10	184.14	217.35
Feb	246.93	178.62	177.64	277.39	171.25	183.62	195.94	205.28	191.11	183.54	227.80
Mar	250.86	180.57	178.17	289.35	174.91	195.18	213.00	207.33	197.27	183.71	288.60
Apr	232.52	188.84	179.08	304.45	173.13	236.30	258.23	208.07	209.33	172.46	400.84
May	204.31	190.14	179.49	317.54	169.81	211.50	264.24	213.82	220.44	177.64	447.26
Jun	205.99	189.74	180.08	316.79	173.02	205.05	283.76	219.20	219.90	182.36	472.92
Jul	207.97	191.76	179.66	323.08	174.47	247.48	321.25	217.95	231.50	190.46	543.47
Aug	214.37	193.63	180.50	328.11	174.19	304.25	256.65	217.97	216.43	189.39	550.88
Sep	214.19	195.66	181.27	307.35	173.72	322.71	244.99	218.98	192.17	190.46	504.54
Oct	215.03	193.55	182.99	286.45	177.35	302.11	250.21	220.55	186.82	186.54	535.17
Nov	216.76	191.93	181.10	280.16	171.52	285.84	210.77	220.92	188.86	188.07	483.87
Dec	210.79	186.45	172.32	280.16	167.42	213.83	215.51	224.99	192.60	187.36	275.99
2015 Jan	210.71	186.33	168.68	287.71	162.43	199.24	211.03	227.77	199.35	186.61	199.26

Contd.

7.9 Index Numbers of Wholesale Prices by Commodities

Year/month	AGRICULTURE FORESTRY & FISHERY											
	Stimulant & spice crops	Pulses	Sugar crops	Fibre crops	Unmanufactured tobacco	Poultry	Milk from bovine animals	Eggs	Raw animal material / wool	Hides&fur skins wool	Fuel wood in logs	Fishes fresh or chilled
(2007-08=100)												
2009-10	159.91	144.32	208.66	162.63	142.50	156.00	135.32	153.07	88.65	99.97	129.86	137.63
2010-11	212.69	169.24	287.34	280.76	156.10	163.53	157.40	148.79	113.86	106.92	151.43	136.35
2011-12	187.89	212.28	273.92	195.07	167.72	186.89	190.29	180.67	134.34	131.07	190.47	144.71
2012-13	184.68	204.81	267.92	193.56	171.49	178.40	213.81	191.02	138.84	139.08	215.48	191.11
2013-14	316.66	186.74	267.92	217.41	186.62	202.88	225.98	200.17	155.22	145.20	238.11	247.73
2014 Jan	329.72	187.07	267.92	226.32	188.70	238.28	224.04	218.04	156.85	147.80	239.54	243.95
Feb	343.03	189.21	267.92	224.80	189.53	193.61	224.56	207.17	158.40	146.68	241.73	244.62
Mar	355.25	191.54	267.92	217.76	190.00	210.42	226.49	246.39	157.45	147.11	242.82	244.62
Apr	371.86	190.93	267.92	209.71	195.81	219.86	230.05	173.18	157.45	145.57	242.38	244.31
May	372.30	198.71	267.92	217.38	196.08	215.25	230.92	158.06	156.33	145.23	243.47	249.76
Jun	472.58	200.37	267.92	220.08	196.08	207.92	240.49	166.88	157.03	145.85	243.47	250.37
Jul	460.25	198.96	267.92	201.65	204.74	206.33	242.57	176.03	164.70	146.12	243.47	246.21
Aug	429.22	194.38	267.92	175.37	206.81	212.06	243.95	218.87	161.50	145.14	243.47	243.89
Sep	404.43	193.89	267.92	182.68	207.00	180.11	248.75	217.31	162.90	145.38	243.47	244.41
Oct	397.61	193.91	267.92	170.48	208.01	172.75	248.92	218.07	173.82	154.93	246.31	247.49
Nov	362.38	202.21	267.92	163.54	212.62	174.87	250.31	241.19	173.82	156.37	250.46	259.83
Dec	354.12	204.27	267.92	155.90	217.23	192.50	251.69	232.79	178.68	157.14	250.46	274.05
2015 Jan	301.52	212.26	287.55	161.74	217.23	209.94	251.69	245.22	181.52	162.19	256.69	288.90

Contd.

7.9 Index Numbers of Wholesale Prices by Commodities

Year/Month	ORES/MINERALS, GAS & ELECT.				FOOD, BEVERAGES, TOBACCO TEXTILE, APP. LEATHER TEXTILE					
	Coal not Agglomerated	Natural Gas liquified	Salt pure sodium chloride	Electrical Energy	Meat of Animals	Vegetables & fruit Juices	Dried Fruits & Nuts	Fruits & Juices	Vegetable Oil Refined	Vegetable Ghee

(2007-08=100)

2009-10	109.77	148.27	116.89	135.22	139.74	132.75	152.66	120.39	109.33	94.75
2010-11	120.42	157.03	125.80	166.98	174.86	148.78	170.78	133.20	127.91	118.21
2011-12	149.74	193.29	155.69	176.51	214.40	175.93	197.32	155.58	153.33	141.37
2012-13	209.81	197.43	175.78	226.10	228.80	186.93	219.33	158.67	157.94	141.75
2013-14	223.53	203.85	223.53	281.02	238.93	192.48	221.32	166.33	162.31	141.51
2014 Jan	223.53	204.61	228.23	287.44	239.95	193.91	222.32	166.02	161.86	142.28
Feb	223.53	203.90	231.42	287.44	240.41	193.91	218.89	166.02	161.68	140.94
Mar	223.53	204.10	231.42	287.44	240.41	191.62	218.74	166.09	164.69	144.11
Apr	223.53	203.39	231.42	287.44	241.31	191.62	218.45	166.33	164.58	142.54
May	223.53	201.77	234.11	287.44	241.31	192.16	218.45	169.52	165.54	141.65
Jun	223.53	201.86	243.18	287.44	243.10	194.02	217.80	170.89	165.47	140.01
Jul	223.53	202.34	243.18	287.44	246.01	194.12	217.80	171.20	164.33	140.35
Aug	223.53	202.79	248.50	287.44	252.65	194.12	219.98	171.34	163.56	139.94
Sep	223.53	202.94	248.50	287.44	256.74	194.12	219.98	171.34	162.58	139.10
Oct	223.53	206.65	247.16	287.44	257.41	196.79	222.26	171.93	163.22	137.60
Nov	223.53	204.85	247.16	295.61	257.41	196.79	227.45	171.93	163.13	137.39
Dec	223.53	203.99	247.16	295.61	257.59	197.07	229.74	171.93	161.32	132.27
2015 Jan	223.53	206.29	247.16	295.61	257.79	198.31	232.57	172.22	159.94	130.81

Contd.

7.9 Index Numbers of Wholesale Prices by Commodities

Year / month	FOOD, BEVERAGES, TOBACCO TEXTILE, APP. LEATHER TEXTILE												
	Oil cakes	Processed Liquid Milk	Milk & cream in solid form	Ice cream	Dairy Product N.E.C	Wheat Flour	Other cereal Flour	Sugar Refined	Choco late	Sugar Confectionary	Coffee & Tea	SPICES	Other Food Product

(2007-08=100)

2009-10	133.50	131.72	143.69	133.53	126.71	146.16	102.24	209.80	98.94	101.73	151.22	116.98	186.48
2010-11	150.73	154.76	190.61	139.71	141.43	146.53	135.02	251.13	99.77	101.52	165.31	162.42	244.90
2011-12	149.51	182.39	170.43	155.81	184.52	151.98	163.80	229.24	100.35	100.56	192.23	267.98	301.28
2012-13	166.19	207.70	171.54	172.43	207.02	172.24	194.72	201.93	99.19	101.34	203.24	279.84	319.16
2013-14	191.83	211.76	196.23	210.37	220.93	205.78	139.04	206.98	99.19	102.28	215.49	193.08	308.00
2014 Jan	191.76	210.94	202.00	209.79	217.62	214.41	133.04	196.44	99.19	102.28	214.63	190.97	308.48
Feb	193.86	210.94	207.03	209.79	218.81	214.84	141.77	192.80	99.19	102.28	213.04	191.33	308.48
Mar	198.60	215.66	207.17	209.79	223.27	217.42	138.58	201.11	99.19	102.28	208.86	191.41	308.40
Apr	207.80	219.13	207.76	209.79	228.17	211.80	140.44	201.00	99.19	102.28	198.66	191.57	308.98
May	219.35	222.76	209.55	218.66	230.41	197.22	139.33	196.99	99.19	102.28	188.38	191.30	293.22
Jun	217.25	223.02	211.32	214.21	235.64	196.01	139.38	208.70	99.19	102.28	185.89	191.67	293.72
Jul	232.05	223.02	212.82	219.91	235.94	195.47	138.16	216.56	99.19	102.28	184.43	191.70	293.72
Aug	212.95	231.82	214.15	219.91	235.94	201.98	136.37	220.01	99.19	102.28	181.34	191.50	294.38
Sep	208.10	234.27	219.41	219.91	235.94	200.80	137.97	231.31	99.19	102.28	183.60	191.60	296.10
Oct	203.69	242.78	221.48	219.91	237.45	202.07	138.03	224.22	99.19	102.28	186.74	188.66	296.60
Nov	198.27	242.78	222.04	219.91	237.72	202.78	140.16	218.74	99.19	102.28	188.05	188.69	296.60
Dec	200.15	245.21	222.24	219.91	238.90	202.20	142.81	204.57	99.19	102.28	188.37	188.69	296.60
2015 Jan	198.84	245.21	222.86	219.91	238.90	200.35	148.21	206.01	99.19	102.28	189.39	189.65	298.01

Contd.

7.9 Index number of wholesale prices by commodities

Year/month	FOOD, BEVERAGES, TOBACCO TEXTILE, APP. LEATHER TEXTILE									
	Mineral Water	Beverages	Tobacco Product	Cotton Yarn	Nylon Yarn	Blended Yarn	Woven Fabrics	Cotton Fabrics	Other Fabrics	Silk & Reyon Fabrics

(2007-08=100)

2009-10	114.20	111.17	131.16	150.86	131.65	157.00	121.53	120.46	115.78	116.19
2010-11	127.10	120.80	168.69	182.87	174.17	195.31	129.39	137.84	126.16	125.75
2011-12	163.62	133.28	175.62	196.06	190.80	194.74	163.54	167.42	154.74	139.06
2012-13	168.78	137.45	208.80	208.38	181.46	193.63	196.76	175.90	166.96	152.04
2013-14	182.07	151.87	246.42	213.03	178.22	198.57	222.82	189.15	182.16	161.87
2014 Jan	181.84	152.12	242.41	217.06	180.95	201.89	226.82	187.77	179.06	161.09
Feb	181.84	152.12	242.41	218.02	179.07	201.29	226.82	187.77	179.06	161.09
Mar	183.04	155.31	242.41	207.32	177.75	199.15	226.82	189.65	179.75	161.09
Apr	184.22	161.66	242.41	201.07	167.97	193.66	226.82	193.10	192.36	165.36
May	185.23	164.58	242.41	200.83	165.10	191.86	226.82	193.10	194.43	165.85
Jun	185.23	166.38	290.52	200.42	162.34	192.59	226.82	196.81	197.56	165.85
Jul	185.63	167.46	290.52	200.42	161.40	193.60	226.82	196.81	197.56	165.85
Aug	185.63	169.18	290.52	195.72	163.67	193.92	226.82	196.81	203.01	175.35
Sep	185.63	169.40	290.52	192.90	164.84	193.92	226.82	196.81	203.01	175.35
Oct	185.63	171.52	290.52	190.52	164.37	193.92	237.79	200.51	206.11	176.47
Nov	185.63	171.52	290.52	186.79	161.23	194.74	237.79	200.51	206.11	177.28
Dec	185.63	171.52	290.52	177.90	158.14	191.73	258.39	200.51	206.11	177.28
2015 Jan	187.86	171.52	290.52	172.44	156.04	190.28	258.39	200.51	207.48	177.28

Contd.

7.9 Index number of wholesale prices by commodities

Year / month	FOOD, BEVERAGES, TOBACCO TEXTILE, APP. LEATHER TEXTILE										
	Towels	Blankets	Bedsheet	Quilt	Woolen Carpets	Synthetic Carpets	Hosiery Product	Ready made Garments	Leather without Hairs	Other Leather N.E.C	Foot wears

(2007-08=100)

2009-10	124.68	112.40	123.12	108.77	103.57	134.23	111.76	109.52	104.89	107.27	101.48
2010-11	141.55	123.47	132.06	128.15	104.56	143.26	126.73	114.24	107.07	112.02	101.48
2011-12	181.78	150.59	165.52	144.49	105.11	147.81	155.38	125.21	109.08	120.09	110.49
2012-13	202.34	179.22	201.81	150.78	106.55	116.43	176.65	137.23	111.60	130.47	134.42
2013-14	231.49	205.36	230.69	166.21	110.96	115.50	191.70	156.73	168.48	288.58	134.22
2014 Jan	234.25	219.66	236.05	172.42	113.69	116.10	195.18	153.12	161.61	341.85	134.22
Feb	234.25	219.66	236.05	172.42	113.69	116.10	195.18	153.12	167.71	370.13	134.22
Mar	234.25	219.66	236.05	172.42	113.69	116.10	195.50	153.12	209.40	339.91	134.22
Apr	242.19	219.66	242.12	172.42	113.69	116.10	196.90	169.94	203.40	314.19	134.22
May	242.19	219.66	242.12	172.42	113.69	116.10	198.64	168.50	212.68	276.72	134.22
Jun	242.19	219.66	242.12	172.42	113.69	116.10	202.13	169.33	223.51	276.72	134.22
Jul	242.19	219.66	242.12	172.42	132.14	116.10	204.27	175.43	223.51	249.44	134.22
Aug	244.18	219.66	242.12	172.42	132.14	125.42	206.13	180.12	216.45	230.78	134.22
Sep	246.16	223.55	242.12	177.63	132.14	126.27	208.91	183.14	212.86	210.44	134.22
Oct	250.33	230.00	247.46	179.47	132.14	126.27	210.35	186.77	212.86	214.36	134.22
Nov	260.85	232.93	249.35	188.74	132.14	126.27	210.35	186.77	215.02	215.39	134.22
Dec	265.62	235.86	253.21	191.05	132.14	126.27	215.35	186.77	215.02	215.39	134.22
2015 Jan	265.62	235.86	253.21	196.84	132.14	126.27	215.35	186.77	215.02	215.39	134.22

Contd.

7.9 Index number of wholesale prices by commodities

Year/month	OTHER TRANSPORTABLE GOODS												
	Timber	Printing Paper	Hard Board	Coke	Motor Sprit	Diesel Oil	Kerosine Oil	Furnace Oil	Mobile Oil	Chemicals	Dying Materials	Fertilizers	Pesticides
(2007-08=100)													
2009-10	118.75	110.69	97.22	116.57	119.93	167.91	167.68	130.09	138.19	107.72	102.23	143.70	124.59
2010-11	127.27	106.84	110.16	139.84	126.84	194.78	196.30	154.78	150.55	123.06	106.61	174.65	135.09
2011-12	139.00	127.83	150.70	159.41	155.00	240.05	241.84	200.78	173.18	144.52	105.67	258.65	164.20
2012-13	149.51	158.66	193.63	163.45	168.70	257.74	260.42	177.08	183.78	154.14	105.42	261.38	195.99
2013-14	170.36	169.84	220.14	163.45	184.99	271.23	283.49	176.90	194.20	171.90	115.91	266.33	227.17
2014 Jan	174.55	169.75	229.17	163.45	190.50	279.46	288.01	183.45	193.09	171.72	107.55	264.18	225.48
Feb	174.55	169.75	229.17	163.45	190.50	279.46	288.01	182.18	193.09	171.72	107.55	267.25	225.62
Mar	174.55	176.01	229.17	163.45	185.89	279.46	288.01	177.75	194.41	175.87	107.55	264.50	237.58
Apr	178.07	177.81	229.17	163.45	182.98	267.04	288.01	165.65	197.73	176.47	143.77	264.50	237.58
May	178.07	174.58	229.17	163.45	182.40	260.69	288.01	166.52	197.73	176.24	143.77	265.61	237.58
Jun	182.14	172.62	229.17	163.45	182.40	260.69	288.01	172.01	200.28	189.08	143.77	267.48	254.27
Jul	184.69	172.62	229.17	163.45	182.40	260.69	288.01	173.10	201.17	193.10	143.77	268.66	262.86
Aug	184.69	169.34	229.17	163.45	182.40	260.69	288.01	169.47	201.17	194.21	143.77	270.28	270.02
Sep	188.95	169.34	229.17	163.45	180.02	256.53	281.74	171.21	201.17	195.25	143.77	271.20	266.71
Oct	189.35	169.34	229.17	163.45	175.05	254.48	277.92	159.86	201.53	196.00	143.77	270.24	266.71
Nov	190.70	169.34	229.17	163.45	159.11	235.67	254.18	157.65	201.53	198.36	143.77	270.69	266.71
Dec	196.61	169.34	229.17	163.45	142.78	219.90	242.40	134.79	201.53	198.36	143.77	272.69	283.64
2015 Jan	202.05	169.34	229.17	163.45	132.22	195.49	209.53	101.36	201.53	199.84	145.16	274.54	290.15

Contd.

7.9 Index number of wholesale prices by commodities

Year / month	OTHER TRANSPORTABLE GOODS												
	Insecti- cides	Paints & Varnishes	Medicines	Soaps & Detergent	Auto Tyers	Plastic Products	Glass Sheets	Other Glass Articles	Ceramics & Sanitary	Bricks Blocks & Tiles	Cement	Bed Foams	Matches
(2007-08=100)													
2009-10	112.11	135.74	108.01	117.69	136.43	123.66	146.16	156.19	126.75	129.58	117.30	105.04	108.52
2010-11	125.88	151.75	115.64	130.52	147.14	135.05	152.83	175.04	129.49	140.85	140.80	113.46	111.73
2011-12	125.90	187.97	117.18	151.04	171.17	179.77	168.41	206.10	136.90	165.89	162.19	126.38	118.84
2012-13	120.85	237.85	138.59	167.01	180.56	193.02	192.56	199.82	158.32	176.20	185.77	141.29	132.57
2013-14	143.37	260.43	139.76	180.26	185.96	201.16	207.04	212.10	182.46	193.91	203.42	148.32	143.20
2014 Jan	133.78	267.31	139.69	181.22	185.73	202.31	207.75	214.09	192.64	197.12	205.56	149.67	143.20
Feb	136.69	268.31	139.69	181.22	185.73	202.33	207.75	214.09	192.64	195.96	207.30	149.67	143.20
Mar	136.47	268.31	140.31	181.82	185.73	202.33	207.75	214.09	194.56	195.96	207.69	149.67	143.20
Apr	177.92	268.31	140.59	181.82	185.73	202.70	209.86	214.09	199.50	197.05	207.45	149.67	143.20
May	178.94	269.84	141.80	182.20	186.63	203.08	209.86	218.27	199.50	196.15	207.98	149.67	143.20
Jun	181.89	275.71	142.22	183.11	188.21	203.08	209.86	218.27	201.75	200.57	207.76	150.83	143.20
Jul	181.89	275.71	144.21	183.11	188.21	203.08	209.86	218.27	200.07	201.73	207.76	150.83	143.20
Aug	181.05	276.16	144.21	175.81	188.21	205.01	209.86	218.27	200.91	202.38	207.44	150.83	143.20
Sep	178.63	279.37	145.03	176.33	188.28	206.32	209.86	218.27	207.26	203.25	207.79	150.83	143.20
Oct	179.64	280.05	144.59	177.77	188.28	210.90	209.86	227.13	212.17	204.18	210.17	150.83	143.20
Nov	177.41	280.05	144.94	177.83	188.28	214.92	209.86	230.45	212.17	205.47	209.76	155.17	143.20
Dec	172.37	285.78	145.19	178.23	192.43	218.51	226.39	242.20	216.53	206.80	208.92	156.67	143.20
2015 Jan	149.54	288.63	145.19	178.31	192.43	221.88	226.39	242.20	216.53	204.99	208.27	156.67	143.20

Contd.

7.9 Index number of wholesale prices by commodities

Year/month	METAL PRODUCT MACHINERY & EQUIP									
	Pig Iron	Steel Bars & Sheets	Pipe Fittings	Steel Products	Engine & Motors	Vacuum Pumps	Air Conditioners	Cultivators	Chuff Cutter	Tractors
(2007-08=100)										
2009-10	129.91	102.51	124.35	117.63	105.29	111.45	143.04	145.95	121.31	137.08
2010-11	128.97	116.14	129.52	125.59	106.23	112.44	147.52	172.18	127.89	152.78
2011-12	128.97	133.06	140.66	152.22	109.07	115.39	165.34	184.47	131.97	177.34
2012-13	128.97	134.92	143.38	162.79	109.07	115.39	174.17	187.71	140.67	161.96
2013-14	128.97	140.15	163.38	169.47	109.07	115.39	180.79	215.46	146.36	188.81
2014 Jan	128.97	140.23	168.33	170.19	109.07	115.39	181.12	226.90	144.94	193.29
Feb	128.97	139.12	168.33	170.19	109.07	115.39	181.12	226.90	144.94	193.29
Mar	128.97	138.60	168.33	170.24	109.07	115.39	181.12	226.90	149.20	193.29
Apr	128.97	138.13	168.33	170.24	109.07	115.39	181.12	226.90	149.20	214.54
May	128.97	139.53	168.33	170.24	109.07	115.39	181.12	226.90	149.20	214.54
Jun	128.97	144.30	175.34	170.24	109.07	115.39	181.12	226.90	149.20	214.54
Jul	128.97	146.08	175.34	170.24	109.07	115.39	181.12	226.90	149.20	214.54
Aug	128.97	149.75	175.34	170.24	109.07	115.39	195.53	226.90	149.20	214.54
Sep	128.97	151.35	191.63	172.77	109.07	115.39	195.53	226.90	149.20	214.54
Oct	128.97	150.97	191.94	173.74	109.07	115.39	195.53	226.90	149.20	214.54
Nov	128.97	148.95	191.94	173.80	109.07	115.39	195.53	226.90	149.20	214.54
Dec	128.97	145.97	191.94	173.80	109.07	115.39	195.53	226.90	149.20	214.54
2015 Jan	128.97	144.48	191.94	173.80	109.07	115.39	195.53	226.90	149.20	214.54

Contd.

7.9 Index number of wholesale prices by commodities

Year / month	METAL PRODUCT MACHINERY & EQUIP								
	Lathe Machine	Concrete Mixer	Refrige Wash & Sew mach Iron	Electrical Wires	Lighting Equip-ments	Radio & Television	Motor Vehicles	Motor Cycles	Bicycles

(2007-08=100)

2009-10	140.74	132.73	119.22	131.12	108.05	119.91	130.55	113.20	108.90
2010-11	142.43	135.46	138.87	142.63	115.71	122.93	142.13	116.77	134.71
2011-12	147.58	138.83	162.92	160.69	141.05	130.71	155.07	122.52	166.65
2012-13	147.68	138.83	167.54	160.01	147.57	127.52	170.90	125.06	177.20
2013-14	186.40	138.83	188.44	173.65	163.03	126.49	179.74	125.61	181.58
2014 Jan	208.81	138.83	192.24	178.73	162.86	126.49	182.16	125.58	180.99
Feb	208.81	138.83	192.33	178.73	162.86	126.49	182.16	125.69	182.84
Mar	208.81	138.83	192.37	178.73	163.27	126.49	184.47	126.15	182.84
Apr	208.81	138.83	195.02	178.73	164.75	126.49	182.75	126.48	182.84
May	208.81	138.83	193.39	179.18	164.95	126.49	182.59	126.70	182.84
Jun	208.81	138.83	195.75	179.18	164.95	126.49	182.59	126.70	182.84
Jul	208.81	138.83	195.93	179.18	164.95	126.49	182.59	126.70	182.84
Aug	208.81	138.83	195.93	179.18	164.95	126.49	182.59	126.92	182.84
Sep	208.81	138.83	196.04	184.79	164.95	126.49	182.59	126.92	182.84
Oct	208.81	138.83	196.81	184.79	164.95	126.49	183.03	126.92	182.84
Nov	208.81	138.83	197.85	184.79	165.30	126.49	183.03	126.92	182.84
Dec	208.81	138.83	198.06	190.43	165.30	126.49	183.03	128.20	182.84
2015 Jan	208.81	138.83	198.06	190.43	168.19	126.49	183.03	128.20	185.63

Contd.

7.10 Intercity Wholesale Prices of Selected Commodities

Group/Commodity/Item Specification	Unit	City	Prices (Rs.)			% Change in Jan.,2015 Over	
			Jan., 2015	Dec., 2014	Jan., 2014	Dec., 2014	Jan., 2014
			1. Agriculture Forestry & Fishery				
001. Wheat							
0111201. WHEAT AVG. QLTY.	100 KG.	LAH	3375.00	3475.00	3987.50	-2.88	-15.36
		FAS	3293.75	3337.50	3875.00	-1.31	-15.00
		RAW	3525.00	3650.00	3950.00	-3.42	-10.76
		MUL	3200.00	3325.00	3700.00	-3.76	-13.51
		GUJ	3200.00	3325.00	3775.00	-3.76	-15.23
		SAH	3175.00	3281.50	3562.50	-3.25	-10.88
		SAR	3025.00	3175.00	3687.50	-4.72	-17.97
		SKT	3375.00	3425.00	4012.50	-1.46	-15.89
		BPR	3225.00	3462.50	3718.75	-6.86	-13.28
		GJT	3275.00	3325.00	3850.00	-1.50	-14.94
		KSR	3387.50	3437.50	3950.00	-1.45	-14.24
		KAR	3400.00	3450.00	3750.00	-1.45	-9.33
		HYD	3315.00	3390.00	3750.00	-2.21	-11.60
		SKR	3362.50	3400.00	3908.33	-1.10	-13.97
		LRK	3112.50	3125.00	3500.00	-0.40	-11.07
		MPK	3250.00	3300.00	3600.00	-1.52	-9.72
		NWB	3500.00	3550.00	4100.00	-1.41	-14.63
		PSH	3342.50	3400.00	3900.00	-1.69	-14.29
		BNU	3450.00	3600.00	3975.00	-4.17	-13.21
002. Maize							
0112201. MAIZE AVG. QLTY.	40 KG.	LAH	1150.00	1150.00	1150.00	0.00	0.00
		FAS	875.00	850.00	900.00	2.94	-2.78
		RAW	1175.00	1175.00	1175.00	0.00	0.00
		SAR	1000.00	962.50	1000.00	3.90	0.00
		KSR	1150.00	1150.00	1150.00	0.00	0.00
		KAR	1420.00	1420.00	970.00	0.00	46.39
		HYD	1100.00	1200.00	1100.00	-8.33	0.00
		PSH	870.00	840.00	960.00	3.57	-9.38
		BNU	1350.00	1350.00	1160.00	0.00	16.38
		QTA	1390.00	1390.00	1290.00	0.00	7.75
003. Rice							
0113201. RICE BASMATI SUP. QLTY.	40 KG.	LAH	4310.00	4650.00	4800.00	-7.31	-10.21
		FAS	4250.00	4250.00	4250.00	0.00	0.00
		RAW	5000.00	5050.00	5050.00	-0.99	-0.99
		MUL	4100.00	4100.00	4600.00	0.00	-10.87
		GUJ	3050.00	3050.00	4750.00	0.00	-35.79
		SKT	3000.00	3200.00	4800.00	-6.25	-37.50
		KAR	4700.00	4700.00	4900.00	0.00	-4.08
		HYD	4525.00	4625.00	4650.00	-2.16	-2.69
		MPK	4600.00	4600.00	5000.00	0.00	-8.00
		PSH	3150.00	3500.00	4900.00	-10.00	-35.71
		MNG	3550.00	3550.00	4400.00	0.00	-19.32
		QTA	5000.00	5000.00	4600.00	0.00	8.70
0113202. RICE BASMATI BROKEN AVG. QLTY.	40 KG.	LAH	2535.00	2675.00	2760.00	-5.23	-8.15
		RAW	3075.00	3150.00	3275.00	-2.38	-6.11
		GUJ	2100.00	2100.00	2350.00	0.00	-10.64
		SAH	2000.00	2000.00	2700.00	0.00	-25.93
		SKT	1920.00	2550.00	2420.00	-24.71	-20.66
		BPR	2100.00	2100.00	2100.00	0.00	0.00

Contd.

7.10 Intercity Wholesale Prices of Selected Commodities

Group/Commodity/Item Specification	Unit	City	Prices (Rs.)			% Change in Jan.,2015 Over	
			Jan., 2015	Dec., 2014	Jan., 2014	Dec., 2014	Jan., 2014
		GJT	2100.00	2100.00	2505.00	0.00	-16.17
		KSR	2575.00	2625.00	2725.00	-1.90	-5.50
		KAR	2760.00	2760.00	2630.00	0.00	4.94
		HYD	2350.00	2450.00	2325.00	-4.08	1.08
		SKR	2500.00	2500.00	2200.00	0.00	13.64
		LRK	3200.00	3200.00	3200.00	0.00	0.00
		MPK	1600.00	1600.00	2000.00	0.00	-20.00
		PSH	1550.00	1850.00	2600.00	-16.22	-40.38
		BNU	1650.00	1650.00	2100.00	0.00	-21.43
		QTA	3300.00	3300.00	2800.00	0.00	17.86
0113203. RICE IRRI-9 PUNJAB	40 KG.	LAH	2175.00	2175.00	2325.00	0.00	-6.45
		FAS	2750.00	2750.00	2750.00	0.00	0.00
		RAW	2250.00	2325.00	2425.00	-3.23	-7.22
		SAR	1800.00	1750.00	1650.00	2.86	9.09
		SKT	1600.00	1600.00	1210.00	0.00	32.23
		QTA	1560.00	1560.00	1460.00	0.00	6.85
0113204. RICE IRRI-6 SINDH	40 KG.	KAR	1800.00	1800.00	1780.00	0.00	1.12
		HYD	1600.00	1600.00	1650.00	0.00	-3.03
		SKR	1200.00	1450.00	1440.00	-17.24	-16.67
		LRK	1200.00	1200.00	1260.00	0.00	-4.76
		NWB	1630.00	1630.00	1600.00	0.00	1.88
		PSH	1460.00	1490.00	1600.00	-2.01	-8.75
		QTA	1520.00	1520.00	1420.00	0.00	7.04
004. Sorghum / Jowar							
0114201. JOWAR AVG. QLTY.	40 KG.	LAH	1750.00	1750.00	1800.00	0.00	-2.78
		FAS	1250.00	1250.00	1350.00	0.00	-7.41
		SAR	2250.00	1850.00	1900.00	21.62	18.42
		GJT	2000.00	2000.00	2150.00	0.00	-6.98
		KAR	1180.00	1100.00	990.00	7.27	19.19
		HYD	1550.00	1750.00	1400.00	-11.43	10.71
		PSH	1450.00	1430.00	1380.00	1.40	5.07
005. Millet / Bajra							
0118201. BAJRA AVG. QLTY.	40 KG.	LAH	1175.00	1175.00	1175.00	0.00	0.00
		FAS	930.00	880.00	1020.00	5.68	-8.82
		SAR	975.00	1125.00	1125.00	-13.33	-13.33
		GJT	932.50	932.50	1125.00	0.00	-17.11
		KAR	1080.00	1160.00	1170.00	-6.90	-7.69
		HYD	1030.00	1062.50	1100.00	-3.06	-6.36
		PSH	1200.00	1212.50	1150.00	-1.03	4.35
006. Vegetables							
0121201. CABBAGE AVG. QLTY.	100 KG.	LAH	2050.00	2050.00	1975.00	0.00	3.80
		FAS	1500.00	1300.00	1100.00	15.38	36.36
		RAW	1975.00	2025.00	2350.00	-2.47	-15.96
		MUL	2600.00	2250.00	1900.00	15.56	36.84
		SAR	2075.00	4100.00	1350.00	-49.39	53.70
		SKT	3000.00	3000.00	3500.00	0.00	-14.29
		KAR	1900.00	1900.00	1900.00	0.00	0.00
		SKR	2250.00	2000.00	2400.00	12.50	-6.25
		PSH	2100.00	1550.00	1650.00	35.48	27.27
0121301. CAULIFLOWER AVG. QLTY.	100 KG.	LAH	1825.00	2200.00	1250.00	-17.05	46.00
		FAS	1850.00	2750.00	900.00	-32.73	105.56

Contd.

7.10 Intercity Wholesale Prices of Selected Commodities

Group/Commodity/Item Specification	Unit	City	Prices (Rs.)			% Change in Jan.,2015 Over	
			Jan., 2015	Dec., 2014	Jan., 2014	Dec., 2014	Jan., 2014
		MUL	1700.00	2300.00	750.00	-26.09	126.67
		SKT	2000.00	4000.00	2000.00	-50.00	0.00
		KAR	2100.00	2550.00	2050.00	-17.65	2.44
		SKR	2250.00	2750.00	1800.00	-18.18	25.00
		MPK	1700.00	1100.00	1400.00	54.55	21.43
		PSH	1500.00	1550.00	1350.00	-3.23	11.11
		QTA	2200.00	4200.00	4000.00	-47.62	-45.00
0122201. CUCUMBER (KHEERA) AVG. QLTY.	100 KG.	LAH	4175.00	5100.00	5700.00	-18.14	-26.75
		FAS	4250.00	3750.00	5250.00	13.33	-19.05
		RAW	4350.00	4250.00	6550.00	2.35	-33.59
		MUL	6250.00	4750.00	8500.00	31.58	-26.47
		GUJ	5000.00	5000.00	6550.00	0.00	-23.66
		SAR	7950.00	4750.00	5000.00	67.37	59.00
		SKT	5500.00	4000.00	11000.00	37.50	-50.00
		KAR	2100.00	2550.00	5050.00	-17.65	-58.42
		HYD	6000.00	4250.00	6900.00	41.18	-13.04
		SKR	4400.00	3800.00	3269.23	15.79	34.59
		PSH	3500.00	3625.00	8000.00	-3.45	-56.25
		BNU	4500.00	4500.00	5250.00	0.00	-14.29
		QTA	7200.00	5200.00	9000.00	38.46	-20.00
0122401. TOMATOES AVG. QLTY.	40 KG.	LAH	1315.00	1325.00	1575.00	-0.75	-16.51
		FAS	1700.00	1800.00	1800.00	-5.56	-5.56
		RAW	1875.00	1875.00	1975.00	0.00	-5.06
		MUL	1500.00	1300.00	1300.00	15.38	15.38
		GUJ	1625.00	1625.00	1475.00	0.00	10.17
		SAH	2100.00	1460.00	1600.00	43.84	31.25
		SAR	1480.00	1550.00	1450.00	-4.52	2.07
		SKT	2000.00	2000.00	2300.00	0.00	-13.04
		BPR	1560.00	1700.00	1560.00	-8.24	0.00
		GJT	1600.00	1600.00	1900.00	0.00	-15.79
		KAR	760.00	1320.00	840.00	-42.42	-9.52
		HYD	1400.00	1600.00	825.00	-12.50	69.70
		SKR	1000.00	1000.00	4500.00	0.00	-77.78
		LRK	2000.00	2000.00	2000.00	0.00	0.00
		MPK	600.00	720.00	720.00	-16.67	-16.67
		PSH	1700.00	1550.00	1600.00	9.68	6.25
		BNU	1700.00	1600.00	1140.00	6.25	49.12
		MNG	2100.00	1325.00	1675.00	58.49	25.37
		QTA	1480.00	1680.00	1800.00	-11.90	-17.78
0123201. PEAS (MATAR) AVG. QLTY.	100 KG.	LAH	5300.00	4300.00	4700.00	23.26	12.77
		FAS	5500.00	5500.00	2750.00	0.00	100.00
		RAW	4150.00	4250.00	4100.00	-2.35	1.22
		GUJ	5250.00	5250.00	4550.00	0.00	15.38
		SKT	6000.00	5000.00	5500.00	20.00	9.09
		KAR	6250.00	6250.00	5650.00	0.00	10.62
		SKR	6500.00	6500.00	3200.00	0.00	103.13
		MPK	6000.00	6500.00	3800.00	-7.69	57.89
		PSH	4500.00	4500.00	5500.00	0.00	-18.18
		BNU	5500.00	6000.00	4250.00	-8.33	29.41
		QTA	6000.00	5600.00	5000.00	7.14	20.00

Contd.

7.10 Intercity Wholesale Prices of Selected Commodities

Group/Commodity/Item Specification	Unit	City	Prices (Rs.)			% Change in Jan.,2015 Over	
			Jan., 2015	Dec., 2014	Jan., 2014	Dec., 2014	Jan., 2014
0124101. TURNIP AVG. QLTY.	100 KG.	LAH	1275.00	1550.00	1075.00	-17.74	18.60
		FAS	1100.00	1100.00	1100.00	0.00	0.00
		RAW	1675.00	1750.00	1225.00	-4.29	36.73
		MUL	1100.00	1300.00	900.00	-15.38	22.22
		SKT	1500.00	1500.00	1200.00	0.00	25.00
		KAR	950.00	1550.00	1025.00	-38.71	-7.32
		SKR	900.00	1000.00	2000.00	-10.00	-55.00
		PSH	1800.00	1100.00	1500.00	63.64	20.00
		MNG	1700.00	1775.00	1800.00	-4.23	-5.56
0124102. CARROT AVG. QLTY.	100 KG.	LAH	2175.00	3250.00	1075.00	-33.08	102.33
		FAS	1800.00	2500.00	1050.00	-28.00	71.43
		RAW	1775.00	2750.00	1625.00	-35.45	9.23
		MUL	1300.00	2750.00	900.00	-52.73	44.44
		GUJ	1750.00	3050.00	1450.00	-42.62	20.69
		SAR	2212.50	1080.00	1100.00	104.86	101.14
		SKT	2500.00	3500.00	2000.00	-28.57	25.00
		KAR	1550.00	2600.00	850.00	-40.38	82.35
		SKR	2000.00	3250.00	1100.00	-38.46	81.82
		MPK	1200.00	2500.00	900.00	-52.00	33.33
		PSH	2175.00	3100.00	1500.00	-29.84	45.00
		MNG	2575.00	4000.00	2000.00	-35.63	28.75
		0124201. GARLIC	40 KG.	LAH	6425.00	4475.00	5200.00
FAS	3800.00			3800.00	3550.00	0.00	7.04
RAW	3650.00			3650.00	3950.00	0.00	-7.59
SAR	5380.00			4140.00	3900.00	29.95	37.95
SKT	5100.00			4400.00	4200.00	15.91	21.43
GJT	4250.00			4000.00	3500.00	6.25	21.43
KAR	4200.00			4200.00	3600.00	0.00	16.67
HYD	4050.00			3650.00	3450.00	10.96	17.39
SKR	4000.00			3800.00	3600.00	5.26	11.11
PSH	5000.00			5550.00	4700.00	-9.91	6.38
MNG	4800.00			4600.00	4000.00	4.35	20.00
QTA	4200.00			4200.00	5600.00	0.00	-25.00
0124301. ONIONS DRY AVG. QLTY.	40 KG.			LAH	750.00	570.00	1275.00
		FAS	560.00	560.00	1100.00	0.00	-49.09
		RAW	712.50	625.00	1525.00	14.00	-53.28
		MUL	570.00	530.00	950.00	7.55	-40.00
		GUJ	600.00	600.00	1150.00	0.00	-47.83
		SAH	760.00	720.00	1000.00	5.56	-24.00
		SAR	680.00	580.00	1150.00	17.24	-40.87
		SKT	600.00	600.00	1700.00	0.00	-64.71
		BPR	740.00	680.00	1160.00	8.82	-36.21
		GJT	575.00	525.00	1125.00	9.52	-48.89
		KSR	725.00	540.00	1290.00	34.26	-43.80
		KAR	380.00	380.00	900.00	0.00	-57.78
		HYD	455.00	425.00	725.00	7.06	-37.24
		SKR	495.00	400.00	860.00	23.75	-42.44
		LRK	750.00	800.00	1400.00	-6.25	-46.43
MPK	380.00	320.00	800.00	18.75	-52.50		

Contd.

7.10 Intercity Wholesale Prices of Selected Commodities

Group/Commodity/Item Specification	Unit	City	Prices (Rs.)			% Change in Jan.,2015 Over	
			Jan., 2015	Dec., 2014	Jan., 2014	Dec., 2014	Jan., 2014
		NWB	600.00	600.00	1000.00	0.00	-40.00
		PSH	700.00	710.00	1450.00	-1.41	-51.72
		BNU	900.00	1000.00	1475.00	-10.00	-38.98
		MNG	1000.00	1050.00	1670.00	-4.76	-40.12
		QTA	530.00	850.00	900.00	-37.65	-41.11
0124901. RADDISH AVG. QLTY.	100 KG.	RAW	1725.00	1725.00	1250.00	0.00	38.00
		MUL	700.00	1450.00	1100.00	-51.72	-36.36
		GUJ	1650.00	1850.00	1250.00	-10.81	32.00
		SAR	650.00	1820.00	1100.00	-64.29	-40.91
		SKT	2250.00	1200.00	1500.00	87.50	50.00
		KAR	750.00	900.00	770.00	-16.67	-2.60
		MPK	1000.00	1000.00	1100.00	0.00	-9.09
		PSH	1100.00	900.00	1200.00	22.22	-8.33
007. Fresh Fruits							
0131201. BANANA AVG. QLTY.	DOZ.	LAH	45.25	45.25	49.00	0.00	-7.65
		FAS	42.50	42.50	42.50	0.00	0.00
		RAW	52.50	52.50	51.00	0.00	2.94
		MUL	62.50	47.50	42.50	31.58	47.06
		GUJ	47.50	47.50	41.00	0.00	15.85
		SKT	50.00	50.00	37.50	0.00	33.33
		BPR	52.50	47.50	47.50	10.53	10.53
		GJT	45.50	45.50	45.00	0.00	1.11
		KAR	29.00	37.00	23.50	-21.62	23.40
		HYD	39.00	39.00	32.00	0.00	21.88
		SKR	35.00	27.50	21.25	27.27	64.71
		MPK	25.00	25.00	15.00	0.00	66.67
		PSH	45.00	52.50	55.00	-14.29	-18.18
		MNG	60.00	70.00	55.00	-14.29	9.09
0131701. PAPAYA (PAPETA)	40 KG.	LAH	3350.00	3350.00	2150.00	0.00	55.81
		KAR	2700.00	4200.00	900.00	-35.71	200.00
		HYD	4000.00	3200.00	1650.00	25.00	142.42
		MPK	2800.00	2800.00	1800.00	0.00	55.56
0132301. MALTA AVG. QLTY.	100	LAH	690.00	735.00	825.00	-6.12	-16.36
		FAS	375.00	375.00	362.50	0.00	3.45
		RAW	687.50	687.50	637.50	0.00	7.84
		SAR	350.00	350.00	340.00	0.00	2.94
		KAR	750.00	1050.00	325.00	-28.57	130.77
		HYD	900.00	900.00	825.00	0.00	9.09
		PSH	750.00	750.00	900.00	0.00	-16.67
		QTA	340.00	380.00	700.00	-10.53	-51.43
0132302. KINO AVG. QLTY.	100	LAH	725.00	775.00	775.00	-6.45	-6.45
		FAS	350.00	275.00	312.50	27.27	12.00
		RAW	425.00	475.00	562.50	-10.53	-24.44
		SAR	360.00	310.00	210.00	16.13	71.43
		KAR	337.50	475.00	290.00	-28.95	16.38
		HYD	600.00	600.00	332.50	0.00	80.45
		PSH	550.00	550.00	425.00	0.00	29.41
		QTA	340.00	380.00	700.00	-10.53	-51.43
0134401. STRAWBURY	40 KG.	LAH	2900.00	2900.00	2100.00	0.00	38.10
		RAW	4650.00	4650.00	3425.00	0.00	35.77
		KAR	3800.00	3800.00	2900.00	0.00	31.03

Contd.

7.10 Intercity Wholesale Prices of Selected Commodities

Group/Commodity/Item Specification	Unit	City	Prices (Rs.)			% Change in Jan.,2015 Over			
			Jan., 2015	Dec., 2014	Jan., 2014	Dec., 2014	Jan., 2014		
0135101. APPLE AVG. QLTY.	40 KG.	SKR	3500.00	3500.00	3200.00	0.00	9.38		
		LAH	2850.00	2850.00	2650.00	0.00	7.55		
		RAW	2425.00	2350.00	1975.00	3.19	22.78		
		MUL	4000.00	3300.00	2500.00	21.21	60.00		
		KAR	1960.00	1640.00	1160.00	19.51	68.97		
		HYD	2350.00	2200.00	1700.00	6.82	38.24		
		SKR	1770.00	1540.00	1714.29	14.94	3.25		
		PSH	2900.00	2550.00	2450.00	13.73	18.37		
0135102. APPLE SUP. QLTY.	40 KG.	MNG	3900.00	3400.00	2900.00	14.71	34.48		
		QTA	3000.00	3800.00	3000.00	-21.05	0.00		
		LAH	5050.00	5050.00	4300.00	0.00	17.44		
		RAW	5350.00	5350.00	5125.00	0.00	4.39		
		GJT	4550.00	4550.00	4000.00	0.00	13.75		
		KAR	2720.00	2500.00	2162.50	8.80	25.78		
		PSH	3200.00	3100.00	3550.00	3.23	-9.86		
		MNG	4800.00	4000.00	3800.00	20.00	26.32		
0135901. GUAVA AVG. QLTY.	40 KG.	QTA	4000.00	4800.00	4000.00	-16.67	0.00		
		LAH	1810.00	2020.00	1825.00	-10.40	-0.82		
		RAW	2225.00	2425.00	1875.00	-8.25	18.67		
		MUL	2300.00	2300.00	1700.00	0.00	35.29		
		KAR	1240.00	1520.00	890.00	-18.42	39.33		
		HYD	1600.00	1600.00	1600.00	0.00	0.00		
		PSH	2200.00	2100.00	1550.00	4.76	41.94		
		QTA	1480.00	1880.00	2800.00	-21.28	-47.14		
0136101. WATER MELON	40 KG.	LAH	1050.00	1050.00	1425.00	0.00	-26.32		
		FAS	700.00	700.00	450.00	0.00	55.56		
		RAW	1375.00	1375.00	1235.00	0.00	11.34		
		MUL	750.00	750.00	750.00	0.00	0.00		
		KSR	925.00	925.00	1150.00	0.00	-19.57		
		KAR	1240.00	1240.00	645.00	0.00	92.25		
		HYD	1400.00	1400.00	1100.00	0.00	27.27		
		SKR	1000.00	1000.00	625.00	0.00	60.00		
		PSH	1100.00	1100.00	750.00	0.00	46.67		
		QTA	760.00	760.00	750.00	0.00	1.33		
		0136102. MUSK MELON (SARDA/GARMA)	40 KG.	LAH	1550.00	1550.00	2325.00	0.00	-33.33
				RAW	1275.00	1275.00	1275.00	0.00	0.00
SKT	1200.00			1200.00	1400.00	0.00	-14.29		
KAR	1500.00			1500.00	1220.00	0.00	22.95		
0136103. SWEET MELON (KHURBOZA)	40 KG.	PSH	1640.00	1640.00	1000.00	0.00	64.00		
		LAH	1750.00	1750.00	1550.00	0.00	12.90		
		RAW	3050.00	3050.00	1675.00	0.00	82.09		
		KAR	2100.00	2100.00	1100.00	0.00	90.91		
		HYD	2500.00	2500.00	1600.00	0.00	56.25		
008. Dry Fruits									
0138101. ALMOND KAGZI(IN SHELL)AVG. QLTY.	40 KG.	LAH	21800.00	21800.00	19000.00	0.00	14.74		
		RAW	14250.00	14250.00	10900.00	0.00	30.73		
		MUL	25000.00	25000.00	17000.00	0.00	47.06		
		KAR	19600.00	18800.00	15700.00	4.26	24.84		
		HYD	20000.00	19000.00	13650.00	5.26	46.52		
		MPK	24000.00	20000.00	14000.00	20.00	71.43		
		PSH	25000.00	24500.00	19250.00	2.04	29.87		

Contd.

7.10 Intercity Wholesale Prices of Selected Commodities

Group/Commodity/Item Specification	Unit	City	Prices (Rs.)			% Change in Jan.,2015 Over			
			Jan., 2015	Dec., 2014	Jan., 2014	Dec., 2014	Jan., 2014		
0138401. CHHOARA (DRY DATES) AVG. QLTY.	40 KG.	MNG	26400.00	26400.00	23200.00	0.00	13.79		
		QTA	13200.00	13200.00	12600.00	0.00	4.76		
		LAH	3100.00	3100.00	2900.00	0.00	6.90		
		FAS	2300.00	2300.00	1850.00	0.00	24.32		
		RAW	4150.00	4100.00	3775.00	1.22	9.93		
		MUL	3300.00	3100.00	3100.00	6.45	6.45		
		KAR	3860.00	3740.00	3680.00	3.21	4.89		
		HYD	3260.00	3000.00	2750.00	8.67	18.55		
		MPK	2000.00	1800.00	1800.00	11.11	11.11		
		PSH	2300.00	2300.00	2825.00	0.00	-18.58		
0138501. PISTACHIO(WITHOUT SHELL)AVG. QLTY	40 KG.	BNU	3700.00	3700.00	4000.00	0.00	-7.50		
		LAH	74500.00	74500.00	67000.00	0.00	11.19		
		RAW	82750.00	82750.00	72250.00	0.00	14.53		
		MUL	81000.00	81000.00	87000.00	0.00	-6.90		
		KAR	82000.00	82000.00	62400.00	0.00	31.41		
		HYD	84000.00	84000.00	83250.00	0.00	0.90		
		SKR	83500.00	83500.00	96000.00	0.00	-13.02		
		PSH	78000.00	76000.00	60000.00	2.63	30.00		
		QTA	58000.00	58000.00	58000.00	0.00	0.00		
		LAH	10250.00	10250.00	5700.00	0.00	79.82		
0138901. COCONUT DRY AVG. QLTY.	40 KG.	MUL	9300.00	9500.00	7900.00	-2.11	17.72		
		GJT	9600.00	10600.00	8200.00	-9.43	17.07		
		KAR	9400.00	10200.00	7200.00	-7.84	30.56		
		HYD	10200.00	10000.00	7850.00	2.00	29.94		
		SKR	9200.00	10400.00	8000.00	-11.54	15.00		
		MPK	9400.00	10000.00	8000.00	-6.00	17.50		
		PSH	10000.00	10550.00	7100.00	-5.21	40.85		
		MNG	10400.00	10400.00	8400.00	0.00	23.81		
		009. Cotton Seeds							
		0143101. COTTON SEEDS	40 KG.	FAS	1150.00	1050.00	1150.00	9.52	0.00
MUL	1125.00			1125.00	1225.00	0.00	-8.16		
SAH	985.00			985.00	1200.00	0.00	-17.92		
SAR	1237.50			1200.00	925.00	3.13	33.78		
SKT	1466.00			1300.00	1150.00	12.77	27.48		
KSR	1425.00			1425.00	1425.00	0.00	0.00		
KAR	2040.00			1940.00	1890.00	5.15	7.94		
HYD	1090.00			1137.50	960.00	-4.18	13.54		
010. Other Oil Seeds									
0144201. MUSTARD SEEDS	40 KG.	FAS	2500.00	2650.00	2350.00	-5.66	6.38		
		MUL	2350.00	2350.00	2600.00	0.00	-9.62		
		SAH	2425.00	2550.00	2500.00	-4.90	-3.00		
		BPR	2650.00	2650.00	2650.00	0.00	0.00		
		KSR	2750.00	2750.00	2750.00	0.00	0.00		
		KAR	2540.00	2480.00	2450.00	2.42	3.67		
		HYD	2400.00	2400.00	2400.00	0.00	0.00		
		MPK	2510.00	2500.00	2400.00	0.40	4.58		
		NWB	2800.00	2800.00	3000.00	0.00	-6.67		
		PSH	3200.00	3100.00	2680.00	3.23	19.40		
011. Edible Roots / Potatoes									
0151001. POTATOES WHITE AVG. QLTY.	40 KG.	KAR	540.00	760.00	890.00	-28.95	-39.33		
		HYD	1000.00	1000.00	765.00	0.00	30.72		

Contd.

7.10 Intercity Wholesale Prices of Selected Commodities

Group/Commodity/Item Specification	Unit	City	Prices (Rs.)			% Change in Jan.,2015 Over			
			Jan., 2015	Dec., 2014	Jan., 2014	Dec., 2014	Jan., 2014		
0151002. POTATOES RED AVG. QLTY.	40 KG.	SKR	560.00	1000.00	800.00	-44.00	-30.00		
		MPK	600.00	800.00	720.00	-25.00	-16.67		
		QTA	840.00	1240.00	950.00	-32.26	-11.58		
		LAH	900.00	1300.00	860.00	-30.77	4.65		
		FAS	750.00	1050.00	700.00	-28.57	7.14		
		RAW	812.50	1375.00	1025.00	-40.91	-20.73		
		MUL	1100.00	1100.00	750.00	0.00	46.67		
		GUJ	775.00	1100.00	850.00	-29.55	-8.82		
		SAH	825.00	1100.00	940.00	-25.00	-12.23		
		SAR	880.00	1097.50	760.00	-19.82	15.79		
		SKT	1000.00	1280.00	950.00	-21.88	5.26		
		BPR	840.00	1160.00	920.00	-27.59	-8.70		
		PSH	840.00	1450.00	1020.00	-42.07	-17.65		
		MNG	1025.00	1800.00	1060.00	-43.06	-3.30		
012. Stimulant & Spice Crops									
0165201. RED CHILLIES DRY(WHOLE)	40 KG.	LAH	9425.00	9425.00	5900.00	0.00	59.75		
		FAS	7800.00	7800.00	5850.00	0.00	33.33		
		RAW	9250.00	9250.00	6525.00	0.00	41.76		
		MUL	7900.00	7900.00	6100.00	0.00	29.51		
		KAR	9000.00	9000.00	3910.00	0.00	130.18		
		HYD	7500.00	7500.00	6000.00	0.00	25.00		
		MPK	7500.00	7500.00	6200.00	0.00	20.97		
		PSH	8200.00	8650.00	6200.00	-5.20	32.26		
		QTA	10600.00	10600.00	10600.00	0.00	0.00		
		0165401. CUMINSEED WHITE 50 G.PKT.NAT.	EACH	LAH	48.90	46.80	46.80	4.49	4.49
				FAS	48.28	48.28	48.28	0.00	0.00
				RAW	46.00	46.00	46.00	0.00	0.00
				MUL	48.67	48.67	48.67	0.00	0.00
				KAR	50.00	50.00	42.00	0.00	19.05
HYD	52.00			52.00	50.00	0.00	4.00		
MPK	40.45			40.45	40.45	0.00	0.00		
PSH	51.00			51.00	47.00	0.00	8.51		
0165402. CARDAMOM LARGE	40 KG.	MNG	45.00	50.00	50.00	-10.00	-10.00		
		QTA	46.00	46.00	46.00	0.00	0.00		
		LAH	98500.00	90500.00	82000.00	8.84	20.12		
		RAW	71750.00	70500.00	72250.00	1.77	-0.69		
		MUL	121000.00	107500.00	79000.00	12.56	53.16		
		KAR	110000.00	102000.00	78000.00	7.84	41.03		
		HYD	108000.00	107500.00	74750.00	0.47	44.48		
		MPK	110000.00	105000.00	80000.00	4.76	37.50		
		PSH	122000.00	109000.00	76000.00	11.93	60.53		
		QTA	104000.00	104000.00	82000.00	0.00	26.83		
		0165403. CARDAMOM SMALL	KG.	LAH	1090.00	1090.00	1125.00	0.00	-3.11
				RAW	1725.00	1725.00	1775.00	0.00	-2.82
				MUL	1300.00	1300.00	1100.00	0.00	18.18
				KAR	1225.00	1225.00	1355.00	0.00	-9.59
HYD	1400.00			1400.00	1400.00	0.00	0.00		
MPK	1000.00			900.00	800.00	11.11	25.00		
PSH	1250.00			1150.00	1150.00	8.70	8.70		
QTA	925.00			925.00	2600.00	0.00	-64.42		

Contd.

7.10 Intercity Wholesale Prices of Selected Commodities

Group/Commodity/Item Specification	Unit	City	Prices (Rs.)			% Change in Jan.,2015 Over			
			Jan., 2015	Dec., 2014	Jan., 2014	Dec., 2014	Jan., 2014		
0165501. CINNAMON	40 KG.	RAW	8450.00	8450.00	6125.00	0.00	37.96		
		MUL	12750.00	12250.00	8100.00	4.08	57.41		
		KAR	9800.00	9800.00	8000.00	0.00	22.50		
		PSH	10000.00	10000.00	9250.00	0.00	8.11		
		QTA	5100.00	5100.00	5100.00	0.00	0.00		
0165701. GINGER GREEN	40 KG.	LAH	6335.00	7380.00	7250.00	-14.16	-12.62		
		FAS	5400.00	5400.00	5250.00	0.00	2.86		
		RAW	7050.00	7650.00	7350.00	-7.84	-4.08		
		SAR	5760.00	8320.00	7350.00	-30.77	-21.63		
		SKT	5800.00	5600.00	6000.00	3.57	-3.33		
		KAR	3700.00	5400.00	7000.00	-31.48	-47.14		
		HYD	8000.00	8800.00	7100.00	-9.09	12.68		
		SKR	4250.00	7143.00	7700.00	-40.50	-44.81		
		PSH	5400.00	10900.00	7100.00	-50.46	-23.94		
		MNG	8000.00	8800.00	9600.00	-9.09	-16.67		
		QTA	4200.00	4200.00	5600.00	0.00	-25.00		
		013. Pulses							
0170101. KIDNEY BEANS DRY WHOLE (LOBIA)	40 KG.	LAH	5450.00	5450.00	4550.00	0.00	19.78		
		RAW	4825.00	4825.00	4375.00	0.00	10.29		
		MUL	4100.00	4100.00	4100.00	0.00	0.00		
		KSR	5650.00	5650.00	5700.00	0.00	-0.88		
		KAR	4300.00	4300.00	3760.00	0.00	14.36		
		HYD	3000.00	3200.00	3250.00	-6.25	-7.69		
		PSH	3650.00	3650.00	5000.00	0.00	-27.00		
		BNU	4500.00	4500.00	5000.00	0.00	-10.00		
		QTA	3000.00	3000.00	3300.00	0.00	-9.09		
		0170401. MASOOR WHOLE AVG. QLTY.	100 KG.	LAH	9950.00	9950.00	9350.00	0.00	6.42
				FAS	9250.00	9250.00	8350.00	0.00	10.78
				RAW	11250.00	11250.00	10250.00	0.00	9.76
				MUL	10350.00	10350.00	8450.00	0.00	22.49
SAR	10750.00			10550.00	9000.00	1.90	19.44		
SKT	12000.00			11000.00	7500.00	9.09	60.00		
BPR	11750.00			11750.00	8600.00	0.00	36.63		
GJT	10500.00			10500.00	8750.00	0.00	20.00		
KSR	10200.00			10200.00	9375.00	0.00	8.80		
KAR	10250.00			10100.00	8850.00	1.49	15.82		
0170402. MASOOR SPLIT AVG. QLTY.	100 KG.	HYD	9800.00	9800.00	8450.00	0.00	15.98		
		SKR	9500.00	9500.00	9000.00	0.00	5.56		
		LRK	10600.00	10500.00	0.00	0.95	-----		
		MPK	10500.00	10300.00	10000.00	1.94	5.00		
		PSH	12050.00	12050.00	9500.00	0.00	26.84		
		QTA	13000.00	13000.00	11750.00	0.00	10.64		
		LAH	10800.00	10800.00	10750.00	0.00	0.47		
		FAS	9900.00	9900.00	9250.00	0.00	7.03		
		RAW	12900.00	12900.00	11250.00	0.00	14.67		
		MUL	11100.00	11550.00	9500.00	-3.90	16.84		
0170402. MASOOR SPLIT AVG. QLTY.	100 KG.	SAR	12600.00	12250.00	11000.00	2.86	14.55		
		SKT	6000.00	12250.00	9250.00	-51.02	-35.14		
		BPR	12750.00	12750.00	10000.00	0.00	27.50		
		GJT	12500.00	12500.00	12000.00	0.00	4.17		
		KAR	11250.00	11100.00	9400.00	1.35	19.68		

Contd.

7.10 Intercity Wholesale Prices of Selected Commodities

Group/Commodity/Item Specification	Unit	City	Prices (Rs.)			% Change in Jan.,2015 Over	
			Jan., 2015	Dec., 2014	Jan., 2014	Dec., 2014	Jan., 2014
		HYD	11500.00	11500.00	9350.00	0.00	22.99
		SKR	12500.00	12000.00	12000.00	4.17	4.17
		LRK	11600.00	11750.00	10500.00	-1.28	10.48
		MPK	11600.00	11600.00	10200.00	0.00	13.73
		PSH	12050.00	12050.00	9500.00	0.00	26.84
		QTA	13600.00	13600.00	11650.00	0.00	16.74
0170901. GRAM WHOLE YELLOW AVG. QLTY.	100 KG.	LAH	8917.50	5000.00	5500.00	78.35	62.14
		FAS	5400.00	5400.00	6175.00	0.00	-12.55
		RAW	9050.00	9050.00	8750.00	0.00	3.43
		MUL	8300.00	8100.00	8300.00	2.47	0.00
		SAR	6075.00	6750.00	7900.00	-10.00	-23.10
		BPR	9250.00	9250.00	8500.00	0.00	8.82
		GJT	8500.00	8500.00	8500.00	0.00	0.00
		KAR	8300.00	8300.00	8400.00	0.00	-1.19
		HYD	9000.00	9000.00	9000.00	0.00	0.00
		SKR	9500.00	9000.00	8750.00	5.56	8.57
		MPK	8300.00	8000.00	8800.00	3.75	-5.68
		PSH	8350.00	8350.00	8900.00	0.00	-6.18
		BNU	9375.00	9375.00	9000.00	0.00	4.17
		QTA	13500.00	13500.00	12750.00	0.00	5.88
0170902. GRAM SPLIT AVG. QLTY.	100 KG.	LAH	6512.50	5450.00	4650.00	19.50	40.05
		FAS	5300.00	5300.00	4775.00	0.00	10.99
		RAW	6950.00	6550.00	6650.00	6.11	4.51
		MUL	6750.00	6450.00	5450.00	4.65	23.85
		GUJ	7000.00	6400.00	5550.00	9.38	26.13
		SAR	6225.00	6475.00	5250.00	-3.86	18.57
		SKT	6200.00	6100.00	6000.00	1.64	3.33
		BPR	6750.00	6450.00	5500.00	4.65	22.73
		GJT	6875.00	6500.00	5250.00	5.77	30.95
		KAR	6300.00	6100.00	4900.00	3.28	28.57
		HYD	6500.00	6200.00	6650.00	4.84	-2.26
		SKR	7000.00	6000.00	5725.00	16.67	22.27
		MPK	6500.00	6500.00	5600.00	0.00	16.07
		PSH	7500.00	7100.00	6100.00	5.63	22.95
		BNU	7200.00	6700.00	6000.00	7.46	20.00
		QTA	9000.00	8000.00	7500.00	12.50	20.00
0170903. MASH WHOLE AVG. QLTY.	100 KG.	LAH	13400.00	12650.00	9300.00	5.93	44.09
		FAS	10500.00	10500.00	9250.00	0.00	13.51
		RAW	13000.00	13000.00	9750.00	0.00	33.33
		MUL	11375.00	11375.00	9100.00	0.00	25.00
		SKT	13000.00	13000.00	11500.00	0.00	13.04
		KSR	13000.00	13000.00	8850.00	0.00	46.89
		KAR	12250.00	12250.00	8950.00	0.00	36.87
0170904. MASH SPLIT AVG. QLTY.	100 KG.	LAH	15650.00	14750.00	12250.00	6.10	27.76
		FAS	12000.00	12000.00	10675.00	0.00	12.41
		RAW	14250.00	14250.00	12250.00	0.00	16.33
		MUL	14250.00	14100.00	10750.00	1.06	32.56
		SKT	15000.00	14250.00	12500.00	5.26	20.00
		KSR	15350.00	15250.00	11300.00	0.66	35.84
		KAR	13250.00	13250.00	9650.00	0.00	37.31
		HYD	12700.00	12700.00	9750.00	0.00	30.26

Contd.

7.10 Intercity Wholesale Prices of Selected Commodities

Group/Commodity/Item Specification	Unit	City	Prices (Rs.)			% Change in Jan.,2015 Over	
			Jan., 2015	Dec., 2014	Jan., 2014	Dec., 2014	Jan., 2014
		SKR	13500.00	11250.00	11500.00	20.00	17.39
		MPK	13000.00	13200.00	11200.00	-1.52	16.07
		PSH	15150.00	14400.00	10500.00	5.21	44.29
		MNG	13750.00	14250.00	9390.00	-3.51	46.43
		QTA	18200.00	17200.00	11900.00	5.81	52.94
0170905. MOONG WHOLE AVG. QLTY.	100 KG.	LAH	12850.00	12550.00	10833.33	2.39	18.62
		FAS	13125.00	13125.00	11250.00	0.00	16.67
		RAW	13550.00	13550.00	11400.00	0.00	18.86
		MUL	14300.00	14750.00	11900.00	-3.05	20.17
		SKT	14000.00	11000.00	10500.00	27.27	33.33
		GJT	14500.00	12000.00	10750.00	20.83	34.88
		KSR	13650.00	13650.00	11250.00	0.00	21.33
		KAR	13250.00	13250.00	9100.00	0.00	45.60
		SKR	11250.00	11250.00	11250.00	0.00	0.00
		PSH	13700.00	12250.00	11200.00	11.84	22.32
		MNG	13100.00	12000.00	10200.00	9.17	28.43
		QTA	18700.00	18100.00	12500.00	3.31	49.60
0170906. MOONG SPLIT AVG. QLTY.	100 KG.	LAH	13900.00	13650.00	12100.00	1.83	14.88
		FAS	14500.00	14500.00	12250.00	0.00	18.37
		RAW	13900.00	13900.00	12650.00	0.00	9.88
		MUL	14750.00	14250.00	12100.00	3.51	21.90
		SKT	14000.00	11500.00	12500.00	21.74	12.00
		GJT	15500.00	13500.00	12000.00	14.81	29.17
		KAR	14250.00	14250.00	11400.00	0.00	25.00
		HYD	15500.00	15000.00	12100.00	3.33	28.10
		SKR	14500.00	13000.00	13250.00	11.54	9.43
		MPK	16800.00	15800.00	13200.00	6.33	27.27
		PSH	15550.00	14600.00	11800.00	6.51	31.78
		MNG	14800.00	14000.00	11200.00	5.71	32.14
		QTA	18200.00	17600.00	12200.00	3.41	49.18
014. Sugar Crops							
0180206. SUGAR CANE (OPEN MARKET)	40 KG.	FAS	177.50	177.50	177.50	0.00	0.00
		HYD	182.00	175.00	175.00	4.00	4.00
		PSH	212.00	180.00	180.00	17.78	17.78
015. Fibre Crops							
0192101. COTTON SPOT RATE EX-KAR.	40 KG.	KAR	5398.00	5197.00	7670.25	3.87	-29.62
0192201. JUTE BAGS LOCAL	100	LAH	12250.00	12250.00	11250.00	0.00	8.89
		FAS	9000.00	9000.00	9000.00	0.00	0.00
		KAR	11250.00	10750.00	9350.00	4.65	20.32
		PSH	9500.00	9500.00	9500.00	0.00	0.00
016. Unmanufactured Tobacco							
0197001. TOBACCO SIND KARO	40 KG.	SAR	5175.00	5175.00	4200.00	0.00	23.21
		SKR	2200.00	2200.00	2200.00	0.00	0.00
		LRK	2500.00	2500.00	1890.00	0.00	32.28
0197002. TOBACCO DESI(MITHA)	40 KG.	LAH	5450.00	5450.00	5050.00	0.00	7.92
		SAR	6550.00	6550.00	5850.00	0.00	11.97
		HYD	5000.00	5000.00	4000.00	0.00	25.00
		QTA	2800.00	2800.00	2545.00	0.00	10.02
0197003. TOBACCO SUFAID PATHA	40 KG.	MUL	7100.00	7100.00	6400.00	0.00	10.94
		SAR	4795.00	4795.00	3250.00	0.00	47.54
		KAR	2690.00	2690.00	2690.00	0.00	0.00

Contd.

7.10 Intercity Wholesale Prices of Selected Commodities

Group/Commodity/Item Specification	Unit	City	Prices (Rs.)			% Change in Jan.,2015 Over			
			Jan., 2015	Dec., 2014	Jan., 2014	Dec., 2014	Jan., 2014		
0197004. TOBACCO HUKKA TWISTED	40 KG.	HYD	4500.00	4500.00	3250.00	0.00	38.46		
		QTA	5415.00	5415.00	5415.00	0.00	0.00		
		LAH	4450.00	4450.00	4300.00	0.00	3.49		
		RAW	2475.00	2475.00	2375.00	0.00	4.21		
		MUL	4700.00	4700.00	4300.00	0.00	9.30		
		KSR	4650.00	4650.00	4200.00	0.00	10.71		
0197005. TOBACCO HUKKA PREPARED	40 KG.	HYD	5000.00	5000.00	4100.00	0.00	21.95		
		SKR	3600.00	3600.00	2800.00	0.00	28.57		
		QTA	2970.00	2970.00	2970.00	0.00	0.00		
		LAH	3850.00	3850.00	3300.00	0.00	16.67		
		RAW	1375.00	1375.00	1275.00	0.00	7.84		
		MUL	1500.00	1500.00	1000.00	0.00	50.00		
017. Poultry	1 KG.	KSR	3700.00	3700.00	3200.00	0.00	15.63		
		LRK	1500.00	1500.00	1400.00	0.00	7.14		
		QTA	1530.00	1530.00	1530.00	0.00	0.00		
		0215101. CHICKEN FARM(LIVE)	LAH	134.50	131.50	144.50	2.28	-6.92	
		FAS	140.00	137.50	170.00	1.82	-17.65		
		RAW	141.00	145.50	162.50	-3.09	-13.23		
018. Raw Milk from Bovine Animals	40 LTR.	MUL	149.00	131.00	162.50	13.74	-8.31		
		GUJ	137.00	127.00	160.00	7.87	-14.38		
		SKT	142.00	130.00	172.00	9.23	-17.44		
		BPR	148.00	140.00	174.00	5.71	-14.94		
		KAR	173.00	155.00	199.00	11.61	-13.07		
		HYD	160.00	140.00	200.00	14.29	-20.00		
		SKR	150.00	125.00	192.00	20.00	-21.88		
		MPK	154.00	132.00	175.00	16.67	-12.00		
		PSH	160.00	146.00	166.00	9.59	-3.61		
		MNG	210.00	177.00	190.00	18.64	10.53		
		QTA	180.00	180.00	205.00	0.00	-12.20		
		0221101. FRESH MILK	40 LTR.	LAH	3000.00	3000.00	2020.00	0.00	48.51
				FAS	2200.00	2200.00	2000.00	0.00	10.00
RAW	2975.00			2975.00	2575.00	0.00	15.53		
MUL	2450.00			2450.00	2300.00	0.00	6.52		
SAH	2000.00			2000.00	1650.00	0.00	21.21		
SKT	2600.00			2600.00	2200.00	0.00	18.18		
KSR	2225.00			2225.00	2000.00	0.00	11.25		
KAR	3000.00			3000.00	2480.00	0.00	20.97		
HYD	2800.00			2800.00	2650.00	0.00	5.66		
SKR	2800.00			2800.00	2775.00	0.00	0.90		
MPK	2560.00			2560.00	2560.00	0.00	0.00		
PSH	2400.00			2400.00	2200.00	0.00	9.09		
BNU	2600.00			2600.00	2200.00	0.00	18.18		
QTA	2800.00	2800.00	2800.00	0.00	0.00				
019. Eggs	EACH	0231001. EGGS FARM CRATE OF 30 DOZ.	LAH	3240.00	3000.00	2820.00	8.00	14.89	
		FAS	3240.00	3000.00	2760.00	8.00	17.39		
		RAW	3225.00	2975.00	2825.00	8.40	14.16		
		MUL	3350.00	3050.00	2850.00	9.84	17.54		
		GUJ	3360.00	3240.00	2700.00	3.70	24.44		

Contd.

7.10 Intercity Wholesale Prices of Selected Commodities

Group/Commodity/Item Specification	Unit	City	Prices (Rs.)			% Change in Jan.,2015 Over	
			Jan., 2015	Dec., 2014	Jan., 2014	Dec., 2014	Jan., 2014
		SKT	3400.00	3150.00	2925.00	7.94	16.24
		BPR	3300.00	3120.00	2820.00	5.77	17.02
		KAR	3390.00	3195.00	3270.00	6.10	3.67
		HYD	3360.00	3300.00	3240.00	1.82	3.70
		SKR	3200.00	3200.00	3000.00	0.00	6.67
		MPK	3240.00	3060.00	3240.00	5.88	0.00
		PSH	3250.00	3100.00	2750.00	4.84	18.18
		MNG	3415.00	3250.00	2475.00	5.08	37.98
		QTA	3000.00	3000.00	3200.00	0.00	-6.25
020. Raw Animal Materials / Wool							
0294201. WOOL PAK. SUPERIOR WHITE	40 KG.	LAH	1750.00	1575.00	775.00	11.11	125.81
		MUL	2550.00	2550.00	2500.00	0.00	2.00
		KAR	3700.00	3700.00	2820.00	0.00	31.21
		BNU	2500.00	2500.00	2500.00	0.00	0.00
0294202. WOOL PAK. SUPERIOR YELLOW	40 KG.	LAH	1600.00	1375.00	862.50	16.36	85.51
		MUL	1900.00	1900.00	2300.00	0.00	-17.39
		KAR	3700.00	3700.00	2820.00	0.00	31.21
		BNU	2250.00	2250.00	2250.00	0.00	0.00
0294203. WOOL PAK MEDIUM WHITE	40 KG.	LAH	1650.00	1300.00	740.00	26.92	122.97
		MUL	2050.00	2050.00	2100.00	0.00	-2.38
		KAR	3200.00	3200.00	2410.00	0.00	32.78
		BNU	2100.00	2100.00	2100.00	0.00	0.00
0294204. WOOL PAK.MEDIUM YELLOW	40 KG.	LAH	1300.00	1175.00	640.00	10.64	103.13
		MUL	1650.00	1650.00	1600.00	0.00	3.13
		KAR	3000.00	3000.00	2270.00	0.00	32.16
		BNU	1850.00	1850.00	1850.00	0.00	0.00
0294205. WOOL COLOURED LIGHT	40 KG.	LAH	925.00	925.00	825.00	0.00	12.12
		MUL	1050.00	1050.00	1300.00	0.00	-19.23
		KAR	2300.00	2300.00	1900.00	0.00	21.05
		BNU	1600.00	1600.00	1450.00	0.00	10.34
0294206. WOOL COLOURED DARK	40 KG.	LAH	825.00	825.00	800.00	0.00	3.13
		MUL	850.00	850.00	900.00	0.00	-5.56
		KAR	2200.00	2200.00	1835.00	0.00	19.89
		BNU	1500.00	1500.00	1450.00	0.00	3.45
021. Hides & Fur Skins, Raw							
0295101. HIDES WET SALTED COW MEDIUM	EACH	LAH	3100.00	1975.00	1975.00	56.96	56.96
		RAW	2550.00	2550.00	1975.00	0.00	29.11
		MUL	3100.00	3500.00	3500.00	-11.43	-11.43
		SKT	3000.00	3000.00	2950.00	0.00	1.69
		KSR	2250.00	1925.00	1925.00	16.88	16.88
		KAR	4000.00	4000.00	3900.00	0.00	2.56
		HYD	3000.00	3000.00	2000.00	0.00	50.00
		BNU	1700.00	1700.00	1450.00	0.00	17.24
		QTA	3500.00	3500.00	3000.00	0.00	16.67
0295102. HIDES WET SALTED BUFFALO MEDIUM	EACH	LAH	1900.00	1675.00	1675.00	13.43	13.43
		RAW	2550.00	2550.00	1975.00	0.00	29.11
		MUL	3250.00	3250.00	3400.00	0.00	-4.41
		SKT	3000.00	3000.00	2950.00	0.00	1.69
		KSR	1800.00	1625.00	1625.00	10.77	10.77
		KAR	2700.00	2700.00	2650.00	0.00	1.89
		HYD	1850.00	1850.00	1850.00	0.00	0.00

Contd.

7.10 Intercity Wholesale Prices of Selected Commodities

Group/Commodity/Item Specification	Unit	City	Prices (Rs.)			% Change in Jan.,2015 Over	
			Jan., 2015	Dec., 2014	Jan., 2014	Dec., 2014	Jan., 2014
0295103. HIDES WET SALTED CALF MEDIUM	EACH	BNU	1900.00	1900.00	1825.00	0.00	4.11
		QTA	2400.00	2400.00	2400.00	0.00	0.00
		LAH	1450.00	1225.00	1225.00	18.37	18.37
		RAW	2150.00	2150.00	1075.00	0.00	100.00
		MUL	1450.00	1250.00	1650.00	16.00	-12.12
		SKT	700.00	700.00	500.00	0.00	40.00
		KSR	1400.00	975.00	975.00	43.59	43.59
		KAR	3900.00	3900.00	1700.00	0.00	129.41
		HYD	2050.00	2050.00	2050.00	0.00	0.00
0295301. SHEEP SKIN MEDIUM	100	BNU	900.00	900.00	750.00	0.00	20.00
		QTA	2300.00	2300.00	2300.00	0.00	0.00
		RAW	29500.00	29500.00	23500.00	0.00	25.53
		MUL	29000.00	29000.00	32500.00	0.00	-10.77
		KSR	22000.00	22000.00	22000.00	0.00	0.00
		KAR	42500.00	42500.00	48750.00	0.00	-12.82
		HYD	20500.00	20500.00	20500.00	0.00	0.00
		PSH	36500.00	36500.00	35000.00	0.00	4.29
		QTA	50000.00	50000.00	50000.00	0.00	0.00
0295302. SHEEP SKIN LARGE	100	LAH	39000.00	39000.00	39000.00	0.00	0.00
		RAW	35500.00	35500.00	29500.00	0.00	20.34
		MUL	34000.00	34000.00	47500.00	0.00	-28.42
		KSR	30500.00	30500.00	30500.00	0.00	0.00
		KAR	55500.00	55500.00	63750.00	0.00	-12.94
		HYD	31500.00	31500.00	31500.00	0.00	0.00
		PSH	53500.00	53500.00	52000.00	0.00	2.88
		QTA	55000.00	55000.00	60000.00	0.00	-8.33
		LAH	40000.00	31000.00	31000.00	29.03	29.03
0295401. GOAT SKIN LARGE	100	RAW	34500.00	34500.00	28250.00	0.00	22.12
		KSR	37000.00	27500.00	27500.00	34.55	34.55
		KAR	37500.00	37500.00	52750.00	0.00	-28.91
		HYD	36500.00	36500.00	36500.00	0.00	0.00
		PSH	35000.00	35000.00	32000.00	0.00	9.38
		QTA	43500.00	43500.00	46500.00	0.00	-6.45
		LAH	49000.00	41000.00	41000.00	19.51	19.51
		RAW	35500.00	35500.00	29750.00	0.00	19.33
		MUL	52500.00	52500.00	57500.00	0.00	-8.70
0295402. GOAT SKIN EXTRA LARGE	100	KSR	45000.00	39500.00	39500.00	13.92	13.92
		KAR	49250.00	49250.00	64500.00	0.00	-23.64
		HYD	36750.00	36750.00	36750.00	0.00	0.00
		PSH	40000.00	36000.00	35000.00	11.11	14.29
		QTA	52500.00	52500.00	52500.00	0.00	0.00
		LAH	29000.00	29000.00	29000.00	0.00	0.00
		RAW	30750.00	30750.00	24750.00	0.00	24.24
		MUL	34000.00	34000.00	37500.00	0.00	-9.33
		SKT	35000.00	35000.00	42500.00	0.00	-17.65
0295403. GOAT SKIN MEDIUM	100	KSR	24500.00	24500.00	24500.00	0.00	0.00
		KAR	24500.00	24500.00	46000.00	0.00	-46.74
		PSH	29000.00	29000.00	25000.00	0.00	16.00
		QTA	37500.00	37500.00	37500.00	0.00	0.00

Contd.

7.10 Intercity Wholesale Prices of Selected Commodities

Group/Commodity/Item Specification	Unit	City	Prices (Rs.)			% Change in Jan.,2015 Over	
			Jan., 2015	Dec., 2014	Jan., 2014	Dec., 2014	Jan., 2014
			0295404. GOAT SKIN SMALL	100	LAH	21000.00	21000.00
		RAW	29750.00	29750.00	23750.00	0.00	25.26
		SKT	15000.00	15000.00	15000.00	0.00	0.00
		KSR	18500.00	18500.00	18500.00	0.00	0.00
		KAR	26500.00	26500.00	33875.00	0.00	-21.77
		PSH	20000.00	20000.00	18000.00	0.00	11.11
		QTA	27000.00	27000.00	27000.00	0.00	0.00
022. Fuel Wood in Logs							
0313001. FIRE WOOD MIXED DRY	40 KG.	LAH	690.00	610.00	540.00	13.11	27.78
		FAS	380.00	380.00	380.00	0.00	0.00
		RAW	625.00	562.50	537.50	11.11	16.28
		MUL	450.00	450.00	400.00	0.00	12.50
		GJT	470.00	470.00	470.00	0.00	0.00
		KAR	520.00	520.00	455.00	0.00	14.29
		HYD	350.00	350.00	350.00	0.00	0.00
		SKR	375.00	375.00	350.00	0.00	7.14
		LRK	400.00	400.00	425.00	0.00	-5.88
		PSH	650.00	650.00	610.00	0.00	6.56
		MNG	500.00	500.00	500.00	0.00	0.00
		QTA	465.00	465.00	465.00	0.00	0.00
023. Fish Live Fresh or Chilled							
0411901. FISH RAHU RIVER	40 KG.	LAH	10650.00	9900.00	9100.00	7.58	17.03
		RAW	6475.00	6475.00	6175.00	0.00	4.86
		MUL	10300.00	10250.00	9100.00	0.49	13.19
		HYD	8000.00	8000.00	8000.00	0.00	0.00
		SKR	10500.00	10500.00	8800.00	0.00	19.32
		PSH	9500.00	9500.00	7600.00	0.00	25.00
0411902. FISH RAHU SEA	40 KG.	KAR	4100.00	3900.00	3100.00	5.13	32.26
0411903. FISH SURMAI (SEA)	40 KG.	KAR	8800.00	8200.00	7600.00	7.32	15.79
2. Ores/Minerals, Elec., Gas & Water							
024. Coal not Agglomerated							
1101001. COAL	MT.	LAH	14250.00	14250.00	14250.00	0.00	0.00
025. Natural Gas Liquified							
1202001. SUI GAS GENERAL INDUSRIAL USE	MMBTU	KAR	571.23	571.23	571.23	0.00	0.00
1202002. LPG	KG.	LAH	144.50	114.75	124.00	25.93	16.53
		RAW	140.00	126.00	129.00	11.11	8.53
		KAR	120.00	110.00	120.00	9.09	0.00
		PSH	170.00	140.00	160.00	21.43	6.25
		QTA	165.00	150.00	137.00	10.00	20.44
1202003. CNG	KG.	KAR	73.93	73.93	70.20	0.00	5.31
026. Salt & Pure Sodium Chloride							
1620001. SALT CRUSHED LAHORI	40 KG.	LAH	195.00	195.00	147.50	0.00	32.20
		RAW	345.00	345.00	305.00	0.00	13.11
		MUL	280.00	280.00	280.00	0.00	0.00
		GJT	240.00	240.00	125.00	0.00	92.00
		KAR	325.00	325.00	325.00	0.00	0.00
		SKR	275.00	275.00	275.00	0.00	0.00
		PSH	200.00	200.00	200.00	0.00	0.00
1620002. SEA SALT	40 KG.	LAH	195.00	195.00	195.00	0.00	0.00
		FAS	400.00	400.00	400.00	0.00	0.00
		KAR	122.50	122.50	122.50	0.00	0.00

Contd.

7.10 Intercity Wholesale Prices of Selected Commodities

Group/Commodity/Item Specification	Unit	City	Prices (Rs.)			% Change in Jan.,2015 Over	
			Jan., 2015	Dec., 2014	Jan., 2014	Dec., 2014	Jan., 2014
		HYD	130.00	130.00	130.00	0.00	0.00
		NWB	300.00	300.00	250.00	0.00	20.00
027. Electrical Energy							
1710011. ELECTRICITY TARRIF B1	KWH.	KAR	14.83	14.83	14.75	0.00	0.54
1710012. ELECTRICITY TARRIF B2	KWH.	KAR	14.85	14.85	14.77	0.00	0.54
1710013. ELECTRICITY TARRIF B3	KWH.	KAR	15.15	15.15	15.15	0.00	0.00
1710014. ELECTRICITY TARRIF B4	KWH.	KAR	14.96	14.96	14.96	0.00	0.00
1710021. ELECTRICITY TARIFF-D1	KWH.	KAR	11.14	11.14	10.66	0.00	4.50
1710022. ELECTRICITY TARIFF-D2	KWH.	KAR	12.79	12.79	11.89	0.00	7.57
3. Food,Beverages,Tobacco,Textiles,Leather							
3a) Food Products, Beverages & Tobacco							
028. Meat of Animals							
2111101. BEEF	40 KG.	LAH	11200.00	11200.00	10700.00	0.00	4.67
		FAS	9300.00	9300.00	8500.00	0.00	9.41
		RAW	8550.00	8550.00	8550.00	0.00	0.00
		MUL	8800.00	8800.00	8800.00	0.00	0.00
		SAR	10200.00	10150.00	10000.00	0.49	2.00
		GJT	10000.00	10000.00	10000.00	0.00	0.00
		KAR	10800.00	10800.00	8300.00	0.00	30.12
		HYD	9550.00	9550.00	9550.00	0.00	0.00
		PSH	10000.00	9950.00	9900.00	0.50	1.01
		MNG	10000.00	10000.00	10000.00	0.00	0.00
		QTA	15000.00	15000.00	11500.00	0.00	30.43
2111601. MUTTON	40 KG.	LAH	25250.00	25250.00	23600.00	0.00	6.99
		FAS	19750.00	19750.00	18000.00	0.00	9.72
		RAW	24350.00	24250.00	22650.00	0.41	7.51
		MUL	20600.00	20600.00	20200.00	0.00	1.98
		KAR	21600.00	21600.00	16800.00	0.00	28.57
		HYD	19600.00	19600.00	19250.00	0.00	1.82
		PSH	22500.00	22500.00	21000.00	0.00	7.14
		MNG	16000.00	16000.00	16000.00	0.00	0.00
		QTA	23200.00	23200.00	21200.00	0.00	9.43
029. Vegetables & Fruit Juice							
2133101. TOMATO KETCHUP 300 GM.	DOZ.	LAH	815.00	815.00	815.00	0.00	0.00
		FAS	892.20	892.20	892.20	0.00	0.00
		RAW	1010.00	1010.00	862.50	0.00	17.10
		MUL	960.00	960.00	876.00	0.00	9.59
		GJT	910.00	900.00	900.00	1.11	1.11
		KAR	780.00	780.00	780.00	0.00	0.00
		HYD	724.00	724.00	724.00	0.00	0.00
		SKR	936.72	936.72	1052.90	0.00	-11.03
		MPK	772.00	772.00	772.00	0.00	0.00
		PSH	1080.00	1080.00	960.00	0.00	12.50
		MNG	920.00	920.00	816.00	0.00	12.75
		QTA	828.00	828.00	828.00	0.00	0.00
2133901. CHILLES & LIME PKL.IN OIL 340 G.	DOZ.	LAH	1017.00	1017.00	1017.00	0.00	0.00
		RAW	1137.50	1137.50	1137.50	0.00	0.00
		KAR	1032.00	960.00	960.00	7.50	7.50
		MPK	992.76	992.76	992.76	0.00	0.00
		PSH	1080.00	1080.00	1080.00	0.00	0.00
		QTA	938.00	938.00	938.00	0.00	0.00

Contd.

7.10 Intercity Wholesale Prices of Selected Commodities

Group/Commodity/Item Specification	Unit	City	Prices (Rs.)			% Change in Jan.,2015 Over	
			Jan., 2015	Dec., 2014	Jan., 2014	Dec., 2014	Jan., 2014
030. Dried Fruits & Nuts							
2141101. KISHMISH(RAISIN) AVG. QLTY.	40 KG.	LAH	9000.00	9000.00	9000.00	0.00	0.00
		RAW	8100.00	8100.00	8100.00	0.00	0.00
		MUL	11250.00	11250.00	8100.00	0.00	38.89
		KAR	9500.00	9500.00	9000.00	0.00	5.56
		HYD	9400.00	9400.00	8500.00	0.00	10.59
		MPK	11500.00	11500.00	11500.00	0.00	0.00
		PSH	7600.00	7600.00	7100.00	0.00	7.04
		BNU	8650.00	8650.00	8650.00	0.00	0.00
		QTA	5100.00	5100.00	5100.00	0.00	0.00
2141301. GROUND NUT WITH SHELL AVG. QLTY.	40 KG.	LAH	4450.00	4450.00	4750.00	0.00	-6.32
		RAW	3975.00	3975.00	4825.00	0.00	-17.62
		MUL	4100.00	4100.00	4100.00	0.00	0.00
		KAR	8200.00	7300.00	6875.00	12.33	19.27
		HYD	4500.00	4500.00	4800.00	0.00	-6.25
		MPK	4300.00	4300.00	3000.00	0.00	43.33
		PSH	5600.00	5550.00	5800.00	0.90	-3.45
		QTA	3850.00	3850.00	3850.00	0.00	0.00
031. Fruit Juices							
2142901. ROOHAFZA(SHARBAT)	DOZ.	LAH	1512.00	1512.00	1480.00	0.00	2.16
		FAS	1560.00	1560.00	1500.00	0.00	4.00
		RAW	1575.00	1575.00	1532.50	0.00	2.77
		MUL	1540.00	1540.00	1500.00	0.00	2.67
		GUJ	1600.00	1600.00	1530.00	0.00	4.58
		BPR	1560.00	1560.00	1500.00	0.00	4.00
		GJT	1650.00	1650.00	1520.00	0.00	8.55
		KAR	1560.00	1560.00	1500.00	0.00	4.00
		HYD	1560.00	1560.00	1510.00	0.00	3.31
		SKR	1590.00	1590.00	1500.00	0.00	6.00
		LRK	1550.00	1550.00	1560.00	0.00	-0.64
		PSH	1560.00	1560.00	1420.00	0.00	9.86
		BNU	1570.00	1570.00	1470.00	0.00	6.80
		MNG	1560.00	1560.00	1520.00	0.00	2.63
		QTA	1596.00	1596.00	1596.00	0.00	0.00
2142902. JAM-E-SHREEN	DOZ.	LAH	1550.00	1550.00	1440.00	0.00	7.64
		FAS	1550.00	1550.00	1500.00	0.00	3.33
		RAW	1610.00	1610.00	1595.00	0.00	0.94
		MUL	1545.00	1545.00	1520.00	0.00	1.64
		GUJ	1560.00	1560.00	1520.00	0.00	2.63
		BPR	1560.00	1560.00	1520.00	0.00	2.63
		KAR	1560.00	1560.00	1500.00	0.00	4.00
		HYD	1560.00	1560.00	1510.00	0.00	3.31
		SKR	1550.00	1550.00	1500.00	0.00	3.33
		PSH	1560.00	1560.00	1430.00	0.00	9.09
		BNU	1550.00	1550.00	1470.00	0.00	5.44
		MNG	1560.00	1560.00	1520.00	0.00	2.63
2142903. FRUIT JUICE TETRA PACK	DOZ.	LAH	190.00	190.00	150.00	0.00	26.67
		FAS	157.50	157.50	144.00	0.00	9.38
		RAW	157.50	157.50	137.50	0.00	14.55
		MUL	135.00	135.00	135.00	0.00	0.00
		KAR	136.00	136.00	136.00	0.00	0.00

Contd.

7.10 Intercity Wholesale Prices of Selected Commodities

Group/Commodity/Item Specification	Unit	City	Prices (Rs.)			% Change in Jan.,2015 Over	
			Jan., 2015	Dec., 2014	Jan., 2014	Dec., 2014	Jan., 2014
		HYD	130.00	130.00	130.00	0.00	0.00
		SKR	180.00	180.00	180.00	0.00	0.00
		PSH	129.00	129.00	129.00	0.00	0.00
		QTA	110.00	110.00	110.00	0.00	0.00
2142904. LEMON/ORANGE SQUASH MITCHELS(730ML)	DOZ.	LAH	1540.00	1540.00	1540.00	0.00	0.00
		FAS	1560.00	1560.00	1560.00	0.00	0.00
		RAW	1615.00	1615.00	1615.00	0.00	0.00
		MUL	1612.00	1612.00	1612.00	0.00	0.00
		KAR	1560.00	1560.00	1400.00	0.00	11.43
		HYD	1620.00	1620.00	1620.00	0.00	0.00
		PSH	1500.00	1500.00	1410.00	0.00	6.38
2142905. MUREEY BREWERY (TOPS)	DOZ.	LAH	495.00	495.00	495.00	0.00	0.00
		RAW	1055.00	1055.00	1055.00	0.00	0.00
		KSR	435.00	435.00	435.00	0.00	0.00
2149201. APL/MNG/ORG/MIX. FRUIT JAM 450 G.	DOZ.	LAH	1455.00	1455.00	1455.00	0.00	0.00
		RAW	1405.00	1405.00	1337.50	0.00	5.05
		KAR	1184.00	1184.00	1184.00	0.00	0.00
		MPK	1183.00	1183.00	1183.00	0.00	0.00
		PSH	1520.00	1520.00	1390.00	0.00	9.35
		QTA	1320.00	1320.00	1320.00	0.00	0.00
2149202. MANGO/MIXED PICKLE IN OIL 340 G.	DOZ.	LAH	1080.00	1080.00	1080.00	0.00	0.00
		RAW	1137.50	1137.50	1137.50	0.00	0.00
		KAR	1032.00	960.00	960.00	7.50	7.50
		MPK	992.76	992.76	992.76	0.00	0.00
		PSH	1080.00	1080.00	1080.00	0.00	0.00
		QTA	936.00	936.00	936.00	0.00	0.00
032. Vegetable Oils Refined							
2154101. SOYABEAN COOKING OIL TIN	5 LTR.	LAH	940.00	940.00	940.00	0.00	0.00
		FAS	900.00	900.00	960.00	0.00	-6.25
		RAW	905.00	945.00	982.50	-4.23	-7.89
		MUL	932.00	932.00	1024.00	0.00	-8.98
		KAR	995.00	985.00	985.00	1.02	1.02
		HYD	966.18	966.18	1024.00	0.00	-5.65
		SKR	940.00	940.00	985.00	0.00	-4.57
		MPK	970.00	970.00	970.00	0.00	0.00
		PSH	1050.00	1050.00	987.50	0.00	6.33
		BNU	1000.00	1000.00	1000.00	0.00	0.00
		QTA	915.00	915.00	915.00	0.00	0.00
2154301. SUN FLOWER COOKING OIL	5 LTR.	LAH	940.00	940.00	940.00	0.00	0.00
		FAS	800.00	800.00	875.00	0.00	-8.57
		RAW	905.00	945.00	982.50	-4.23	-7.89
		MUL	850.00	850.00	1045.00	0.00	-18.66
		GJT	1045.00	1045.00	1045.00	0.00	0.00
		KAR	1007.50	985.00	985.00	2.28	2.28
		HYD	880.00	880.00	880.00	0.00	0.00
		SKR	840.00	840.00	880.00	0.00	-4.55
		PSH	990.00	990.00	1062.50	0.00	-6.82
		MNG	900.00	900.00	920.00	0.00	-2.17
		QTA	900.00	900.00	900.00	0.00	0.00
2154401. MUSTARD & RAPE SEED OIL.	40 KG.	LAH	5850.00	5850.00	5550.00	0.00	5.41
		RAW	7275.00	7275.00	7275.00	0.00	0.00

Contd.

7.10 Intercity Wholesale Prices of Selected Commodities

Group/Commodity/Item Specification	Unit	City	Prices (Rs.)			% Change in Jan.,2015 Over	
			Jan., 2015	Dec., 2014	Jan., 2014	Dec., 2014	Jan., 2014
		MUL	5300.00	5300.00	5550.00	0.00	-4.50
		KSR	5750.00	5750.00	5450.00	0.00	5.50
		KAR	6300.00	6300.00	6500.00	0.00	-3.08
		HYD	5400.00	5500.00	5600.00	-1.82	-3.57
		MPK	5300.00	5100.00	5600.00	3.92	-5.36
		PSH	6375.00	6375.00	7250.00	0.00	-12.07
		BNU	6200.00	6200.00	6200.00	0.00	0.00
		QTA	6000.00	6000.00	6000.00	0.00	0.00
2154801. COTTON SEED OIL	40 KG.	LAH	5625.00	5625.00	5425.00	0.00	3.69
		MUL	4100.00	4100.00	5100.00	0.00	-19.61
		GUJ	5200.00	5200.00	7000.00	0.00	-25.71
		SAR	4800.00	5450.00	5081.00	-11.93	-5.53
		KAR	5920.00	5850.00	5850.00	1.20	1.20
		HYD	4200.00	4800.00	4850.00	-12.50	-13.40
		SKR	5145.00	5145.00	5040.00	0.00	2.08
		NWB	6000.00	6000.00	6000.00	0.00	0.00
		PSH	5600.00	5600.00	5900.00	0.00	-5.08
2154901. RAFHAN CORN OIL	2.00 LT	LAH	650.00	650.00	600.00	0.00	8.33
		FAS	710.00	710.00	615.00	0.00	15.45
		RAW	537.50	537.50	537.50	0.00	0.00
		MUL	703.00	703.00	606.00	0.00	16.01
		KAR	685.00	685.00	547.50	0.00	25.11
		HYD	705.00	705.00	617.01	0.00	14.26
		MPK	630.00	630.00	607.00	0.00	3.79
		PSH	700.00	690.00	620.00	1.45	12.90
		MNG	630.00	630.00	630.00	0.00	0.00
		QTA	730.00	730.00	535.00	0.00	36.45
033. Vegetable Ghee							
2159001. VEGETABLE GHEE(16 KG TIN)	EACH	LAH	2300.00	2250.00	2450.00	2.22	-6.12
		RAW	2325.00	2415.00	2462.50	-3.73	-5.58
		MUL	2430.00	2410.00	2540.00	0.83	-4.33
		SKT	2150.00	2150.00	2430.00	0.00	-11.52
		KAR	2250.00	2255.00	2475.00	-0.22	-9.09
		SKR	2150.00	2150.00	2350.00	0.00	-8.51
		MPK	1960.00	1850.00	2280.00	5.95	-14.04
		PSH	2430.00	2400.00	2620.00	1.25	-7.25
		MNG	2380.00	2360.00	2600.00	0.85	-8.46
		QTA	2450.00	2450.00	2775.00	0.00	-11.71
2159002. VEGETABLE GHEE(DALDA/TULO/HABIB/SHA	05 KG.	LAH	910.00	940.00	995.00	-3.19	-8.54
		FAS	895.00	895.00	925.00	0.00	-3.24
		RAW	905.00	945.00	992.50	-4.23	-8.82
		MUL	927.00	927.00	946.86	0.00	-2.10
		SAR	928.00	952.00	1200.00	-2.52	-22.67
		GJT	950.00	950.00	970.00	0.00	-2.06
		KAR	890.00	945.00	982.50	-5.82	-9.41
		HYD	913.04	966.00	966.00	-5.48	-5.48
		SKR	930.00	930.00	940.00	0.00	-1.06
		PSH	910.00	960.00	970.00	-5.21	-6.19
		QTA	928.00	956.00	1015.00	-2.93	-8.57

Contd.

7.10 Intercity Wholesale Prices of Selected Commodities

Group/Commodity/Item Specification	Unit	City	Prices (Rs.)			% Change in Jan.,2015 Over	
			Jan., 2015	Dec., 2014	Jan., 2014	Dec., 2014	Jan., 2014
034. Oil Cakes							
2171001. COTTON SEED OIL CAKES	40 KG.	LAH	1525.00	1525.00	1350.00	0.00	12.96
		FAS	1170.00	1170.00	975.00	0.00	20.00
		MUL	1125.00	1075.00	1125.00	4.65	0.00
		SAR	1200.00	1320.00	1075.00	-9.09	11.63
		BPR	1275.00	1225.00	1225.00	4.08	4.08
		HYD	1200.00	1200.00	975.00	0.00	23.08
		SKR	1200.00	1200.00	1126.32	0.00	6.54
		MPK	1125.00	1125.00	1040.00	0.00	8.17
		PSH	1320.00	1300.00	975.00	1.54	35.38
		QTA	925.00	925.00	925.00	0.00	0.00
2171002. MUSTARD & RAPSEED OIL CAKES	40 KG.	LAH	1250.00	1250.00	1250.00	0.00	0.00
		FAS	1350.00	1350.00	1425.00	0.00	-5.26
		MUL	1225.00	1350.00	1375.00	-9.26	-10.91
		SAR	1250.00	1375.00	1150.00	-9.09	8.70
		BPR	1425.00	1325.00	1475.00	7.55	-3.39
		HYD	1325.00	1325.00	1325.00	0.00	0.00
		SKR	1350.00	1350.00	1410.00	0.00	-4.26
		MPK	1250.00	1250.00	1500.00	0.00	-16.67
		PSH	1440.00	1440.00	1200.00	0.00	20.00
		QTA	950.00	950.00	950.00	0.00	0.00
035. Processed Liquid Milk							
2211002. MILK PAK/HALEEB/NESTLE (LITRE)	DOZ.	LAH	1200.00	1200.00	1019.00	0.00	17.76
		FAS	1125.00	1125.00	972.50	0.00	15.68
		RAW	1195.00	1195.00	1075.00	0.00	11.16
		KAR	1250.00	1250.00	1080.00	0.00	15.74
		HYD	1125.00	1125.00	1075.00	0.00	4.65
		SKR	1140.00	1140.00	980.00	0.00	16.33
		PSH	1240.00	1240.00	1050.00	0.00	18.10
		MNG	1340.00	1340.00	1020.00	0.00	31.37
036. Milk & Cream in Solid Form							
2221101. POWD.MILK EVERYDAY(NESTLE)1KG.	EACH	LAH	645.00	620.00	590.00	4.03	9.32
		RAW	620.00	620.00	620.00	0.00	0.00
		MUL	620.33	620.33	620.00	0.00	0.05
		KAR	620.00	620.00	620.00	0.00	0.00
		HYD	621.00	621.00	621.00	0.00	0.00
		SKR	620.00	620.00	560.00	0.00	10.71
		PSH	650.00	620.00	620.00	4.84	4.84
		BNU	630.00	630.00	600.00	0.00	5.00
		QTA	682.00	682.00	465.00	0.00	46.67
2221201. POWDERED MILK(SKIMMED)/BAG 25 KG.	EACH	LAH	11750.00	11750.00	8500.00	0.00	38.24
		RAW	11775.00	11775.00	10900.00	0.00	8.03
		MUL	11250.00	11250.00	11250.00	0.00	0.00
		KAR	15562.50	15562.50	15900.00	0.00	-2.12
		PSH	11400.00	11400.00	14500.00	0.00	-21.38
		QTA	12500.00	12500.00	7000.00	0.00	78.57
2221202. POWDERED MILK NIDO (1 KG. POLY BA	EACH	LAH	692.00	692.00	590.00	0.00	17.29
		RAW	738.00	738.00	690.00	0.00	6.96
		GUJ	738.00	738.00	579.00	0.00	27.46
		KAR	660.00	660.00	620.00	0.00	6.45

Contd.

7.10 Intercity Wholesale Prices of Selected Commodities

Group/Commodity/Item Specification	Unit	City	Prices (Rs.)			% Change in Jan.,2015 Over	
			Jan., 2015	Dec., 2014	Jan., 2014	Dec., 2014	Jan., 2014
		HYD	737.74	737.74	610.00	0.00	20.94
		PSH	670.00	670.00	620.00	0.00	8.06
037. Ice Cream							
2227001. ICE CREAM POLKA/WALLS	DOZ.	LAH	324.00	324.00	324.00	0.00	0.00
		RAW	442.50	442.50	442.50	0.00	0.00
		KAR	264.00	264.00	264.00	0.00	0.00
		HYD	432.00	432.00	378.00	0.00	14.29
		SKR	240.00	240.00	198.00	0.00	21.21
		QTA	384.00	384.00	384.00	0.00	0.00
038. Dairy Products N.E.C							
2229001. MILO(200 GM. PACK) NESTLE	EACH	LAH	198.00	198.00	177.00	0.00	11.86
		FAS	185.00	185.00	175.00	0.00	5.71
		RAW	162.50	162.50	143.50	0.00	13.24
		MUL	140.00	140.00	140.00	0.00	0.00
		KAR	174.00	174.00	174.00	0.00	0.00
		HYD	134.50	134.50	134.50	0.00	0.00
		MPK	180.00	180.00	180.00	0.00	0.00
		PSH	155.00	155.00	150.00	0.00	3.33
		MNG	182.00	182.00	140.00	0.00	30.00
		QTA	150.00	150.00	150.00	0.00	0.00
2229002. LACTOGEN(SOFT PACK 400 GM)	EACH	LAH	380.00	380.00	350.00	0.00	8.57
		FAS	405.00	405.00	350.00	0.00	15.71
		RAW	405.00	405.00	355.00	0.00	14.08
		MUL	402.79	402.79	347.00	0.00	16.08
		KAR	394.00	394.00	348.00	0.00	13.22
		HYD	394.00	394.00	350.00	0.00	12.57
		MPK	400.00	400.00	350.00	0.00	14.29
		PSH	399.00	399.00	341.00	0.00	17.01
		QTA	395.00	395.00	370.00	0.00	6.76
039. Wheat Flour							
2311001. WHEAT FLOUR SUP. QLTY.	80 KG.	LAH	3150.00	3375.00	3714.00	-6.67	-15.19
		FAS	3040.00	3050.00	3350.00	-0.33	-9.25
		RAW	3675.00	3725.00	3825.00	-1.34	-3.92
		MUL	3175.00	3175.00	3450.00	0.00	-7.97
		GUJ	3120.00	3200.00	3225.00	-2.50	-3.26
		SAR	3050.00	3000.00	3280.00	1.67	-7.01
		SKT	3800.00	3850.00	3600.00	-1.30	5.56
		GJT	3050.00	3050.00	3385.00	0.00	-9.90
		KAR	2980.00	2980.00	3275.00	0.00	-9.01
		HYD	3505.00	3525.00	3750.00	-0.57	-6.53
		SKR	2970.00	2970.00	3520.00	0.00	-15.63
		LRK	3200.00	3200.00	3360.00	0.00	-4.76
		PSH	3400.00	3400.00	3575.00	0.00	-4.90
		QTA	3200.00	3200.00	3520.00	0.00	-9.09
2311002. WHEAT FLOUR AVG. QLTY	80 KG.	LAH	3025.00	3175.00	3140.00	-4.72	-3.66
		FAS	2762.50	2780.00	3120.00	-0.63	-11.46
		RAW	2975.00	3162.50	3287.50	-5.93	-9.51
		MUL	2975.00	2975.00	3130.00	0.00	-4.95
		SAH	3040.00	3080.00	2800.00	-1.30	8.57
		SAR	2860.00	2860.00	3000.00	0.00	-4.67
		BPR	3152.00	3152.00	3140.00	0.00	0.38

Contd.

7.10 Intercity Wholesale Prices of Selected Commodities

Group/Commodity/Item Specification	Unit	City	Prices (Rs.)			% Change in Jan.,2015 Over	
			Jan., 2015	Dec., 2014	Jan., 2014	Dec., 2014	Jan., 2014
		GJT	2940.00	2940.00	3280.00	0.00	-10.37
		KAR	2820.00	2820.00	3142.50	0.00	-10.26
		HYD	3200.00	3240.00	3550.00	-1.23	-9.86
		SKR	2960.00	3040.00	3330.00	-2.63	-11.11
		LRK	3040.00	3040.00	3280.00	0.00	-7.32
		MPK	2900.00	2900.00	3360.00	0.00	-13.69
		PSH	3100.00	3180.00	3400.00	-2.52	-8.82
		MNG	3120.00	3120.00	3320.00	0.00	-6.02
		QTA	2950.00	2950.00	3340.00	0.00	-11.68
2311003. WHEAT FLOUR/BAG OF 10 KG.	EACH	LAH	378.00	390.00	392.00	-3.08	-3.57
		FAS	370.00	370.00	410.00	0.00	-9.76
		RAW	375.00	380.00	395.00	-1.32	-5.06
		MUL	380.00	380.00	400.00	0.00	-5.00
		GUJ	380.00	380.00	392.50	0.00	-3.18
		SKT	380.00	380.00	395.00	0.00	-3.80
		BPR	394.00	394.00	405.00	0.00	-2.72
		GJT	370.00	370.00	385.00	0.00	-3.90
		KAR	402.50	412.50	419.00	-2.42	-3.94
		HYD	405.00	405.00	445.00	0.00	-8.99
		SKR	370.00	375.00	423.50	-1.33	-12.63
		LRK	380.00	380.00	410.00	0.00	-7.32
		MPK	380.00	380.00	435.00	0.00	-12.64
		NWB	400.00	420.00	420.00	-4.76	-4.76
		PSH	385.00	385.00	435.00	0.00	-11.49
		QTA	370.00	370.00	430.00	0.00	-13.95
2311004. MAIDA AVG. QLTY.	80 KG.	LAH	3365.00	3460.00	3700.00	-2.75	-9.05
		FAS	3500.00	3500.00	3550.00	0.00	-1.41
		RAW	3712.50	3787.50	3875.00	-1.98	-4.19
		MUL	3500.00	3485.00	3675.00	0.43	-4.76
		SAR	3488.00	3520.00	3760.00	-0.91	-7.23
		BPR	3850.00	3850.00	3870.00	0.00	-0.52
		GJT	3600.00	3600.00	3800.00	0.00	-5.26
		KAR	3540.00	3540.00	3592.50	0.00	-1.46
		HYD	3605.00	3625.00	3750.00	-0.55	-3.87
		SKR	3460.00	3460.00	3700.00	0.00	-6.49
		MPK	3520.00	3650.00	3700.00	-3.56	-4.86
		PSH	3700.00	3740.00	3850.00	-1.07	-3.90
		MNG	3770.00	3770.00	3950.00	0.00	-4.56
		QTA	5200.00	5200.00	4400.00	0.00	18.18
2311005. SUJI	85 KG.	LAH	3960.00	3777.50	3987.50	4.83	-0.69
		FAS	3675.00	3675.00	3675.00	0.00	0.00
		RAW	3787.50	3837.50	3962.50	-1.30	-4.42
		MUL	3650.00	3720.00	3875.00	-1.88	-5.81
		SAH	3600.00	3600.00	4000.00	0.00	-10.00
		BPR	3850.00	3850.00	4080.00	0.00	-5.64
		GJT	3825.00	3825.00	4165.00	0.00	-8.16
		KAR	3804.00	3804.00	3592.50	0.00	5.89
		HYD	3750.00	3750.00	3750.00	0.00	0.00
		SKR	3850.00	3850.00	4377.50	0.00	-12.05
		MPK	3950.00	3950.00	3950.00	0.00	0.00

Contd.

7.10 Intercity Wholesale Prices of Selected Commodities

Group/Commodity/Item Specification	Unit	City	Prices (Rs.)			% Change in Jan.,2015 Over	
			Jan., 2015	Dec., 2014	Jan., 2014	Dec., 2014	Jan., 2014
2311006. CERELAC WHEAT(400 GM.)	EACH	PSH	3680.00	3720.00	3850.00	-1.08	-4.42
		QTA	4600.00	4600.00	4200.00	0.00	9.52
		LAH	260.00	260.00	197.33	0.00	31.76
		FAS	255.00	255.00	220.00	0.00	15.91
		RAW	289.00	289.00	251.43	0.00	14.94
		MUL	252.79	252.79	206.75	0.00	22.27
		KAR	198.00	198.00	198.00	0.00	0.00
		HYD	220.00	220.00	220.00	0.00	0.00
		MPK	245.00	245.00	210.00	0.00	16.67
		PSH	243.00	243.00	206.00	0.00	17.96
		MNG	243.00	243.00	240.00	0.00	1.25
QTA	245.00	245.00	180.00	0.00	36.11		
040. Other Cereal Flour							
2312001. BESAN	85 KG.	LAH	5940.00	5475.00	4475.00	8.49	32.74
		FAS	5525.00	5100.00	4460.00	8.33	23.88
		RAW	5525.00	5412.50	6025.00	2.08	-8.30
		MUL	5900.00	5050.00	4900.00	16.83	20.41
		GUJ	5700.00	5525.00	5000.00	3.17	14.00
		SAR	5550.00	5400.00	4950.00	2.78	12.12
		SKT	5500.00	5500.00	5000.00	0.00	10.00
		GJT	5700.00	5580.00	4710.00	2.15	21.02
		KSR	5825.00	5475.00	4250.00	6.39	37.06
		KAR	6205.00	6205.00	5185.00	0.00	19.67
		HYD	5150.00	5150.00	5200.00	0.00	-0.96
		SKR	5750.00	5270.00	4675.00	9.11	22.99
		MPK	5525.00	5525.00	5780.00	0.00	-4.41
		PSH	5700.00	5650.00	5500.00	0.88	3.64
		QTA	7800.00	7800.00	8250.00	0.00	-5.45
041. Sugar Refined							
2352001. SUGAR REFINED(BAG)	50 KG.	LAH	2562.50	2550.00	2650.00	0.49	-3.30
		FAS	2570.00	2470.00	2425.00	4.05	5.98
		RAW	2525.00	2525.00	2512.50	0.00	0.50
		MUL	2525.00	2452.50	2395.00	2.96	5.43
		GUJ	2590.00	2550.00	2460.00	1.57	5.28
		SKT	2580.00	2500.00	2450.00	3.20	5.31
		GJT	2620.00	2550.00	2460.00	2.75	6.50
		KAR	2475.00	2475.00	2355.00	0.00	5.10
		HYD	2500.00	2650.00	2360.00	-5.66	5.93
		MPK	2480.00	2500.00	2340.00	-0.80	5.98
		PSH	2610.00	2680.00	2460.00	-2.61	6.10
		MNG	2640.00	2625.00	2500.00	0.57	5.60
		QTA	2526.00	2550.00	2300.00	-0.94	9.83
2352002. GUR AVG. QLTY.	40 KG.	LAH	2875.00	3037.50	2895.00	-5.35	-0.69
		MUL	2500.00	2100.00	2100.00	19.05	19.05
		SAR	2450.00	2350.00	2600.00	4.26	-5.77
		SKT	3100.00	3000.00	3000.00	3.33	3.33
		KSR	2800.00	2875.00	2675.00	-2.61	4.67
		KAR	2440.00	2140.00	2100.00	14.02	16.19
		HYD	2500.00	2500.00	2300.00	0.00	8.70
		SKR	2200.00	2200.00	2100.00	0.00	4.76
		PSH	2900.00	2800.00	2560.00	3.57	13.28

Contd.

7.10 Intercity Wholesale Prices of Selected Commodities

Group/Commodity/Item Specification	Unit	City	Prices (Rs.)			% Change in Jan.,2015 Over	
			Jan., 2015	Dec., 2014	Jan., 2014	Dec., 2014	Jan., 2014
		MNG	2930.00	2960.00	3000.00	-1.01	-2.33
		QTA	3000.00	3000.00	2950.00	0.00	1.69
042. Chocolate							
2366001. CHOCCLATE CANDY (NOW)	DOZ.	LAH	52.00	52.00	52.00	0.00	0.00
		RAW	54.50	54.50	54.50	0.00	0.00
		BPR	55.00	55.00	55.00	0.00	0.00
		KSR	52.00	52.00	52.00	0.00	0.00
		KAR	52.00	52.00	52.00	0.00	0.00
		PSH	51.00	51.00	51.00	0.00	0.00
		QTA	54.00	54.00	54.00	0.00	0.00
043. Sugar Confectionary							
2367001. TOFFEE (HILAL)	DOZ.	LAH	10.00	10.00	10.00	0.00	0.00
		RAW	10.00	10.00	10.00	0.00	0.00
		GUJ	10.00	10.00	10.00	0.00	0.00
		SKT	10.00	10.00	10.00	0.00	0.00
		BPR	10.97	10.97	10.97	0.00	0.00
		KSR	10.00	10.00	10.00	0.00	0.00
		KAR	10.00	10.00	10.00	0.00	0.00
		HYD	10.00	10.00	10.00	0.00	0.00
		LRK	10.50	10.50	10.50	0.00	0.00
		PSH	12.00	12.00	12.00	0.00	0.00
		QTA	10.00	10.00	10.00	0.00	0.00
044. Coffee & Tea							
2391301. TEA LIPTON YELLOW LABEL 200 G.PKT	06 PKT.	LAH	746.00	725.00	948.00	2.90	-21.31
		FAS	726.31	705.26	828.94	2.98	-12.38
		RAW	732.50	717.50	832.50	2.09	-12.01
		MUL	713.40	696.27	798.96	2.46	-10.71
		SKT	736.00	736.00	989.00	0.00	-25.58
		KAR	745.26	745.26	990.00	0.00	-24.72
		HYD	794.94	697.50	799.02	13.97	-0.51
		SKR	708.88	708.88	879.22	0.00	-19.37
		PSH	730.00	730.00	860.00	0.00	-15.12
		MNG	673.50	673.50	960.00	0.00	-29.84
		QTA	720.00	720.00	810.00	0.00	-11.11
2391302. TEA SUPREME 200 G. PKT.	06 PKT.	LAH	682.74	682.74	880.00	0.00	-22.42
		FAS	642.10	642.10	681.58	0.00	-5.79
		RAW	662.50	662.50	692.50	0.00	-4.33
		MUL	627.70	599.25	656.28	4.75	-4.35
		SKT	631.58	699.00	720.00	-9.65	-12.28
		KAR	618.95	618.95	990.00	0.00	-37.48
		HYD	660.82	599.28	656.34	10.27	0.68
		SKR	600.75	600.75	821.58	0.00	-26.88
		PSH	580.00	588.00	828.00	-1.36	-29.95
		MNG	570.78	570.78	878.94	0.00	-35.06
		QTA	637.90	746.00	697.00	-14.49	-8.48
2391303. TEA LOOSE	KG.	LAH	422.50	422.50	455.00	0.00	-7.14
		FAS	515.00	515.00	515.00	0.00	0.00
		RAW	477.50	477.50	492.50	0.00	-3.05
		MUL	475.00	475.00	475.00	0.00	0.00
		SKT	500.00	500.00	350.00	0.00	42.86
		GJT	440.00	440.00	460.00	0.00	-4.35

Contd.

7.10 Intercity Wholesale Prices of Selected Commodities

Group/Commodity/Item Specification	Unit	City	Prices (Rs.)			% Change in Jan.,2015 Over	
			Jan., 2015	Dec., 2014	Jan., 2014	Dec., 2014	Jan., 2014
		KAR	470.00	450.00	470.00	4.44	0.00
		HYD	450.00	440.00	470.00	2.27	-4.26
		SKR	465.00	465.00	480.00	0.00	-3.13
		MPK	240.00	240.00	300.00	0.00	-20.00
		PSH	440.00	440.00	510.00	0.00	-13.73
		MNG	450.00	450.00	490.00	0.00	-8.16
		QTA	410.00	410.00	410.00	0.00	0.00
2391304. TEA TAPAL MIXTURE (200 G) PKT.	06 PKT	LAH	713.00	713.00	880.00	0.00	-18.98
		FAS	726.31	694.73	731.58	4.55	-0.72
		RAW	682.50	682.50	705.00	0.00	-3.19
		MUL	621.60	621.60	705.60	0.00	-11.90
		KAR	732.63	732.63	842.00	0.00	-12.99
		HYD	679.20	679.20	708.00	0.00	-4.07
		PSH	618.00	618.00	820.00	0.00	-24.63
		MNG	690.00	690.00	730.00	0.00	-5.48
		QTA	644.00	644.00	860.00	0.00	-25.12
045. Spices							
2392101. BLACK PEPPER 50 G.PKT.(NATIONAL)	EACH	LAH	90.24	90.24	72.88	0.00	23.82
		RAW	88.00	88.00	75.00	0.00	17.33
		MUL	86.89	86.89	67.89	0.00	27.99
		SKT	86.89	86.89	67.00	0.00	29.69
		KAR	92.00	92.00	78.00	0.00	17.95
		HYD	96.00	96.00	75.00	0.00	28.00
		MPK	69.25	69.25	69.25	0.00	0.00
		PSH	87.00	87.00	72.00	0.00	20.83
		MNG	90.00	90.00	65.00	0.00	38.46
		QTA	86.00	86.00	69.00	0.00	24.64
2392201. RED CHILLIES(200 G PKT.NATIONAL)	EACH	LAH	95.00	95.00	95.00	0.00	0.00
		FAS	96.32	96.32	96.32	0.00	0.00
		RAW	96.50	96.50	96.50	0.00	0.00
		MUL	95.52	95.52	95.52	0.00	0.00
		SKT	95.52	95.52	115.00	0.00	-16.94
		KAR	100.00	100.00	100.00	0.00	0.00
		HYD	105.00	105.00	105.00	0.00	0.00
		MPK	96.50	96.50	96.50	0.00	0.00
		PSH	96.00	96.00	96.00	0.00	0.00
		MNG	105.00	105.00	105.00	0.00	0.00
		QTA	92.00	92.00	92.00	0.00	0.00
2392402. CORRIANDER PWD.200 G. PKT.NAT.	EACH	LAH	96.32	70.93	70.93	35.80	35.80
		FAS	70.78	70.78	70.78	0.00	0.00
		RAW	91.50	77.50	77.50	18.06	18.06
		MUL	96.32	67.02	67.60	43.72	42.49
		SKT	70.78	70.78	70.00	0.00	1.11
		KAR	84.00	84.00	75.00	0.00	12.00
		HYD	77.00	77.00	77.00	0.00	0.00
		MPK	68.41	68.41	68.41	0.00	0.00
		PSH	70.00	70.00	66.54	0.00	5.20
		MNG	70.00	70.00	70.00	0.00	0.00
		QTA	81.60	81.60	81.60	0.00	0.00
2392601. CLOVES	40 KG.	LAH	50500.00	50500.00	55500.00	0.00	-9.01
		RAW	45000.00	44750.00	44250.00	0.56	1.69

Contd.

7.10 Intercity Wholesale Prices of Selected Commodities

Group/Commodity/Item Specification	Unit	City	Prices (Rs.)			% Change in Jan.,2015 Over	
			Jan., 2015	Dec., 2014	Jan., 2014	Dec., 2014	Jan., 2014
		MUL	52500.00	52500.00	53000.00	0.00	-0.94
		KAR	61000.00	61000.00	59000.00	0.00	3.39
		HYD	55500.00	55500.00	54500.00	0.00	1.83
		MPK	50000.00	50000.00	54000.00	0.00	-7.41
		PSH	52000.00	50500.00	48500.00	2.97	7.22
		QTA	51000.00	51000.00	51000.00	0.00	0.00
046. Other Food Products							
2399401. VINEGAR SYNTHETIC (SIRKA)	DOZ.	LAH	720.00	720.00	660.00	0.00	9.09
		RAW	835.00	835.00	765.00	0.00	9.15
		KAR	545.00	490.00	430.00	11.22	26.74
		PSH	560.00	560.00	570.00	0.00	-1.75
		QTA	900.00	786.00	786.00	14.50	14.50
2399901. TURMERIC POWDER(50 G.PKT.NATIONAL)	EACH	LAH	31.50	31.50	31.50	0.00	0.00
		FAS	31.96	31.96	31.96	0.00	0.00
		RAW	30.00	30.00	30.00	0.00	0.00
		MUL	31.69	31.69	31.69	0.00	0.00
		SKT	35.00	35.00	35.00	0.00	0.00
		KAR	34.00	34.00	52.00	0.00	-34.62
		HYD	35.00	35.00	39.00	0.00	-10.26
		SKR	31.69	31.69	31.69	0.00	0.00
		MPK	32.00	32.00	32.00	0.00	0.00
		PSH	31.20	31.20	31.20	0.00	0.00
		MNG	32.50	32.50	30.00	0.00	8.33
		QTA	36.00	36.00	36.00	0.00	0.00
047. Mineral Water							
2441001. MINERAL WATER NESTLE(1.5 LTR)	DOZ.	LAH	480.00	480.00	480.00	0.00	0.00
		FAS	440.00	440.00	405.00	0.00	8.64
		RAW	502.00	467.50	467.50	7.38	7.38
		MUL	504.00	472.00	460.00	6.78	9.57
		GUJ	450.00	450.00	450.00	0.00	0.00
		SKT	419.00	419.00	419.00	0.00	0.00
		KAR	456.00	456.00	420.00	0.00	8.57
		HYD	470.00	470.00	470.00	0.00	0.00
		SKR	480.00	480.00	450.00	0.00	6.67
		MPK	418.00	418.00	418.00	0.00	0.00
		PSH	443.00	443.00	443.00	0.00	0.00
		QTA	528.00	528.00	528.00	0.00	0.00
048. Beverages							
2449001. COCA COLA(CRATE OF 24 BOTTLES)	EACH	LAH	442.00	442.00	394.00	0.00	12.18
		FAS	445.00	445.00	396.00	0.00	12.37
		RAW	382.50	382.50	362.50	0.00	5.52
		MUL	403.00	403.00	354.00	0.00	13.84
		SKT	444.00	444.00	323.00	0.00	37.46
		GJT	444.00	444.00	396.00	0.00	12.12
		KAR	444.00	444.00	375.00	0.00	18.40
		HYD	444.00	444.00	480.00	0.00	-7.50
		SKR	432.00	432.00	325.00	0.00	32.92
		MPK	390.00	390.00	330.00	0.00	18.18
		PSH	430.00	430.00	325.00	0.00	32.31
		BNU	475.00	475.00	405.00	0.00	17.28

Contd.

7.10 Intercity Wholesale Prices of Selected Commodities

Group/Commodity/Item Specification	Unit	City	Prices (Rs.)			% Change in Jan.,2015 Over	
			Jan., 2015	Dec., 2014	Jan., 2014	Dec., 2014	Jan., 2014
		MNG	430.00	430.00	395.00	0.00	8.86
		QTA	480.00	480.00	360.00	0.00	33.33
2449002. SEVEN UP (CRATE OF 24 BOTTLES)	EACH	LAH	442.00	442.00	394.00	0.00	12.18
		FAS	445.00	445.00	396.00	0.00	12.37
		RAW	382.50	382.50	362.50	0.00	5.52
		MUL	403.00	403.00	354.00	0.00	13.84
		SKT	444.00	444.00	323.00	0.00	37.46
		GJT	444.00	444.00	396.00	0.00	12.12
		KAR	444.00	444.00	375.00	0.00	18.40
		HYD	444.00	444.00	324.00	0.00	37.04
		SKR	432.00	432.00	325.00	0.00	32.92
		MPK	390.00	390.00	330.00	0.00	18.18
		PSH	445.00	445.00	325.00	0.00	36.92
		BNU	475.00	475.00	405.00	0.00	17.28
		MNG	420.00	420.00	395.00	0.00	6.33
		QTA	480.00	480.00	360.00	0.00	33.33
2449003. MAKKA COLA (CRATE OF 24 BOTTLES)	EACH	MUL	280.00	280.00	280.00	0.00	0.00
		GUJ	280.00	280.00	280.00	0.00	0.00
		SKT	270.00	270.00	270.00	0.00	0.00
		PSH	410.00	410.00	410.00	0.00	0.00
		BNU	322.00	322.00	322.00	0.00	0.00
		MNG	322.00	322.00	322.00	0.00	0.00
2449004. PEPSI COLA (CRATE OF 24 BOTTLES)	EACH	LAH	442.00	442.00	394.00	0.00	12.18
		FAS	445.00	445.00	396.00	0.00	12.37
		RAW	382.50	382.50	362.50	0.00	5.52
		MUL	403.00	403.00	354.00	0.00	13.84
		SKT	444.00	444.00	396.00	0.00	12.12
		GJT	444.00	444.00	394.00	0.00	12.69
		KAR	444.00	444.00	385.00	0.00	15.32
		HYD	444.00	444.00	324.00	0.00	37.04
		SKR	432.00	432.00	325.00	0.00	32.92
		PSH	445.00	445.00	325.00	0.00	36.92
		BNU	475.00	475.00	405.00	0.00	17.28
		MNG	420.00	420.00	395.00	0.00	6.33
		QTA	408.00	408.00	408.00	0.00	0.00
049. Tobacco Products							
2502001. CIGARETTES K-2 10'S (FILTER)	1000	KAR	2125.00	2125.00	1790.00	0.00	18.72
2502002. CIGARETTES MELBOURNE	1000	KAR	2300.00	2300.00	1892.45	0.00	21.54
2502003. CIGARETTES CAPSTAN LSFT 10 SS	1000	KAR	2300.00	2300.00	1892.45	0.00	21.54
2502004. CIGARETTES GOLD LEAF (KSFT) 20	1000	KAR	4750.00	4750.00	4184.95	0.00	13.50
3b) Textiles & Apparels							
050. Cotton Yarn							
2636001. COTTON YARN 10/1 POPULAR FIBER	10 LB.	KAR	718.75	758.75	1150.00	-5.27	-37.50
2636002. COTTON YARN 16/1 MGM	10 LB.	KAR	1000.00	1030.00	1237.50	-2.91	-19.19
2636003. COTTON YARN 21/1 SURIYA TEXTILE	10 LB.	KAR	1080.00	1110.00	1310.00	-2.70	-17.56
2636004. COTTON YARN 42/1 ABDULLAH TEXTILE	10 LB.	KAR	1600.00	1600.00	1600.00	0.00	0.00
2636005. COTTON YARN 20/2 BAJWA	10 LB.	KAR	1120.00	1165.00	1365.00	-3.86	-17.95
051. Nylon Yarn							
2643001. NYLON YARN RUPALI(PAK)50/72/00	LB.	KAR	102.00	102.00	115.00	0.00	-11.30
2643002. NYLON YARN GRATON 50/36/00FLAT	LB.	KAR	80.25	85.00	103.25	-5.59	-22.28
2643003. NYLON YARN GRATON 75/48/0 DTY	LB.	KAR	103.00	103.00	115.00	0.00	-10.43

Contd.

7.10 Intercity Wholesale Prices of Selected Commodities

Group/Commodity/Item Specification	Unit	City	Prices (Rs.)			% Change in Jan.,2015 Over	
			Jan., 2015	Dec., 2014	Jan., 2014	Dec., 2014	Jan., 2014
052. Blended Yarn							
2645001. BLND.YARN 30/1 A.A TEX.Z.TW PVC	LB.	KAR	135.75	140.50	144.00	-3.38	-5.73
2645002. BLND.YARN 40/1 SANA	LB.	KAR	151.00	151.00	160.00	0.00	-5.63
2645003. BLND.YARN 60/1 PP AGAR	LB.	KAR	124.00	124.00	124.00	0.00	0.00
2645004. BLND.YARN 30/1 A.A TEX.COMBED	LB.	KAR	135.75	135.25	158.00	0.37	-14.08
2645005. BLND.YARN 40/1 A.A. TEXTILE	LB.	KAR	143.00	143.00	143.00	0.00	0.00
053. Woven Fabrics							
2654001. LIGHT WEIGHT WORSTED (L.PUR)	MTR.	LAH	925.00	925.00	555.00	0.00	66.67
		RAW	1037.50	1037.50	1037.50	0.00	0.00
		KAR	1475.00	1475.00	1380.00	0.00	6.88
2654002. HEAVY WEIGHT SUITING (L.PUR)	MTR.	LAH	1575.00	1575.00	875.00	0.00	80.00
		RAW	1325.00	1325.00	1325.00	0.00	0.00
		KAR	2250.00	2250.00	1930.00	0.00	16.58
2654003. TWEED (LAWRENCEPUR)	MTR.	LAH	925.00	925.00	777.50	0.00	18.97
		RAW	1125.00	1125.00	1125.00	0.00	0.00
		KAR	1800.00	1800.00	1610.00	0.00	11.80
2654004. WORSTED (LAWRENCEPUR)	MTR.	LAH	975.00	975.00	790.00	0.00	23.42
		RAW	1175.00	1175.00	1175.00	0.00	0.00
		KAR	1750.00	1750.00	1620.00	0.00	8.02
054. Cotton Fabrics							
2662001. LATHA GUL AHMED 90000 SUP. QLTY.	40 MTR.	LAH	7900.00	7900.00	7500.00	0.00	5.33
		FAS	8550.00	8550.00	8400.00	0.00	1.79
		RAW	5225.00	5225.00	4975.00	0.00	5.03
		MUL	8095.00	8095.00	8095.00	0.00	0.00
		KAR	8300.00	8300.00	7082.50	0.00	17.19
		HYD	7000.00	7000.00	7000.00	0.00	0.00
2662002. LATHA PRESIDENT SUP. QLTY.	40 MTR.	LAH	3450.00	3450.00	3450.00	0.00	0.00
		MUL	7140.00	7140.00	6000.00	0.00	19.00
		KAR	3682.50	3682.50	3682.50	0.00	0.00
2662003. LATHA MAST QALANDER SUP. QLTY.	40 MTR.	MUL	4920.00	4920.00	4800.00	0.00	2.50
		KAR	2810.00	2810.00	2810.00	0.00	0.00
2662004. LATHA MUGHAL-E-AZAM SUP. QLTY.	40 MTR.	LAH	3650.00	3650.00	3650.00	0.00	0.00
		FAS	5650.00	5650.00	5500.00	0.00	2.73
		RAW	5150.00	5150.00	4775.00	0.00	7.85
		MUL	5880.00	5880.00	5680.00	0.00	3.52
		KAR	5100.00	5100.00	2620.00	0.00	94.66
		HYD	6000.00	6000.00	4500.00	0.00	33.33
055. Other Fabrics							
2669001. LAWN AVG. QLTY.	MTR.	LAH	75.50	75.50	75.50	0.00	0.00
		FAS	92.50	92.50	92.50	0.00	0.00
		RAW	117.50	117.50	102.50	0.00	14.63
		MUL	125.00	125.00	115.00	0.00	8.70
		KAR	115.00	115.00	95.00	0.00	21.05
		HYD	100.00	100.00	100.00	0.00	0.00
		SKR	70.00	70.00	45.00	0.00	55.56
		QTA	130.00	130.00	110.00	0.00	18.18
2669002. LAWN SUP. QLTY.	MTR.	LAH	177.50	177.50	177.50	0.00	0.00
		FAS	230.00	230.00	230.00	0.00	0.00
		RAW	195.00	195.00	172.50	0.00	13.04
		MUL	190.00	190.00	190.00	0.00	0.00

Contd.

7.10 Intercity Wholesale Prices of Selected Commodities

Group/Commodity/Item Specification	Unit	City	Prices (Rs.)			% Change in Jan.,2015 Over	
			Jan., 2015	Dec., 2014	Jan., 2014	Dec., 2014	Jan., 2014
2669003. GREY CLOTH 52"	MTR.	KAR	225.00	225.00	207.50	0.00	8.43
		QTA	152.50	152.50	132.50	0.00	15.09
		LAH	45.00	45.00	39.50	0.00	13.92
		FAS	62.50	62.50	58.50	0.00	6.84
		RAW	41.00	41.00	41.00	0.00	0.00
		MUL	100.00	90.00	90.00	11.11	11.11
2669004. GREY CLOTH 98"	MTR.	KAR	67.50	67.50	67.50	0.00	0.00
		LRK	105.00	105.00	105.00	0.00	0.00
		LAH	76.50	76.50	59.50	0.00	28.57
2669005. DRILL DYED	MTR.	FAS	122.50	122.50	115.00	0.00	6.52
		KAR	125.00	125.00	80.00	0.00	56.25
		LAH	75.50	75.50	54.50	0.00	38.53
	MTR.	FAS	105.00	105.00	85.00	0.00	23.53
		RAW	32.50	32.50	32.50	0.00	0.00
		KAR	105.00	105.00	67.50	0.00	55.56
		QTA	68.00	68.00	55.00	0.00	23.64
056. Silk & Reyon Fabrics							
2679001. KT. SHIRTING AL-KARAM SUP. QLTY.	MTR.	LAH	82.50	82.50	64.50	0.00	27.91
		RAW	117.50	117.50	102.50	0.00	14.63
		KAR	105.00	105.00	82.50	0.00	27.27
2679002. KT. SHIRTING TOYOBO SUP. QLTY.	MTR.	FAS	212.50	212.50	212.50	0.00	0.00
		RAW	117.50	117.50	102.50	0.00	14.63
		MUL	85.00	85.00	85.00	0.00	0.00
		KAR	72.50	72.50	72.50	0.00	0.00
2679003. WOOLY FLAT	MTR.	QTA	73.00	73.00	73.00	0.00	0.00
		LAH	47.50	47.50	30.50	0.00	55.74
		KAR	39.00	39.00	39.00	0.00	0.00
2679004. SILK AVG. QLTY.	MTR.	QTA	62.50	62.50	62.50	0.00	0.00
		LAH	59.00	59.00	49.00	0.00	20.41
		RAW	47.50	47.50	47.50	0.00	0.00
2679005. SILK SUP. QLTY.	MTR.	MUL	95.00	95.00	95.00	0.00	0.00
		KAR	41.00	41.00	41.00	0.00	0.00
		SKR	35.00	35.00	30.00	0.00	16.67
		QTA	55.00	55.00	55.00	0.00	0.00
		LAH	85.50	85.50	74.50	0.00	14.77
		FAS	237.50	237.50	237.50	0.00	0.00
2679006. LINEN STAR MILL KARACHI	MTR.	RAW	77.50	77.50	77.50	0.00	0.00
		QTA	75.00	75.00	75.00	0.00	0.00
		LAH	116.50	116.50	97.50	0.00	19.49
	MTR.	KAR	107.50	107.50	97.50	0.00	10.26
		QTA	92.00	92.00	78.00	0.00	17.95
057. Towels							
2684001. TOWEL MED SIZE AVG. QLTY.	DOZ.	LAH	1725.00	1725.00	1550.00	0.00	11.29
		FAS	1650.00	1650.00	1650.00	0.00	0.00
		KSR	1725.00	1725.00	1550.00	0.00	11.29
		KAR	2220.00	2220.00	1640.00	0.00	35.37
		SKR	2040.00	2040.00	1800.00	0.00	13.33
		PSH	2400.00	2400.00	2200.00	0.00	9.09
		QTA	1620.00	1620.00	1410.00	0.00	14.89

Contd.

7.10 Intercity Wholesale Prices of Selected Commodities

Group/Commodity/Item Specification	Unit	City	Prices (Rs.)			% Change in Jan.,2015 Over	
			Jan., 2015	Dec., 2014	Jan., 2014	Dec., 2014	Jan., 2014
			058. Blankets				
2711001. BLANKET MOONLITE SINGLE	EACH	LAH	2400.00	2400.00	2400.00	0.00	0.00
		RAW	2975.00	2975.00	2725.00	0.00	9.17
		KAR	2150.00	2150.00	1830.00	0.00	17.49
2711002. BLANKET MOONLITE DOUBLE	EACH	LAH	3000.00	3000.00	3000.00	0.00	0.00
		RAW	3325.00	3325.00	3125.00	0.00	6.40
		KAR	2650.00	2650.00	2335.00	0.00	13.49
059. Bed Sheets							
2712001. BED SHEET COTTON SINGLE AVG. QLTY.	DOZ.	LAH	3250.00	3250.00	3250.00	0.00	0.00
		FAS	4300.00	4300.00	4300.00	0.00	0.00
		KAR	4050.00	4050.00	3420.00	0.00	18.42
		SKR	3960.00	3960.00	3600.00	0.00	10.00
		PSH	4800.00	4800.00	4800.00	0.00	0.00
		QTA	3600.00	3600.00	2750.00	0.00	30.91
2712002. BED SHEET COTTON DOUBLE AVG. QLTY.	DOZ.	LAH	5650.00	5650.00	5650.00	0.00	0.00
		FAS	4900.00	4900.00	4900.00	0.00	0.00
		KAR	6300.00	6300.00	4200.00	0.00	50.00
		SKR	7800.00	7800.00	7800.00	0.00	0.00
		PSH	9600.00	9600.00	9600.00	0.00	0.00
		QTA	4250.00	4250.00	4250.00	0.00	0.00
060. Quilts							
2718001. READY MADE QUILT	EACH	LAH	875.00	750.00	750.00	16.67	16.67
		RAW	775.00	775.00	737.50	0.00	5.08
		KAR	1075.00	1075.00	760.00	0.00	41.45
		PSH	925.00	925.00	875.00	0.00	5.71
		QTA	600.00	600.00	600.00	0.00	0.00
061. Woolen Carpets							
2721001. WOOLEN CARPET	SQ.FT.	LAH	60.00	60.00	44.50	0.00	34.83
		KAR	51.00	51.00	51.00	0.00	0.00
062. Synthetic Carpets							
2729001. SYNTHETIC CARPET	SQ.FT.	LAH	32.50	32.50	21.50	0.00	51.16
		RAW	24.50	24.50	23.50	0.00	4.26
		KAR	45.50	45.50	45.50	0.00	0.00
		QTA	46.50	46.50	46.50	0.00	0.00
063. Hosiery Products							
2821001. UNDER WEAR MED. SIZE AVG. QLTY.	DOZ.	LAH	1125.00	1125.00	975.00	0.00	15.38
		FAS	780.00	780.00	780.00	0.00	0.00
		RAW	1712.50	1712.50	1475.00	0.00	16.10
		KAR	870.00	870.00	775.00	0.00	12.26
		SKR	780.00	780.00	780.00	0.00	0.00
		PSH	1440.00	1440.00	850.00	0.00	69.41
		QTA	420.00	420.00	420.00	0.00	0.00
2821002. VEST (BANYAN)MED. SIZE AVG. QLTY.	DOZ.	LAH	1175.00	1175.00	1025.00	0.00	14.63
		FAS	900.00	900.00	900.00	0.00	0.00
		RAW	1712.50	1712.50	1475.00	0.00	16.10
		KAR	888.00	888.00	775.00	0.00	14.58
		SKR	1322.50	1322.50	1322.50	0.00	0.00
		PSH	1190.00	1190.00	1020.00	0.00	16.67
		QTA	720.00	720.00	720.00	0.00	0.00
2821003. SOCKS NYLON MIXED GENTS SUP. QLTY.	DOZ.	LAH	1125.00	1125.00	1075.00	0.00	4.65
		FAS	710.00	710.00	710.00	0.00	0.00

Contd.

7.10 Intercity Wholesale Prices of Selected Commodities

Group/Commodity/Item Specification	Unit	City	Prices (Rs.)			% Change in Jan.,2015 Over	
			Jan., 2015	Dec., 2014	Jan., 2014	Dec., 2014	Jan., 2014
		RAW	812.50	812.50	812.50	0.00	0.00
		KAR	798.00	798.00	635.00	0.00	25.67
		SKR	860.00	860.00	860.00	0.00	0.00
		PSH	840.00	840.00	840.00	0.00	0.00
		QTA	620.00	620.00	620.00	0.00	0.00
2821004. SOCKS COTTON GENTS AVG. QLTY.	DOZ.	LAH	750.00	750.00	625.00	0.00	20.00
		FAS	510.00	510.00	510.00	0.00	0.00
		KAR	630.00	630.00	580.00	0.00	8.62
064. Readymade Garments							
2823101. PANTS GENTS (W&W) AVG. QLTY.	DOZ.	LAH	4250.00	4250.00	3575.00	0.00	18.88
		RAW	6950.00	6950.00	6250.00	0.00	11.20
		KAR	5100.00	5100.00	4900.00	0.00	4.08
2823102. SHORT	DOZ.	LAH	1250.00	1250.00	955.00	0.00	30.89
		KAR	1260.00	1260.00	1122.00	0.00	12.30
		HYD	2000.00	2000.00	2000.00	0.00	0.00
2823103. AWAMI SUIT(W&W) AVG. QLTY.	DOZ.	LAH	9000.00	9000.00	4525.00	0.00	98.90
		RAW	11250.00	11250.00	7950.00	0.00	41.51
		KAR	8100.00	8100.00	4985.00	0.00	62.49
		QTA	5400.00	5400.00	4800.00	0.00	12.50
2823201. SHIRT GENTS (W&W) AVG. QLTY.	DOZ.	LAH	3225.00	3225.00	3225.00	0.00	0.00
		RAW	4125.00	4125.00	3725.00	0.00	10.74
		KAR	4050.00	4050.00	3060.00	0.00	32.35
2823301. GIRL'S FROCK (W&W)	DOZ.	LAH	8750.00	8750.00	6650.00	0.00	31.58
		RAW	9350.00	9350.00	7100.00	0.00	31.69
		KAR	6450.00	6450.00	4560.00	0.00	41.45
3c) Leather Products							
065. Leather Without Hair							
2912001. SOLE LEATHER 5 MM GR-1	KG.	SAH	620.00	620.00	470.00	0.00	31.91
		KSR	425.00	425.00	400.00	0.00	6.25
2912002. SOLE LEATHER 4.5 MM GR-1	KG.	SAH	710.00	710.00	460.00	0.00	54.35
		KSR	490.00	490.00	420.00	0.00	16.67
2912003. SOLE LEATHER 4 MM GR-1	KG.	SAH	740.00	740.00	450.00	0.00	64.44
		KSR	510.00	510.00	410.00	0.00	24.39
066. Other Leather N.E.C							
2913001. CHROME LEATHER COW ANALINE GR-I	DM.	SAH	26.90	26.90	42.00	0.00	-35.95
		KSR	20.00	20.00	30.00	0.00	-33.33
2913002. CHROME LEATHER COW ANALINE GR-II	DM.	SAH	20.98	20.98	40.00	0.00	-47.55
		KSR	19.00	19.00	28.00	0.00	-32.14
2913003. CHROME LEATHER BUFF CALF (SUP)	DM.	SAH	17.76	17.76	35.00	0.00	-49.26
		KSR	17.00	17.00	25.00	0.00	-32.00
2913004. CHROME LEATHER BUFF CALF (B)	DM.	SAH	16.14	16.14	25.00	0.00	-35.44
		KSR	15.00	15.00	22.00	0.00	-31.82
067. Footweares							
2933001. GENTS SHOES PAUL BATA	PAIR	LAH	818.23	818.23	818.23	0.00	0.00
2933002. GENTS SANDAL BATA	PAIR	LAH	572.51	572.51	572.51	0.00	0.00
2933003. GENTS SLATE CHAPPAL BATA	PAIR	LAH	110.08	110.08	110.08	0.00	0.00
2933004. LADIES SANDAL BATA (EMOZIAN)	PAIR	LAH	490.61	490.61	490.61	0.00	0.00
2933005. LADIES SPOUNG CHAPPAL BATA(TROPICAL)	PAIR	LAH	109.52	109.52	109.52	0.00	0.00
2933006. CHILD SHOE POWER LIFE BATA	PAIR	LAH	285.85	285.85	285.85	0.00	0.00
2933007. GENTS SHOES ART 1109 SERVIS	PAIR	LAH	477.00	477.00	477.00	0.00	0.00

Contd.

7.10 Intercity Wholesale Prices of Selected Commodities

Group/Commodity/Item Specification	Unit	City	Prices (Rs.)			% Change in Jan.,2015 Over		
			Jan., 2015	Dec., 2014	Jan., 2014	Dec., 2014	Jan., 2014	
			2933008. CHEETAH 50 SIZE 3.5	PAIR	LAH	679.00	679.00	679.00
2933009. SERVIS SHOES WOMEN	PAIR	LAH	370.00	370.00	370.00	0.00	0.00	
2933010. SERVIS SHOES CHILDREN	PAIR	LAH	257.00	257.00	257.00	0.00	0.00	
4. Other Transportable Goods								
068. Timber								
3131001. TIMBER SHEESHAM	CMT.	LAH	59151.00	55618.00	52089.00	6.35	13.56	
		RAW	64449.50	64449.50	56503.50	0.00	14.06	
		KAR	51965.00	51965.00	45425.00	0.00	14.40	
		PSH	42378.00	42378.00	42378.00	0.00	0.00	
		QTA	55582.00	55582.00	43200.00	0.00	28.66	
3131002. TIMBER KERUING PINE WOOD	CMT.	RAW	62683.50	62683.50	59152.00	0.00	5.97	
		KAR	53412.50	53412.50	46900.00	0.00	13.89	
3131003. TIMBER PERTAL	CMT.	LAH	38845.50	35947.00	24366.50	8.06	59.42	
		RAW	48558.00	48558.00	45026.00	0.00	7.84	
		KAR	38404.00	38404.00	34700.00	0.00	10.67	
		PSH	52372.00	52372.00	52372.00	0.00	0.00	
3131004. TIMBER CHIR		QTA	31050.00	31050.00	31050.00	0.00	0.00	
	CMT.	LAH	32665.50	25602.50	18098.50	27.59	80.49	
		RAW	43260.50	43260.50	39729.00	0.00	8.89	
		KAR	30458.00	30458.00	26350.00	0.00	15.59	
3131005. TIMBER DEODAR	CMT.	RAW	97998.00	97998.00	92701.00	0.00	5.71	
		KAR	97996.50	97996.50	90950.00	0.00	7.75	
		PSH	95358.00	95358.00	95358.00	0.00	0.00	
		QTA	88000.00	88000.00	76950.00	0.00	14.36	
3131006. TIMBER TEAK WOOD	CMT.	LAH	143021.50	125364.50	97997.50	14.08	45.94	
		KAR	115653.00	115653.00	108300.00	0.00	6.79	
069. Printing Paper								
3212901. OFFSET PAPER FLYING FINISH	KG.	KAR	85.00	85.00	86.00	0.00	-1.16	
3212902. ART PAPER "LEYKAM"/CHINA	KG.	KAR	115.00	115.00	114.00	0.00	0.88	
3212903. PRINTING PAPER ROYAL CENTURY	KG.	KAR	90.00	90.00	90.00	0.00	0.00	
3212904. PHOTOSTAT PAPER 210X297 A-4(80GM)	KG.	KAR	370.00	370.00	370.00	0.00	0.00	
070. Hard Board								
3213301. KRAFT LINES BOARD (BRAZIL-125)	KG.	KAR	110.00	110.00	110.00	0.00	0.00	
071. Coke								
3310001. COKE	MT.	KAR	60000.00	60000.00	60000.00	0.00	0.00	
072. Motor Spirit								
3331001. MOTOR SPRIT 87 RON	LTR.	KAR	78.22	84.47	112.70	-7.40	-30.59	
073. Diesel Oil								
3333001. DIESEL OIL LIGHT SPEED (BULK)	LTR.	KAR	67.43	77.98	101.17	-13.53	-33.35	
3333002. DIESEL OIL HIGH SPEED(BULK)	LTR.	KAR	86.17	94.03	116.69	-8.36	-26.15	
074. Kerosine Oil								
3334001. Kerosine Oil	LTR.	KAR	78.47	90.78	107.86	-13.56	-27.25	
075. Furnace Oil								
3337001. HIGH SULPHER FURNACE OIL(HSFO)	MT.	KAR	36831.00	48977.00	66660.00	-24.80	-44.75	
076. Mobil Oil								
3338001. HAVOLINE MOBIL OIL PETROL ENGN.	4 LTR.	FAS	1950.00	1950.00	1950.00	0.00	0.00	
		RAW	1987.50	1987.50	1912.50	0.00	3.92	
		MUL	1780.00	1780.00	1660.00	0.00	7.23	
		GJT	1790.00	1790.00	1660.00	0.00	7.83	
		KAR	2157.00	2157.00	2000.00	0.00	7.85	

Contd.

7.10 Intercity Wholesale Prices of Selected Commodities

Group/Commodity/Item Specification	Unit	City	Prices (Rs.)			% Change in Jan.,2015 Over	
			Jan., 2015	Dec., 2014	Jan., 2014	Dec., 2014	Jan., 2014
		PSH	1640.00	1640.00	1540.00	0.00	6.49
		QTA	1670.00	1670.00	1670.00	0.00	0.00
3338002. HAVOLINE MOBIL OIL CNG ENGN.	4 LTR.	FAS	1600.00	1600.00	1600.00	0.00	0.00
		RAW	1962.50	1962.50	1887.50	0.00	3.97
		MUL	1830.00	1830.00	1720.00	0.00	6.40
		GJT	1835.00	1835.00	1720.00	0.00	6.69
		KAR	1833.00	1833.00	1720.00	0.00	6.57
		PSH	1680.00	1680.00	1640.00	0.00	2.44
		QTA	1725.00	1725.00	1685.00	0.00	2.37
077. Chemicals							
3414001. STEARIC ACID	LB.	LAH	110.00	110.00	95.00	0.00	15.79
		KAR	106.50	102.50	104.50	3.90	1.91
3414002. ACETIC ACID	LB.	LAH	80.00	80.00	54.50	0.00	46.79
		KAR	59.00	55.50	48.50	6.31	21.65
		PSH	57.00	57.00	60.00	0.00	-5.00
3414003. TARTARIC POWDER	50 KG.	LAH	18000.00	18000.00	16500.00	0.00	9.09
		KAR	11000.00	10500.00	8987.50	4.76	22.39
3414004. CITRIC ACID	50 KG.	LAH	6500.00	6500.00	5900.00	0.00	10.17
		KAR	6350.00	6250.00	6512.50	1.60	-2.50
		PSH	6500.00	6500.00	7500.00	0.00	-13.33
3414005. CHINA CLAY	M.T.	KAR	53500.00	52000.00	42000.00	2.88	27.38
3414006. BLEACHING POWDER	50 KG.	LAH	2500.00	2500.00	1975.00	0.00	26.58
		KSR	2900.00	2900.00	1950.00	0.00	48.72
		KAR	2025.00	1975.00	1200.00	2.53	68.75
		PSH	3800.00	3800.00	2000.00	0.00	90.00
3414007. GLUCOSE POWDER	50 KG.	LAH	5200.00	5200.00	5000.00	0.00	4.00
		KAR	5200.00	5200.00	4500.00	0.00	15.56
		PSH	5400.00	5400.00	5000.00	0.00	8.00
3422001. ZINC OXIDE	50 KG.	LAH	19000.00	19000.00	19000.00	0.00	0.00
		PSH	16500.00	16500.00	16000.00	0.00	3.13
3423101. CAUSTIC SODA	50 KG.	LAH	3900.00	3900.00	3900.00	0.00	0.00
		KSR	3900.00	3900.00	3900.00	0.00	0.00
		KAR	4150.00	4000.00	3932.50	3.75	5.53
		PSH	4000.00	3900.00	5000.00	2.56	-20.00
3423102. SULPHURIC ACID	100 KG.	LAH	2500.00	2500.00	2500.00	0.00	0.00
		KAR	2400.00	2400.00	2150.00	0.00	11.63
		PSH	2000.00	2000.00	2200.00	0.00	-9.09
3423103. MERCURY	KG.	LAH	14000.00	14000.00	16000.00	0.00	-12.50
		KAR	14000.00	14000.00	12300.00	0.00	13.82
		PSH	12000.00	12000.00	15000.00	0.00	-20.00
3424001. SODA ASH LIGHT 80 KG. BAG	BAG	LAH	3800.00	3800.00	3800.00	0.00	0.00
		KSR	3725.00	3725.00	3725.00	0.00	0.00
		KAR	3420.00	3360.00	2000.00	1.79	71.00
		PSH	3360.00	3360.00	3520.00	0.00	-4.55
3424002. SODIUM BI- CARBONATE.	50 KG.	LAH	2500.00	2500.00	2250.00	0.00	11.11
		KAR	2850.00	2750.00	2300.00	3.64	23.91
		PSH	2400.00	2400.00	2200.00	0.00	9.09
3424003. SALT EPSUM	100 KG.	LAH	1600.00	1600.00	1600.00	0.00	0.00
		KAR	1800.00	1800.00	1252.50	0.00	43.71
		PSH	2600.00	2600.00	1800.00	0.00	44.44

Contd.

7.10 Intercity Wholesale Prices of Selected Commodities

Group/Commodity/Item Specification	Unit	City	Prices (Rs.)			% Change in Jan.,2015 Over	
			Jan., 2015	Dec., 2014	Jan., 2014	Dec., 2014	Jan., 2014
078. Dyeing Material							
3431001. DYES RED B-BASE	LB.	KAR	260.00	250.00	250.00	4.00	4.00
3431002. DYES ORITEX JAPAN RED HR-2.	LB.	KAR	225.00	225.00	225.00	0.00	0.00
3431003. DYED REACTIVE VIOLET H-3R	LB.	KAR	250.00	250.00	140.00	0.00	78.57
079. Fertilizers							
3461101. SONA UREA	MT.	LAH	38000.00	36500.00	35500.00	4.11	7.04
		FAS	39000.00	38400.00	37500.00	1.56	4.00
		MUL	38000.00	38000.00	36000.00	0.00	5.56
		PSH	39000.00	38400.00	38600.00	1.56	1.04
3461102. KISAN UREA	MT.	LAH	38000.00	36500.00	35500.00	4.11	7.04
		FAS	38400.00	38000.00	37000.00	1.05	3.78
		MUL	36600.00	37000.00	33000.00	-1.08	10.91
		GUJ	36000.00	34500.00	36400.00	4.35	-1.10
		PSH	38000.00	37600.00	38000.00	1.06	0.00
3461401. CALCIUM AMMONIUM NITRATE	MT.	LAH	32500.00	32500.00	31000.00	0.00	4.84
		FAS	32600.00	33000.00	30700.00	-1.21	6.19
		MUL	31000.00	31200.00	28000.00	-0.64	10.71
		GUJ	33000.00	31000.00	30000.00	6.45	10.00
		PSH	31000.00	31000.00	31000.00	0.00	0.00
3462101. SINGLE SUPPER PHOSPHATE (GR) 18PC	MT.	LAH	20000.00	20000.00	20000.00	0.00	0.00
		FAS	18000.00	19000.00	19500.00	-5.26	-7.69
		MUL	18200.00	18600.00	18000.00	-2.15	1.11
		GUJ	19000.00	18000.00	18000.00	5.56	5.56
		PSH	20000.00	20000.00	20000.00	0.00	0.00
3462102. SINGLE SUPER PHOSPHATE (PD) 18PC	MT.	LAH	21000.00	21000.00	21000.00	0.00	0.00
		FAS	21950.00	21950.00	21950.00	0.00	0.00
		MUL	21900.00	21900.00	21900.00	0.00	0.00
		GUJ	22000.00	22000.00	22000.00	0.00	0.00
		PSH	25100.00	25100.00	25100.00	0.00	0.00
3462103. TRIPLE SUPER PHOSPHATE (GR)	MT.	LAH	61750.00	61750.00	61750.00	0.00	0.00
		FAS	61850.00	61850.00	61850.00	0.00	0.00
		MUL	62050.00	62050.00	62050.00	0.00	0.00
		GUJ	66000.00	66000.00	66000.00	0.00	0.00
		PSH	60000.00	60000.00	60000.00	0.00	0.00
3463201. SULPHATE OF POTASH	MT.	LAH	97000.00	97000.00	84000.00	0.00	15.48
		MUL	83600.00	83600.00	83600.00	0.00	0.00
		KSR	97000.00	97000.00	84000.00	0.00	15.48
3464101. NITRO PHOSPHATE	MT.	LAH	50000.00	50000.00	48000.00	0.00	4.17
		FAS	52000.00	55000.00	47500.00	-5.45	9.47
		MUL	52200.00	54200.00	47400.00	-3.69	10.13
		GUJ	53000.00	52000.00	48000.00	1.92	10.42
		PSH	54000.00	54000.00	48000.00	0.00	12.50
3464201. DIA-AMMONIUM PHOSPHATE	MT.	LAH	76000.00	74200.00	69000.00	2.43	10.14
		FAS	75000.00	76000.00	67500.00	-1.32	11.11
		MUL	74000.00	77000.00	65600.00	-3.90	12.80
		GUJ	76000.00	75000.00	66000.00	1.33	15.15
		PSH	75000.00	74000.00	66000.00	1.35	13.64
3464401. NITROGEN PHOSPHATE AND POTACIUM(NPK	MT.	LAH	63000.00	63000.00	60000.00	0.00	5.00
		GUJ	62000.00	60000.00	58000.00	3.33	6.90
		SAR	59800.00	59800.00	62920.00	0.00	-4.96
		HYD	61680.00	61680.00	61760.00	0.00	-0.13

Contd.

7.10 Intercity Wholesale Prices of Selected Commodities

Group/Commodity/Item Specification	Unit	City	Prices (Rs.)			% Change in Jan.,2015 Over	
			Jan., 2015	Dec., 2014	Jan., 2014	Dec., 2014	Jan., 2014
			080. Pesticides				
3466101. THIODAN 35 EC(AGRICULTURE) 1 LTR	BOTTLE	LAH	580.00	580.00	580.00	0.00	0.00
		FAS	1050.00	1050.00	1050.00	0.00	0.00
		MUL	1150.00	1150.00	850.00	0.00	35.29
		SAR	875.00	875.00	850.00	0.00	2.94
		GJT	500.00	500.00	500.00	0.00	0.00
		KAR	96.85	96.85	0.00	0.00	-----
		HYD	750.00	750.00	750.00	0.00	0.00
		MPK	600.00	600.00	600.00	0.00	0.00
3466102. DURSBAN TC(TERMITICIDE CONC.)	BOTTLE	LAH	1050.00	1050.00	1050.00	0.00	0.00
		FAS	1265.00	1265.00	1265.00	0.00	0.00
		MUL	1550.00	1550.00	1450.00	0.00	6.90
		SAR	1000.00	1000.00	1000.00	0.00	0.00
3466103. SANSABZ (VEGETABLES) 1 LTR.	BOTTLE	LAH	210.00	210.00	210.00	0.00	0.00
		FAS	360.00	360.00	360.00	0.00	0.00
		MUL	600.00	600.00	255.00	0.00	135.29
		SAR	250.00	250.00	250.00	0.00	0.00
		GJT	500.00	500.00	400.00	0.00	25.00
3466104. MALATHION (ALL ANIMALS) 1 LTR.	BOTTLE	LAH	800.00	800.00	470.00	0.00	70.21
		FAS	1300.00	1300.00	980.00	0.00	32.65
		GUJ	1100.00	1000.00	800.00	10.00	37.50
		GJT	1200.00	1000.00	800.00	20.00	50.00
081. Insecticides							
3471001. L-D POLYTHYLENE	LB.	KAR	85.88	94.00	100.13	-8.64	-14.23
3473001. POLYSTRENE GP.	55 LB.	KAR	5200.00	6200.00	3691.00	-16.13	40.88
082. Paints & Varnishes							
3511001. SYN CLEAR VARNISH (BUXLYS)	3 LTR.	LAH	1050.00	1050.00	1050.00	0.00	0.00
		KAR	1175.00	1125.00	1020.00	4.44	15.20
3511002. SYN CLEAR VARNISH (BERGER)	3 LTR.	LAH	1150.00	1150.00	1150.00	0.00	0.00
		KAR	1325.00	1262.50	1210.00	4.95	9.50
3511003. SYN ENAMEL VIP (BERGER)	3.6 LTR	LAH	1700.00	1700.00	1700.00	0.00	0.00
		RAW	1322.50	1355.00	1225.00	-2.40	7.96
		KAR	1600.00	1550.00	1440.00	3.23	11.11
3511004. SYN ENAMEL 413 (BUXLYS)	3.6 LTR	LAH	1370.00	1370.00	1370.00	0.00	0.00
		RAW	1315.00	1345.00	1220.00	-2.23	7.79
		KAR	1600.00	1550.00	1440.00	3.23	11.11
3511005. VIP PLASTIC EMULSION (BERGER)	4 LTR.	LAH	1750.00	1750.00	1750.00	0.00	0.00
		RAW	1545.00	1575.00	1437.50	-1.90	7.48
		KAR	1425.00	1350.00	850.00	5.56	67.65
3511006. PLASTIC BOUND DISTEMPER(BUXLYS)	6 KG.	LAH	1210.00	1210.00	1210.00	0.00	0.00
		RAW	990.00	1025.00	905.00	-3.41	9.39
		KAR	975.00	950.00	760.00	2.63	28.29
3511007. ICI PLASTIC EMULSION	4 LTR	LAH	1800.00	1800.00	1800.00	0.00	0.00
		RAW	1690.00	1725.00	1615.00	-2.03	4.64
		KAR	1750.00	1700.00	1620.00	2.94	8.02
083. Medicines							
3526001. PANADOL TAB. (200)	PACKET	LAH	153.00	153.00	153.00	0.00	0.00
		RAW	165.00	165.00	165.00	0.00	0.00
		MUL	153.00	153.00	153.00	0.00	0.00
		KAR	165.00	165.00	187.20	0.00	-11.86

Contd.

7.10 Intercity Wholesale Prices of Selected Commodities

Group/Commodity/Item Specification	Unit	City	Prices (Rs.)			% Change in Jan.,2015 Over	
			Jan., 2015	Dec., 2014	Jan., 2014	Dec., 2014	Jan., 2014
3526002. DISPRIN TAB. (600)	PACKET	MPK	153.00	153.00	153.00	0.00	0.00
		PSH	160.00	160.00	155.00	0.00	3.23
		QTA	180.00	180.00	180.00	0.00	0.00
		LAH	525.00	525.00	525.00	0.00	0.00
		RAW	372.50	372.50	372.50	0.00	0.00
		MUL	510.00	510.00	510.00	0.00	0.00
		KAR	459.00	459.00	459.00	0.00	0.00
		MPK	360.00	360.00	360.00	0.00	0.00
3526003. FLAGYL TAB. (200)	PACKET	PSH	516.00	516.00	516.00	0.00	0.00
		QTA	440.00	440.00	440.00	0.00	0.00
		LAH	170.00	170.00	170.00	0.00	0.00
		RAW	255.00	255.00	255.00	0.00	0.00
		MUL	270.00	270.00	255.00	0.00	5.88
		KAR	260.00	260.00	260.00	0.00	0.00
		MPK	260.00	260.00	260.00	0.00	0.00
		PSH	283.00	283.00	172.00	0.00	64.53
3526004. VENTOLIN TAB.(100)	PACKET	QTA	180.00	180.00	170.00	0.00	5.88
		LAH	82.00	82.00	73.10	0.00	12.18
		RAW	85.00	85.00	73.00	0.00	16.44
		MUL	121.00	121.00	105.20	0.00	15.02
		KAR	86.53	86.53	86.53	0.00	0.00
		MPK	73.20	73.20	73.20	0.00	0.00
		PSH	72.00	72.00	74.00	0.00	-2.70
		QTA	80.00	80.00	73.20	0.00	9.29
3526005. DAONIL TAB. (60)	PACKET	LAH	75.12	75.12	75.12	0.00	0.00
		RAW	86.50	86.50	75.00	0.00	15.33
		MUL	86.31	86.31	75.05	0.00	15.00
		KAR	88.00	88.00	88.00	0.00	0.00
		MPK	76.00	76.00	76.00	0.00	0.00
		PSH	90.00	90.00	78.00	0.00	15.38
		QTA	90.00	90.00	88.00	0.00	2.27
		LAH	87.50	87.50	87.50	0.00	0.00
3526006. ENTOX TAB. (100)	PACKET	RAW	73.00	73.00	73.00	0.00	0.00
		MUL	85.00	85.00	85.00	0.00	0.00
		KAR	100.00	100.00	100.00	0.00	0.00
		MPK	85.00	85.00	85.00	0.00	0.00
		PSH	100.00	100.00	86.00	0.00	16.28
		QTA	85.00	85.00	85.00	0.00	0.00
		LAH	622.00	622.00	622.00	0.00	0.00
		RAW	620.00	620.00	620.00	0.00	0.00
3526007. CALCIUM TAB. 1000 SANDOZ	06 BOTT	MUL	622.20	622.20	622.20	0.00	0.00
		KAR	732.00	732.00	732.00	0.00	0.00
		MPK	520.00	520.00	520.00	0.00	0.00
		PSH	630.00	630.00	630.00	0.00	0.00
		QTA	636.00	636.00	425.00	0.00	49.65
		LAH	87.56	87.56	87.56	0.00	0.00
		RAW	99.50	99.50	90.00	0.00	10.56
		MUL	99.45	99.45	87.50	0.00	13.66
3526008. RENITEC TAB. 5 MG. (20)	PACKET	KAR	100.00	100.00	100.00	0.00	0.00
		MPK	88.00	88.00	88.00	0.00	0.00
		PSH	105.30	105.30	87.30	0.00	20.62

Contd.

7.10 Intercity Wholesale Prices of Selected Commodities

Group/Commodity/Item Specification	Unit	City	Prices (Rs.)			% Change in Jan.,2015 Over	
			Jan., 2015	Dec., 2014	Jan., 2014	Dec., 2014	Jan., 2014
3526009. CARMINA (150 TABLETS)	06 BOTT	QTA	102.00	102.00	87.00	0.00	17.24
		LAH	150.00	150.00	150.00	0.00	0.00
		RAW	120.00	120.00	120.00	0.00	0.00
		MUL	153.00	153.00	150.00	0.00	2.00
		KAR	180.00	180.00	156.00	0.00	15.38
3526010. SUALIN (250 TAB.) STRIP	EACH	PSH	170.00	170.00	120.00	0.00	41.67
		LAH	68.75	68.75	68.75	0.00	0.00
		RAW	78.00	78.00	78.00	0.00	0.00
		KAR	132.00	132.00	132.00	0.00	0.00
		PSH	150.00	150.00	150.00	0.00	0.00
3526011. SANCOS SYRUP 60 MG.	06 BOTT	LAH	331.50	331.50	331.50	0.00	0.00
		RAW	142.50	142.50	137.00	0.00	4.01
		MUL	280.50	280.50	280.50	0.00	0.00
		KAR	160.00	160.00	156.00	0.00	2.56
		MPK	285.00	285.00	285.00	0.00	0.00
		PSH	300.00	300.00	300.00	0.00	0.00
3526012. PHENRGONE SYRUP 120 MG	06 BOTT	QTA	287.00	287.00	275.00	0.00	4.36
		LAH	179.66	179.66	179.66	0.00	0.00
		RAW	168.00	168.00	142.00	0.00	18.31
		MUL	168.30	168.30	153.00	0.00	10.00
		KAR	198.00	198.00	198.00	0.00	0.00
		MPK	170.00	170.00	170.00	0.00	0.00
3526013. CALPOL SYRUP	06 BOTT	PSH	170.28	170.28	170.00	0.00	0.16
		QTA	195.00	195.00	195.00	0.00	0.00
		LAH	135.00	135.00	135.00	0.00	0.00
		RAW	143.00	143.00	132.00	0.00	8.33
		MUL	127.50	127.50	127.50	0.00	0.00
		KAR	150.00	150.00	150.00	0.00	0.00
3526014. HYDERLIN SYRUP	06 BOTT	MPK	214.20	214.20	129.00	0.00	66.05
		PSH	144.48	144.48	129.00	0.00	12.00
		QTA	125.00	125.00	125.00	0.00	0.00
		LAH	300.90	300.90	300.90	0.00	0.00
		RAW	327.50	327.50	158.00	0.00	107.28
		MUL	316.20	316.20	300.90	0.00	5.08
3526015. SAFI HAMDARD 100 ML	06 BOTT	KAR	312.00	312.00	312.00	0.00	0.00
		MPK	312.00	312.00	312.00	0.00	0.00
		PSH	342.00	342.00	305.00	0.00	12.13
		QTA	378.00	378.00	300.90	0.00	25.62
		LAH	228.00	228.00	228.00	0.00	0.00
		RAW	216.00	216.00	216.00	0.00	0.00
3526016. HONEY TUBE (HAMDARD)	06 TUBE	MUL	210.00	210.00	210.00	0.00	0.00
		KAR	276.00	276.00	255.00	0.00	8.24
		PSH	240.00	240.00	240.00	0.00	0.00
		QTA	193.00	193.00	193.00	0.00	0.00
		LAH	540.00	540.00	204.00	0.00	164.71
		KAR	552.00	552.00	510.00	0.00	8.24
3526017. BETNOVATE-N OINTMENT	06 TUBE	MPK	516.00	516.00	516.00	0.00	0.00
		PSH	480.00	480.00	480.00	0.00	0.00
		QTA	582.00	582.00	185.00	0.00	214.59
		LAH	153.12	153.12	153.12	0.00	0.00
		RAW	148.00	148.00	148.00	0.00	0.00

Contd.

7.10 Intercity Wholesale Prices of Selected Commodities

Group/Commodity/Item Specification	Unit	City	Prices (Rs.)			% Change in Jan.,2015 Over	
			Jan., 2015	Dec., 2014	Jan., 2014	Dec., 2014	Jan., 2014
		MUL	170.04	170.04	147.90	0.00	14.97
		KAR	168.00	168.00	148.00	0.00	13.51
		MPK	156.00	156.00	156.00	0.00	0.00
		PSH	150.00	150.00	150.00	0.00	0.00
		QTA	162.00	162.00	162.00	0.00	0.00
3526018. BURNOL	06 TUBE	LAH	85.08	85.08	85.08	0.00	0.00
		RAW	82.00	82.00	82.00	0.00	0.00
		MUL	82.00	82.00	81.60	0.00	0.49
		KAR	96.00	96.00	96.00	0.00	0.00
		MPK	81.60	81.60	81.60	0.00	0.00
		PSH	87.00	87.00	87.00	0.00	0.00
		QTA	81.00	81.00	81.00	0.00	0.00
3526019. O.R.S.FLAVOURED (SEARLE)	DOZEN	LAH	180.00	180.00	108.00	0.00	66.67
		RAW	183.50	183.50	163.50	0.00	12.23
		MUL	173.40	173.40	153.80	0.00	12.74
		KAR	174.00	174.00	137.70	0.00	26.36
		PSH	154.80	154.80	154.80	0.00	0.00
		QTA	156.00	156.00	350.00	0.00	-55.43
3526020. JOSHANDA HAMDARD	DOZEN	LAH	276.00	276.00	59.00	0.00	367.80
		MUL	216.00	216.00	62.40	0.00	246.15
		KAR	264.00	264.00	220.00	0.00	20.00
		MPK	123.84	123.84	123.84	0.00	0.00
		PSH	82.00	82.00	48.00	0.00	70.83
		QTA	221.00	221.00	221.00	0.00	0.00
3526021. COTTON BANDAGE 2" SIZE	06 NO.S	LAH	39.00	39.00	39.00	0.00	0.00
		RAW	48.00	48.00	48.00	0.00	0.00
		MUL	24.00	24.00	24.00	0.00	0.00
		KAR	30.00	30.00	28.50	0.00	5.26
		MPK	54.00	54.00	54.00	0.00	0.00
		PSH	22.00	22.00	22.00	0.00	0.00
084. Soaps & Detergents							
3532101. LIFE BOUY SOAP (125 GM.)	DOZ.	LAH	401.00	401.00	401.00	0.00	0.00
		RAW	377.50	377.50	377.50	0.00	0.00
		KSR	401.00	401.00	401.00	0.00	0.00
		KAR	396.00	396.00	396.00	0.00	0.00
		PSH	420.00	420.00	400.00	0.00	5.00
		QTA	370.00	370.00	360.00	0.00	2.78
3532102. LUX-STD. (70 GM.)	DOZ.	LAH	383.00	383.00	383.00	0.00	0.00
		RAW	361.00	361.00	361.00	0.00	0.00
		KAR	384.00	384.00	360.00	0.00	6.67
		PSH	380.00	380.00	342.50	0.00	10.95
		QTA	360.00	360.00	330.00	0.00	9.09
3532201. SUPER ACTIVE SURF (130 GM.)	DOZ.	LAH	230.00	230.00	230.00	0.00	0.00
		MUL	229.16	229.16	229.16	0.00	0.00
		KAR	232.00	232.00	232.00	0.00	0.00
		SKR	248.88	248.88	229.20	0.00	8.59
3532202. ARIEL (100 GM)	DOZ.	LAH	230.00	230.00	242.00	0.00	-4.96
		GUJ	228.00	228.00	228.00	0.00	0.00
		KAR	163.00	163.00	156.00	0.00	4.49
		MPK	180.00	180.00	180.00	0.00	0.00

Contd.

7.10 Intercity Wholesale Prices of Selected Commodities

Group/Commodity/Item Specification	Unit	City	Prices (Rs.)			% Change in Jan.,2015 Over		
			Jan., 2015	Dec., 2014	Jan., 2014	Dec., 2014	Jan., 2014	
			3532203. VIM DETERGENT POLY BAG (1000 G.)	DOZ.	LAH	750.00	750.00	630.00
		RAW	715.00	715.00	645.00	0.00	10.85	
		KAR	640.00	640.00	540.00	0.00	18.52	
		SKR	720.00	720.00	733.08	0.00	-1.78	
		PSH	680.00	680.00	648.00	0.00	4.94	
		MNG	516.00	516.00	516.00	0.00	0.00	
		QTA	624.00	624.00	486.00	0.00	28.40	
3532204. MAXIMUM POWER BRITE POLYBAG(400GM)	DOZ.	LAH	1404.00	1404.00	1404.00	0.00	0.00	
		RAW	862.50	862.50	862.50	0.00	0.00	
		KAR	1060.00	1060.00	1020.00	0.00	3.92	
		MPK	1416.00	1416.00	1416.00	0.00	0.00	
		PSH	1325.00	1325.00	1325.00	0.00	0.00	
3532205. EXPRESS DETERGENT(1000GM)	DOZ.	KAR	1440.00	1440.00	1128.00	0.00	27.66	
3532206. WASHING SOAP BETA/SUFI/GUY	DOZ.	LAH	5720.00	5720.00	5720.00	0.00	0.00	
		RAW	3825.00	3825.00	3825.00	0.00	0.00	
		KSR	5580.00	5580.00	5580.00	0.00	0.00	
		SKR	3440.00	3440.00	5700.00	0.00	-39.65	
		PSH	6100.00	6100.00	6100.00	0.00	0.00	
3532207. WASHING SOAP NYLON 101 CAKE	DOZ.	LAH	269.00	269.00	269.00	0.00	0.00	
		RAW	237.50	237.50	237.50	0.00	0.00	
		SAR	320.00	320.00	432.00	0.00	-25.93	
		BNU	190.00	190.00	180.00	0.00	5.56	
		QTA	300.00	300.00	300.00	0.00	0.00	
3532301. TOOTHPASTE MACLEAN'S (LARGE SIZE)	DOZ.	RAW	575.00	575.00	575.00	0.00	0.00	
		KAR	1080.00	1080.00	1080.00	0.00	0.00	
3532302. TOOTHPASTE FARHAN'S (STD. SIZE)	DOZ.	KAR	492.00	492.00	492.00	0.00	0.00	
3532303. TALC SAMSOL/SWISS MISS (STD.SIZE)	DOZ.	RAW	565.00	565.00	565.00	0.00	0.00	
		KAR	1092.00	1092.00	1092.00	0.00	0.00	
3532304. PONDS COLD CREAM (MED SIZE.)	DOZ.	LAH	1200.00	1200.00	1200.00	0.00	0.00	
		RAW	1127.50	1127.50	1127.50	0.00	0.00	
		KAR	1194.00	1109.00	1109.00	7.66	7.66	
3532305. PONDS VANISHING CREAM (MED SIZE)	DOZ.	LAH	2450.00	2450.00	2450.00	0.00	0.00	
		RAW	1127.50	1127.50	1127.50	0.00	0.00	
		KAR	1009.00	1009.00	1009.00	0.00	0.00	
3532306. ADMIRAL SHAVING CREAM (MED.SIZE)	DOZ.	LAH	660.00	660.00	564.00	0.00	17.02	
		RAW	625.00	625.00	625.00	0.00	0.00	
		KAR	648.00	648.00	600.00	0.00	8.00	
3532307. HAIR BRYL CREAM (MED. SIZE).	DOZ.	RAW	1125.00	1125.00	1125.00	0.00	0.00	
		KAR	984.00	984.00	940.00	0.00	4.68	
3532308. JOHNSON'S BABY POWDER/MOTHER CARE	DOZ.	KAR	798.00	768.00	730.00	3.91	9.32	
3532309. SUN SILK SHAMPOO LOCAL 10 ML.	DOZ.	RAW	51.00	51.00	51.00	0.00	0.00	
		KAR	55.00	55.00	58.00	0.00	-5.17	
085. Auto Tyres								
3611101. AUTO TYRE GEN/SUZ/ALTO/MEHRAN	EACH	LAH	2700.00	2700.00	2700.00	0.00	0.00	
		RAW	3075.00	3075.00	2975.00	0.00	3.36	
		KAR	2850.00	2850.00	1650.00	0.00	72.73	
3611201. MOTOR CYCLE TYRE YAMAHA-100	EACH	LAH	1280.00	1280.00	1280.00	0.00	0.00	
		RAW	962.50	962.50	962.50	0.00	0.00	
		KAR	1200.00	1200.00	1200.00	0.00	0.00	

Contd.

7.10 Intercity Wholesale Prices of Selected Commodities

Group/Commodity/Item Specification	Unit	City	Prices (Rs.)			% Change in Jan.,2015 Over	
			Jan., 2015	Dec., 2014	Jan., 2014	Dec., 2014	Jan., 2014
3611202. MOTOR CYCLE TYRE HONDA CD-70	EACH	LAH	860.00	860.00	860.00	0.00	0.00
		RAW	962.50	962.50	962.50	0.00	0.00
		KAR	1200.00	1200.00	1200.00	0.00	0.00
3611203. MOTOR CYCLE TYRE SUZUKI 80 CC.	EACH	LAH	960.00	960.00	960.00	0.00	0.00
		RAW	937.50	937.50	937.50	0.00	0.00
		KAR	1200.00	1200.00	1200.00	0.00	0.00
3611204. CYCLE TYRE SERVIS (28x1/2")	EACH	LAH	250.00	250.00	250.00	0.00	0.00
		KAR	225.00	225.00	200.00	0.00	12.50
3611205. CYCLE TYRE DIAMOND (28x1/2")	EACH	LAH	300.00	300.00	300.00	0.00	0.00
		RAW	287.50	287.50	265.00	0.00	8.49
		KAR	215.00	215.00	200.00	0.00	7.50
3611401. AUTO TUBE GEN/SUZ/ALTO/MEHRAN	EACH	LAH	270.00	270.00	270.00	0.00	0.00
		RAW	295.00	295.00	295.00	0.00	0.00
		KAR	322.50	322.50	322.50	0.00	0.00
3611402. MOTOR CYCLE TUBE YAMAHA-100	EACH	LAH	185.00	185.00	185.00	0.00	0.00
		RAW	192.50	192.50	192.50	0.00	0.00
		KAR	257.50	257.50	257.50	0.00	0.00
3611403. MOTOR CYCLE TUBE HONDA CD-70	EACH	LAH	175.00	175.00	175.00	0.00	0.00
		RAW	192.50	192.50	192.50	0.00	0.00
		KAR	257.50	257.50	257.50	0.00	0.00
3611404. MOTOR CYCLE TUBE SUZUKI 80 CC.	EACH	LAH	195.00	195.00	195.00	0.00	0.00
		KAR	257.50	257.50	252.50	0.00	1.98
3611405. CYCLE TUBES SERVIS (28x1/2)	EACH	LAH	105.00	105.00	105.00	0.00	0.00
		KAR	132.50	132.50	130.00	0.00	1.92
3611406. CYCLE TUBES DIAMOND (28x1/2)	EACH	LAH	115.00	115.00	115.00	0.00	0.00
		RAW	92.50	92.50	92.50	0.00	0.00
		KAR	127.50	127.50	125.00	0.00	2.00
086. Plastic Products							
3694001. WATER COOLER 9 LTR.	EACH	LAH	400.00	400.00	360.00	0.00	11.11
		KAR	465.00	465.00	380.00	0.00	22.37
		PSH	450.00	450.00	450.00	0.00	0.00
		QTA	410.00	410.00	410.00	0.00	0.00
3694002. BUCKET MED. SIZE	EACH	LAH	300.00	300.00	245.00	0.00	22.45
		GUJ	225.00	225.00	225.00	0.00	0.00
		GJT	220.00	220.00	220.00	0.00	0.00
		KAR	270.00	270.00	270.00	0.00	0.00
		PSH	355.00	355.00	350.00	0.00	1.43
3694003. DINNER SET PLASTIC 42/48/52 PIECES	EACH	LAH	1975.00	1975.00	1975.00	0.00	0.00
		RAW	4600.00	4600.00	4100.00	0.00	12.20
		MUL	2450.00	2450.00	2450.00	0.00	0.00
		KAR	2100.00	2100.00	1925.00	0.00	9.09
		PSH	2100.00	2100.00	1550.00	0.00	35.48
3694004. HOT POT PLASTIC 3 PIECES	EACH	MNG	3000.00	3000.00	3000.00	0.00	0.00
		LAH	1225.00	1225.00	1225.00	0.00	0.00
		SKT	1000.00	1000.00	660.00	0.00	51.52
		KAR	975.00	975.00	772.50	0.00	26.21
		PSH	1350.00	1350.00	925.00	0.00	45.95
3694005. THERMOS STARVAC 1 LTR.	EACH	QTA	1050.00	1050.00	830.00	0.00	26.51
		LAH	450.00	350.00	315.00	28.57	42.86
		GUJ	500.00	500.00	400.00	0.00	25.00

Contd.

7.10 Intercity Wholesale Prices of Selected Commodities

Group/Commodity/Item Specification	Unit	City	Prices (Rs.)			% Change in Jan.,2015 Over	
			Jan., 2015	Dec., 2014	Jan., 2014	Dec., 2014	Jan., 2014
		KAR	420.00	420.00	420.00	0.00	0.00
		QTA	300.00	300.00	300.00	0.00	0.00
087. Glass sheets							
3711401. PL. GLASS SHEET 3 MM ABOVE 1 SQ.M	SQ.MTR.	LAH	335.00	335.00	335.00	0.00	0.00
		RAW	325.00	325.00	310.00	0.00	4.84
		KAR	435.00	435.00	435.00	0.00	0.00
		PSH	425.00	425.00	425.00	0.00	0.00
3711402. FIG.GLASS SHEET ABOVE 1 SQ.M	SQ.MTR.	LAH	247.50	247.50	247.50	0.00	0.00
		RAW	285.00	285.00	265.00	0.00	7.55
		KAR	712.50	712.50	465.00	0.00	53.23
		PSH	968.00	968.00	968.00	0.00	0.00
088. Other Glass Articles							
3719101. JAR 4 LTR. LOCAL/FANCY/SILKY	DOZ.	RAW	887.50	887.50	837.50	0.00	5.97
		KAR	710.00	710.00	710.00	0.00	0.00
3719301. TUMBLER 200 ML. FANCY (OMROC)	DOZ.	RAW	310.00	310.00	297.50	0.00	4.20
		KAR	637.50	637.50	575.00	0.00	10.87
3719302. JUG DIAMOND 1.2 LTR. FANCY (OMROC)	DOZ.	LAH	1775.00	1775.00	1450.00	0.00	22.41
		RAW	1337.50	1337.50	1275.00	0.00	4.90
		KAR	2450.00	2450.00	1730.00	0.00	41.62
3719303. TEA CUP SAUCER WHITE	DOZ.	LAH	725.00	725.00	450.00	0.00	61.11
		RAW	887.50	887.50	837.50	0.00	5.97
		KAR	662.50	662.50	535.00	0.00	23.83
089. Ceramics & Sanitary Fixture							
3721001. EUROPEAN W/C (02/03) STD WHITE	EACH	LAH	1400.00	1400.00	1400.00	0.00	0.00
		RAW	1175.00	1175.00	1025.00	0.00	14.63
		GJT	1400.00	1400.00	2450.00	0.00	-42.86
		KAR	1500.00	1500.00	800.00	0.00	87.50
		PSH	4100.00	4100.00	3600.00	0.00	13.89
3721002. EUROPEAN W.C. (02/03)STD COLOUR	EACH	LAH	1500.00	1500.00	1500.00	0.00	0.00
		RAW	1275.00	1275.00	1125.00	0.00	13.33
		GJT	1600.00	1600.00	2650.00	0.00	-39.62
		KAR	1600.00	1600.00	820.00	0.00	95.12
3721003. ASIAN W.C. WHITE 18/22"	EACH	LAH	1700.00	1700.00	1250.00	0.00	36.00
		RAW	1275.00	1275.00	1125.00	0.00	13.33
		GJT	1250.00	1250.00	1250.00	0.00	0.00
		KAR	925.00	925.00	360.00	0.00	156.94
		PSH	1050.00	1050.00	1050.00	0.00	0.00
3721004. ASIAN W.C. WHITE 15/22"	EACH	LAH	1150.00	1150.00	925.00	0.00	24.32
		RAW	1187.50	1187.50	1025.00	0.00	15.85
		GJT	1050.00	1050.00	1050.00	0.00	0.00
		KAR	875.00	875.00	400.00	0.00	118.75
		PSH	900.00	900.00	850.00	0.00	5.88
3721005. ASIAN W.C. COLOURED 18/22"	EACH	LAH	1700.00	1700.00	1100.00	0.00	54.55
		RAW	1475.00	1475.00	1325.00	0.00	11.32
		GUJ	1800.00	1800.00	1850.00	0.00	-2.70
		GJT	1450.00	1450.00	1450.00	0.00	0.00
		KAR	1012.50	1012.50	420.00	0.00	141.07
		PSH	980.00	980.00	980.00	0.00	0.00
3721006. ASIAN W.C. COLOURED 15/22"	EACH	LAH	1250.00	1250.00	950.00	0.00	31.58
		RAW	1275.00	1275.00	1125.00	0.00	13.33
		GUJ	1700.00	1700.00	1700.00	0.00	0.00

Contd.

7.10 Intercity Wholesale Prices of Selected Commodities

Group/Commodity/Item Specification	Unit	City	Prices (Rs.)			% Change in Jan.,2015 Over	
			Jan., 2015	Dec., 2014	Jan., 2014	Dec., 2014	Jan., 2014
		GJT	1250.00	1250.00	1250.00	0.00	0.00
		KAR	962.50	962.50	550.00	0.00	75.00
		PSH	870.00	870.00	870.00	0.00	0.00
3721007. WASH BASIN 50 CM WHITE STD.	EACH	LAH	1300.00	1300.00	1050.00	0.00	23.81
		RAW	1275.00	1275.00	1125.00	0.00	13.33
		GJT	1350.00	1350.00	1350.00	0.00	0.00
		KAR	1100.00	1100.00	770.00	0.00	42.86
		PSH	1750.00	1750.00	1480.00	0.00	18.24
3721008. WASH BASIN 50 CM LIGHT COLOUR	EACH	LAH	1300.00	1300.00	1050.00	0.00	23.81
		RAW	1375.00	1375.00	1175.00	0.00	17.02
		GJT	1150.00	1150.00	1150.00	0.00	0.00
		KAR	1250.00	1250.00	880.00	0.00	42.05
		PSH	1550.00	1550.00	1550.00	0.00	0.00
3721009. SINK STAINLESS STEEL(KIT.)MED.SIZE	EACH	LAH	1250.00	1250.00	1100.00	0.00	13.64
		RAW	2475.00	2475.00	2325.00	0.00	6.45
		GUJ	1400.00	1400.00	1400.00	0.00	0.00
		KAR	1375.00	1375.00	1265.00	0.00	8.70
		PSH	1700.00	1700.00	1400.00	0.00	21.43
090. Bricks, Blocks & Tiles							
3732001. BRICKS	1000	LAH	7600.00	8150.00	7250.00	-6.75	4.83
		RAW	7450.00	7450.00	6725.00	0.00	10.78
		GJT	8000.00	8000.00	7000.00	0.00	14.29
		KSR	7500.00	8050.00	7050.00	-6.83	6.38
		HYD	4800.00	4800.00	4800.00	0.00	0.00
		SKR	5000.00	5000.00	5500.00	0.00	-9.09
		PSH	7200.00	7500.00	7500.00	-4.00	-4.00
		BNU	6000.00	6000.00	6200.00	0.00	-3.23
		QTA	6250.00	6250.00	6250.00	0.00	0.00
3732002. CEMENT BLOCKS	1000	KAR	19600.00	19600.00	19600.00	0.00	0.00
3732003. TILES PLAIN WHITE 8 X 10"	SQ.MTR	LAH	525.00	525.00	525.00	0.00	0.00
		RAW	490.00	490.00	490.00	0.00	0.00
		MUL	800.00	800.00	650.00	0.00	23.08
		KAR	535.00	535.00	492.50	0.00	8.63
3732004. TILES PLAIN COLOURED 8 X 10"	SQ.MTR	LAH	555.00	555.00	555.00	0.00	0.00
		RAW	590.00	590.00	590.00	0.00	0.00
		MUL	825.00	825.00	700.00	0.00	17.86
		KAR	590.00	590.00	552.50	0.00	6.79
091. Cement							
3744001. CEMENT JAVEDAN (EX-FACTORY)	MT.	KAR	8460.00	8460.00	8460.00	0.00	0.00
3744002. CEMENT WHITE	MT.	LAH	18350.00	18350.00	18350.00	0.00	0.00
		RAW	18450.00	18050.00	18100.00	2.22	1.93
		KAR	18500.00	18500.00	18500.00	0.00	0.00
		SKR	20000.00	20000.00	19125.00	0.00	4.58
3744003. SULP. RESISTING CEMENT(JAVEDAN)	MT.	KAR	9158.00	9158.00	9158.00	0.00	0.00
3744004. D.G. CEMENT (EX-FACTORY)	MT	LAH	9048.00	9158.00	9088.00	-1.20	-0.44
3744005. LUCKY CEMENT (EX-FACTORY)	MT	KAR	10110.00	10110.00	9810.00	0.00	3.06
3744006. FAUJI CEMENT(EX-FACTORY)	MT	RAW	8900.00	8910.00	8520.00	-0.11	4.46
092. Bed Foam							
3815001. BED FOAM	EACH	LAH	4000.00	4000.00	3300.00	0.00	21.21
		RAW	4325.00	4325.00	4225.00	0.00	2.37
		GUJ	3000.00	3000.00	3000.00	0.00	0.00

Contd.

7.10 Intercity Wholesale Prices of Selected Commodities

Group/Commodity/Item Specification	Unit	City	Prices (Rs.)			% Change in Jan.,2015 Over	
			Jan., 2015	Dec., 2014	Jan., 2014	Dec., 2014	Jan., 2014
		KAR	2750.00	2750.00	2600.00	0.00	5.77
		QTA	3200.00	3200.00	3200.00	0.00	0.00
3815002. BED FOAM COMMANDER 6.5" X 6" X5"	EACH	LAH	5800.00	5800.00	5200.00	0.00	11.54
		FAS	6900.00	6900.00	6900.00	0.00	0.00
		RAW	6325.00	6325.00	6225.00	0.00	1.61
		GJT	7600.00	7600.00	7600.00	0.00	0.00
		KAR	6400.00	6400.00	6000.00	0.00	6.67
		HYD	5950.00	5950.00	5950.00	0.00	0.00
093. Matches							
3899801. MATCHES (70-75 STICKS) 10 BOXES	PACKET	LAH	9.60	9.60	9.60	0.00	0.00
		RAW	9.40	9.40	9.40	0.00	0.00
		KAR	15.00	15.00	15.00	0.00	0.00
		SKR	15.00	15.00	15.00	0.00	0.00
		PSH	10.00	10.00	10.00	0.00	0.00
5. Metal Product, Machinery & Equipment							
094. Pig Iron							
4111101. PIG IRON	MT.	KAR	40000.00	40000.00	40000.00	0.00	0.00
095. Steel Bar & Sheets							
4126101. M.S. ROUND BAR 1/4"	MT.	LAH	80000.00	79000.00	75000.00	1.27	6.67
		RAW	79000.00	80000.00	78750.00	-1.25	0.32
		KAR	78000.00	80200.00	71000.00	-2.74	9.86
		HYD	74000.00	69800.00	70800.00	6.02	4.52
		PSH	75000.00	79000.00	74000.00	-5.06	1.35
		QTA	77000.00	77000.00	75000.00	0.00	2.67
4126102. M.S. ROUND BAR 3/8"	MT.	LAH	80000.00	79000.00	75000.00	1.27	6.67
		RAW	79000.00	80000.00	78250.00	-1.25	0.96
		KAR	76000.00	78200.00	69000.00	-2.81	10.14
		HYD	74000.00	69800.00	70800.00	6.02	4.52
		PSH	78000.00	79000.00	76000.00	-1.27	2.63
		QTA	81000.00	81000.00	79000.00	0.00	2.53
4126103. M.S.ROUND BAR 1/2"	MT.	LAH	79250.00	77750.00	72750.00	1.93	8.93
		RAW	77750.00	78750.00	77250.00	-1.27	0.65
		KAR	75000.00	77200.00	69000.00	-2.85	8.70
		HYD	74000.00	69800.00	70800.00	6.02	4.52
		PSH	73300.00	79600.00	75000.00	-7.91	-2.27
		QTA	80000.00	80000.00	78000.00	0.00	2.56
4126104. M.S. ROUND BAR 1"	MT.	LAH	80750.00	77750.00	72750.00	3.86	11.00
		RAW	77750.00	78750.00	77250.00	-1.27	0.65
		KAR	77000.00	79200.00	73000.00	-2.78	5.48
		PSH	75000.00	85000.00	80000.00	-11.76	-6.25
4126105. M.S.RIBBED BAR 1/2" TO 1"	MT.	LAH	81250.00	80000.00	72000.00	1.56	12.85
		RAW	78750.00	79750.00	78250.00	-1.25	0.64
		KAR	78000.00	80200.00	73000.00	-2.74	6.85
4126106. M.S.RIBBED BAR 3/8"	MT.	LAH	81250.00	80000.00	75000.00	1.56	8.33
		RAW	77750.00	78750.00	77250.00	-1.27	0.65
		KAR	79000.00	81200.00	74000.00	-2.71	6.76
4126107. G.P.SHEET CUTTING JAPAN 24-30 BG	MT.	LAH	120000.00	120000.00	115000.00	0.00	4.35
		RAW	86500.00	87500.00	92250.00	-1.14	-6.23
		KAR	89000.00	89000.00	89000.00	0.00	0.00
		PSH	105000.00	110000.00	115000.00	-4.55	-8.70

Contd.

7.10 Intercity Wholesale Prices of Selected Commodities

Group/Commodity/Item Specification	Unit	City	Prices (Rs.)			% Change in Jan.,2015 Over	
			Jan., 2015	Dec., 2014	Jan., 2014	Dec., 2014	Jan., 2014
			4126108. G.S.SHEET 24 G.GALV.	MT.	LAH	130000.00	130000.00
		RAW	86500.00	87500.00	92250.00	-1.14	-6.23
		KAR	90000.00	90000.00	90000.00	0.00	0.00
		PSH	110000.00	113000.00	115000.00	-2.65	-4.35
096. Pipe Fittings							
4129201. TEE 1/2"	DOZ.	LAH	410.00	410.00	310.00	0.00	32.26
		RAW	387.50	387.50	337.50	0.00	14.81
		KAR	372.00	372.00	332.50	0.00	11.88
		QTA	180.00	180.00	180.00	0.00	0.00
4129202. TEE 3/4"	DOZ.	LAH	475.00	475.00	405.00	0.00	17.28
		RAW	512.50	512.50	462.50	0.00	10.81
		KAR	516.00	516.00	465.00	0.00	10.97
		QTA	360.00	360.00	320.00	0.00	12.50
4129203. SOCKET 1/2"	DOZ.	LAH	275.00	275.00	210.00	0.00	30.95
		RAW	337.50	337.50	287.50	0.00	17.39
		KAR	234.00	234.00	212.50	0.00	10.12
		QTA	120.00	120.00	120.00	0.00	0.00
4129204. SOCKET 3/4"	DOZ.	LAH	365.00	365.00	305.00	0.00	19.67
		RAW	412.50	412.50	362.50	0.00	13.79
		KAR	348.00	348.00	275.00	0.00	26.55
		QTA	165.00	165.00	165.00	0.00	0.00
4129205. UNION 1/2"	DOZ.	LAH	660.00	660.00	605.00	0.00	9.09
		RAW	712.50	712.50	662.50	0.00	7.55
		KAR	804.00	804.00	752.50	0.00	6.84
		QTA	360.00	360.00	360.00	0.00	0.00
4129206. UNION 3/4"	DOZ.	LAH	755.00	755.00	705.00	0.00	7.09
		RAW	787.50	787.50	737.50	0.00	6.78
		KAR	1020.00	1020.00	950.00	0.00	7.37
4129207. BAND 1/2"	DOZ.	LAH	455.00	455.00	410.00	0.00	10.98
		RAW	687.50	687.50	637.50	0.00	7.84
		KAR	636.00	636.00	545.00	0.00	16.70
		QTA	300.00	300.00	300.00	0.00	0.00
4129208. BAND 3/4"	DOZ.	LAH	560.00	560.00	510.00	0.00	9.80
		RAW	712.50	712.50	662.50	0.00	7.55
		KAR	972.00	972.00	640.00	0.00	51.88
		QTA	480.00	480.00	480.00	0.00	0.00
4129209. ELBOW GALV CHINA 1/2"	DOZ.	LAH	310.00	310.00	235.00	0.00	31.91
		RAW	412.50	412.50	362.50	0.00	13.79
		KAR	258.00	258.00	237.50	0.00	8.63
		QTA	165.00	165.00	165.00	0.00	0.00
4129210. ELBOW GALV CHINA 3/4"	DOZ.	LAH	365.00	365.00	305.00	0.00	19.67
		RAW	462.50	462.50	412.50	0.00	12.12
		KAR	372.00	372.00	347.50	0.00	7.05
		QTA	192.00	192.00	192.00	0.00	0.00
097. Steel Products							
4291201. STAINLESS STEEL DEGCHI MED. SIZE	EACH	LAH	600.00	600.00	500.00	0.00	20.00
		GJT	455.00	455.00	455.00	0.00	0.00
		KAR	625.00	625.00	442.50	0.00	41.24
4291202. STAINLESS STEEL TABLE SPOON SUP.	EACH	LAH	350.00	350.00	300.00	0.00	16.67
		GJT	175.00	175.00	175.00	0.00	0.00
		KAR	260.00	260.00	260.00	0.00	0.00

Contd.

7.10 Intercity Wholesale Prices of Selected Commodities

Group/Commodity/Item Specification	Unit	City	Prices (Rs.)			% Change in Jan.,2015 Over	
			Jan., 2015	Dec., 2014	Jan., 2014	Dec., 2014	Jan., 2014
			4291203. STAINLESS STEEL PLATE LIGHT	DOZ.	LAH	700.00	700.00
		GJT	500.00	500.00	500.00	0.00	0.00
		KAR	780.00	780.00	780.00	0.00	0.00
4291204. PRESSURE COOKER 4 LTR.	EACH	LAH	1380.00	1380.00	1300.00	0.00	6.15
		GUJ	1000.00	1000.00	950.00	0.00	5.26
		SKT	1200.00	1200.00	850.00	0.00	41.18
		KAR	1625.00	1625.00	1012.50	0.00	60.49
4291401. NEW TREET BLADE ORDINARY	1000	RAW	2375.00	2375.00	2375.00	0.00	0.00
		KAR	2900.00	2900.00	2900.00	0.00	0.00
4291402. TREET SAFETY RAZOR	DOZ.	LAH	1550.00	1550.00	1550.00	0.00	0.00
		KAR	1185.00	1185.00	1185.00	0.00	0.00
4291403. GILLET SAFETY RAZOR	DOZ.	LAH	342.00	342.00	342.00	0.00	0.00
		RAW	405.00	405.00	391.00	0.00	3.58
		KAR	280.00	280.00	280.00	0.00	0.00
098. Engines & Motors							
4321901. HOLLOW S.MOTOR 326 UP-4.40 HP 46	EACH	LAH	144500.00	144500.00	144500.00	0.00	0.00
099. Vacuum Pumps							
4323001. MULTISTAGE C.PUMPS(PCM 80-3 15 H)	EACH	LAH	77500.00	77500.00	77500.00	0.00	0.00
4323002. MULTISTAGE C.PUMPS PCM 80-5 25 H)	EACH	LAH	109000.00	109000.00	109000.00	0.00	0.00
100. Air Conditioners							
4391201. PEL AIR CONDITONER 1.5 TON	EACH	LAH	38000.00	38000.00	27500.00	0.00	38.18
		RAW	36250.00	36250.00	36250.00	0.00	0.00
		KAR	42000.00	42000.00	42000.00	0.00	0.00
4391202. WAVES AIR CONDITIONER 1.5 TON.	EACH	LAH	42000.00	42000.00	30500.00	0.00	37.70
		RAW	37750.00	37750.00	37750.00	0.00	0.00
		GJT	35000.00	35000.00	35000.00	0.00	0.00
		KAR	41000.00	41000.00	41000.00	0.00	0.00
		HYD	40000.00	40000.00	40000.00	0.00	0.00
		QTA	39200.00	39200.00	39200.00	0.00	0.00
101. Cultivators							
4411201. CULTIVATOR (ORDINARY) 9 TIMES	EACH	GUJ	45000.00	45000.00	45000.00	0.00	0.00
4411202. CULTIVATOR (SPECIAL) 11 TIMES	EACH	GUJ	60000.00	60000.00	60000.00	0.00	0.00
102. Chuff Cutter							
4412301. CHUFF CUTTER	EACH	FAS	7000.00	7000.00	6800.00	0.00	2.94
103. Tractors							
4414101. TRACTOR MF-240	EACH	LAH	754000.00	754000.00	680000.00	0.00	10.88
4414102. TRACTOR MF-385	EACH	LAH	1223800.00	1223800.00	1100000.00	0.00	11.25
104. Lathe Machines							
4421301. LATHE MACHINE 3' (PAK MADINA)	EACH	LAH	72500.00	72500.00	72500.00	0.00	0.00
4421302. LATHE MACHINE 4.5' (PAK MADINA)	EACH	LAH	100000.00	100000.00	100000.00	0.00	0.00
4421303. LATHE MACHINE 6.5' (PAK MADINA)	EACH	LAH	119000.00	119000.00	119000.00	0.00	0.00
4421304. LATHE MACHINE 10' (PAK MADINA)	EACH	LAH	222500.00	222500.00	222500.00	0.00	0.00
105. Concrete Mixture							
4444001. CONC.MIXER 7 NTR. 12HP. STAR.ENG	EACH	LAH	140000.00	140000.00	140000.00	0.00	0.00
4444002. CONC.MIXER 17 NTR. 24HP. STAR.ENG	EACH	LAH	210000.00	210000.00	210000.00	0.00	0.00
106. Fridge,WashM,SewM,Fans,Iron							
4481101. DAWLANCE 10 CFT. DOUBLE DOOR	EACH	LAH	28000.00	28000.00	24500.00	0.00	14.29
		RAW	23750.00	23750.00	23750.00	0.00	0.00
		KAR	31100.00	31100.00	25200.00	0.00	23.41
4481201. WASHING MACHINE NAT. PAK S.F.	EACH	LAH	6000.00	6000.00	5000.00	0.00	20.00
		GUJ	5550.00	5550.00	5550.00	0.00	0.00

Contd.

7.10 Intercity Wholesale Prices of Selected Commodities

Group/Commodity/Item Specification	Unit	City	Prices (Rs.)			% Change in Jan.,2015 Over	
			Jan., 2015	Dec., 2014	Jan., 2014	Dec., 2014	Jan., 2014
		KAR	5000.00	5000.00	5000.00	0.00	0.00
		QTA	5500.00	5500.00	5500.00	0.00	0.00
4481202. WASHING MACHINE SINGER S.F.	EACH	LAH	9500.00	9500.00	9500.00	0.00	0.00
		RAW	9550.00	9550.00	9100.00	0.00	4.95
		KAR	10600.00	10600.00	10600.00	0.00	0.00
4481203. WASHING MACHINE DAWLANCE	EACH	LAH	9000.00	9000.00	9000.00	0.00	0.00
		FAS	8700.00	8700.00	8700.00	0.00	0.00
		GUJ	9400.00	9400.00	8000.00	0.00	17.50
		GJT	9400.00	9400.00	7800.00	0.00	20.51
		KAR	5400.00	5400.00	5400.00	0.00	0.00
		HYD	9000.00	9000.00	9000.00	0.00	0.00
4481204. WASHING MACHINE SUPER ASIA	EACH	LAH	8000.00	8000.00	7500.00	0.00	6.67
		FAS	8800.00	8800.00	8200.00	0.00	7.32
		KAR	5000.00	5000.00	5000.00	0.00	0.00
		HYD	6500.00	6500.00	6500.00	0.00	0.00
4481401. SEWING MACHINE SINGER B.B. H.O	EACH	LAH	5691.00	5691.00	5641.00	0.00	0.89
		KAR	6200.00	6200.00	5440.00	0.00	13.97
4481402. SINGER ZIG ZAG MACHINE	EACH	LAH	13500.00	13500.00	13200.00	0.00	2.27
		KAR	11900.00	11900.00	11900.00	0.00	0.00
4481403. SEWING MACHINE SALIKA	EACH	LAH	4500.00	4500.00	4500.00	0.00	0.00
		KAR	5600.00	5600.00	5600.00	0.00	0.00
4481501. CEILING FAN MILLAT 48"	EACH	LAH	2300.00	2300.00	2300.00	0.00	0.00
		KAR	2400.00	2400.00	2400.00	0.00	0.00
4481502. CEILING FAN PAK 48"	EACH	LAH	2200.00	2200.00	2200.00	0.00	0.00
		GUJ	2400.00	2400.00	2400.00	0.00	0.00
		KAR	2400.00	2400.00	2400.00	0.00	0.00
4481503. CEILING FAN NATIONAL 56"	EACH	LAH	2200.00	2200.00	2000.00	0.00	10.00
		GUJ	2150.00	2150.00	2150.00	0.00	0.00
		GJT	2300.00	2300.00	2300.00	0.00	0.00
		KAR	2300.00	2300.00	2300.00	0.00	0.00
		HYD	2100.00	2100.00	2000.00	0.00	5.00
4481504. CEILING FAN YOUNIS 56"	EACH	LAH	2300.00	2300.00	2300.00	0.00	0.00
		FAS	2350.00	2350.00	2250.00	0.00	4.44
		GUJ	2350.00	2350.00	2350.00	0.00	0.00
		KAR	2400.00	2400.00	2400.00	0.00	0.00
		PSH	2550.00	2550.00	2450.00	0.00	4.08
		QTA	2750.00	2750.00	2750.00	0.00	0.00
4481505. PADESTAL FAN MILLAT 20"	EACH	KAR	3200.00	3200.00	3200.00	0.00	0.00
4481506. PADESTAL FAN PAK 20"	EACH	LAH	3300.00	3300.00	2900.00	0.00	13.79
		GJT	3800.00	3800.00	3400.00	0.00	11.76
		KAR	3200.00	3200.00	3200.00	0.00	0.00
		PSH	3800.00	3800.00	3350.00	0.00	13.43
4481507. EXHAUST FAN CLIMAX 12"	EACH	LAH	1600.00	1600.00	1500.00	0.00	6.67
		GUJ	1700.00	1700.00	1700.00	0.00	0.00
4481508. EXHAUST FAN MILLAT 12"	EACH	KAR	1600.00	1600.00	1600.00	0.00	0.00
4481509. EXHAUST FAN PAK. NATIONAL 12"	EACH	LAH	1500.00	1500.00	1400.00	0.00	7.14
		GUJ	1900.00	1900.00	1900.00	0.00	0.00
		GJT	1800.00	1800.00	1800.00	0.00	0.00
		KAR	1600.00	1600.00	1600.00	0.00	0.00
4481601. IRON NATIONAL PAK AUTOMATIC	EACH	LAH	400.00	400.00	350.00	0.00	14.29
		GUJ	850.00	850.00	850.00	0.00	0.00

Contd.

7.10 Intercity Wholesale Prices of Selected Commodities

Group/Commodity/Item Specification	Unit	City	Prices (Rs.)			% Change in Jan.,2015 Over	
			Jan., 2015	Dec., 2014	Jan., 2014	Dec., 2014	Jan., 2014
		KAR	525.00	525.00	525.00	0.00	0.00
		PSH	800.00	800.00	800.00	0.00	0.00
4481602. IRON PHILIPS HD 1120/R	EACH	LAH	1250.00	1250.00	1250.00	0.00	0.00
		GUJ	2100.00	2100.00	2100.00	0.00	0.00
		KAR	1360.00	1360.00	850.00	0.00	60.00
107. Electric Wires							
4634001. FLEXIBLE WIRE 2999-14 0076	90 MTR.	LAH	525.00	525.00	462.50	0.00	13.51
		MUL	1100.00	1100.00	900.00	0.00	22.22
		KAR	890.00	890.00	890.00	0.00	0.00
		PSH	800.00	800.00	750.00	0.00	6.67
		QTA	505.00	505.00	505.00	0.00	0.00
4634002. PVC WIRE SINGLE CORE	90 MTR.	LAH	850.00	850.00	762.50	0.00	11.48
		MUL	1400.00	1400.00	1400.00	0.00	0.00
		KAR	890.00	890.00	890.00	0.00	0.00
		PSH	925.00	925.00	850.00	0.00	8.82
		QTA	600.00	600.00	600.00	0.00	0.00
108. Lighting Equipments							
4653101. PHILIPS TL. LAMP 40 W.	EACH	GUJ	96.00	96.00	96.00	0.00	0.00
		GJT	96.00	96.00	96.00	0.00	0.00
		KAR	85.00	85.00	85.00	0.00	0.00
		PSH	97.50	97.50	97.50	0.00	0.00
		QTA	90.00	90.00	90.00	0.00	0.00
4653102. PHILIPS ELECTRIC BULB 100W(GLS)	100 BUL	LAH	2000.00	2000.00	1750.00	0.00	14.29
		RAW	2950.00	2950.00	2525.00	0.00	16.83
		KAR	2800.00	2800.00	2100.00	0.00	33.33
		PSH	2900.00	2900.00	2400.00	0.00	20.83
4653103. PHILIPS ENERGY SAVER 14 W (GLS)	EACH	LAH	150.00	110.00	110.00	36.36	36.36
		RAW	139.00	139.00	139.00	0.00	0.00
		KAR	155.00	155.00	142.50	0.00	8.77
		PSH	170.00	170.00	170.00	0.00	0.00
		QTA	172.00	172.00	172.00	0.00	0.00
109. Radio & Television							
4731201. RADIO 3-5 BAND (CHINA BRAND)	EACH	LAH	175.00	175.00	175.00	0.00	0.00
		RAW	287.50	287.50	287.50	0.00	0.00
		KAR	325.00	325.00	325.00	0.00	0.00
4731301. PHILIPS COLOUR TV. 14"	EACH	LAH	8150.00	8150.00	8150.00	0.00	0.00
		RAW	8250.00	8250.00	8250.00	0.00	0.00
		KAR	8400.00	8400.00	8400.00	0.00	0.00
4731302. L.G.COLOUR TV. 14"	EACH	LAH	8100.00	8100.00	8100.00	0.00	0.00
		RAW	7900.00	7900.00	7900.00	0.00	0.00
		KAR	8150.00	8150.00	8150.00	0.00	0.00
4731303. SONY COLOUR TV 14"	EACH	LAH	13000.00	13000.00	13000.00	0.00	0.00
		RAW	10250.00	10250.00	10250.00	0.00	0.00
		KAR	8000.00	8000.00	8000.00	0.00	0.00
4731304. PANASONIC COLOUR TV 14"	EACH	RAW	9250.00	9250.00	9250.00	0.00	0.00
		KAR	7750.00	7750.00	7750.00	0.00	0.00
4731305. PHILIPS COLOUR TV. 20"	EACH	LAH	11000.00	11000.00	11000.00	0.00	0.00
		RAW	13900.00	13900.00	13900.00	0.00	0.00
		KAR	12750.00	12750.00	12750.00	0.00	0.00

Contd.

7.10 Intercity Wholesale Prices of Selected Commodities

Group/Commodity/Item Specification	Unit	City	Prices (Rs.)			% Change in Jan.,2015 Over	
			Jan., 2015	Dec., 2014	Jan., 2014	Dec., 2014	Jan., 2014
4731306. L.G.COLOUR TV. 20"	EACH	LAH	13400.00	13400.00	13400.00	0.00	0.00
		RAW	12250.00	12250.00	12250.00	0.00	0.00
		KAR	13000.00	13000.00	13000.00	0.00	0.00
4731307. L.G. COLOUR TV. 21"	EACH	LAH	14700.00	14700.00	14700.00	0.00	0.00
		RAW	12250.00	12250.00	12250.00	0.00	0.00
		KAR	16100.00	16100.00	16100.00	0.00	0.00
4731308. SONY COLOUR TV 20"	EACH	LAH	18800.00	18800.00	18800.00	0.00	0.00
		RAW	17100.00	17100.00	17100.00	0.00	0.00
		KAR	17200.00	17200.00	17200.00	0.00	0.00
110. Motor Vehicles							
4911301. CAR SUZUKI MEHRAN 800CC SB308R VX	EACH	KAR	625000.00	625000.00	610000.00	0.00	2.46
4911302. SUZUKI CULTUS 1000CC SF410 VXR M PE	EACH	KAR	1039000.00	1039000.00	1029000.00	0.00	0.97
4911303. SUZUKI RAVI 800 CC PICKUP(ST 308R)	EACH	KAR	637000.00	637000.00	637000.00	0.00	0.00
4911304. CAR TOYOTA 1300 CC XLI	EACH	KAR	1539000.00	1539000.00	1589000.00	0.00	-3.15
4911305. CAR HONDA CIVIC 1800CC(iVTEC MANUAL)	EACH	LAH	2021000.00	2021000.00	2051000.00	0.00	-1.46
4911306. ISUZU BUS CHASIS MT 112 K	EACH	KAR	3325000.00	3325000.00	3325000.00	0.00	0.00
4911401. ISUZU TRUCK CHASIS FTR 12 K	EACH	KAR	3850000.00	3850000.00	3850000.00	0.00	0.00
111. Motorcycles							
4991201. MOTOR CYCLE YB-100ROYAL YAMAHA	EACH	KAR	75375.00	75375.00	75375.00	0.00	0.00
4991202. MOTOR CYCLE CD-70 HONDA	EACH	KAR	69900.00	69900.00	65970.00	0.00	5.96
4991203. MOTOR CYCLE PAK HERO 70 CC.	EACH	LAH	42000.00	42000.00	41500.00	0.00	1.20
		MUL	42000.00	42000.00	42000.00	0.00	0.00
		KAR	46000.00	46000.00	42500.00	0.00	8.24
4991204. MOTOR CYCLE SUPER ASIA 70 CC.	EACH	LAH	42500.00	42500.00	42500.00	0.00	0.00
		MUL	45000.00	45000.00	43000.00	0.00	4.65
		KAR	42500.00	42500.00	42500.00	0.00	0.00
		HYD	42000.00	42000.00	42000.00	0.00	0.00
4991205. MOTOR CYCLE SUZUKI STD 110CC.	EACH	KAR	71300.00	71300.00	71300.00	0.00	0.00
112. Bicycles							
4992101. BICYCLE PECO FOR GENTS POPULAR	EACH	LAH	5000.00	5000.00	5000.00	0.00	0.00
4992102. BICYCLE PECO FOR BMX SHAHEEN	EACH	LAH	3500.00	3500.00	3500.00	0.00	0.00
4992103. BICYCLE SOHRAB SUPER	EACH	LAH	6450.00	5950.00	5850.00	8.40	10.26
		KAR	6450.00	6450.00	6250.00	0.00	3.20
4992104. BICYCLE SOHRAB VIP STUDENT	EACH	LAH	6300.00	5900.00	5800.00	6.78	8.62
		KAR	5700.00	5700.00	5500.00	0.00	3.64

7.11 Intercity Consumer Prices January, 2015

Description	Unit	Rawal- pindi	Islama- bad	Attock	Jehlum	Lahore	Sahiwal	Gujran- wala
WHEAT	10 KG.	357.50	357.50	340.00	350.00	348.75	340.75	344.00
WHEAT FLOUR FINE/SUPERIOR.	KG.	55.58	58.63	45.50	47.00	45.64	45.00	42.00
WHEAT FLOUR AVG. QLTY	KG.	38.63	39.09	38.81	39.13	39.89	39.50	40.00
WHEAT FLOUR BAG	10 KG.	386.25	390.94	388.13	391.25	385.00	387.50	395.00
MAIDA	KG.	56.50	58.50	51.00	60.00	55.64	50.00	50.00
SUJI	KG.	57.42	59.00	51.00	60.00	61.00	50.00	50.00
BESAN AV. QLTY.	KG.	83.75	92.50	75.50	80.00	86.96	70.00	72.00
RICE BASMATI SUP. QLTY.	KG.	153.75	158.75	152.50	135.00	134.29	120.00	86.25
RICE BASMATI 385/386	KG.	136.25	145.00	122.50	95.00	107.50	80.00	72.50
RICE BASMATI BROKEN AV.QLTY	KG.	79.54	83.75	87.50	80.00	73.57	70.00	57.50
RICE IRRI-6 (SINDH/PUNJAB)	KG.	60.21	61.25	50.00	60.00	65.32	40.00	47.50
VERMICELLI	KG.	91.25	96.25	92.50	80.00	101.07	70.00	75.00
BREAD PLAIN MEDIUM SIZE	EACH	40.00	40.00	40.00	37.50	40.00	40.00	40.00
RUSK (PAPAY)	KG.	240.00	261.25	160.00	230.00	198.75	230.00	160.00
BISCUITS-PACKED	PKT	35.00	35.00	35.00	35.00	35.00	35.00	35.00
BISCUIT-BAKERY (LOOSE)	250 GM	100.42	110.00	72.50	95.00	92.50	110.00	110.00
CORNFLAKS FAUJI 225 GM.	PKT	180.00	180.00	180.00	180.00	176.40	176.40	180.00
SAMOSA (VEGATABLE)	EACH	13.30	14.25	12.00	12.50	16.96	15.00	15.00
PASTRY AV.QLTY.	EACH	32.92	33.44	37.50	30.00	30.18	30.00	35.00
PATTIES (VEGATABLES)	EACH	27.50	28.25	21.00	25.00	30.18	30.00	20.00
NIMCO	250 GM	80.00	79.38	57.50	65.00	65.00	90.00	50.00
CHIPS	250 GM	93.33	95.00	72.50	82.50	77.32	90.00	65.00
BEEF WITH BONE AV.QLTY.	KG	317.50	321.25	260.00	290.00	328.57	250.00	280.00
MUTTON AV.QLTY.	KG	658.33	658.75	575.00	600.00	680.36	500.00	600.00
CHICKEN FARM BROILER (LIVE)	KG	148.58	162.88	172.00	162.50	140.36	148.00	144.00
FISH-RAHU MEDIUM SIZE	KG	290.83	330.00	335.00	265.00	331.43	270.00	300.00
MILK FRESH (UNBOILED)	LTR.	83.33	89.38	72.50	72.50	77.21	60.00	77.50
CURD	KG.	93.75	105.00	77.50	75.00	83.04	70.00	87.50
MILK TETRA PACK 1/2 LTR.	PKT.	60.00	60.00	60.00	60.00	60.00	60.00	60.00
LACTOGEN 400 GRAMS	PKT.	435.00	435.00	435.00	435.00	425.00	435.00	430.00
POWDER MILK NIDO 400GM.	PKT	350.00	350.00	350.00	350.00	350.00	350.00	350.00
MILK POWDER LOOSE/PACKED	KG.	527.50	552.50	510.00	500.00	504.29	470.00	450.00
BUTTER LOCAL PACKED	50 GM.	25.00	25.00	27.00	35.00	32.00	25.00	30.00
EGGS FARM	DOZ	110.00	117.50	114.00	116.00	110.29	110.00	115.00
MUSTARD OIL AV.QLTY.	KG.	232.50	240.00	245.00	210.00	183.21	170.00	150.00
COOKING OIL (DALDA)	2.5LTR	490.00	490.00	520.00	490.00	510.00	495.83	545.00
COOKING OIL (PAKWAN) OTHER BRAND SPECIFY	2.5 LTR	405.00	410.00	410.00	445.00	510.00	495.83	530.00
VEGETABLE GHEE TIN	2.5KG.	485.00	485.00	490.00	485.00	485.00	505.00	505.00
VEGETABLE GHEE (LOOSE)	KG.	154.42	156.88	141.00	162.50	149.46	190.00	140.00
DATES AV.QLTY.	KG.	235.83	262.50	210.00	210.00	188.57	200.00	152.50
PISTACHIO AV.QLTY.	50 GM.	135.83	141.88	127.50	125.00	107.86	135.00	120.00
ALMONDS WHOLE AV.QLTY.	KG.	571.25	600.00	490.00	490.00	672.14	600.00	475.00
COCONUT DRY AV.QLTY.	KG.	324.17	350.00	290.00	325.00	322.50	290.00	280.00
RAISINS AV.QLTY.	50 GM.	23.50	26.50	23.50	22.50	30.43	20.00	20.00
GROUNDNUTS (WITH SHELL)	KG.	224.17	238.75	190.00	245.00	259.29	245.00	210.00
MALTA/MOSAMBI	DOZ	110.00	142.50	95.00	105.00	106.43	95.00	100.00
KINNU	DOZ	81.67	117.50	57.50	65.00	136.43	65.00	55.00
APPLE	KG	105.83	150.00	105.00	105.00	137.86	110.00	105.00
ALOO BUKHARA	KG	0.00	0.00	0.00	0.00	0.00	0.00	0.00
POMEGRANATE (ANNAR)	KG	219.17	247.50	215.00	210.00	306.43	165.00	147.50
GRAPES	KG	0.00	0.00	0.00	0.00	0.00	0.00	0.00
BANANAS	DOZ	90.00	108.75	80.00	55.00	64.64	55.00	52.50
MANGO KALMI	KG	0.00	0.00	0.00	0.00	0.00	0.00	0.00
GUAVA	KG	100.00	128.75	82.50	65.00	71.79	60.00	60.00
WATERMELON (TURBOOZ)	KG	0.00	0.00	0.00	0.00	0.00	0.00	0.00
MUSKMELON (KHARBOOZA)	KG	0.00	0.00	0.00	0.00	0.00	0.00	0.00
SWEETMELON (GARMA)	KG	0.00	0.00	0.00	0.00	0.00	0.00	0.00
PULSE MASOOR (WHOLE)	KG.	129.58	143.13	125.00	125.00	141.96	130.00	112.50
PULSE MASOOR (WASHED)	KG.	137.08	148.75	130.00	140.00	151.96	135.00	160.00
PULSE MOONG (WASHED)	KG.	162.50	180.00	162.50	170.00	166.96	155.00	165.00
PULSE MASH (WASHED)	KG.	161.25	175.00	165.00	180.00	186.96	170.00	170.00
PULSE GRAM	KG.	80.83	90.00	72.00	80.00	76.61	77.50	73.50
GRAM WHOLE BLACK AV QLTY.	KG.	81.67	90.00	69.00	77.50	71.61	80.00	70.00
GRAM WHOLE YELLOW AV.QLTY	KG.	117.50	123.75	97.50	105.00	106.43	110.00	100.00
BEANS (LAL LOBIA)	KG.	164.58	172.50	145.00	160.00	196.43	180.00	142.50

Contd.

7.11 Intercity Consumer Prices January, 2015

Description	Unit	Rawal- pindi	Islama- bad	Attock	Jehlum	Lahore	Sahiwal	Gujran- wala
POTATOES	KG	42.08	44.38	23.50	30.00	30.71	27.50	30.00
ONION	KG	34.17	40.63	25.00	19.00	28.04	30.00	25.00
TURNIP	KG	36.25	43.75	20.00	22.50	23.21	20.00	20.00
RADISH	KG	31.25	40.00	20.00	17.50	23.39	20.00	30.00
TOMATOES	KG	63.33	71.25	50.00	57.50	56.07	62.50	60.00
CABBAGE	KG	42.08	46.25	40.00	35.00	45.36	60.00	40.00
CAULIFLOWER	KG	45.83	51.88	40.00	35.00	38.21	22.50	40.00
BRINJAL	KG	0.00	0.00	0.00	0.00	0.00	0.00	0.00
PUMPKIN	KG	0.00	0.00	0.00	0.00	0.00	0.00	0.00
BOTTLEGOURD	KG	0.00	0.00	0.00	0.00	0.00	0.00	0.00
LADY FINGER	KG	0.00	0.00	0.00	0.00	0.00	0.00	0.00
PEAS	KG	81.67	95.00	72.50	65.00	96.43	67.50	75.00
SPINACH	KG	29.58	31.25	22.50	20.00	28.04	10.00	30.00
TINDA	KG	0.00	0.00	0.00	0.00	0.00	0.00	0.00
TURAI	KG	0.00	0.00	0.00	0.00	0.00	0.00	0.00
KARAILA	KG	0.00	0.00	0.00	0.00	0.00	0.00	0.00
ARVI	KG	0.00	0.00	0.00	0.00	0.00	0.00	0.00
CHILLIES GREEN	KG	90.83	97.50	100.00	75.00	105.00	50.00	70.00
CARROT	KG	40.00	50.00	22.50	25.00	38.21	27.50	25.00
CUCUMBER (KHEERA)	KG	68.33	85.00	110.00	55.00	63.75	60.00	70.00
LEMON	250GM	29.58	39.38	11.00	15.00	21.79	15.00	20.00
SUGAR REFINED	KG.	54.50	58.50	54.50	56.50	54.64	53.00	54.00
GUR AV.QLTY	KG.	95.00	107.50	92.50	95.00	88.57	75.00	82.50
HONEY LANGANESE 500 GM.	BOTTLE	882.92	897.50	845.00	842.50	860.00	800.00	780.00
MILO 200 GM.	BOTTLE	205.00	205.00	205.00	222.50	216.00	220.00	173.33
CUSTARD POWDER RAFHAN 300 GM.	PKT	75.00	75.00	75.00	75.00	75.00	75.00	75.00
TOFFEE (HILAL)	EACH	1.00	1.00	1.00	1.00	1.00	2.00	1.00
CHOWKELATE CANDY (SMALL SIZE)	EACH	5.00	5.00	5.00	5.00	5.00	5.00	5.00
SWEETMEAT (MIXED)	KG	355.83	380.00	270.00	350.00	261.43	370.00	360.00
ICE CREAM WALLS	CUP.	40.00	40.00	40.00	40.00	40.00	40.00	40.00
ICE	KG	15.00	15.00	15.00	15.00	15.00	10.00	5.00
JAM AHMED/MITCHELLES	BOTTLE	140.00	140.00	140.00	140.00	135.00	140.00	130.00
SQUASH-MITCHELLES	BOTTLE	150.00	150.00	150.00	150.00	150.00	150.00	145.00
ROOH AFZA	BOTTLE	140.00	140.00	140.00	140.00	140.00	140.00	140.00
JAM-E-SHIREEN	BOTTLE	150.00	150.00	150.00	150.00	150.00	150.00	150.00
SAUNF	50 GM	20.00	20.00	17.00	17.50	20.00	15.00	20.00
CINAMON LOOSE AV. QLTY	50 GM.	22.58	23.00	23.00	35.00	29.29	20.00	22.50
CUMINSEED WHITE NATIONAL	50 GM.	52.00	52.00	52.00	52.00	50.00	50.00	52.00
PEPPER BLACK NATIONAL	50 GM.	96.00	96.00	96.00	96.00	96.00	96.00	96.00
CLOVES LOOSE AV.QLTY	50 GM.	97.92	97.50	105.00	95.00	93.21	115.00	100.00
CARDAMOM LARGE LOOSE AV.QLTY	50 GM.	145.42	150.00	165.00	155.00	193.04	180.00	180.00
CARDAMOM SMALL AV.QLTY	50 GM.	117.92	127.50	125.00	107.50	79.29	120.00	100.00
SALT-POWDERED (LAHORI) LOOSE	KG.	10.83	11.00	9.00	12.00	10.00	10.00	10.00
SALT POWDERED (NATIONAL/SHAN)	PKT	25.00	25.00	25.00	25.00	25.00	25.00	25.00
CHILLIES POWD.NATIONAL 200GM	PKT	105.00	105.00	105.00	105.00	105.00	105.00	105.00
CHILLIES POWDER LOOS	KG.	295.83	307.50	245.00	270.00	276.43	235.00	280.00
CORRIANDER SEED POWD.NATIONAL	PKT	104.00	104.00	104.00	104.00	104.00	78.00	88.00
CORRIANDER SEED (LOOSE)	KG.	298.33	300.00	290.00	277.50	327.14	320.00	260.00
TURMERIC POWD.NATIONAL 50GM	PKT.	35.00	35.00	35.00	35.00	35.00	35.00	35.00
CURRY POWD. NATIONAL 200 GM	PKT.	87.00	87.00	87.00	87.00	87.00	87.00	87.00
TOMATO KETCHUP AHMED/MITCHL	BOTTLE	97.50	97.50	105.00	95.00	85.00	85.00	85.00
PICKLES AHMED/MITCHELLES	BOTTLE	105.00	105.00	105.00	105.00	100.00	95.00	95.00
VINEGAR SYNTHETIC (SIRKA)	BOTTLE	100.00	100.00	77.50	75.00	80.00	80.00	70.00
GARLIC	KG	184.17	185.00	157.50	155.00	182.14	125.00	145.00
GINGER	KG	231.67	283.75	147.50	205.00	175.00	135.00	250.00
TAPAL DANEDAR TEA 200GM PACKET	PKT	126.32	126.32	126.32	126.32	126.32	126.32	126.32
TEA LIPTON YELLOW LABEL 200GM.	PKT.	131.58	131.58	131.58	131.58	131.58	128.42	131.58
TEA LOOSE KENYA AV.QLTY 250GM.	PKT.	131.79	132.50	147.50	135.00	116.07	132.50	160.00
COFFEE-NESCAFE 75 GM. **	BOTTLE	355.00	355.00	355.00	340.00	360.00	330.00	320.00
COLD DRINK (STANDARD SIZ)	BOTTLE	25.00	25.00	20.00	25.00	21.00	25.00	20.00
FRUIT JUICE TETRA PACK	PKT.	17.50	17.50	15.00	17.50	20.00	18.00	25.00
MINERAL WATER NESTLE 1.5 LTR	BOTTLE	48.50	48.50	48.50	48.50	45.00	50.00	45.00
CIGARETTES K-2 10'S **	PKT	45.00	45.00	45.00	44.00	45.00	46.00	45.00
CIGARETTES CAPSTAN 10'S **	PKT	50.00	50.00	50.00	48.50	50.00	50.00	50.00
CIGARETTES GOLD LEAF 20'S	PKT	100.00	100.00	100.00	98.00	100.00	100.00	100.00

Contd.

7.11 Intercity Consumer Prices January, 2015

Description	Unit	Rawal-pindi	Islama-bad	Attock	Jehlum	Lahore	Sahiwal	Gujran-wala
CIGARETTES MORVEN GOLD 20'S	PKT	50.00	50.00	50.00	48.50	50.00	50.00	50.00
BETEL LEAVES	50GM.	83.33	86.25	72.50	62.50	73.39	50.00	50.00
BETEL NUTS	KG.	455.00	485.00	410.00	305.00	322.86	300.00	300.00
LONG CLOTH 57" GUL AHMED/AL-KARAM	METER	175.00	185.00	175.00	255.00	247.14	240.00	137.50
SHIRTING AV.QLTY.	METER	165.00	172.50	165.00	165.00	118.57	245.00	175.00
PANT CLOTH W & WEAR AV.QLTY	METER	412.92	396.25	412.50	385.00	277.14	475.00	355.00
LAWN PRINTED GUL AHMED/AL-KARAM	METER	252.50	265.00	250.00	235.00	261.07	387.50	205.00
GEORGETTE AV.QLTY	METER	152.50	155.00	152.50	145.00	110.54	110.00	132.50
LINEN AV.QLTY ***	METER	153.75	161.25	155.00	155.00	160.18	225.00	112.50
HEAVY WT SUITING LAWERNCPUR AVG QLTY	METER	1425.00	1425.00	1425.00	1425.00	1375.00	1100.00	1050.00
HEAVY WT SUITING LAWERNCPUR SUP QLTY	METER	1825.00	1825.00	1825.00	1825.00	1975.00	1250.00	2350.00
TROPICAL SUITING LAW.PUR	METER	1325.00	1325.00	1325.00	1325.00	1050.00	1050.00	925.00
PANT BOY 24"/26" LENGTH.	EACH	525.00	550.00	537.50	512.50	350.71	562.50	625.00
SHIRT BOY 24"/26" LENGTH	EACH	359.58	375.00	362.50	375.00	331.79	425.00	425.00
SCHOOL UNI. PANT,SHIRT BOYS	SUIT	510.00	545.63	525.00	540.00	523.21	700.00	975.00
SCHOOL UNI. KAMEEZ,SHAL.BOYS	SUIT	507.92	550.00	512.50	482.50	448.21	475.00	925.00
SCHOOL UNI. KAMEEZ,SHAL.GIRL	SUIT	475.00	471.88	485.00	455.00	471.43	437.50	925.00
FROCK W/WEAR GIRLS	EACH	1837.50	1868.75	1825.00	1162.50	1078.57	1100.00	925.00
AWAMI-SUIT W & W(BOY) 24"/26	SUIT	1783.33	1825.00	1675.00	1275.00	939.29	1550.00	1125.00
AWAMI-SUIT W&W (GENTS)AV.QLTY	SUIT	1854.17	1893.75	1750.00	1600.00	1060.71	1550.00	1125.00
PULLOVER GENTS OXFORD/BON.	EACH	2950.00	2950.00	2950.00	2935.00	2890.00	2880.00	3050.00
PULLOVER LADIES OXFORD/BON.	EACH	2950.00	2950.00	2950.00	2935.00	2970.00	2740.00	2850.00
PULLOVER (GENTS) OTHERS A.QTY	EACH	1141.67	1156.25	1100.00	875.00	967.86	850.00	525.00
SECOND-HAND COAT FOR MEN	EACH	500.00	500.00	425.00	437.50	576.79	362.50	550.00
SECONDHAND SWEETER FOR MEN DUP QLTY	EACH	302.08	0.00	235.00	167.50	467.86	275.00	600.00
SECONDHAND WINTER JACKET	EACH	575.00	0.00	475.00	462.50	617.86	375.00	650.00
UNDERWEAR AV.QLTY MEDIUM SIZE	EACH	191.67	195.00	165.00	182.50	140.54	150.00	125.00
VEST FOR MEN AV.QLTY.	EACH	194.17	195.00	155.00	182.50	146.07	160.00	125.00
VEST/SHAMEEZ (WOMEN) AVG. QLTY	EACH	213.33	220.00	205.00	145.00	198.21	175.00	142.50
SOCKS NYLON (PAKISTANI)	PAIR	89.58	102.50	77.50	87.50	90.71	115.00	110.00
BRASSIER AV.QLTY.	EACH	234.17	240.00	190.00	105.00	125.36	210.00	172.50
BRASSIER SUP QLTY	EACH	536.25	579.38	500.00	305.00	607.14	542.50	335.00
DOPATTA GEORGETTE AV.QLTY.	EACH	350.00	362.50	327.50	325.00	317.86	275.00	275.00
DOPATTA COTTON AV GLTY	EACH	316.25	337.50	290.00	225.00	158.57	190.00	185.00
CHADDAR (W/WEAR) (2x2.5 MTR)	EACH	392.92	418.75	387.50	412.50	329.46	375.00	375.00
LUNGI/DHOTI(COTTON) AVG. QLTY	EACH	406.67	420.63	375.00	205.00	231.07	375.00	250.00
HANDKERCHIEF AVG. QLTY PAK	EACH	28.75	32.50	27.50	22.50	25.71	50.00	50.00
HANDKERCHIEF SUP. QLTY PAK	EACH	41.25	49.69	37.50	32.50	37.50	75.00	75.00
GLOVES AV QLTY	PAIR	155.00	157.50	155.00	145.00	73.21	120.00	105.00
AZARBAND COTTON AVG. QLTY	EACH	17.50	17.50	17.50	22.50	15.36	20.00	25.00
SEWING THREAD/REEL(ASLI PARI)	EACH	9.00	9.00	7.50	9.00	7.00	6.00	6.00
WASHING CHARGES PAINT & SHIRT	SUIT	90.00	90.00	90.00	175.00	53.21	130.00	175.00
DRY CLEANING SUIT COAT PANT	SUIT	583.33	593.75	280.00	475.00	370.00	337.50	400.00
WASHING CH. (KAMIZ-SHALWAR)	PAIR	89.17	90.00	60.00	90.00	51.07	80.00	120.00
TAILORING SHIRT	EACH	366.67	387.50	325.00	475.00	333.04	400.00	300.00
TAILORING CHARGES PANT (MEN)	EACH	762.50	812.50	525.00	750.00	478.57	675.00	425.00
TAILORING COAT-PANT SUIT	SUIT	3466.67	3562.50	2900.00	3150.00	4360.71	4250.00	3050.00
TAILORING AWAMI-SUIT (MALE)	SUIT	570.83	643.75	525.00	562.50	462.50	575.00	475.00
TAILORING SUIT FEMALE	SUIT	479.17	550.00	475.00	475.00	439.29	450.00	425.00
GENTS SHOES PAUL BATA	PAIR	1199.00	1199.00	1199.00	1199.00	1199.00	1199.00	1199.00
GENTS SANDAL BATA	PAIR	699.00	699.00	699.00	699.00	699.00	699.00	699.00
GENTS SPOUNG CHAPPAL BATA	PAIR	179.00	179.00	179.00	179.00	179.00	179.00	179.00
LADIES SANDAL BATA	PAIR	499.00	499.00	499.00	499.00	499.00	499.00	499.00
LADIES SPOUNG CHAPPAL BATA	PAIR	179.00	179.00	179.00	179.00	179.00	179.00	179.00
CHILD SHOE POWER LITE BATA	PAIR	599.00	599.00	599.00	599.00	599.00	599.00	599.00
GENTS SHOE, ART 1109 SERVICE	PAIR	999.00	999.00	999.00	999.00	999.00	999.00	999.00
NYLON JOGGER 27 SIZE 2-5 ***	PAIR	1299.00	1299.00	1299.00	1299.00	1299.00	1299.00	1299.00
CHINA FOOT WEAR AV. QLTY (MALE) *	PAIR	925.00	975.00	825.00	825.00	744.64	450.00	450.00
CHINA FOOT WEAR AV. QLTY (FEMALE) *	PAIR	825.00	875.00	825.00	675.00	637.50	500.00	350.00
CHINA FOOT WEAR AV. QLTY (CHILDREN) *	PAIR	783.33	825.00	625.00	675.00	483.93	450.00	320.00
SHOE REPAIR HALF SOLE	PAIR	121.67	125.00	105.00	115.00	105.00	100.00	95.00
SHOES POLISH CHARGES AVERAGE SHOP	PAIR	20.00	20.00	20.00	20.00	15.00	15.00	15.00
HOUSE RENT (combined)	MONTH	12913.00	44675.00	4098.00	5645.00	12351.00	7254.00	4950.00
rent 2	pm	12913.00	44675.00	4098.00	5645.00	12351.00	7254.00	4950.00
RENT3	PM	12913.00	44675.00	4098.00	5645.00	12351.00	7254.00	4950.00

Contd.

7.11 Intercity Consumer Prices January, 2015

Description	Unit	Rawal-pindi	Islama-bad	Attock	Jehlum	Lahore	Sahiwal	Gujran-wala
RENT4	PM	12913.00	44675.00	4098.00	5645.00	12351.00	7254.00	4950.00
RENT5	PM	12913.00	44675.00	4098.00	5645.00	12351.00	7254.00	4950.00
RENT6	PM	12913.00	44675.00	4098.00	5645.00	12351.00	7254.00	4950.00
SYNTHETIC ENEMAL ROBIALAC BALTI 3.64 LTR.	EACH	1770.00	1770.00	1830.00	1825.00	1935.00	1650.00	1790.00
SYNTHETIC ENEMAL ICI BALTI 3.64 LTR.	EACH	1810.00	1810.00	1850.00	1900.00	1935.00	2050.00	2138.00
CEMENT (LOCAL) SPECIFY BRAND NAME	BAG	512.50	517.50	502.50	510.00	510.00	500.00	507.50
BRICKS (NEW) IST CLASS	P/1000	8900.00	8900.00	7750.00	7150.00	8039.29	6000.00	8500.00
CEMENT BLOCKS (6"x8"x12")	P/100	0.00	0.00	0.00	0.00	0.00	0.00	0.00
BAJREE	100CFT	3650.00	3650.00	3350.00	3450.00	5750.00	5000.00	5200.00
SAND (BLACK PIT SAND)	K100CFT	2950.00	2950.00	1425.00	2295.00	2557.14	3200.00	2450.00
TIMBER SHESHAM LOG IST QUALITY	cubmt.	66215.00	66215.00	66215.00	64890.50	64547.50	60027.00	50323.50
IRON BAR (M.S. BAR) 1/2"	P/TON	79500.00	79500.00	75250.00	79500.00	82500.00	80500.00	77000.00
CARPANTER WAGE RATE	P/DAY	1000.00	1000.00	725.00	775.00	780.36	675.00	750.00
MASON (RAJ) WAGE RATE	P/DAY	1000.00	1000.00	750.00	775.00	826.79	675.00	950.00
UNSKILLED LABOUR WAGE RATE	P/DAY	600.00	600.00	450.00	450.00	600.00	400.00	500.00
PLUMBER WAGE RSTE	P/DAY	1000.00	1000.00	725.00	775.00	776.79	0.00	700.00
ELECTICIAN WAGE RATE PER DAY **	P/DAY	0.00	0.00	0.00	0.00	778.57	100.00	700.00
ELECTICIAN WAGE RATE PER POINT **	P/PNT	175.00	190.00	135.00	145.00	142.50	100.00	127.50
WATER CHARGES PER HOUSE	P/MONTH	139.00	96.00	80.00	80.00	300.00	30.00	100.00
ELECT.CHARGES UPTO 50 UNITS	P/UNIT	2.00	2.00	2.00	2.00	2.00	2.00	2.00
ELECT.CHARGES 01 - 100 UNIT	P/UNIT	5.79	5.79	5.79	5.79	5.79	5.79	5.79
ELECT.CHARGES 101 - 300 UNIT	P/UNIT	9.90	9.90	9.90	9.90	9.90	9.90	9.90
ELECT.CHARGES 301 - 1000 UNIT	P/UNIT	15.63	15.63	15.63	15.63	15.63	15.63	15.63
ELECT.CHARGES ABOVE 1000 UNIT	P/UNIT	17.71	17.71	17.71	17.71	17.71	17.71	17.71
ELEC	PM	10.21	10.21	10.21	10.21	10.21	10.21	10.21
GAS CHRg upto 3.3719 MMBUT	MMBTU	124.18	124.18	124.18	124.18	124.18	124.18	124.18
GAS CHRg 3.3719 - 6.7438 MMBUT	MMBTU	248.37	248.37	248.37	248.37	248.37	248.37	248.37
GAS CHRg 6.7438 - 10.1157 MMBUT	MMBTU	248.37	248.37	248.37	248.37	248.37	248.37	248.37
GAS CHRg10.1157 - 13.4876 MMBUT	MMBTU	620.91	620.91	620.91	620.91	620.91	620.91	620.91
GAS	PM	620.91	620.91	620.91	620.91	620.91	620.91	620.91
GAS	PM	372.55	372.55	372.55	372.55	372.55	372.55	372.55
KEROSENE OIL	LTR	95.00	95.00	97.50	90.00	83.50	112.00	90.50
FIREWOOD WHOLE	40 KG.	741.67	785.00	510.00	625.00	731.43	500.00	700.00
CHAIR SHESHAM WOOD WITH ARMS **	EACH	3258.33	3387.50	2600.00	2750.00	1921.43	3250.00	2250.00
CHAIR PLASTIC (CHAIRMAN) AVERAGE QUALITY	EACH	725.00	725.00	725.00	825.00	725.00	775.00	525.00
TABLE SHESHAM WOOD (4X2X5") ***	EACH	5250.00	5250.00	4650.00	3750.00	8785.71	6500.00	10250.00
SOFASET WOODEN WITH FOAM SEAT **	SET	19500.00	20750.00	19000.00	15750.00	19285.71	23000.00	17750.00
COT IRON (WITH NIWAR)AV.QLTY.	EACH	1966.67	2087.50	1800.00	1550.00	2500.00	1200.00	1650.00
ALMIRAH (STEEL) 6'X3' 20 GUAGE	EACH	8558.33	8750.00	8200.00	7750.00	9964.29	22000.00	9300.00
DINNING TABLE 6 CHAIRS A.QLTY	SET	20666.67	23125.00	19000.00	19500.00	18892.86	27000.00	25000.00
SINGLE BED WITHOUT FOAM MED.	EACH	4900.00	4900.00	4750.00	4750.00	7928.57	10500.00	10500.00
MATRESS SINGLE(4"THICK)	EACH	4900.00	4900.00	4900.00	4800.00	5000.00	5700.00	5000.00
FARSHI DARI 12'X9' AV.QLTY	EACH	1766.67	1793.75	1550.00	1025.00	1607.14	1200.00	925.00
DARI COTTON (6'x2 1/2") AV.QL	EACH	831.67	846.88	687.50	375.00	459.64	1000.00	450.00
CARPET PLAIN AV. QLTY	SQFT.	28.92	29.00	25.50	32.50	37.50	35.00	37.50
QUILT (LIHAF) 3 KG. COTTON	EACH	975.00	1031.25	875.00	625.00	1328.57	1200.00	1025.00
BLANKET (90" x 54")	EACH	4000.00	4075.00	3100.00	2950.00	5000.00	3800.00	2900.00
BEDSHEET SINGLE BED SUP.QLTY	EACH	514.58	546.88	475.00	475.00	546.43	550.00	475.00
BED SHEET DOUBLE WITH TWO PILLOW COVERS SUP QLTY	SET	1162.50	1225.00	1225.00	1025.00	932.14	1000.00	1150.00
TOWEL(3'x2') AV. QALTY	EACH	346.67	348.75	265.00	262.50	276.43	300.00	175.00
CEILING FAN 48" SUPER QLTY **	EACH	3175.00	3175.00	3275.00	2800.00	2750.00	3495.00	2700.00
PEDESTAL FAN 22" SUPER QLTY	EACH	3475.00	3475.00	3700.00	3525.00	4000.00	5260.00	4100.00
REFG. DAWLENCE 10 CFT. D.DOOR	EACH	30500.00	30500.00	29900.00	30000.00	35000.00	29900.00	29500.00
D-FREEZER WAVES 8 CFT.	EACH	29900.00	29900.00	29650.00	29900.00	28000.00	28500.00	29200.00
AIRCONDITIONER 1.5 TON PEL	EACH	41000.00	41000.00	41000.00	42400.00	40000.00	42000.00	40000.00
SPLIT AIR CONDITIONER 1.5 TON (SPECIFY BRAND NAME)	EACH	41500.00	41500.00	41000.00	42500.00	48000.00	46000.00	41000.00
AIRCOOLER SUPER ASIA	EACH	8500.00	8500.00	11600.00	12250.00	13500.00	10000.00	12000.00
WASHING MACHINE SINGER	EACH	15600.00	15600.00	16100.00	15600.00	15600.00	15600.00	15600.00
SEWING MACHINE(SINGER)	EACH	5860.00	5860.00	5860.00	5860.00	6260.00	6260.00	5710.00
GIZER LARGE SIZE 30 GALLON CAPACITY SUP QLTY	EACH	22900.00	22900.00	23500.00	14250.00	20900.00	21400.00	13200.00
GAS BURNER DOUBLE SPFY.BRAND	EACH	1920.83	2050.00	1750.00	1850.00	1550.00	1400.00	1300.00
ELECT. IRON PHILIPS MDL.1120	EACH	1900.00	1900.00	1900.00	1775.00	1300.00	2750.00	2200.00
ELECTRIC JUICER FOR APPLE	EACH	7550.00	7550.00	7100.00	7375.00	13000.00	9250.00	4200.00
S.STEEL DEGHCHI MEDIUM SIZE ***	EACH	641.67	650.00	515.00	612.50	735.71	475.00	1185.00
ALUMINIUM COOKING PAN (DEGCHI) MED SIZE	EACH	577.08	612.50	490.00	575.00	664.29	450.00	928.00

Contd.

7.11 Intercity Consumer Prices January, 2015

Description	Unit	Rawal-pindi	Islama-bad	Attock	Jehlum	Lahore	Sahiwal	Gujran-wala
NON STICK COOKING PAN (DEGCHI) SUP. QLTY	EACH	985.42	1012.50	725.00	925.00	1085.71	1150.00	1550.00
FRYING PAN STEEL AVG. QLTY MED. SIZE	EACH	462.50	487.50	375.00	375.00	630.36	450.00	575.00
TAWA IORN (MEDIUM SIZE) AVG. QLTY	EACH	290.00	323.75	240.00	255.00	482.14	475.00	412.50
S.STEEL PLATE A.QLTY.(M.SIZE)	EACH	85.83	82.50	72.50	55.00	78.93	60.00	110.00
TABLE SPOON S.STEEL SUP.QLTY.	DOZEN	386.25	384.38	290.00	375.00	366.07	475.00	575.00
WATER SET JUG+6 GLASSES (OMROC)	SET	406.67	410.00	362.50	385.00	730.36	470.00	350.00
TEA SET PAK. CHINAWARE 21 PCS.	SET	2229.17	2250.00	1900.00	1825.00	1557.14	2200.00	1550.00
DINNER SET PLASTIC 72 PIECES SUPERIOR QLTY	SET	7408.33	7650.00	6650.00	4250.00	5785.71	6300.00	5900.00
HOTPOT SET PLASTIC 3 PCS.	SET	1616.67	1625.00	1450.00	1375.00	1510.71	1275.00	1150.00
BUCKET(BALTI) PLASTIC MED.SIZ	EACH	257.50	273.75	245.00	315.00	478.57	300.00	300.00
LOTA PLASTIC (MED SIZE) AVERAGE QUALITY	EACH	62.92	73.13	42.50	37.50	49.64	75.00	40.00
PRESURE COOKER 4 LTR.	EACH	1775.00	1775.00	1575.00	1675.00	1540.00	1200.00	1750.00
WATER COOLER 9/10 LTR.PLASTIC ***	EACH	605.42	625.00	475.00	512.50	512.50	650.00	700.00
THERMOS STARVAC 1 LTR	EACH	487.50	525.00	475.00	437.50	525.00	450.00	600.00
BULB PHILIPS 100-WATTS	EACH	35.00	35.00	27.50	35.00	35.00	33.50	30.00
TUBE LIGHT PHILIPS 40 WATTS	EACH	100.00	100.00	110.00	110.00	100.00	95.00	100.00
ELECTRIC BLUBS "0" WATTE LOCAL	EACH	27.50	27.50	27.50	25.00	20.00	25.00	18.00
ELECTRIC BLUB ENERGY SAVER 14 WATTS	EACH	167.50	167.50	165.00	167.50	170.00	160.00	160.00
WASHING SOAP 250 GMS SPECIFY BRAND NAME	EACH	40.00	40.00	40.00	40.00	40.00	40.00	30.00
SURF EXCEL 400 GMS POLY BAG	EACH	125.00	125.00	125.00	125.00	125.00	125.00	125.00
WASHING POWDER 1000 GRM	EACH	185.00	185.00	185.00	185.00	185.00	185.00	185.00
WASHING POWDER (WHEEL/ BONUS) 100 GRAMS	EACH	125.00	125.00	125.00	125.00	95.00	95.00	95.00
CLEANSER POWDER VIM 1000 GM	PKT.	77.78	77.78	77.78	77.78	77.78	77.78	66.67
FINIS 500 ML	BOTTLE	237.50	237.50	237.50	237.50	225.00	196.87	193.75
PHNYLE TYPHONE/FINIS/CARRANITE 3 LITRES	BOTTLE	169.09	169.09	169.09	169.09	145.00	150.00	140.00
HARPIC	BOTTLE	135.00	135.00	135.00	135.00	135.00	135.00	135.00
BOOT POLISH CHERRY/KIWI 50ML	EACH	111.11	111.11	111.11	111.11	100.00	111.11	111.11
ROBIN BLUE (35 GRAMS)	PKT.	45.00	45.00	45.00	45.00	45.00	45.00	45.00
TISSU PAPER PERFUMED 100 PCS.	PKT	100.00	100.00	100.00	100.00	115.00	95.00	95.00
TOILET PAPER ROLL (R.PETEL)	P/ROLL	38.00	38.00	38.00	38.00	38.00	38.00	38.00
BOOT POLISH LIQUID CHEERY BLOSSOM KIWI 75 ML	BOTTLE	140.00	140.00	140.00	140.00	140.00	140.00	140.00
MATCH BOX SMALL	EACH	1.00	1.00	1.00	1.00	1.00	2.00	2.00
DRY CELL 1.5 VOLT(LOCAL)	EACH	30.00	30.00	30.00	22.50	25.00	30.00	15.00
HAND STITCHING NEEDLE M.SIZE	PACKET	10.00	10.00	7.75	9.00	7.50	10.00	5.00
SEWING MACHINE NEEDLE (SINGER)	EACH	5.00	5.00	5.00	5.00	10.00	5.00	6.00
HOUSEHOLD SERVANT FEMALE P/T	P/MNTH	1666.67	1900.00	1300.00	1600.00	1792.86	1500.00	1550.00
MARRIAGE HALL WITH FURNITURE	P/HEAD	146.25	155.00	125.00	125.00	143.57	150.00	105.00
SEPTRAN TABLETS	10TAB.	16.00	16.00	16.00	16.00	16.10	16.50	16.00
BRUFEN TABS 200-MG.	10TAB.	10.00	10.00	10.00	10.00	10.00	10.00	10.00
PANADOL TAB. EXTRA/PLAIN	10TAB.	10.00	10.00	10.00	10.00	10.00	10.00	10.00
DISPRIN TAB.	10TAB.	10.00	10.00	10.00	10.00	10.00	10.00	10.00
TRISIL TAB.	10 TAB	10.00	10.00	10.00	10.00	10.00	10.00	10.00
FLAGYL TAB. 200 MG.	10TAB.	10.00	10.00	10.00	10.00	10.00	10.00	10.00
VENTOLIN TAB. 2MG.	10TAB.	9.00	9.00	9.00	9.00	9.00	9.00	9.00
DAONIL TAB. 5 MG.	10TAB.	17.00	17.00	17.00	17.00	17.00	17.00	17.00
ENTOX TAB.	10TAB.	10.00	10.00	10.00	10.00	10.00	10.00	10.00
RENITEC TAB. 5 MG.	10TAB.	59.00	59.00	59.00	59.00	59.00	59.00	59.00
CAC. 1000 TAB	BOTTLE	122.00	122.00	122.00	122.00	122.00	122.00	122.00
AMOXIL CAPSOLE 250 MG.S	10CAP.	36.00	36.00	36.00	36.00	36.00	36.00	36.00
CALCIUM SYRUP SANDOZ	BOTTLE	64.00	64.00	64.00	64.00	64.00	64.00	64.00
LEDERPLEX SYRUP	BOTTLE	35.00	35.00	35.00	35.00	35.00	35.00	35.00
SANCOS SYRUP (50 ML.)	BOTTLE	30.00	30.00	30.00	30.00	30.00	30.00	30.00
PHENERGAN SYRUP 120 ML.	BOTTLE	33.00	33.00	33.00	33.00	33.00	33.00	33.00
CALPOL SYRUP 60 ML.	BOTTLE	28.00	28.00	28.00	28.00	28.00	28.00	28.00
HYDRYLLIN SYRUP 120 ML.	BOTTLE	65.00	65.00	65.00	65.00	65.00	65.00	65.00
POLYFAX EYE OINTMENT	TUBE	21.00	21.00	21.00	21.00	21.00	21.00	21.00
BETNESOL EYE DROPS	BOTTLE	33.89	33.89	33.89	33.89	33.89	33.89	33.89
EAR DROPS (CARDISPORINE) ***	BOTTLE	21.00	21.00	21.00	21.00	21.00	21.00	21.00
BETNOVATE-N OINTMENT 5 GMS	TUBE	16.00	16.00	16.00	16.00	16.00	16.00	16.00
BURNOL CREAM 30 GRM	TUBE	16.00	16.00	16.00	16.00	16.00	16.00	16.00
VICKS VAPORUB/BALM	BOTTLE	36.00	36.00	36.00	36.00	36.00	36.00	36.00
GLYCRINE SMALL BOTTLE	BOTTLE	28.00	28.00	22.50	25.00	35.00	25.00	17.00
JOUHAR JOSHANDA	PKT.	8.00	8.00	8.00	8.00	6.00	8.00	7.00
GALXOS-D (450 GRMS)	PKT.	168.75	168.75	168.75	168.75	157.50	157.50	157.50
GRIPE-WATER WOODWARDS	BOTTLE	55.00	55.00	55.00	55.00	50.00	55.00	50.00

Contd.

7.11 Intercity Consumer Prices January, 2015

Description	Unit	Rawal-pindi	Islama-bad	Attock	Jehlum	Lahore	Sahiwal	Gujran-wala
SANIPLAST ONE PUTTY	EACH	2.00	2.00	2.00	2.00	2.00	2.00	1.50
O.R.S. (NIMCOL)	PKT.	17.00	17.00	17.00	17.00	17.00	15.00	15.00
DETTOL (MEDIUM)	BOTTLE	46.80	46.80	46.80	46.80	46.80	46.80	46.80
COTTON BANDAGE 2" - 4"	EACH	9.00	9.00	8.00	9.00	8.00	9.00	5.00
THERMOMETER CHINA	EACH	45.00	45.00	50.00	47.50	42.50	45.00	30.00
DOCTOR (MBBS) CLINIC FEE	P/PAT.	166.67	175.00	110.00	125.00	100.00	250.00	75.00
URINE TEST (DR) CHARGES	P/TEST	150.00	161.25	80.00	90.00	155.00	100.00	100.00
BLOOD TEST (CP) CHARGES	P/TEST	325.00	325.00	200.00	250.00	575.00	225.00	300.00
SUGAR TEST (RANDOM/FASTING BOTH) CHARGES	P/TEST	210.00	300.00	170.00	197.50	150.00	110.00	200.00
ECG CHARGES	P/TEST	264.58	312.50	150.00	250.00	300.00	225.00	200.00
X-RAY (CHEST) CHARGES	P/X-RAY	333.33	375.00	275.00	375.00	375.00	300.00	400.00
CAR SUZUKI 800 CC (W/O. A/C)	EACH	659800.00	659800.00	659800.00	659800.00	637000.00	625000.00	645000.00
CAR SUZUKI 1000 CC	EACH	1081300.00	1081300.00	1081300.00	1081300.00	1065000.00	1034000.00	1060000.00
CAR TOYOTA 1300 CC	EACH	1682000.00	1682000.00	1677000.00	1682000.00	1790500.00	1645500.00	1570000.00
CAR HONDA CIVIC	EACH	2145500.00	2145500.00	2145500.00	2145500.00	2147000.00	1662000.00	2027500.00
MOTORCYCLE HONDA CD-70.	EACH	69900.00	69900.00	69900.00	69900.00	69900.00	69900.00	69900.00
MOTORCYCLE YAMAHA 100CC.	EACH	79300.00	79300.00	79300.00	79300.00	79300.00	79300.00	79300.00
MOTOR CYCLE HERO 70 CC	EACH	44500.00	45000.00	46750.00	48000.00	49000.00	47500.00	42500.00
BICYCLE WITH TYRES & TUBES	EACH	7900.00	7900.00	7900.00	7200.00	7000.00	7100.00	7200.00
TYRE CAR WITH TUBE GENERAL	EACH	3375.00	3375.00	3375.00	3450.00	3000.00	3100.00	3300.00
TYRE MOTOR CYCLE WITHOUT TUBE	EACH	1137.50	1137.50	1250.00	1135.00	1420.00	1215.00	1250.00
TYRE CYCLE SPECIFY BRAND NAME	EACH	345.83	355.00	370.00	387.50	330.00	350.00	330.00
TYRE CAR W/O TUBE	EACH	3275.00	3275.00	3275.00	3275.00	2700.00	3200.00	3000.00
PETROL SUPER	LITRE	78.28	78.28	78.28	78.28	78.28	78.28	78.28
HIGH SPEED DIESEL HSD	LITRE	86.23	86.23	86.23	86.23	86.23	86.23	86.23
CNG	K.G.	76.35	76.35	76.35	0.00	71.50	71.50	71.50
GAS CYLINDER STAND. SIZE	EACH	1780.00	1780.00	1650.00	1530.00	1650.00	1550.00	1540.00
MOTOR CYCLE SERVICE CHARGES	EACH	306.67	310.00	290.00	250.00	200.00	150.00	280.00
CAR SERVICE CHARGES	EACH	337.50	375.00	325.00	275.00	300.00	300.00	250.00
TYRE PUNCTURE CHARGES	EACH	65.00	65.00	40.00	70.00	62.50	50.00	50.00
CYCLE OVERHAULING CHARGES	EACH	783.33	825.00	290.00	375.00	319.64	300.00	160.00
CAR TAX FOR 800CC TO 1300CC	YEARLY	2650.00	432.00	2650.00	2650.00	2650.00	2650.00	2650.00
TRAIN FARE ECO. 1-100 KM.	P/KM.	0.68	0.68	0.68	0.68	0.68	0.68	0.68
TRAIN FARE ECO. 101-500 KM.	P/KM.	0.98	0.98	0.98	0.98	0.98	0.98	0.98
TRAIN FARE ECO. > 500 KM.	P/KM.	0.89	0.89	0.89	0.89	0.89	0.89	0.89
TRAIN FARE IST SLP. 1-100KM	P/KM.	2.10	2.10	2.10	2.10	2.10	2.10	2.10
TRAIN FARE IST SLP. 101-500 KM	P/KM.	2.59	2.59	2.59	2.59	2.59	2.59	2.59
TRAIN FARE IST SLP. > 500 KM	P/KM.	1.99	1.99	1.99	1.99	1.99	1.99	1.99
TRAIN FARE A/C SLP. 1-100KM.	P/KM.	5.76	5.76	5.76	5.76	5.76	5.76	5.76
TRAIN FARE A/C SLP. 101-500KM	P/KM.	4.59	4.59	4.59	4.59	4.59	4.59	4.59
TRAIN FARE A/C SLP > 500KM.	P/KM.	4.16	4.16	4.16	4.16	4.16	4.16	4.16
PLATFORM TICKET	EACH	10.00	10.00	10.00	10.00	10.00	10.00	10.00
AUTO RICKSHAW FARES	KM/MIN	75.00	0.00	45.00	75.00	50.00	70.00	60.00
FULL TONGA CHARGES	KM/MIN	0.00	0.00	0.00	0.00	65.00	90.00	50.00
TAXI 4 SEATER FARE	KM/MIN	110.00	110.00	75.00	0.00	100.00	100.00	100.00
BUS FARE MIN (WITHIN CITY)	TICKET	12.00	12.00	0.00	12.00	12.00	0.00	10.00
BUS FARE MAX (WITHIN CIT	TICKET	23.50	23.50	0.00	23.50	20.00	0.00	20.00
BUS FARE OUTSIDE CITY	P/KM.	0.93	0.93	0.93	0.93	0.93	0.93	0.93
A/C BUS FARE OUTSIDE CITY	P/KM.	1.55	1.55	1.53	1.55	2.00	1.55	1.45
MINIBUS FARE MIN.WITH IN CITY	TICKET	12.00	12.00	0.00	0.00	12.00	0.00	10.00
MINIBUS FARE MAX.WITH IN CITY	TICKET	23.50	23.50	0.00	0.00	32.00	0.00	20.00
SUZUKI FARE MIN.WITH IN CITY	TICKET	12.00	12.00	10.00	0.00	13.00	0.00	10.00
SUZUKI FARE MAXIMUM W.IN CITY	TICKET	19.00	19.00	10.00	10.00	24.00	0.00	20.00
AIR FARE ECONOMY CLASS.	P/KM.	19.26	19.26	0.00	0.00	19.26	0.00	0.00
POSTAL ENVELOPE DOMESTIC	EACH	8.00	8.00	8.00	8.00	8.00	8.00	8.00
ENVELOPE FOR SAUDI ARABIA	EACH	50.00	50.00	50.00	50.00	50.00	50.00	50.00
POSTAL REGISTRATION CHARGES	EACH	28.00	28.00	28.00	28.00	28.00	28.00	28.00
U.M.S. REG CHARGES MIN.	EACH	58.00	58.00	58.00	58.00	58.00	58.00	59.00
T.C.S. CH. MIN.WITH IN ZONE	EACH	150.00	150.00	150.00	150.00	110.00	150.00	110.00
TELEPHONE CHARGES LOCAL CALL	P/CALL	3.94	3.94	3.94	3.94	3.94	3.94	3.94
TEL CHARGES OUT SIDE CITY	P/CALL	3.94	3.94	3.94	3.94	3.94	3.94	3.94
INTERNET CHARGES	P/HOUR	27.50	27.50	27.50	50.00	15.00	12.00	20.00
MOBILE CELL CHARGES	P/UNIT	3.00	3.00	3.00	3.00	2.50	3.00	3.00
FAX CHARGES (LOCAL)	P/PAGE	12.50	12.50	12.50	12.50	10.00	20.00	30.00
TELEPHONE SET AV. QLTY	EACH	625.00	725.00	550.00	825.00	775.00	650.00	450.00

Contd.

7.11 Intercity Consumer Prices January, 2015

Description	Unit	Rawal-pindi	Islama-bad	Attock	Jehlum	Lahore	Sahiwal	Gujran-wala
MOBILE SET NOKIA/SONY/ERICSON/SAMSUNG WITHOUT CAMERA	EACH	2133.33	2175.00	2125.00	2450.00	2700.00	2200.00	2825.00
T.V. 20" COLORED WEGA H-A21.	EACH	18108.33	18200.00	18100.00	18100.00	20500.00	18900.00	15000.00
T.V 20" COLOR CHINA/KORIA)	EACH	14250.00	14250.00	14250.00	14250.00	6500.00	13500.00	7000.00
V.C.P. PANASONIC/LG/NAT	EACH	5900.00	5900.00	5550.00	5750.00	4200.00	0.00	0.00
DVD/VCD PLAYER PANASONIC/LG	EACH	3750.00	3750.00	3550.00	3750.00	6542.86	4500.00	4600.00
RADIO WITH C.PLAYER NATIONAL	EACH	2150.00	2150.00	2150.00	2050.00	1825.00	1800.00	2262.50
PERSONNEL COMPUTER (BRANDED)	EACH	69250.00	69250.00	69250.00	69500.00	53000.00	37000.00	37400.00
VID. CASSETTE BLK. TDK/SONY	EACH	144.17	145.00	135.00	175.00	122.50	155.00	0.00
COM. C.D. (TDK/IMATION)	EACH	56.67	59.38	75.00	75.00	37.14	60.00	35.00
TAPE RECORDER CASSETTE BLANK	EACH	42.50	47.50	42.50	47.50	40.00	65.00	35.00
VIDEO GAME SEGA 16 BYTE	EACH	1150.00	1150.00	1175.00	1050.00	1200.00	1650.00	1050.00
CINEMA A/C. HIGH CLASS	TICKET	100.00	0.00	0.00	0.00	115.71	0.00	80.00
CINEMA NON-A/C HIGH CLASS	TICKET	50.00	0.00	0.00	0.00	72.86	50.00	60.00
CABLE CHARGES	P/MONT	325.00	325.00	275.00	300.00	275.00	200.00	300.00
TV.LICENCE FEE DOMESTIC	YEARLY	420.00	420.00	420.00	420.00	420.00	420.00	420.00
ENGLISH BOOK CLASS V1	EACH	77.00	77.00	77.00	77.00	77.00	77.00	77.00
ENGLISH BOOK CLASS IX OR X	EACH	129.00	129.00	129.00	129.00	129.00	129.00	129.00
ENG. BOOK IST.YR COMPLETE SET	EACH	82.00	82.00	82.00	82.00	82.00	82.00	82.00
ENGLISH BOOK BA/B.SC	EACH	178.00	178.00	178.00	178.00	178.00	178.00	178.00
URDU BOOK CLASS V (T.B.BORD)	EACH	70.00	70.00	70.00	70.00	70.00	70.00	70.00
URDU BOOK CLASS IX/X(T.B.B)	EACH	137.00	137.00	137.00	137.00	137.00	137.00	137.00
URDU BOOK IST.YEAR/INTER	EACH	51.00	51.00	51.00	51.00	51.00	51.00	51.00
URDU BOOK BA/B.SC	EACH	140.00	140.00	140.00	140.00	140.00	140.00	140.00
MATHS BOOK CALSS V (T.B.B)	EACH	84.00	84.00	84.00	84.00	84.00	84.00	84.00
MATHS BOOK CLASS IX OR X	EACH	236.00	236.00	236.00	236.00	236.00	236.00	236.00
MATHS BOOK IST.YEAR (T.B.B)	EACH	156.00	156.00	150.00	156.00	156.00	156.00	156.00
PAKISTAN STUDIES BOOK BA/B.SC	EACH	125.00	125.00	125.00	125.00	125.00	125.00	125.00
DAILY "DAWN"	P/COPY	19.00	19.00	19.00	19.00	19.00	19.00	19.00
DAILY "JANG"	P/COPY	12.00	12.00	12.00	12.00	12.00	12.00	12.00
DAILY "NAWA-E-WAQT"	P/COPY	12.00	12.00	12.00	12.00	12.00	12.00	12.00
WEEKLY "AKHBAR-E-JAHAN"	P/COPY	55.00	55.00	55.00	55.00	55.00	55.00	55.00
WEEKLY "MAG"	P/COPY	45.00	45.00	45.00	45.00	45.00	45.00	45.00
MONTHLY "NAUNEHAL DIGEST"	P/COPY	35.00	35.00	35.00	35.00	35.00	35.00	35.00
PAPER FOOLSCAPE (27"x17")	QUIRE	57.50	57.50	57.50	55.00	25.00	25.00	30.00
EXERCISE.BOOK LINED 80/100 PGS	EACH	57.50	62.50	57.50	52.50	30.00	35.00	32.50
PENCILGOLDFISH/DEER	EACH	8.00	8.00	8.00	8.00	6.00	6.00	5.00
PEN INK DOLLOR 57 ML BOTTLE	EACH	25.00	25.00	25.00	20.00	20.00	20.00	20.00
PHOTOSTATE PAPER 70 GM	PRT	365.00	365.00	365.00	305.00	350.00	330.00	285.00
BALL PEN (local)	EACH	8.00	8.00	8.00	8.00	6.00	6.00	5.00
FOUNTAIN PEN HERO/WINGS/CHINA	EACH	47.50	47.50	47.50	46.25	45.00	50.00	40.00
PRIVATE SCHOOL FEE ENGLISH MED. AVG. STANDARD (CLASS I)	P/MONTH	2854.17	2618.75	712.50	1852.50	1378.57	1800.00	1550.00
PRIVATE SCHOOL FEE ENGLISH MED. AVG. STANDARD (CLASS V)	P/MONTH	2833.33	2650.00	787.50	1802.50	1571.43	1800.00	1650.00
PRIVATE SCHOOL FEE ENGLISH MED. AVG. STANDARD (CLASS VI)	P/MONTH	2850.00	2925.00	812.50	1822.50	1787.50	1875.00	1800.00
PRIVATE SCHOOL FEE ENGLISH MED. AVG. STANDARD(CLASS X)	P/MONTH	3070.83	3275.00	962.50	1927.50	2157.14	2050.00	1850.00
PRIVATE MEDICLLE COLLEGE FEE MBBS (IST YEAR)	P/MONTH	50468.75	50468.75	50468.75	0.00	30208.00	0.00	0.00
PRIVATE ENGINEERING COLLEGE FEE (ISTR YEAR)	P/MONTH	14975.25	14975.25	11011.50	0.00	19550.00	0.00	0.00
GOVT. COLLEGE FEE IST. YEAR	MONTH	50.00	195.00	50.00	50.00	60.00	50.00	50.00
GOVT. COLLEGE FEE 4TH. YEAR	MONTH	60.00	225.00	60.00	60.00	70.00	60.00	60.00
GOVT. UNIVERSITY FEE MSC.	MONTH	77.50	1000.00	77.50	80.00	97.79	80.00	115.00
GOVT. MED. COLLEGE FEE MBBS	MONTH	873.00	873.00	873.00	0.00	1250.00	1250.00	0.00
GOVT. ENGG. COLL. FEE I YEAR	MONTH	600.00	600.00	600.00	0.00	750.00	500.00	0.00
COACHING FEE FOR CLASS IX/X	P/MONTH	2750.00	2987.50	1550.00	3000.00	1828.57	1400.00	600.00
COACHING CHARGES FOR CLASS IST YEAR/INTER (SCIENCE)	P/MONTH	3250.00	3450.00	2200.00	3500.00	2821.43	2300.00	1200.00
COACHING CHARGES FOR CLASS IST YEAR/INTER (COMMERCE)	P/MONTH	2691.67	3062.50	1900.00	3500.00	2792.86	1300.00	1200.00
I.T. TUITION FEES	P/MONTH	2100.00	2100.00	1450.00	3231.25	6066.80	1500.00	4500.00
MBA TUITION FEES	P/MONTH	13955.00	13955.00	7667.00	4500.00	15687.50	0.00	7000.00
BREAD TANDOORI ST. SIZE	EACH	7.50	7.50	6.50	6.00	6.00	6.00	6.00
COOKED MUTTON (AV. HOTEL)	PLATE	155.00	157.50	190.00	155.00	200.71	150.00	120.00
COOKED BEEF (AV. HOTEL)	PLATE	85.83	88.75	75.00	80.00	78.21	80.00	60.00
COOKED DAL (AV. HOTEL)	PLATE	55.83	62.50	47.50	47.50	50.71	40.00	35.00
CHICKEN BIRYANI FULL/DOUBLE	PLATE	115.00	125.00	145.00	100.00	128.93	130.00	110.00
TEA PREPARED (ORDINARY)	CUP	20.00	20.00	20.00	17.50	19.21	20.00	17.50
HAIRCUT CHARGES FOR MEN	P/CUT	86.25	102.50	75.00	55.00	96.43	80.00	60.00
BEAUTY PORL HAIR STYL CHARGE	P/STY.	391.67	475.00	275.00	475.00	228.57	250.00	350.00
SHAVING CHARGES	PER SHV	49.58	60.00	55.00	40.00	46.43	40.00	40.00

Contd.

7.11 Intercity Consumer Prices January, 2015

Description	Unit	Rawal-pindi	Islama-bad	Attock	Jehlum	Lahore	Sahiwal	Gujran-wala
LIPSTICK S.MISS/MEDORA	EACH	110.00	110.00	115.00	110.00	120.00	110.00	110.00
NAIL POLISH S.MISS/MEDORA	EACH	115.00	115.00	105.00	115.00	110.00	95.00	60.00
PERFUME MED.SIZE MEDORA/BROACH	EACH	200.00	200.00	200.00	200.00	180.00	170.00	120.00
HAIR-OIL AMLA/CHAMBELI	BOTTLE	100.00	100.00	110.00	100.00	130.00	110.00	110.00
TOILET SOAP LUX 95 GRAMS	EACH	40.38	40.38	40.38	40.38	40.38	40.38	40.38
TOILET SOAP LIFEBOUY 140 GRM	EACH	36.00	36.00	36.00	36.00	36.00	36.00	36.00
TOILET SOAP SAFEGUARD BATH SIZE	EACH	48.00	48.00	48.00	48.00	48.00	48.00	48.00
TOOTHPASTE MACKLINES 70 GRM	EACH	50.00	50.00	50.00	50.00	50.00	50.00	50.00
TOOTHPAST MED SIZE CLGATE 70 GMS	EACH	75.00	75.00	75.00	75.00	60.67	60.67	60.67
TOOTHBRUSH SHEILD A/PLAQUE	EACH	22.00	22.00	22.00	22.00	35.00	55.00	50.00
TOOTHPOWDER DENTONIC 90 GRM	EACH	28.00	28.00	28.00	28.00	28.00	28.00	25.00
HAIR-COLOUR BEGIN (6 GMS)	EACH	95.00	95.00	100.00	100.00	95.00	95.00	100.00
HAIR COLOUR (KALAKOLA)	BOTTLE	130.00	130.00	130.00	130.00	130.00	120.00	130.00
FACECREAM PONDS (MEDIUM)	EACH	110.00	110.00	110.00	110.00	110.00	110.00	110.00
TALC POWDER VICE ROAY,B.CAT	EACH	135.00	135.00	135.00	135.00	130.00	150.00	135.00
BLADE TREET ORDINARY 10'S	PKT.	30.00	30.00	30.00	30.00	35.00	32.00	40.00
BLADE 7-O-CLOCK STAIN. 5'S	PKT.	35.00	35.00	35.00	35.00	32.00	30.00	35.00
SHAMPOO SUNSILK/PAINTIN 100 ML	BOTTLE	110.00	110.00	110.00	110.00	110.00	110.00	110.00
BEAUTY CREAM (FAIR & LOVELY)	EACH	65.00	65.00	65.00	65.00	99.00	155.00	155.00
HAIR REMOVING CREAM (EU-CREAM)	TUBE	65.00	65.00	65.00	65.00	65.00	65.00	65.00
GEL MEDIUM SIZE	BOTTLE	102.50	107.50	100.00	127.50	65.00	120.00	65.00
DISPOSABLE RAZOR GILLET-II	EACH	37.50	37.50	37.50	40.00	35.00	40.00	43.00
SHAVING CREAM TOUCH-ME/ADM.	EACH	65.00	65.00	65.00	65.00	60.00	60.00	60.00
GOLD TEZABI 24 CT	10 GM.	40200.00	40200.00	39880.00	40250.00	40160.00	40037.00	39950.00
SILVER TEZABI 24 CT	10 GM.	600.00	600.00	590.00	650.00	591.00	612.99	600.00
ARTIFICIAL JEWELLARY SET	SET	1225.00	1275.00	850.00	662.50	957.14	500.00	800.00
WRIST WATCH GENTS CITIZEN (ORIGINAL) ***	EACH	4900.00	4900.00	4900.00	3750.00	6535.71	4250.00	2500.00
WRIST WATCH LADIES CITIZEN (ORIGINAL) ***	EACH	4900.00	4900.00	4900.00	3750.00	7500.00	4250.00	2500.00
WALL CLOCK QUARTZ AV.QLTY	EACH	520.83	550.00	550.00	310.00	725.00	600.00	487.50
SUITCASE REXIN (24"x16"x6")	EACH	1775.00	1775.00	1425.00	850.00	932.14	1050.00	725.00
TRUNK MEDIUM SIZE ***	EACH	2250.00	2243.75	1975.00	1950.00	2246.43	2000.00	1525.00
PURSE LADIES (LEATHER) AVERAGE QUALITY	EACH	529.17	612.50	525.00	437.50	1021.43	712.50	712.50

7.11 Intercity Consumer Prices January, 2015

Description	Unit	Wazira- bad	Sialkot	Faisalabad	Jhang	Multan	Muzaffar- garh	D.G. Khan
WHEAT	10 KG.	336.50	362.50	337.50	345.00	330.00	330.00	337.50
WHEAT FLOUR FINE/SUPERIOR.	KG.	42.00	50.00	41.00	40.00	41.00	41.00	40.00
WHEAT FLOUR AVG. QLTY	KG.	40.00	38.75	37.00	39.00	38.00	38.00	37.00
WHEAT FLOUR BAG	10 KG.	400.00	387.50	360.00	380.00	380.00	380.00	370.00
MAIDA	KG.	50.00	50.00	50.00	48.00	50.00	50.00	50.00
SUJI	KG.	55.00	50.00	50.00	50.00	50.00	50.00	50.00
BESAN AV. QLTY.	KG.	80.00	75.00	80.00	76.00	81.67	82.50	80.00
RICE BASMATI SUP. QLTY.	KG.	90.00	130.00	135.00	105.00	128.33	127.50	110.00
RICE BASMATI 385/386	KG.	70.00	100.00	95.00	67.50	77.50	77.50	80.00
RICE BASMATI BROKEN AV.QLTY	KG.	55.00	65.00	83.75	62.50	75.00	67.50	70.00
RICE IRR1-6 (SINDH/PUNJAB)	KG.	52.50	47.50	65.00	40.00	37.00	39.00	35.00
VERMICELLI	KG.	80.00	65.00	75.00	70.00	80.00	80.00	80.00
BREAD PLAIN MEDIUM SIZE	EACH	40.00	40.00	40.00	40.00	45.00	45.00	45.00
RUSK (PAPAY)	KG.	160.00	140.00	195.00	150.00	208.33	200.00	200.00
BISCUITS-PACKED	PKT	35.00	35.00	35.00	35.00	35.00	35.00	35.00
BISCUIT-BAKERY (LOOSE)	250 GM	100.00	80.00	73.75	65.00	90.00	70.00	80.00
CORNFLAKS FAUJI 225 GM.	PKT	180.00	166.50	171.00	166.50	175.50	175.50	198.00
SAMOSA (VEGATABLE)	EACH	10.00	15.00	19.00	15.00	14.33	13.50	10.00
PASTRY AV.QLTY.	EACH	30.00	25.00	23.75	30.00	35.00	22.50	30.00
PATTIES (VEGATABLES)	EACH	15.00	20.00	23.75	30.00	26.67	25.00	20.00
NIMCO	250 GM	50.00	50.00	67.50	65.00	67.50	67.50	60.00
CHIPS	250 GM	62.50	65.00	66.25	100.00	83.33	82.50	65.00
BEEF WITH BONE AV.QLTY.	KG	280.00	280.00	275.00	260.00	300.00	270.00	275.00
MUTTON AV.QLTY.	KG	550.00	600.00	600.00	550.00	600.00	490.00	575.00
CHICKEN FARM BROILER (LIVE)	KG	151.00	150.00	157.50	170.00	162.50	162.50	150.00
FISH-RAHU MEDIUM SIZE	KG	280.00	287.50	290.00	350.00	290.00	290.00	260.00
MILK FRESH (UNBOILED)	LTR.	70.00	70.00	70.00	60.00	75.00	70.00	70.00
CURD	KG.	80.00	80.00	80.00	70.00	86.67	80.00	85.00
MILK TETRA PACK 1/2 LTR.	PKT.	60.00	60.00	60.00	60.00	60.00	60.00	60.00
LACTOGEN 400 GRAMS	PKT.	430.00	425.00	425.00	425.00	435.00	435.00	435.00
POWDER MILK NIDO 400GM.	PKT	350.00	350.00	350.00	350.00	350.00	350.00	350.00
MILK POWDER LOOSE/PACKED	KG.	450.00	460.00	525.00	400.00	537.50	550.00	640.00
BUTTER LOCAL PACKED	50 GM.	30.00	25.00	32.00	30.00	27.00	27.00	25.00
EGGS FARM	DOZ	115.00	120.00	115.00	110.00	117.50	117.50	120.00
MUSTARD OIL AV.QLTY.	KG.	160.00	160.00	195.00	160.00	172.50	180.00	170.00
COOKING OIL (DALDA)	2.5LTR	545.00	492.50	545.00	525.00	490.00	490.00	520.00
COOKING OIL (PAKWAN) OTHER BRAND SPECIFY	2.5 LTR	530.00	477.50	525.00	525.00	508.33	490.00	545.00
VEGETABLE GHEE TIN	2.5KG.	505.00	477.50	510.00	500.00	486.67	485.00	510.00
VEGETABLE GHEE (LOOSE)	KG.	140.00	142.50	138.00	165.00	155.00	155.00	155.00
DATES AV.QLTY.	KG.	160.00	210.00	190.00	180.00	168.33	180.00	155.00
PISTACHIO AV.QLTY.	50 GM.	130.00	150.00	77.50	75.00	122.50	125.00	120.00
ALMONDS WHOLE AV.QLTY.	KG.	425.00	500.00	475.00	525.00	395.00	375.00	550.00
COCONUT DRY AV.QLTY.	KG.	280.00	290.00	280.00	230.00	298.33	305.00	300.00
RAISINS AV.QLTY.	50 GM.	20.00	20.00	21.25	20.00	19.00	21.00	15.00
GROUNDNUTS (WITH SHELL)	KG.	200.00	200.00	200.00	160.00	191.67	190.00	150.00
MALTA/MOSAMBI	DOZ	100.00	100.00	82.50	110.00	107.50	115.00	90.00
KINNU	DOZ	55.00	55.00	60.00	70.00	96.25	95.00	60.00
APPLE	KG	110.00	60.00	110.00	110.00	145.00	135.00	80.00
ALOO BUKHARA	KG	0.00	0.00	0.00	0.00	0.00	0.00	0.00
POMEGRANATE (ANNAR)	KG	150.00	187.50	190.00	180.00	205.00	200.00	180.00
GRAPES	KG	0.00	0.00	0.00	0.00	0.00	0.00	0.00
BANANAS	DOZ	60.00	62.50	55.00	50.00	74.17	72.50	60.00
MANGO KALMI	KG	0.00	0.00	0.00	0.00	0.00	0.00	0.00
GUAVA	KG	60.00	45.00	51.25	50.00	82.00	72.50	80.00
WATERMELON (TURBOOZ)	KG	0.00	0.00	0.00	0.00	0.00	0.00	0.00
MUSKMELON (KHARBOOZA)	KG	0.00	0.00	0.00	0.00	0.00	0.00	0.00
SWEETMELON (GARMA)	KG	0.00	0.00	0.00	0.00	0.00	0.00	0.00
PULSE MASOOR (WHOLE)	KG.	115.00	120.00	122.50	115.00	119.17	122.50	120.00
PULSE MASOOR (WASHED)	KG.	160.00	120.00	167.50	140.00	137.50	137.50	130.00
PULSE MOONG (WASHED)	KG.	170.00	170.00	167.50	165.00	170.83	170.00	160.00
PULSE MASH (WASHED)	KG.	170.00	175.00	172.50	140.00	162.50	167.50	160.00
PULSE GRAM	KG.	75.00	75.00	77.50	70.00	77.50	80.00	80.00
GRAM WHOLE BLACK AV QLTY.	KG.	70.00	65.00	75.00	70.00	73.33	75.00	75.00
GRAM WHOLE YELLOW AV.QLTY	KG.	100.00	110.00	110.00	72.00	104.17	115.00	100.00
BEANS (LAL LOBIA)	KG.	110.00	150.00	140.00	110.00	180.00	190.00	180.00

Contd.

7.11 Intercity Consumer Prices January, 2015

Description	Unit	Wazira- bad	Sialkot	Faisalabad	Jhang	Multan	Muzaffar- garh	D.G. Khan
POTATOES	KG	30.00	30.00	22.50	25.00	27.50	27.50	22.50
ONION	KG	25.00	30.00	27.50	22.50	20.00	22.50	20.00
TURNIP	KG	20.00	20.00	17.50	20.00	18.33	20.00	30.00
RADISH	KG	30.00	20.00	15.00	12.50	14.17	17.50	20.00
TOMATOES	KG	60.00	60.00	61.25	60.00	47.50	47.50	50.00
CABBAGE	KG	40.00	40.00	25.00	30.00	37.50	32.50	30.00
CAULIFLOWER	KG	40.00	30.00	25.00	20.00	25.83	22.50	20.00
BRINJAL	KG	0.00	0.00	0.00	0.00	0.00	0.00	0.00
PUMPKIN	KG	0.00	0.00	0.00	0.00	0.00	0.00	0.00
BOTTLEGOURD	KG	0.00	0.00	0.00	0.00	0.00	0.00	0.00
LADY FINGER	KG	0.00	0.00	0.00	0.00	0.00	0.00	0.00
PEAS	KG	75.00	60.00	71.25	75.00	74.17	77.50	75.00
SPINACH	KG	30.00	30.00	15.00	12.50	17.50	17.50	20.00
TINDA	KG	0.00	0.00	0.00	0.00	0.00	0.00	0.00
TURAI	KG	0.00	0.00	0.00	0.00	0.00	0.00	0.00
KARAILA	KG	0.00	0.00	0.00	0.00	0.00	0.00	0.00
ARVI	KG	0.00	0.00	0.00	0.00	0.00	0.00	0.00
CHILLIES GREEN	KG	70.00	80.00	76.25	55.00	66.67	75.00	80.00
CARROT	KG	25.00	30.00	22.50	22.50	22.50	22.50	30.00
COCUMBER (KHEERA)	KG	70.00	80.00	76.25	120.00	75.50	85.00	80.00
LEMON	250GM	20.00	25.00	15.00	20.00	20.00	22.50	30.00
SUGAR REFINED	KG.	55.00	54.00	54.00	55.00	53.00	53.00	54.00
GUR AV.QLTY	KG.	80.00	80.00	75.00	75.00	70.00	72.50	70.00
HONEY LANGANESE 500 GM.	BOTTLE	780.00	692.00	790.00	840.00	850.00	850.00	925.00
MILO 200 GM.	BOTTLE	173.33	222.00	210.00	166.66	200.00	200.00	250.00
CUSTARD POWDER RAFHAN 300 GM.	PKT	75.00	72.50	75.00	75.00	75.00	75.00	75.00
TOFFEE (HILAL)	EACH	1.00	1.00	2.00	2.00	1.00	1.00	1.00
CHOWKELATE CANDY (SMALL SIZE)	EACH	5.00	5.00	5.00	5.00	5.00	5.00	5.00
SWEETMEAT (MIXED)	KG	270.00	250.00	255.00	240.00	291.67	280.00	290.00
ICE CREAM WALLS	CUP.	40.00	40.00	40.00	40.00	40.00	40.00	40.00
ICE	KG	5.00	10.00	10.00	3.00	4.00	3.50	6.00
JAM AHMED/MITCHELLES	BOTTLE	130.00	120.00	130.00	120.00	130.00	130.00	140.00
SQUASH-MITCHELLES	BOTTLE	145.00	135.00	150.00	140.00	150.00	150.00	150.00
ROOH AFZA	BOTTLE	140.00	150.00	150.00	140.00	140.00	140.00	145.00
JAM-E-SHIREEN	BOTTLE	145.00	150.00	150.00	145.00	150.00	150.00	150.00
SAUNF	50 GM	20.00	17.50	15.75	15.00	15.67	19.00	10.00
CINAMON LOOSE AV. QLTY	50 GM.	30.00	20.00	25.00	30.00	20.33	21.00	20.00
CUMINSEED WHITE NATIONAL	50 GM.	52.00	52.00	54.00	55.00	52.00	52.00	52.00
PEPPER BLACK NATIONAL	50 GM.	96.00	96.00	96.00	96.00	96.00	96.00	96.00
CLOVES LOOSE AV.QLTY	50 GM.	100.00	95.00	98.25	80.00	97.50	97.50	80.00
CARDAMOM LARGE LOOSE AV.QLTY	50 GM.	180.00	105.00	102.50	160.00	177.50	170.00	160.00
CARDAMOM SMALL AV.QLTY	50 GM.	100.00	95.00	77.50	100.00	85.83	87.50	70.00
SALT-POWDERED (LAHORI) LOOSE	KG.	10.00	10.00	9.00	6.00	9.00	9.00	10.00
SALT POWDERED (NATIONAL/SHAN)	PKT	25.00	25.00	25.00	25.00	25.00	25.00	25.00
CHILLIES POWD.NATIONAL 200GM	PKT	105.00	105.00	105.00	105.00	105.00	105.00	105.00
CHILLIES POWDER LOOS	KG.	280.00	260.00	270.00	230.00	255.00	255.00	240.00
CORRIANDER SEED POWD.NATIONAL	PKT	88.00	78.00	88.00	78.00	88.00	88.00	78.00
CORRIANDER SEED (LOOSE)	KG.	280.00	200.00	270.00	280.00	268.33	270.00	240.00
TURMERIC POWD.NATIONAL 50GM	PKT.	35.00	35.00	35.00	35.00	35.00	35.00	35.00
CURRY POWD. NATIONAL 200 GM	PKT.	87.00	87.00	87.00	87.00	87.00	87.00	87.00
TOMATO KETCHUP AHMED/MITCHL	BOTTLE	85.00	85.00	85.00	80.00	95.00	95.00	80.00
PICKLES AHMED/MITCHELLES	BOTTLE	95.00	100.00	110.00	90.00	110.00	110.00	95.00
VINEGAR SYNTHETIC (SIRKA)	BOTTLE	70.00	80.00	95.00	80.00	75.00	75.00	80.00
GARLIC	KG	130.00	140.00	142.50	160.00	137.50	135.00	140.00
GINGER	KG	250.00	160.00	190.00	110.00	135.00	135.00	150.00
TAPAL DANEDAR TEA 200GM PACKET	PKT	126.32	126.32	126.32	126.32	126.32	126.32	126.32
TEA LIPTON YELLOW LABEL 200GM.	PKT.	131.58	131.58	128.42	131.58	131.58	131.58	131.58
TEA LOOSE KENYA AV.QLTY 250GM.	PKT.	125.00	120.00	145.75	130.00	115.83	120.00	122.50
COFFEE-NESCAFE 75 GM. **	BOTTLE	280.00	275.00	360.00	340.00	320.00	320.00	350.00
COLD DRINK (STANDARD SIZ)	BOTTLE	20.00	20.00	25.00	22.00	20.00	20.00	25.00
FRUIT JUICE TETRA PACK	PKT.	25.00	15.00	20.00	18.00	18.00	18.00	15.00
MINERAL WATER NESTLE 1.5 LTR	BOTTLE	45.00	45.00	45.00	50.00	47.00	47.00	50.00
CIGARETTES K-2 10'S **	PKT	45.00	50.00	45.00	50.00	43.00	43.00	43.00
CIGARETTES CAPSTAN 10'S **	PKT	50.00	50.00	50.00	50.00	47.00	47.00	47.00
CIGARETTES GOLD LEAF 20'S	PKT	100.00	100.00	100.00	100.00	96.00	96.00	96.00

Contd.

7.11 Intercity Consumer Prices January, 2015

Description	Unit	Wazira- bad	Sialkot	Faisalabad	Jhang	Multan	Muzaffar- garh	D.G. Khan
CIGARETTES MORVEN GOLD 20'S	PKT	50.00	50.00	50.00	50.00	47.00	47.00	47.00
BETEL LEAVES	50GM.	50.00	70.00	72.50	60.00	50.00	55.00	60.00
BETEL NUTS	KG.	300.00	400.00	380.00	390.00	255.00	255.00	225.00
LONG CLOTH 57" GUL AHMED/AL-KARAM	METER	150.00	135.00	237.50	360.00	250.00	250.00	237.50
SHIRTING AV.QLTY.	METER	140.00	175.00	125.00	300.00	210.00	190.00	175.00
PANT CLOTH W & WEAR AV.QLTY	METER	312.50	215.00	475.00	400.00	342.50	342.50	325.00
LAWN PRINTED GUL AHMED/AL-KARAM	METER	197.50	177.50	240.00	360.00	290.00	270.00	237.50
GEORGETTE AV.QLTY	METER	115.00	130.00	160.00	350.00	108.00	115.00	125.00
LINEN AV.QLTY ***	METER	100.00	140.00	140.00	250.00	250.00	225.00	137.50
HEAVY WT SUITING LAWERNCPUR AVG QLTY	METER	1050.00	925.00	1375.00	1700.00	1200.00	1200.00	1200.00
HEAVY WT SUITING LAWERNCPUR SUP QLTY	METER	2350.00	950.00	1525.00	2000.00	1950.00	1950.00	1950.00
TROPICAL SUITING LAW.PUR	METER	925.00	800.00	1100.00	1700.00	1200.00	1200.00	700.00
PANT BOY 24"/26" LENGTH.	EACH	625.00	380.00	400.00	550.00	380.00	365.00	550.00
SHIRT BOY 24"/26" LENGTH	EACH	425.00	355.00	277.50	450.00	310.00	290.00	425.00
SCHOOL UNI. PANT,SHIRT BOYS	SUIT	1000.00	625.00	475.00	700.00	573.33	525.00	650.00
SCHOOL UNI. KAMEEZ,SHAL.BOYS	SUIT	1000.00	625.00	475.00	750.00	518.00	675.00	750.00
SCHOOL UNI. KAMEEZ,SHAL.GIRL	SUIT	900.00	575.00	562.50	700.00	516.67	675.00	750.00
FROCK W/WEAR GIRLS	EACH	875.00	625.00	675.00	1200.00	1325.00	1650.00	900.00
AWAMI-SUIT W & W(BOY) 24"/26	SUIT	1050.00	825.00	556.25	1100.00	775.00	775.00	950.00
AWAMI-SUIT W&W (GENTS)AV.QLTY	SUIT	1050.00	950.00	837.50	1350.00	985.00	1275.00	1450.00
PULLOVER GENTS OXFORD/BON.	EACH	3050.00	3000.00	3100.00	3280.00	3250.00	2830.00	2600.00
PULLOVER LADIES OXFORD/BON.	EACH	2850.00	3000.00	2500.00	2300.00	2990.00	2600.00	2500.00
PULLOVER (GENTS) OTHERS A.QTY	EACH	550.00	650.00	687.50	700.00	1012.50	975.00	500.00
SECOND-HAND COAT FOR MEN	EACH	475.00	500.00	425.00	600.00	425.00	375.00	200.00
SECONDHAND SWEETER FOR MEN DUP QLTY	EACH	525.00	300.00	225.00	200.00	237.50	175.00	50.00
SECONDHAND WINTER JACKET	EACH	575.00	350.00	425.00	600.00	315.00	262.50	150.00
UNDERWEAR AV.QLTY MEDIUM SIZE	EACH	150.00	100.00	75.00	120.00	153.33	145.00	135.00
VEST FOR MEN AV.QLTY.	EACH	105.00	112.50	110.00	130.00	140.00	145.00	110.00
VEST/SHAMEEZ (WOMEN) AVG. QLTY	EACH	130.00	125.00	112.50	180.00	158.00	135.00	155.00
SOCKS NYLON (PAKISTANI)	PAIR	90.00	65.00	65.00	70.00	92.50	82.50	90.00
BRASSIER AV.QLTY.	EACH	127.50	175.00	112.50	220.00	149.17	87.50	135.00
BRASSIER SUP QLTY	EACH	270.00	462.50	340.00	595.00	336.67	210.00	350.00
DOPATTA GEORGETTE AV.QLTY.	EACH	235.00	275.00	231.25	400.00	226.67	210.00	250.00
DOPATTA COTTON AV QLTY	EACH	180.00	225.00	171.25	220.00	210.00	205.00	250.00
CHADDAR (W/WEAR) (2x2.5 MTR)	EACH	312.50	275.00	331.25	500.00	375.00	475.00	450.00
LUNGI/DHOTI(COTTON) AVG. QLTY	EACH	250.00	195.00	262.50	350.00	228.33	265.00	325.00
HANDKERCHIEF AVG. QLTY PAK	EACH	40.00	35.00	35.00	50.00	40.00	42.50	50.00
HANDKERCHIEF SUP. QLTY PAK	EACH	60.00	47.50	55.00	80.00	52.50	57.50	72.50
GLOVES AV QLTY	PAIR	70.00	75.00	77.50	120.00	96.67	110.00	160.00
AZARBAND COTTON AVG. QLTY	EACH	25.00	10.00	13.50	15.00	13.00	13.50	20.00
SEWING THREAD/REEL(ASLI PARI)	EACH	6.00	5.00	5.50	7.00	7.00	10.00	5.00
WASHING CHARGES PAINT & SHIRT	SUIT	150.00	150.00	65.00	100.00	106.67	105.00	60.00
DRY CLEANING SUIT COAT PANT	SUIT	400.00	400.00	307.50	300.00	278.00	262.50	250.00
WASHING CH. (KAMIZ-SHALWAR)	PAIR	90.00	100.00	65.00	70.00	75.00	80.00	60.00
TAILORING SHIRT	EACH	375.00	325.00	300.00	350.00	358.33	300.00	325.00
TAILORING CHARGES PANT (MEN)	EACH	600.00	625.00	450.00	600.00	470.00	475.00	750.00
TAILORING COAT-PANT SUIT	SUIT	3200.00	3250.00	3750.00	3600.00	3450.00	3350.00	3250.00
TAILORING AWAMI-SUIT (MALE)	SUIT	500.00	475.00	550.00	500.00	575.00	475.00	550.00
TAILORING SUIT FEMALE	SUIT	400.00	500.00	375.00	500.00	335.00	350.00	500.00
GENTS SHOES PAUL BATA	PAIR	1199.00	1199.00	1199.00	1199.00	1199.00	1199.00	1199.00
GENTS SANDAL BATA	PAIR	699.00	699.00	699.00	699.00	699.00	699.00	699.00
GENTS SPOUNG CHAPPAL BATA	PAIR	179.00	179.00	179.00	179.00	179.00	179.00	179.00
LADIES SANDAL BATA	PAIR	499.00	499.00	499.00	499.00	499.00	499.00	499.00
LADIES SPOUNG CHAPPAL BATA	PAIR	179.00	179.00	179.00	179.00	179.00	179.00	179.00
CHILD SHOE POWER LITE BATA	PAIR	599.00	599.00	599.00	599.00	599.00	599.00	599.00
GENTS SHOE, ART 1109 SERVICE	PAIR	999.00	999.00	999.00	999.00	999.00	999.00	999.00
NYLON JOGGER 27 SIZE 2-5 ***	PAIR	1299.00	1299.00	1299.00	1299.00	1299.00	1299.00	1299.00
CHINA FOOT WEAR AV. QLTY (MALE) *	PAIR	650.00	475.00	525.00	800.00	516.67	525.00	450.00
CHINA FOOT WEAR AV. QLTY (FEMALE) *	PAIR	500.00	325.00	325.00	700.00	325.00	325.00	325.00
CHINA FOOT WEAR AV. QLTY (CHILDREN) *	PAIR	400.00	325.00	250.00	500.00	275.00	225.00	275.00
SHOE REPAIR HALF SOLE	PAIR	120.00	60.00	130.00	125.00	126.67	72.50	75.00
SHOES POLISH CHARGES AVERAGE SHOP	PAIR	15.00	10.00	17.50	20.00	17.50	17.50	20.00
HOUSE RENT (combined)	MONTH	3051.00	5803.00	5422.00	4260.00	6267.00	4442.00	3814.00
rent 2	pm	3051.00	5803.00	5422.00	4260.00	6267.00	4442.00	3814.00
RENT3	PM	3051.00	5803.00	5422.00	4260.00	6267.00	4442.00	3814.00

Contd.

7.11 Intercity Consumer Prices January, 2015

Description	Unit	Wazira- bad	Sialkot	Faisalabad	Jhang	Multan	Muzaffar- garh	D.G. Khan
RENT4	PM	3051.00	5803.00	5422.00	4260.00	6267.00	4442.00	3814.00
RENT5	PM	3051.00	5803.00	5422.00	4260.00	6267.00	4442.00	3814.00
RENT6	PM	3051.00	5803.00	5422.00	4260.00	6267.00	4442.00	3814.00
SYNTHETIC ENEMAL ROBIALAC BALTI 3.64 LTR.	EACH	1790.00	2093.00	1720.00	1950.00	2088.00	2088.00	1600.00
SYNTHETIC ENEMAL ICI BALTI 3.64 LTR.	EACH	2138.00	2080.00	1785.00	1950.00	2166.00	2166.00	1749.00
CEMENT (LOCAL) SPECIFY BRAND NAME	BAG	500.00	510.00	504.00	520.00	495.00	495.00	500.00
BRICKS (NEW) IST CLASS	P/1000	8000.00	8500.00	6300.00	6000.00	6000.00	5200.00	4700.00
CEMENT BLOCKS (6"x8"x12")	P/100	0.00	0.00	0.00	0.00	0.00	0.00	0.00
BAJREE	100CFT	5200.00	5350.00	5000.00	3600.00	5000.00	3100.00	2500.00
SAND (BLACK PIT SAND)	K100CFT	2000.00	3000.00	2500.00	2300.00	2000.00	1600.00	1800.00
TIMBER SHESHAM LOG IST QUALITY	cubmt.	52111.00	39500.00	63558.00	38846.00	71000.00	52965.00	52900.00
IRON BAR (M.S. BAR) 1/2"	P/TON	75000.00	76250.00	76500.00	76000.00	77500.00	74000.00	76000.00
CARPENTER WAGE RATE	P/DAY	700.00	725.00	600.00	800.00	800.00	725.00	800.00
MASON (RAJ) WAGE RATE	P/DAY	800.00	950.00	800.00	800.00	775.00	700.00	800.00
UNSKILLED LABOUR WAGE RATE	P/DAY	450.00	500.00	475.00	400.00	450.00	400.00	400.00
PLUMBER WAGE RSTE	P/DAY	700.00	0.00	625.00	800.00	800.00	700.00	800.00
ELECTICIAN WAGE RATE PER DAY **	P/DAY	700.00	0.00	0.00	800.00	0.00	0.00	0.00
ELECTICIAN WAGE RATE PER POINT **	P/PNT	150.00	127.50	115.00	85.00	95.00	80.00	70.00
WATER CHARGES PER HOUSE	P/MONTH	70.00	100.00	128.75	60.00	100.00	0.00	75.00
ELECT.CHARGES UPTO 50 UNITS	P/UNIT	2.00	2.00	2.00	2.00	2.00	2.00	2.00
ELECT.CHARGES 01 - 100 UNIT	P/UNIT	5.79	5.79	5.79	5.79	5.79	5.79	5.79
ELECT.CHARGES 101 - 300 UNIT	P/UNIT	9.90	9.90	9.90	9.90	9.90	9.90	9.90
ELECT.CHARGES 301 - 1000 UNIT	P/UNIT	15.63	15.63	15.63	15.63	15.63	15.63	15.63
ELECT.CHARGES ABOVE 1000 UNIT	P/UNIT	17.71	17.71	17.71	17.71	17.71	17.71	17.71
ELEC	PM	10.21	10.21	10.21	10.21	10.21	10.21	10.21
GAS CHRg upto 3.3719 MMBUT	MMBTU	124.18	124.18	124.18	124.18	124.18	124.18	124.18
GAS CHRg 3.3719 - 6.7438 MMBUT	MMBTU	248.37	248.37	248.37	248.37	248.37	248.37	248.37
GAS CHRg 6.7438 - 10.1157 MMBUT	MMBTU	248.37	248.37	248.37	248.37	248.37	248.37	248.37
GAS CHRg10.1157 - 13.4876 MMBUT	MMBTU	620.91	620.91	620.91	620.91	620.91	620.91	620.91
GAS	PM	620.91	620.91	620.91	620.91	620.91	620.91	620.91
GAS	PM	372.55	372.55	372.55	372.55	372.55	372.55	372.55
KEROSENE OIL	LTR	90.00	100.00	76.90	85.00	90.00	90.00	100.00
FIREWOOD WHOLE	40 KG.	600.00	675.00	600.00	550.00	545.00	525.00	500.00
CHAIR SHESHAM WOOD WITH ARMS **	EACH	2200.00	1850.00	1450.00	2000.00	1450.00	1450.00	1500.00
CHAIR PLASTIC (CHAIRMAN) AVERAGE QUALITY	EACH	500.00	550.00	725.00	725.00	675.00	650.00	575.00
TABLE SHESHAM WOOD (4X2X5") ***	EACH	10250.00	6500.00	4750.00	3500.00	4020.00	4250.00	3000.00
SOFASET WOODEN WITH FOAM SEAT **	SET	20000.00	12500.00	17500.00	18000.00	13500.00	12250.00	16000.00
COT IRON (WITH NIWAR)AV.QLTY.	EACH	1700.00	1550.00	1550.00	2200.00	1850.00	1750.00	1550.00
ALMIRAH (STEEL) 6'X3' 20 GUAGE	EACH	9000.00	7900.00	9550.00	8000.00	7000.00	7000.00	9000.00
DINNING TABLE 6 CHAIRS A.QLTY	SET	24000.00	13100.00	17500.00	25000.00	18250.00	16500.00	19500.00
SINGLE BED WITHOUT FOAM MED.	EACH	9000.00	5500.00	4350.00	8000.00	5625.00	4900.00	4750.00
MATRESS SINGLE(4"THICK)	EACH	5200.00	3250.00	4970.00	5240.00	5200.00	5200.00	5500.00
FARSHI DARI 12'X9' AV.QLTY	EACH	925.00	975.00	1125.00	2500.00	1200.00	1300.00	1000.00
DARI COTTON (6'x2 1/2') AV.QL	EACH	450.00	400.00	512.50	475.00	450.00	600.00	400.00
CARPET PLAIN AV. QLTY	SQFT.	41.00	35.00	57.50	35.00	31.83	30.00	25.00
QUILT (LIHAF) 3 KG. COTTON	EACH	1050.00	775.00	1000.00	1200.00	956.25	725.00	500.00
BLANKET (90" x 54")	EACH	2500.00	2450.00	4750.00	4200.00	3750.00	3750.00	2500.00
BEDSHEET SINGLE BED SUP.QLTY	EACH	375.00	360.00	825.00	700.00	633.33	525.00	650.00
BED SHEET DOUBLE WITH TWO PILLOW COVERS SUP QLTY	SET	800.00	1100.00	1625.00	1200.00	1258.33	1150.00	1100.00
TOWEL(3'x2') AV. QALTY	EACH	175.00	105.00	180.00	250.00	242.00	235.00	200.00
CELING FAN 48" SUPER QLTY **	EACH	2400.00	2400.00	2895.00	2850.00	3295.00	3095.00	3095.00
PEDESTAL FAN 22" SUPER QLTY	EACH	3500.00	3300.00	4500.00	4200.00	5150.00	4750.00	4600.00
REFG. DAWLENCE 10 CFT. D.DOOR	EACH	29500.00	34500.00	29400.00	29800.00	29700.00	29400.00	31500.00
D-FREEZER WAVES 8 CFT.	EACH	29200.00	28400.00	28000.00	30800.00	30400.00	30400.00	27000.00
AIRCONDITIONER 1.5 TON PEL	EACH	40000.00	30000.00	41000.00	41500.00	40000.00	40000.00	42000.00
SPLIT AIR CONDITIONER 1.5 TON (SPECIFY BRAND NAME)	EACH	41000.00	41000.00	44000.00	48000.00	48400.00	48400.00	49500.00
AIRCOOLER SUPER ASIA	EACH	11500.00	10000.00	12000.00	13500.00	13000.00	13000.00	14500.00
WASHING MACHINE SINGER	EACH	15600.00	15600.00	15900.00	15450.00	15600.00	15600.00	15650.00
SEWING MACHINE(SINGER)	EACH	5710.00	5895.00	5830.00	5800.00	5860.00	6420.00	6650.00
GIZER LARGE SIZE 30 GALLON CAPACITY SUP QLTY	EACH	19400.00	13750.00	19500.00	19500.00	22400.00	22400.00	22900.00
GAS BURNER DOUBLE SPFY.BRAND	EACH	1350.00	1250.00	1550.00	2000.00	1475.00	1500.00	1300.00
ELECT. IRON PHILIPS MDL.1120	EACH	2200.00	1450.00	1780.00	1500.00	2200.00	1600.00	2100.00
ELECTRIC JUICER FOR APPLE	EACH	4200.00	6000.00	5750.00	7875.00	8400.00	8200.00	4000.00
S.STEEL DEGHCHI MEDIUM SIZE ***	EACH	650.00	430.00	575.00	400.00	767.50	400.00	350.00
ALUMINIUM COOKING PAN (DEGCHI) MED SIZE	EACH	480.00	460.00	475.00	550.00	296.25	285.00	350.00

Contd.

7.11 Intercity Consumer Prices January, 2015

Description	Unit	Wazira- bad	Sialkot	Faisalabad	Jhang	Multan	Muzaffar- garh	D.G. Khan
NON STICK COOKING PAN (DEGCHI) SUP. QLTY	EACH	1500.00	675.00	1075.00	800.00	765.71	650.00	800.00
FRYING PAN STEEL AVG. QLTY MED. SIZE	EACH	500.00	310.00	312.50	400.00	295.00	195.00	375.00
TAWA IORN (MEDIUM SIZE) AVG. QLTY	EACH	275.00	275.00	225.00	275.00	192.50	190.00	200.00
S.STEEL PLATE A.QLTY.(M.SIZE)	EACH	82.50	67.50	57.50	80.00	75.00	55.00	60.00
TABLE SPOON S.STEEL SUP.QLTY.	DOZEN	350.00	305.00	325.00	350.00	275.83	245.00	350.00
WATER SET JUG+6 GLASSES (OMROC)	SET	350.00	737.50	725.00	450.00	431.25	475.00	400.00
TEA SET PAK. CHINAWARE 21 PCS.	SET	1425.00	1025.00	1500.00	2000.00	1637.50	1875.00	2000.00
DINNER SET PLASTIC 72 PIECES SUPERIOR QLTY	SET	5500.00	2750.00	8250.00	4500.00	4675.00	4750.00	6000.00
HOTPOT SET PLASTIC 3 PCS.	SET	825.00	825.00	1212.50	1350.00	1275.00	1050.00	1600.00
BUCKET(BALTI) PLASTIC MED.SIZ	EACH	250.00	205.00	325.00	300.00	290.00	255.00	350.00
LOTA PLASTIC (MED SIZE) AVERAGE QUALITY	EACH	30.00	35.00	40.00	50.00	46.67	55.00	60.00
PRESURE COOKER 4 LTR.	EACH	1750.00	912.50	1250.00	1620.00	1650.00	1650.00	1450.00
WATER COOLER 9/10 LTR.PLASTIC ***	EACH	612.50	400.00	675.00	900.00	513.00	525.00	600.00
THERMOS STARVAC 1 LTR	EACH	500.00	600.00	431.25	450.00	425.00	425.00	500.00
BULB PHILIPS 100-WATTS	EACH	30.00	25.00	25.00	30.00	30.00	30.00	30.00
TUBE LIGHT PHILIPS 40 WATTS	EACH	100.00	95.00	97.50	95.00	100.00	100.00	95.00
ELECTRIC BLUBS "0" WATTE LOCAL	EACH	18.00	20.00	20.00	20.00	20.00	20.00	20.00
ELECTRIC BLUB ENERGY SAVER 14 WATTS	EACH	160.00	155.00	162.50	140.00	165.00	165.00	165.00
WASHING SOAP 250 GMS SPECIFY BRAND NAME	EACH	38.00	20.00	25.00	20.00	22.00	20.00	25.00
SURF EXCEL 400 GMS POLY BAG	EACH	125.00	125.00	125.00	125.00	125.00	125.00	125.00
WASHING POWDER 1000 GRM	EACH	185.00	185.00	185.00	185.00	185.00	185.00	185.00
WASHING POWDER (WHEEL/ BONUS) 100 GRAMS	EACH	95.00	95.00	95.00	95.00	95.00	95.00	95.00
CLEANSER POWDER VIM 1000 GM	PKT.	66.67	66.67	72.22	72.22	72.22	72.22	72.22
FINIS 500 ML	BOTTLE	193.75	193.75	185.00	185.00	185.00	185.00	195.00
PHNYLE TYPHONE/FINIS/CARRANITE 3 LITRES	BOTTLE	130.00	120.00	145.00	130.00	150.00	150.00	169.09
HARPIC	BOTTLE	135.00	135.00	135.00	135.00	135.00	135.00	135.00
BOOT POLISH CHERRY/KIWI 50ML	EACH	111.11	100.00	100.00	100.00	111.11	111.11	100.00
ROBIN BLUE (35 GRAMS)	PKT.	45.00	40.00	45.00	45.00	45.00	45.00	45.00
TISSU PAPER PERFUMED 100 PCS.	PKT	95.00	90.00	95.00	90.00	99.00	99.00	95.00
TOILET PAPER ROLL (R.PETEL)	P/ROLL	38.00	35.00	38.00	38.00	38.00	38.00	38.00
BOOT POLISH LIQUID CHEERY BLOSSOM KIWI 75 ML	BOTTLE	140.00	120.00	140.00	140.00	140.00	140.00	140.00
MATCH BOX SMALL	EACH	1.00	2.00	1.50	2.00	1.50	1.50	2.00
DRY CELL 1.5 VOLT(LOCAL)	EACH	15.00	15.00	25.00	25.00	25.00	25.00	25.00
HAND STITCHING NEEDLE M.SIZE	PACKET	5.00	10.00	9.00	10.00	10.00	10.00	7.00
SEWING MACHINE NEEDLE (SINGER)	EACH	6.00	8.00	7.00	6.00	8.60	8.60	5.00
HOUSEHOLD SERVANT FEMALE P/T	P/MNTH	1500.00	1050.00	2250.00	2200.00	1500.00	1200.00	1350.00
MARRIAGE HALL WITH FURNITURE	P/HEAD	105.00	77.50	130.00	150.00	84.17	72.50	110.00
SEPTRAN TABLETS	10TAB.	16.00	16.00	15.00	16.00	16.00	16.00	16.10
BRUFEN TABS 200-MG.	10TAB.	10.00	10.00	10.00	10.00	10.00	10.00	10.00
PANADOL TAB. EXTRA/PLAIN	10TAB.	10.00	10.00	10.00	10.00	10.00	10.00	10.00
DISPRIN TAB.	10TAB.	10.00	10.00	10.00	10.00	10.00	10.00	10.00
TRISIL TAB.	10 TAB	10.00	10.00	10.00	10.00	10.00	10.00	10.00
FLAGYL TAB. 200 MG.	10TAB.	10.00	10.00	10.00	10.00	10.00	10.00	10.00
VENTOLIN TAB. 2MG.	10TAB.	9.00	9.00	9.00	9.00	9.00	9.00	9.00
DAONIL TAB. 5 MG.	10TAB.	17.00	17.00	17.00	17.00	17.00	17.00	17.00
ENTOX TAB.	10TAB.	10.00	10.00	10.00	10.00	10.00	10.00	10.00
RENITEC TAB. 5 MG.	10TAB.	59.00	59.00	59.00	59.00	59.00	59.00	59.00
CAC. 1000 TAB	BOTTLE	122.00	122.00	122.00	122.00	122.00	122.00	122.00
AMOXIL CAPSOLE 250 MG.S	10CAP.	36.00	36.00	36.00	36.00	36.00	36.00	36.00
CALCIUM SYRUP SANDOZ	BOTTLE	64.00	64.00	64.00	64.00	64.00	64.00	64.00
LEDERPLEX SYRUP	BOTTLE	35.00	35.00	35.00	35.00	35.00	35.00	35.00
SANCOS SYRUP (50 ML.)	BOTTLE	30.00	30.00	30.00	30.00	30.00	30.00	30.00
PHENERGAN SYRUP 120 ML.	BOTTLE	33.00	33.00	33.00	33.00	33.00	33.00	33.00
CALPOL SYRUP 60 ML.	BOTTLE	28.00	28.00	28.00	28.00	28.00	28.00	28.00
HYDRYLLIN SYRUP 120 ML.	BOTTLE	65.00	59.00	65.00	65.00	65.00	65.00	65.00
POLYFAX EYE OINTMENT	TUBE	21.00	21.00	21.00	21.00	21.00	21.00	21.00
BETNESOL EYE DROPS	BOTTLE	33.89	33.89	33.89	33.89	33.89	33.89	33.89
EAR DROPS (CARDISPORINE) ***	BOTTLE	21.00	21.00	21.00	21.00	21.00	21.00	21.00
BETNOVATE-N OINTMENT 5 GMS	TUBE	16.00	16.00	16.00	16.00	16.00	16.00	16.00
BURNOL CREAM 30 GRM	TUBE	16.00	16.00	16.00	16.00	16.00	16.00	16.00
VICKS VAPORUB/BALM	BOTTLE	36.00	36.00	36.00	36.00	36.00	36.00	36.00
GLYCRINE SMALL BOTTLE	BOTTLE	17.00	17.50	20.00	30.00	20.00	20.00	20.00
JOUHAR JOSHANDA	PKT.	7.00	6.00	8.00	8.00	8.00	8.00	8.00
GALXOS-D (450 GRMS)	PKT.	157.50	151.88	168.75	168.75	168.75	168.75	157.50
GRIFE-WATER WOODWARDS	BOTTLE	50.00	50.00	50.00	50.00	55.00	55.00	50.00

Contd.

7.11 Intercity Consumer Prices January, 2015

Description	Unit	Wazira- bad	Sialkot	Faisalabad	Jhang	Multan	Muzaffar- garh	D.G. Khan
SANIPLAST ONE PUTTY	EACH	1.40	1.40	2.00	2.00	1.40	1.40	1.40
O.R.S. (NIMCOL)	PKT.	15.00	15.00	17.00	15.00	17.00	17.00	17.00
DETTOL (MEDIUM)	BOTTLE	46.80	46.80	46.80	46.80	46.80	46.80	46.80
COTTON BANDAGE 2" - 4"	EACH	5.00	5.00	7.50	8.25	7.00	10.00	7.00
THERMOMETER CHINA	EACH	30.00	40.00	42.50	35.00	42.50	57.50	40.00
DOCTOR (MBBS) CLINIC FEE	P/PAT.	100.00	100.00	90.00	300.00	100.00	100.00	100.00
URINE TEST (DR) CHARGES	P/TEST	100.00	150.00	55.00	60.00	75.00	55.00	100.00
BLOOD TEST (CP) CHARGES	P/TEST	300.00	350.00	225.00	200.00	290.00	225.00	350.00
SUGAR TEST (RANDOM/FASTING BOTH) CHARGES	P/TEST	200.00	200.00	180.00	120.00	122.50	100.00	140.00
ECG CHARGES	P/TEST	200.00	150.00	200.00	200.00	300.00	125.00	275.00
X-RAY (CHEST) CHARGES	P/X-RAY	300.00	200.00	350.00	350.00	250.00	185.00	375.00
CAR SUZUKI 800 CC (W/O. A/C)	EACH	0.00	625000.00	652800.00	640000.00	655400.00	0.00	651800.00
CAR SUZUKI 1000 CC	EACH	0.00	1078300.00	1092800.00	1059000.00	1082800.00	0.00	1077300.00
CAR TOYOTA 1300 CC	EACH	0.00	1561500.00	1520500.00	1770500.00	1645500.00	0.00	1686000.00
CAR HONDA CIVIC	EACH	0.00	2027500.00	0.00	1700000.00	2072000.00	0.00	0.00
MOTORCYCLE HONDA CD-70.	EACH	69900.00	69900.00	69900.00	69900.00	69900.00	69900.00	69900.00
MOTORCYCLE YAMAHA 100CC.	EACH	79300.00	79300.00	79300.00	79300.00	80000.00	80000.00	79300.00
MOTOR CYCLE HERO 70 CC	EACH	42500.00	45000.00	47500.00	44500.00	47500.00	0.00	45000.00
BICYCLE WITH TYRES & TUBES	EACH	7000.00	6900.00	7600.00	8200.00	7500.00	7500.00	7750.00
TYRE CAR WITH TUBE GENERAL	EACH	3000.00	3000.00	3650.00	4300.00	2800.00	2900.00	2800.00
TYRE MOTOR CYCLE WITHOUT TUBE	EACH	1200.00	1120.00	1250.00	1250.00	970.00	990.00	850.00
TYRE CYCLE SPECIFY BRAND NAME	EACH	330.00	375.00	425.00	360.00	365.00	370.00	320.00
TYRE CAR W/O TUBE	EACH	2700.00	2900.00	3600.00	4000.00	2800.00	0.00	2800.00
PETROL SUPER	LITRE	78.28	78.28	78.28	78.28	78.28	78.28	78.28
HIGH SPEED DIESEL HSD	LITRE	86.23	86.23	86.23	86.23	86.23	86.23	86.23
CNG	K.G.	71.50	71.50	71.50	0.00	71.50	71.50	0.00
GAS CYLINDER STAND. SIZE	EACH	1540.00	1650.00	1625.00	1450.00	1650.00	1650.00	1800.00
MOTOR CYCLE SERVICE CHARGES	EACH	280.00	175.00	225.00	270.00	230.00	240.00	200.00
CAR SERVICE CHARGES	EACH	250.00	375.00	300.00	250.00	275.00	225.00	225.00
TYRE PUNCTURE CHARGES	EACH	50.00	75.00	70.00	50.00	70.00	65.00	30.00
CYCLE OVERHAULING CHARGES	EACH	200.00	337.50	275.00	400.00	281.00	290.00	275.00
CAR TAX FOR 800CC TO 1300CC	YEARLY	2650.00	2650.00	2650.00	2650.00	2650.00	2650.00	2650.00
TRAIN FARE ECO. 1-100 KM.	P/KM.	0.68	0.68	0.68	0.68	0.68	0.68	0.68
TRAIN FARE ECO. 101-500 KM.	P/KM.	0.98	0.98	0.98	0.98	0.98	0.98	0.98
TRAIN FARE ECO. > 500 KM.	P/KM.	0.89	0.89	0.89	0.89	0.89	0.89	0.89
TRAIN FARE IST SLP. 1-100KM	P/KM.	2.10	2.10	2.10	2.10	2.10	2.10	2.10
TRAIN FARE IST SLP.101-500 KM	P/KM.	2.59	2.59	2.59	2.59	2.59	2.59	2.59
TRAIN FARE IST SLP. > 500 KM	P/KM.	1.99	1.99	1.99	1.99	1.99	1.99	1.99
TRAIN FARE A/C SLP. 1-100KM.	P/KM.	5.76	5.76	5.76	5.76	5.76	5.76	5.76
TRAIN FARE A/C SLP.101-500KM	P/KM.	4.59	4.59	4.59	4.59	4.59	4.59	4.59
TRAIN FARE A/C SLP > 500KM.	P/KM.	4.16	4.16	4.16	4.16	4.16	4.16	4.16
PLATEFORM TICKET	EACH	10.00	10.00	10.00	10.00	10.00	10.00	10.00
AUTO RICKSHAW FARES	KM/MIN	50.00	60.00	65.00	50.00	30.00	30.00	70.00
FULL TONGA CHARGES	KM/MIN	60.00	60.00	75.00	80.00	49.38	50.00	56.00
TAXI 4 SEATER FARE	KM/MIN	100.00	100.00	60.00	100.00	100.00	100.00	50.00
BUS FARE MIN (WITHIN CITY)	TICKET	10.00	0.00	15.00	0.00	12.00	0.00	0.00
BUS FARE MAX (WITHIN CIT	TICKET	15.00	0.00	30.00	0.00	25.00	0.00	0.00
BUS FARE OUTSIDE CITY	P/KM.	0.93	0.93	0.93	0.93	0.93	0.93	0.93
A/C BUS FARE OUTSIDE CITY	P/KM.	1.45	1.11	1.74	1.56	1.40	1.40	1.40
MINIBUS FARE MIN.WITH IN CITY	TICKET	10.00	0.00	0.00	0.00	15.00	0.00	0.00
MINIBUS FARE MAX.WITH IN CITY	TICKET	10.00	0.00	0.00	0.00	29.00	0.00	0.00
SUZUKI FARE MIN.WITH IN CITY	TICKET	0.00	15.00	15.00	15.00	12.00	0.00	8.00
SUZUKI FARE MAXIMUM W.IN CITY	TICKET	0.00	20.00	27.50	20.00	25.00	0.00	8.00
AIR FARE ECONOMY CLASS.	P/KM.	0.00	0.00	19.26	0.00	19.26	0.00	0.00
POSTAL ENVELOPE DOMESTIC	EACH	8.00	8.00	8.00	8.00	8.00	8.00	8.00
ENVELOPE FOR SAUDI ARABIA	EACH	50.00	50.00	50.00	50.00	50.00	50.00	50.00
POSTAL REGISTRATION CHARGES	EACH	28.00	28.00	28.00	28.00	28.00	28.00	28.00
U.M.S. REG CHARGES MIN.	EACH	59.00	58.00	58.00	58.00	58.00	58.00	58.00
T.C.S. CH. MIN.WITH IN ZONE	EACH	110.00	110.00	150.00	110.00	150.00	150.00	110.00
TELEPHONE CHARGES LOCAL CALL	P/CALL	3.94	3.94	3.94	3.94	3.94	3.94	3.94
TEL CHARGES OUT SIDE CITY	P/CALL	3.94	3.94	3.94	3.94	3.94	3.94	3.94
INTERNET CHARGES	P/HOUR	20.00	25.00	22.50	40.00	17.50	17.50	20.00
MOBILE CELL CHARGES	P/UNIT	3.00	3.06	3.00	3.00	3.00	4.00	3.00
FAX CHARGES (LOCAL)	P/PAGE	30.00	10.00	12.50	30.00	10.00	15.00	15.00
TELEPHONE SET AV. QLTY	EACH	475.00	300.00	475.00	900.00	775.00	450.00	900.00

Contd.

7.11 Intercity Consumer Prices January, 2015

Description	Unit	Wazira- bad	Sialkot	Faisalabad	Jhang	Multan	Muzaffar- garh	D.G. Khan
MOBILE SET NOKIA/SONY/ERICSON/SAMSUNG WITHOUT CAMERA	EACH	4250.00	2600.00	2200.00	2900.00	3200.00	3200.00	2600.00
T.V. 20" COLORED WEGA H-A21.	EACH	18500.00	20000.00	24500.00	16500.00	23500.00	23500.00	23500.00
T.V 20" COLOR CHINA/KORIA)	EACH	7000.00	13500.00	16350.00	11900.00	14500.00	15000.00	14900.00
V.C.P. PANASONIC/LG/NAT	EACH	0.00	5450.00	5750.00	0.00	5000.00	0.00	5000.00
DVD/VCD PLAYER PANASONIC/LG	EACH	4100.00	4500.00	4000.00	4000.00	4420.00	4200.00	4000.00
RADIO WITH C.PLAYER NATIONAL	EACH	2500.00	2250.00	2175.00	1650.00	3333.33	0.00	3000.00
PERSONNEL COMPUTER (BRANDED)	EACH	37500.00	35000.00	38820.00	45000.00	48200.00	48200.00	35000.00
VID. CASSETTE BLK. TDK/SONY	EACH	0.00	100.00	150.00	0.00	180.00	170.00	150.00
COM. C.D. (TDK/IMATION)	EACH	35.00	42.50	67.50	40.00	60.00	50.00	60.00
TAPE RECORDER CASSETTE BLANK	EACH	35.00	30.00	65.00	60.00	50.00	42.50	40.00
VIDEO GAME SEGA 16 BYTE	EACH	0.00	1250.00	1500.00	1150.00	1300.00	0.00	1600.00
CINEMA A/C. HIGH CLASS	TICKET	0.00	40.00	150.00	0.00	150.00	0.00	0.00
CINEMA NON-A/C HIGH CLASS	TICKET	0.00	40.00	100.00	50.00	80.00	40.00	35.00
CABLE CHARGES	P/MONT	300.00	250.00	300.00	300.00	300.00	275.00	350.00
TV.LICENCE FEE DOMESTIC	YEARLY	420.00	420.00	420.00	420.00	420.00	420.00	420.00
ENGLISH BOOK CLASS V1	EACH	77.00	77.00	77.00	77.00	77.00	77.00	77.00
ENGLISH BOOK CLASS IX OR X	EACH	129.00	129.00	129.00	129.00	129.00	129.00	129.00
ENG. BOOK IST.YR COMPLETE SET	EACH	82.00	82.00	82.00	82.00	82.00	82.00	82.00
ENGLISH BOOK BA/B.SC	EACH	178.00	178.00	178.00	178.00	178.00	178.00	178.00
URDU BOOK CLASS V (T.B.BORD)	EACH	70.00	70.00	70.00	70.00	70.00	70.00	70.00
URDU BOOK CLASS IX/X(T.B.B)	EACH	137.00	137.00	137.00	137.00	137.00	137.00	137.00
URDU BOOK IST.YEAR/INTER	EACH	51.00	51.00	51.00	51.00	51.00	51.00	51.00
URDU BOOK BA/B.SC	EACH	140.00	140.00	140.00	140.00	140.00	140.00	140.00
MATHS BOOK CALSS V (T.B.B)	EACH	84.00	84.00	84.00	84.00	84.00	84.00	84.00
MATHS BOOK CLASS IX OR X	EACH	236.00	236.00	236.00	236.00	236.00	236.00	236.00
MATHS BOOK IST.YEAR (T.B.B)	EACH	156.00	156.00	156.00	156.00	156.00	156.00	156.00
PAKISTAN STUDIES BOOK BA/B.SC	EACH	125.00	125.00	125.00	125.00	125.00	125.00	125.00
DAILY "DAWN"	P/COPY	19.00	19.00	19.00	19.00	19.00	19.00	19.00
DAILY "JANG"	P/COPY	12.00	12.00	12.00	12.00	12.00	12.00	12.00
DAILY "NAWA-E-WAQT"	P/COPY	12.00	12.00	12.00	12.00	12.00	12.00	12.00
WEEKLY "AKHBAR-E-JAHAN"	P/COPY	55.00	55.00	55.00	55.00	55.00	55.00	55.00
WEEKLY "MAG"	P/COPY	45.00	45.00	45.00	45.00	45.00	45.00	45.00
MONTHLY "NAUNEHAL DIGEST"	P/COPY	35.00	35.00	35.00	35.00	35.00	35.00	35.00
PAPER FOOLSCAPE (27"x17")	QUIRE	30.00	30.00	45.00	55.00	37.50	32.50	27.50
EXERCISE.BOOK LINED 80/100 PGS	EACH	40.00	80.00	57.50	60.00	32.50	27.50	27.50
PENCILGOLDFISH/DEER	EACH	5.00	7.00	6.00	6.00	6.50	6.00	6.00
PEN INK DOLLOR 57 ML BOTTLE	EACH	20.00	25.00	20.00	20.00	20.00	20.00	20.00
PHOTOSTATE PAPER 70 GM	PRT	280.00	275.00	345.00	330.00	267.50	330.00	360.00
BALL PEN (local)	EACH	5.00	5.00	5.00	6.00	5.50	6.00	6.00
FOUNTAIN PEN HERO/WINGS/CHINA	EACH	40.00	40.00	50.00	50.00	45.00	45.00	35.00
PRIVATE SCHOOL FEE ENGLISH MED. AVG. STANDARD (CLASS I)	P/MONTH	1100.00	700.00	1600.00	1275.00	1733.33	687.50	1300.00
PRIVATE SCHOOL FEE ENGLISH MED. AVG. STANDARD (CLASS V)	P/MONTH	1300.00	800.00	1800.00	1275.00	1808.33	812.50	1350.00
PRIVATE SCHOOL FEE ENGLISH MED. AVG. STANDARD (CLASS VI)	P/MONTH	1400.00	900.00	1800.00	1400.00	1866.67	900.00	1400.00
PRIVATE SCHOOL FEE ENGLISH MED. AVG. STANDARD(CLASS X)	P/MONTH	1500.00	1000.00	2000.00	1500.00	2200.00	1150.00	2250.00
PRIVATE MEDICLE COLLEGE FEE MBBS (IST YEAR)	P/MONTH	0.00	0.00	25000.00	0.00	48750.00	0.00	0.00
PRIVATE ENGINEERING COLLEGE FEE (ISTR YEAR)	P/MONTH	0.00	0.00	3200.00	0.00	0.00	0.00	0.00
GOVT. COLLEGE FEE IST. YEAR	MONTH	50.00	50.00	50.00	50.00	50.00	50.00	50.00
GOVT. COLLEGE FEE 4TH. YEAR	MONTH	60.00	60.00	60.00	60.00	60.00	60.00	60.00
GOVT. UNIVERSITY FEE MSC.	MONTH	77.50	0.00	70.00	115.00	217.00	217.00	330.00
GOVT. MED. COLLEGE FEE MBBS	MONTH	873.00	0.00	1250.00	0.00	1250.00	873.00	1250.00
GOVT. ENGG. COLL. FEE I YEAR	MONTH	1558.00	0.00	3200.00	0.00	1666.67	500.00	0.00
COACHING FEE FOR CLASS IX/X	P/MONTH	500.00	550.00	1200.00	1200.00	800.00	500.00	500.00
COACHING CHARGES FOR CLASS IST YEAR/INTER (SCIENCE)	P/MONTH	800.00	1900.00	1700.00	1800.00	1200.00	900.00	1500.00
COACHING CHARGES FOR CLASS IST YEAR/INTER (COMMERCE)	P/MONTH	800.00	2400.00	1375.00	1800.00	1133.33	900.00	1000.00
I.T. TUITION FEES	P/MONTH	3900.00	0.00	1550.00	1000.00	1133.00	0.00	2000.00
MBA TUITION FEES	P/MONTH	2000.00	0.00	15000.00	0.00	6666.67	0.00	2000.00
BREAD TANDOORI ST. SIZE	EACH	6.00	7.00	6.00	6.00	6.00	6.00	5.00
COOKED MUTTON (AV. HOTEL)	PLATE	120.00	125.00	135.00	140.00	105.00	110.00	95.00
COOKED BEEF (AV. HOTEL)	PLATE	60.00	62.50	72.50	70.00	80.00	80.00	65.00
COOKED DAL (AV. HOTEL)	PLATE	35.00	32.50	42.50	60.00	40.00	45.00	35.00
CHICKEN BIRYANI FULL/DOUBLE	PLATE	120.00	120.00	120.00	180.00	131.67	100.00	85.00
TEA PREPARED (ORDINARY)	CUP	15.00	17.50	20.00	15.00	20.00	17.50	20.00
HAIRCUT CHARGES FOR MEN	P/CUT	60.00	50.00	62.50	50.00	58.33	47.50	50.00
BEAUTY PORL HAIR STYL CHARGE	P/STY.	300.00	160.00	212.50	120.00	192.50	190.00	175.00
SHAVING CHARGES	PER SHV	40.00	30.00	32.50	30.00	30.00	27.50	30.00

Contd.

7.11 Intercity Consumer Prices January, 2015

Description	Unit	Wazira- bad	Sialkot	Faisalabad	Jhang	Multan	Muzaffar- garh	D.G. Khan
LIPSTICK S.MISS/MEDORA	EACH	110.00	90.00	110.00	110.00	120.00	120.00	110.00
NAIL POLISH S.MISS/MEDORA	EACH	60.00	52.50	105.00	115.00	100.00	100.00	55.00
PERFUME MED.SIZE MEDORA/BROACH	EACH	120.00	180.00	180.00	200.00	120.00	120.00	180.00
HAIR-OIL AMLA/CHAMBELI	BOTTLE	110.00	100.00	120.00	110.00	110.00	110.00	110.00
TOILET SOAP LUX 95 GRAMS	EACH	40.38	40.38	40.38	40.38	40.38	40.38	40.38
TOILET SOAP LIFEBOUY 140 GRM	EACH	36.00	36.00	36.00	36.00	36.00	36.00	36.00
TOILET SOAP SAFEGUARD BATH SIZE	EACH	48.00	46.00	48.00	48.00	48.00	48.00	48.00
TOOTHPASTE MACKLINES 70 GRM	EACH	50.00	50.00	50.00	50.00	50.00	50.00	50.00
TOOTHPAST MED SIZE CLGATE 70 GMS	EACH	60.67	60.67	60.67	60.67	60.67	60.67	60.67
TOOTHBRUSH SHEILD A/PLAUQUE	EACH	45.00	40.00	60.00	55.00	30.00	25.00	35.00
TOOTHPOWDER DENTONIC 90 GRM	EACH	25.00	25.00	25.00	25.00	28.00	28.00	28.00
HAIR-COLOUR BEGIN (6 GMS)	EACH	95.00	100.00	95.00	95.00	100.00	100.00	95.00
HAIR COLOUR (KALAKOLA)	BOTTLE	130.00	120.00	120.00	120.00	130.00	130.00	120.00
FACECREAM PONDS (MEDIUM)	EACH	110.00	105.00	110.00	110.00	110.00	110.00	110.00
TALC POWDER VICE ROAY,B.CAT	EACH	135.00	120.00	150.00	130.00	135.00	135.00	135.00
BLADE TREET ORDINARY 10'S	PKT.	40.00	32.50	30.00	30.00	29.67	30.00	35.00
BLADE 7-O-CLOCK STAIN. 5'S	PKT.	35.00	30.00	30.00	35.00	30.00	30.00	35.00
SHAMPOO SUNSILK/PAINTIN 100 ML	BOTTLE	110.00	110.00	110.00	110.00	110.00	110.00	110.00
BEAUTY CREAM (FAIR & LOVELY)	EACH	155.00	99.00	65.00	155.00	155.00	155.00	115.00
HAIR REMOVING CREAM (EU-CREAM)	TUBE	65.00	60.00	55.00	60.00	60.00	60.00	60.00
GEL MEDIUM SIZE	BOTTLE	60.00	65.00	95.00	60.00	100.00	100.00	130.00
DISPOSABLE RAZOR GILLET-II	EACH	40.00	40.00	37.50	45.00	35.00	35.00	37.00
SHAVING CREAM TOUCH-ME/ADM.	EACH	60.00	60.00	55.00	60.00	60.00	60.00	60.00
GOLD TEZABI 24 CT	10 GM.	39950.00	40000.00	40720.00	40034.00	39950.00	39950.00	40209.00
SILVER TEZABI 24 CT	10 GM.	600.00	644.00	610.00	600.00	590.00	590.00	600.00
ARTIFICIAL JEWELLARY SET	SET	700.00	187.50	575.00	350.00	631.25	525.00	450.00
WRIST WATCH GENTS CITIZEN (ORIGINAL) ***	EACH	2500.00	2450.00	4750.00	5000.00	2500.00	2600.00	2500.00
WRIST WATCH LADIES CITIZEN (ORIGINAL) ***	EACH	2400.00	2450.00	4750.00	5000.00	2500.00	2500.00	2500.00
WALL CLOCK QUARTZ AV.QLTY	EACH	425.00	310.00	450.00	1000.00	400.00	325.00	450.00
SUITCASE REXIN (24"x16"x6")	EACH	775.00	692.50	1150.00	800.00	775.00	725.00	1200.00
TRUNK MEDIUM SIZE ***	EACH	1500.00	1325.00	1450.00	1000.00	1191.67	1225.00	1500.00
PURSE LADIES (LEATHER) AVERAGE QUALITY	EACH	700.00	450.00	475.00	900.00	1200.00	1050.00	450.00

7.11 Intercity Consumer Prices January, 2015

Description	Unit	Vehari	Sargodha	Mianwali	Bahawal- pur	Bahawal- nagar	R.Y. Khan	Karachi
WHEAT	10 KG.	325.00	325.00	355.00	340.00	330.00	335.00	345.00
WHEAT FLOUR FINE/SUPERIOR.	KG.	42.00	40.00	45.00	40.50	42.00	40.00	46.62
WHEAT FLOUR AVG. QLTY	KG.	40.00	39.00	40.00	38.00	40.00	39.00	38.62
WHEAT FLOUR BAG	10 KG.	380.00	390.00	410.00	380.00	380.00	360.00	413.08
MAIDA	KG.	50.00	51.00	52.00	50.00	52.50	50.00	51.54
SUJI	KG.	50.00	53.50	55.00	50.00	52.50	50.00	53.08
BESAN AV. QLTY.	KG.	80.00	75.00	80.00	80.00	85.00	75.00	83.08
RICE BASMATI SUP. QLTY.	KG.	135.00	105.00	140.00	135.00	138.75	140.00	163.08
RICE BASMATI 385/386	KG.	87.50	60.00	100.00	120.00	85.00	77.50	96.54
RICE BASMATI BROKEN AV.QLTY	KG.	75.00	67.50	80.00	62.50	60.00	75.00	81.54
RICE IRRI-6 (SINDH/PUNJAB)	KG.	45.00	47.50	60.00	52.50	57.50	40.00	61.54
VERMICELLI	KG.	80.00	70.00	100.00	75.00	80.00	80.00	81.54
BREAD PLAIN MEDIUM SIZE	EACH	40.00	40.00	40.00	45.00	40.00	35.00	45.00
RUSK (PAPAY)	KG.	190.00	180.00	200.00	190.00	200.00	200.00	186.15
BISCUITS-PACKED	PKT	35.00	35.00	35.00	35.00	35.00	35.00	35.00
BISCUIT-BAKERY (LOOSE)	250 GM	75.00	75.00	80.00	85.00	70.00	75.00	71.54
CORNFLAKS FAUJI 225 GM.	PKT	176.40	166.50	166.50	175.50	171.00	176.40	171.00
SAMOSAS (VEGATABLE)	EACH	15.00	17.50	20.00	10.00	20.00	15.00	12.92
PASTRY AV.QLTY.	EACH	30.00	30.00	30.00	30.00	30.00	30.00	18.62
PATTIES (VEGATABLES)	EACH	15.00	30.00	30.00	20.00	25.00	25.00	14.62
NIMCO	250 GM	70.00	65.00	80.00	60.00	80.00	80.00	81.54
CHIPS	250 GM	60.00	90.00	80.00	70.00	140.00	128.00	96.54
BEEF WITH BONE AV.QLTY.	KG	250.00	275.00	280.00	265.00	260.00	250.00	346.15
MUTTON AV.QLTY.	KG	480.00	550.00	500.00	562.50	500.00	500.00	659.23
CHICKEN FARM BROILER (LIVE)	KG	137.50	150.00	150.00	152.00	160.00	160.00	181.54
FISH-RAHU MEDIUM SIZE	KG	290.00	245.00	350.00	275.00	310.00	325.00	259.23
MILK FRESH (UNBOILED)	LTR.	65.00	60.00	60.00	60.00	60.00	60.00	84.00
CURD	KG.	71.25	70.00	80.00	70.00	75.00	80.00	120.00
MILK TETRA PACK 1/2 LTR.	PKT.	60.00	60.00	60.00	60.00	60.00	60.00	60.00
LACTOGEN 400 GRAMS	PKT.	435.00	432.50	425.00	435.00	435.00	425.00	425.00
POWDER MILK NIDO 400GM.	PKT	350.00	350.00	345.00	350.00	350.00	350.00	350.00
MILK POWDER LOOSE/PACKED	KG.	490.00	525.00	425.00	475.00	550.00	500.00	506.15
BUTTER LOCAL PACKED	50 GM.	25.00	30.00	40.00	35.00	21.42	25.00	24.00
EGGS FARM	DOZ	104.00	112.00	112.00	112.00	110.00	116.00	116.62
MUSTARD OIL AV.QLTY.	KG.	175.00	190.00	180.00	160.00	180.00	190.00	166.54
COOKING OIL (DALDA)	2.5LTR	490.00	495.00	490.00	490.00	490.00	520.00	520.00
COOKING OIL (PAKWAN) OTHER BRAND SPECIFY	2.5 LTR	500.00	425.00	520.00	490.00	490.00	520.00	506.15
VEGETABLE GHEE TIN	2.5KG.	485.00	485.00	505.00	485.00	485.00	500.00	505.00
VEGETABLE GHEE (LOOSE)	KG.	185.00	142.00	170.00	152.50	147.50	154.00	156.54
DATES AV.QLTY.	KG.	190.00	135.00	160.00	190.00	215.00	160.00	232.31
PISTACHIO AV.QLTY.	50 GM.	150.00	140.00	90.00	105.00	130.00	110.00	146.15
ALMONDS WHOLE AV.QLTY.	KG.	512.50	475.00	400.00	425.00	600.00	600.00	1061.54
COCONUT DRY AV.QLTY.	KG.	290.00	290.00	320.00	272.50	300.00	280.00	366.15
RAISINS AV.QLTY.	50 GM.	21.00	17.50	20.00	23.00	17.50	19.00	26.54
GROUNDNUTS (WITH SHELL)	KG.	155.00	180.00	200.00	230.00	160.00	190.00	306.15
MALTA/MOSAMBI	DOZ	110.00	55.00	120.00	110.00	125.00	150.00	106.15
KINNU	DOZ	75.00	45.00	50.00	85.00	55.00	60.00	112.31
APPLE	KG	150.00	75.00	120.00	115.00	120.00	100.00	126.15
ALOO BUKHARA	KG	0.00	0.00	0.00	0.00	0.00	0.00	0.00
POMEGRANATE (ANNAR)	KG	200.00	190.00	200.00	212.50	180.00	220.00	272.31
GRAPES	KG	0.00	0.00	0.00	0.00	0.00	0.00	0.00
BANANAS	DOZ	65.00	45.00	60.00	60.00	45.00	50.00	53.08
MANGO KALMI	KG	0.00	0.00	0.00	0.00	0.00	0.00	0.00
GUAVA	KG	65.00	65.00	50.00	75.00	30.00	60.00	66.15
WATERMELON (TURBOOZ)	KG	0.00	0.00	0.00	0.00	0.00	0.00	0.00
MUSKMELON (KHARBOOZA)	KG	0.00	0.00	0.00	0.00	0.00	0.00	0.00
SWEETMELON (GARMA)	KG	0.00	0.00	0.00	0.00	0.00	0.00	0.00
PULSE MASOOR (WHOLE)	KG.	125.00	115.00	140.00	120.00	127.50	120.00	121.54
PULSE MASOOR (WASHED)	KG.	135.00	150.00	180.00	140.00	145.00	125.00	124.62
PULSE MOONG (WASHED)	KG.	175.00	160.00	145.00	165.00	147.50	160.00	173.08
PULSE MASH (WASHED)	KG.	165.00	160.00	180.00	165.00	147.50	160.00	153.08
PULSE GRAM	KG.	72.50	70.00	80.00	77.50	80.00	70.00	83.08
GRAM WHOLE BLACK AV QLTY.	KG.	62.50	75.00	70.00	72.50	75.00	70.00	73.08
GRAM WHOLE YELLOW AV.QLTY	KG.	115.00	110.00	100.00	130.00	120.00	105.00	126.15
BEANS (LAL LOBIA)	KG.	190.00	170.00	180.00	150.00	152.50	140.00	153.08
POTATOES	KG	25.00	25.00	30.00	27.50	25.00	25.00	26.54

Contd.

7.11 Intercity Consumer Prices January, 2015

Description	Unit	Vehari	Sargodha	Mianwali	Bahawal- pur	Bahawal- nagar	R.Y. Khan	Karachi
ONION	KG	17.50	20.00	20.00	22.50	20.00	20.00	21.54
TURNIP	KG	22.50	22.50	30.00	22.50	19.00	20.00	31.54
RADISH	KG	12.50	20.00	15.00	22.50	13.00	20.00	23.08
TOMATOES	KG	55.00	40.00	50.00	47.50	60.00	50.00	43.08
CABBAGE	KG	22.50	27.50	30.00	27.50	40.00	25.00	43.08
CAULIFLOWER	KG	20.00	30.00	30.00	22.50	20.00	25.00	43.08
BRINJAL	KG	0.00	0.00	0.00	0.00	0.00	0.00	0.00
PUMPKIN	KG	0.00	0.00	0.00	0.00	0.00	0.00	0.00
BOTTLEGOURD	KG	0.00	0.00	0.00	0.00	0.00	0.00	0.00
LADY FINGER	KG	0.00	0.00	0.00	0.00	0.00	0.00	0.00
PEAS	KG	67.50	67.50	80.00	95.00	60.00	70.00	66.15
SPINACH	KG	15.00	17.50	15.00	17.50	20.00	20.00	21.54
TINDA	KG	0.00	0.00	0.00	0.00	0.00	0.00	0.00
TURAI	KG	0.00	0.00	0.00	0.00	0.00	0.00	0.00
KARAILA	KG	0.00	0.00	0.00	0.00	0.00	0.00	0.00
ARVI	KG	0.00	0.00	0.00	0.00	0.00	0.00	0.00
CHILLIES GREEN	KG	67.50	60.00	70.00	60.00	80.00	60.00	86.15
CARROT	KG	23.50	27.50	30.00	27.50	20.00	33.75	43.08
COCUMBER (KHEERA)	KG	70.00	85.00	70.00	75.00	60.00	70.00	46.15
LEMON	250GM	35.00	17.50	30.00	17.50	30.00	30.00	33.08
SUGAR REFINED	KG.	54.00	52.50	55.00	54.00	54.00	52.00	52.92
GUR AV.QLTY	KG.	77.50	75.00	90.00	67.50	70.00	75.00	83.08
HONEY LANGANESE 500 GM.	BOTTLE	892.50	875.00	880.00	850.00	850.00	780.00	800.00
MILO 200 GM.	BOTTLE	205.00	200.00	240.00	220.00	220.00	190.00	210.00
CUSTARD POWDER RAFHAN 300 GM.	PKT	75.00	75.00	75.00	75.00	75.00	75.00	75.00
TOFFEE (HILAL)	EACH	2.00	2.00	1.00	1.00	2.00	2.00	1.00
CHOWKELATE CANDY (SMALL SIZE)	EACH	5.00	5.00	5.00	5.00	5.00	5.00	5.00
SWEETMEAT (MIXED)	KG	280.00	270.00	300.00	335.00	280.00	330.00	486.15
ICE CREAM WALLS	CUP.	40.00	40.00	40.00	40.00	40.00	40.00	40.00
ICE	KG	5.50	10.00	3.00	7.50	10.00	8.00	10.00
JAM AHMED/MITCHELLES	BOTTLE	135.00	130.00	140.00	130.00	130.00	140.00	131.54
SQUASH-MITCHELLES	BOTTLE	150.00	150.00	150.00	150.00	150.00	150.00	140.00
ROOH AFZA	BOTTLE	140.00	140.00	150.00	140.00	140.00	145.00	140.00
JAM-E-SHIREEN	BOTTLE	150.00	150.00	150.00	150.00	150.00	145.00	145.00
SAUNF	50 GM	19.00	15.00	15.00	22.00	17.50	14.00	21.54
CINAMON LOOSE AV. QLTY	50 GM.	20.00	30.00	20.00	20.00	30.00	25.00	26.54
CUMINSEED WHITE NATIONAL	50 GM.	52.00	52.00	52.00	52.00	54.00	54.00	52.00
PEPPER BLACK NATIONAL	50 GM.	96.00	96.00	100.00	96.00	96.00	96.00	96.00
CLOVES LOOSE AV.QLTY	50 GM.	95.00	135.00	94.75	105.00	100.00	95.00	85.00
CARDAMOM LARGE LOOSE AV.QLTY	50 GM.	155.00	150.00	120.00	137.50	130.00	160.00	166.15
CARDAMOM SMALL AV.QLTY	50 GM.	110.00	125.00	120.00	115.00	100.00	95.00	136.15
SALT-POWDERED (LAHORI) LOOSE	KG.	11.00	9.00	10.00	10.00	10.00	10.00	12.00
SALT POWDERED (NATIONAL/SHAN)	PKT	25.00	25.00	25.00	25.00	25.00	25.00	25.00
CHILLIES POWD.NATIONAL 200GM	PKT	105.00	105.00	105.00	105.00	105.00	105.00	105.00
CHILLIES POWDER LOOS	KG.	230.00	280.00	300.00	210.00	240.00	290.00	307.69
CORRIANDER SEED POWD.NATIONAL	PKT	78.00	78.00	78.00	104.00	78.00	78.00	104.00
CORRIANDER SEED (LOOSE)	KG.	265.00	275.00	320.00	312.50	240.00	280.00	253.08
TURMERIC POWD.NATIONAL 50GM	PKT.	35.00	35.00	35.00	35.00	35.00	35.00	35.00
CURRY POWD. NATIONAL 200 GM	PKT.	87.00	87.00	87.00	87.00	87.00	87.00	86.00
TOMATO KETCHUP AHMED/MITCHL	BOTTLE	95.00	85.00	80.00	70.00	100.00	120.00	80.00
PICKLES AHMED/MITCHELLES	BOTTLE	120.00	110.00	100.00	105.00	105.00	120.00	100.00
VINEGAR SYNTHETIC (SIRKA)	BOTTLE	85.00	50.00	70.00	50.00	90.00	80.00	60.00
GARLIC	KG	155.00	120.00	140.00	130.00	160.00	150.00	163.08
GINGER	KG	155.00	170.00	250.00	122.50	160.00	150.00	126.15
TAPAL DANEDAR TEA 200GM PACKET	PKT	126.32	126.32	126.32	126.32	126.32	126.32	126.32
TEA LIPTON YELLOW LABEL 200GM.	PKT.	131.58	128.42	131.58	131.58	131.58	131.58	128.42
TEA LOOSE KENYA AV.QLTY 250GM.	PKT.	120.00	130.00	150.00	142.50	125.00	127.50	126.54
COFFEE-NESCAFE 75 GM. **	BOTTLE	350.00	360.00	320.00	360.00	355.00	360.00	320.00
COLD DRINK (STANDARD SIZ)	BOTTLE	22.00	23.50	25.00	22.00	25.00	25.00	25.00
FRUIT JUICE TETRA PACK	PKT.	15.00	20.00	20.00	15.00	15.00	15.00	18.00
MINERAL WATER NESTLE 1.5 LTR	BOTTLE	50.00	50.00	50.00	47.00	50.00	50.00	50.00
CIGARETTES K-2 10'S **	PKT	48.00	48.00	47.00	45.00	45.00	45.00	45.00
CIGARETTES CAPSTAN 10'S **	PKT	50.00	50.00	50.00	50.00	50.00	50.00	50.00
CIGARETTES GOLD LEAF 20'S	PKT	100.00	100.00	100.00	98.00	100.00	100.00	100.00
CIGARETTES MORVEN GOLD 20'S	PKT	50.00	50.00	50.00	50.00	50.00	50.00	50.00
BETEL LEAVES	50GM.	62.50	70.00	75.00	105.00	60.00	60.00	80.00

Contd.

7.11 Intercity Consumer Prices January, 2015

Description	Unit	Vehari	Sargodha	Mianwali	Bahawal- pur	Bahawal- nagar	R.Y. Khan	Karachi
BETEL NUTS	KG.	387.50	290.00	290.00	355.00	250.00	250.00	266.15
LONG CLOTH 57" GUL AHMED/AL-KARAM	METER	165.00	225.00	200.00	180.00	270.00	270.00	170.00
SHIRTING AV.QLTY.	METER	155.00	140.00	150.00	115.00	190.00	200.00	138.08
PANT CLOTH W & WEAR AV.QLTY	METER	412.50	425.00	400.00	525.00	550.00	500.00	379.62
LAWN PRINTED GUL AHMED/AL-KARAM	METER	175.00	360.00	200.00	366.00	360.00	360.00	360.00
GEORGETTE AV.QLTY	METER	145.00	162.50	105.00	110.00	225.00	225.00	114.62
LINEN AV.QLTY ***	METER	160.00	135.00	140.00	125.00	240.00	240.00	126.15
HEAVY WT SUITING LAWERNCPUR AVG QLTY	METER	1200.00	950.00	950.00	1500.00	1500.00	1300.00	1415.38
HEAVY WT SUITING LAWERNCPUR SUP QLTY	METER	1950.00	1350.00	1200.00	2100.00	2000.00	1600.00	1815.38
TROPICAL SUITING LAW.PUR	METER	1000.00	1100.00	950.00	1350.00	1400.00	1100.00	1200.00
PANT BOY 24"/26" LENGTH.	EACH	525.00	400.00	350.00	462.50	550.00	400.00	424.62
SHIRT BOY 24"/26" LENGTH	EACH	275.00	275.00	255.00	387.50	400.00	400.00	330.77
SCHOOL UNI. PANT,SHIRT BOYS	SUIT	412.50	462.50	600.00	725.00	800.00	800.00	496.15
SCHOOL UNI. KAMEEZ,SHAL.BOYS	SUIT	412.50	550.00	600.00	725.00	800.00	700.00	450.00
SCHOOL UNI. KAMEEZ,SHAL.GIRL	SUIT	412.50	530.00	650.00	687.50	800.00	750.00	500.00
FROCK W/WEAR GIRLS	EACH	625.00	925.00	1000.00	2150.00	1500.00	990.00	773.08
AWAMI-SUIT W & W(BOY) 24"/26	SUIT	587.50	750.00	1200.00	775.00	1400.00	1000.00	796.15
AWAMI-SUIT W&W (GENTS)AV.QLTY	SUIT	1150.00	1750.00	1300.00	1150.00	1800.00	1485.00	1292.31
PULLOVER GENTS OXFORD/BON.	EACH	3275.00	3400.00	2300.00	2890.00	3080.00	2980.00	2800.00
PULLOVER LADIES OXFORD/BON.	EACH	3275.00	2500.00	2300.00	2500.00	2980.00	2795.00	3000.00
PULLOVER (GENTS) OTHERS A.QTY	EACH	575.00	875.00	800.00	950.00	1400.00	800.00	861.54
SECOND-HAND COAT FOR MEN	EACH	200.00	250.00	420.00	1350.00	650.00	425.00	430.77
SECONDHAND SWEETER FOR MEN DUP QLTY	EACH	95.00	250.00	150.00	425.00	250.00	175.00	265.38
SECONDHAND WINTER JACKET	EACH	212.50	350.00	300.00	650.00	500.00	325.00	475.00
UNDERWEAR AV.QLTY MEDIUM SIZE	EACH	87.50	120.00	150.00	110.00	225.00	225.00	159.23
VEST FOR MEN AV.QLTY.	EACH	115.00	110.00	150.00	187.50	220.00	220.00	166.15
VEST/SHAMEEZ (WOMEN) AVG. QLTY	EACH	95.00	90.00	150.00	175.00	200.00	175.00	146.15
SOCKS NYLON (PAKISTANI)	PAIR	77.50	110.00	100.00	115.00	100.00	95.00	76.15
BRASSIER AV.QLTY.	EACH	95.00	110.00	200.00	160.00	230.00	210.00	179.23
BRASSIER SUP QLTY	EACH	225.00	425.00	400.00	387.50	595.00	595.00	329.23
DOPATTA GEORGETTE AV.QLTY.	EACH	325.00	260.00	200.00	337.50	450.00	412.50	243.08
DOPATTA COTTON AV GLTY	EACH	195.00	250.00	180.00	337.50	400.00	250.00	226.15
CHADDAR (W/WEAR) (2x2.5 MTR)	EACH	375.00	350.00	300.00	425.00	650.00	450.00	480.77
LUNGI/DHOTI(COTTON) AVG. QLTY	EACH	287.50	275.00	295.00	287.50	400.00	300.00	315.38
HANDKERCHIEF AVG. QLTY PAK	EACH	30.00	35.00	40.00	32.50	50.00	35.00	53.08
HANDKERCHIEF SUP. QLTY PAK	EACH	60.00	55.00	60.00	77.50	60.00	60.00	86.15
GLOVES AV QLTY	PAIR	72.50	100.00	115.00	115.00	125.00	95.00	53.08
AZARBAND COTTON AVG. QLTY	EACH	15.00	17.50	15.00	13.50	15.00	15.00	15.00
SEWING THREAD/REEL(ASLI PARI)	EACH	12.00	6.50	6.00	5.00	6.00	6.00	7.00
WASHING CHARGES PAINT & SHIRT	SUIT	100.00	135.00	140.00	125.00	70.00	70.00	63.08
DRY CLEANING SUIT COAT PANT	SUIT	325.00	325.00	390.00	487.50	350.00	400.00	286.15
WASHING CH. (KAMIZ-SHALWAR)	PAIR	80.00	80.00	70.00	95.00	60.00	60.00	60.00
TAILORING SHIRT	EACH	325.00	375.00	300.00	425.00	300.00	400.00	350.00
TAILORING CHARGES PANT (MEN)	EACH	512.50	750.00	400.00	550.00	500.00	450.00	661.54
TAILORING COAT-PANT SUIT	SUIT	3650.00	3500.00	3050.00	5250.00	4000.00	4000.00	4592.31
TAILORING AWAMI-SUIT (MALE)	SUIT	425.00	475.00	450.00	525.00	450.00	650.00	526.92
TAILORING SUIT FEMALE	SUIT	387.50	550.00	300.00	500.00	350.00	500.00	480.77
GENTS SHOES PAUL BATA	PAIR	1199.00	1199.00	1199.00	1199.00	1199.00	1199.00	1199.00
GENTS SANDAL BATA	PAIR	699.00	699.00	699.00	699.00	699.00	699.00	699.00
GENTS SPOUNG CHAPPAL BATA	PAIR	179.00	179.00	179.00	179.00	179.00	179.00	179.00
LADIES SANDAL BATA	PAIR	499.00	499.00	499.00	499.00	499.00	499.00	499.00
LADIES SPOUNG CHAPPAL BATA	PAIR	179.00	179.00	179.00	179.00	179.00	179.00	179.00
CHILD SHOE POWER LITE BATA	PAIR	599.00	599.00	599.00	599.00	599.00	599.00	599.00
GENTS SHOE, ART 1109 SERVICE	PAIR	999.00	999.00	999.00	999.00	999.00	999.00	999.00
NYLON JOGGER 27 SIZE 2-5 ***	PAIR	1299.00	1299.00	1299.00	1299.00	1299.00	1299.00	1299.00
CHINA FOOT WEAR AV. QLTY (MALE) *	PAIR	675.00	550.00	400.00	1150.00	500.00	500.00	730.77
CHINA FOOT WEAR AV. QLTY (FEMALE) *	PAIR	325.00	550.00	400.00	1150.00	400.00	400.00	630.77
CHINA FOOT WEAR AV. QLTY (CHILDREN) *	PAIR	262.50	400.00	400.00	875.00	400.00	400.00	565.38
SHOE REPAIR HALF SOLE	PAIR	55.00	150.00	80.00	110.00	100.00	90.00	106.15
SHOES POLISH CHARGES AVERAGE SHOP	PAIR	15.00	20.00	15.00	20.00	20.00	20.00	20.00
HOUSE RENT (combined)	MONTH	4593.00	5741.00	3825.00	7182.00	4285.00	3741.00	10077.00
rent 2	pm	4593.00	5741.00	3825.00	7182.00	4285.00	3741.00	10077.00
RENT3	PM	4593.00	5741.00	3825.00	7182.00	4285.00	3741.00	10077.00
RENT4	PM	4593.00	5741.00	3825.00	7182.00	4285.00	3741.00	10077.00
RENT5	PM	4593.00	5741.00	3825.00	7182.00	4285.00	3741.00	10077.00
RENT6	PM	4593.00	5741.00	3825.00	7182.00	4285.00	3741.00	10077.00

Contd.

7.11 Intercity Consumer Prices January, 2015

Description	Unit	Vehari	Sargodha	Mianwali	Bahawal- pur	Bahawal- nagar	R.Y. Khan	Karachi
SYNTHETIC ENEMAL ROBIALAC BALTI 3.64 LTR.	EACH	2087.00	1947.74	1700.00	2087.00	2083.00	2085.00	1750.00
SYNTHETIC ENEMAL ICI BALTI 3.64 LTR.	EACH	2165.00	1938.84	1950.00	2080.00	2081.00	2165.00	1730.00
CEMENT (LOCAL) SPECIFY BRAND NAME	BAG	491.25	502.50	500.00	500.00	492.50	490.00	543.08
BRICKS (NEW) IST CLASS	P/1000	5350.00	6100.00	4900.00	4900.00	4550.00	5500.00	0.00
CEMENT BLOCKS (6"x8"x12")	P/100	0.00	0.00	0.00	0.00	0.00	0.00	2861.54
BAJREE	100CFT	5000.00	2950.00	2500.00	4600.00	5250.00	5500.00	3592.31
SAND (BLACK PIT SAND)	K100CFT	1300.00	1475.00	2500.00	2500.00	2000.00	1600.00	0.00
TIMBER SHESHAM LOG IST QUALITY	cupbmt.	42377.00	63566.00	44000.00	45909.50	56496.00	56494.00	54000.00
IRON BAR (M.S. BAR) 1/2"	P/TON	83000.00	78000.00	82000.00	81250.00	75000.00	75000.00	76615.38
CARPANTER WAGE RATE	P/DAY	575.00	700.00	800.00	600.00	675.00	700.00	861.54
MASON (RAJ) WAGE RATE	P/DAY	600.00	775.00	800.00	675.00	675.00	700.00	861.54
UNSKILLED LABOUR WAGE RATE	P/DAY	350.00	450.00	400.00	425.00	375.00	400.00	530.77
PLUMBER WAGE RSTE	P/DAY	575.00	700.00	800.00	600.00	700.00	700.00	761.54
ELECTICIAN WAGE RATE PER DAY	P/DAY	575.00	600.00	800.00	0.00	600.00	0.00	700.00
ELECTICIAN WAGE RATE PER POINT	P/PNT	70.00	110.00	100.00	95.00	100.00	70.00	159.23
WATER CHARGES PER HOUSE	P/MONTH	50.00	25.00	65.00	60.00	50.00	50.00	117.50
ELECT.CHARGES UPTO 50 UNITS	P/UNIT	2.00	2.00	2.00	2.00	2.00	2.00	2.00
ELECT.CHARGES 01 - 100 UNIT	P/UNIT	5.79	5.79	5.79	5.79	5.79	5.79	5.79
ELECT.CHARGES 101 - 300 UNIT	P/UNIT	9.90	9.90	9.90	9.90	9.90	9.90	9.90
ELECT.CHARGES 301 - 1000 UNIT	P/UNIT	15.63	15.63	15.63	15.63	15.63	15.63	15.63
ELECT.CHARGES ABOVE 1000 UNIT	P/UNIT	17.71	17.71	17.71	17.71	17.71	17.71	17.71
ELEC	PM	10.21	10.21	10.21	10.21	10.21	10.21	10.21
GAS CHRNG upto 3.3719 MMBUT	MMBTU	0.00	124.18	0.00	124.18	0.00	124.18	124.18
GAS CHRNG 3.3719 - 6.7438 MMBUT	MMBTU	0.00	248.37	0.00	248.37	0.00	248.37	248.37
GAS CHRNG 6.7438 - 10.1157 MMBUT	MMBTU	0.00	248.37	0.00	248.37	0.00	248.37	248.37
GAS CHRNG10.1157 - 13.4876 MMBUT	MMBTU	0.00	620.91	0.00	620.91	0.00	620.91	620.91
GAS	PM	0.00	620.91	0.00	620.91	0.00	620.91	620.91
GAS	PM	0.00	372.55	0.00	372.55	0.00	372.55	372.55
KEROSENE OIL	LTR	96.50	90.00	95.00	94.00	95.00	90.00	109.23
FIREWOOD WHOLE	40 KG.	570.00	475.00	400.00	620.00	600.00	550.00	556.15
CHAIR SHESHAM WOOD WITH ARMS	EACH	1900.00	2100.00	1800.00	2900.00	2500.00	1400.00	1430.77
CHAIR PLASTIC (CHAIRMAN) AVERAGE QUALITY	EACH	650.00	900.00	800.00	1150.00	800.00	850.00	780.77
TABLE SHESHAM WOOD (4X2X5")	EACH	3000.00	3750.00	3600.00	7800.00	10000.00	6000.00	6000.00
SOFASET WOODEN WITH FOAM SEAT	SET	14500.00	18000.00	15000.00	27500.00	18000.00	20000.00	16000.00
COT IRON (WITH NIWAR)AV.QLTY.	EACH	1450.00	1900.00	2000.00	3900.00	2200.00	2350.00	2000.00
ALMIRAH (STEEL) 6'X3' 20 GUAGE	EACH	12000.00	11000.00	8500.00	14500.00	12000.00	7750.00	9307.69
DINNING TABLE 6 CHAIRS A.QLTY	SET	21000.00	23500.00	12000.00	29500.00	25000.00	30000.00	14615.38
SINGLE BED WITHOUT FOAM MED.	EACH	5000.00	5500.00	4000.00	9250.00	7000.00	6500.00	4500.00
MATRESS SINGLE(4" THICK)	EACH	5100.00	4900.00	4500.00	5700.00	5700.00	5700.00	5200.00
FARSHI DARI 12'X9' AV.QLTY	EACH	1175.00	1250.00	1500.00	1950.00	1500.00	1300.00	1361.54
DARI COTTON (6'x2 1/2') AV.QL	EACH	325.00	550.00	725.00	1550.00	1200.00	450.00	495.00
CARPET PLAIN AV. QLTY	SQFT.	29.00	37.50	55.00	27.50	42.00	35.00	60.00
QUILT (LIHAF) 3 KG. COTTON	EACH	775.00	1400.00	1000.00	1350.00	1200.00	750.00	1530.77
BLANKET (90" x 54")	EACH	4250.00	4500.00	3200.00	4900.00	4400.00	4000.00	2792.31
BEDSHEET SINGLE BED SUP.QLTY	EACH	625.00	700.00	500.00	1350.00	800.00	500.00	730.77
BED SHEET DOUBLE WITH TWO PILLOW COVERS SUP QLTY	SET	1225.00	1350.00	850.00	2150.00	2500.00	1800.00	1292.31
TOWEL(3'x2') AV. QALTY	EACH	275.00	190.00	280.00	187.50	300.00	300.00	226.15
CEILING FAN 48" SUPER QLTY	EACH	3095.00	3400.00	3350.00	2550.00	3095.00	2800.00	3400.00
PEDESTAL FAN 22" SUPER QLTY	EACH	4750.00	4000.00	3500.00	3775.00	4720.00	3850.00	4400.00
REFG. DAWLENCE 10 CFT. D.DOOR	EACH	29200.00	33000.00	28000.00	30500.00	32000.00	30500.00	31100.00
D-FREEZER WAVES 8 CFT.	EACH	30200.00	28500.00	25000.00	30500.00	30500.00	31000.00	28100.00
AIRCONDITIONER 1.5 TON PEL	EACH	35000.00	35000.00	41000.00	38500.00	38500.00	41000.00	40000.00
SPLIT AIR CONDITIONER 1.5 TON (SPECIFY BRAND NAME)	EACH	42500.00	42250.00	41000.00	45000.00	47000.00	43000.00	44000.00
AIRCOOLER SUPER ASIA	EACH	14400.00	13250.00	10000.00	14600.00	14500.00	11000.00	9200.00
WASHING MACHINE SINGER	EACH	15500.00	15900.00	15000.00	15700.00	15575.00	14700.00	15600.00
SEWING MACHINE(SINGER)	EACH	6210.00	5810.00	5210.00	5250.00	6260.00	6260.00	6200.00
GIZER LARGE SIZE 30 GALLON CAPACITY SUP QLTY	EACH	22900.00	19000.00	12500.00	16400.00	16500.00	20900.00	21000.00
GAS BURNER DOUBLE SPFY.BRAND	EACH	1250.00	1800.00	1550.00	1750.00	2200.00	1500.00	1861.54
ELECT. IRON PHILIPS MDL.1120	EACH	1500.00	2500.00	1600.00	1400.00	2100.00	2100.00	1600.00
ELECTRIC JUICER FOR APPLE	EACH	8250.00	4250.00	6375.00	4800.00	6000.00	4500.00	4200.00
S.STEEL DEGHCHI MEDIUM SIZE	EACH	737.50	475.00	525.00	1150.00	570.00	570.00	666.15
ALUMINIUM COOKING PAN (DEGCHI) MED SIZE	EACH	565.00	475.00	500.00	1050.00	1500.00	1500.00	646.15
NON STICK COOKING PAN (DEGCHI) SUP. QLTY	EACH	765.00	725.00	800.00	2000.00	1450.00	1450.00	886.15
FRYING PAN STEEL AVG. QLTY MED. SIZE	EACH	255.00	225.00	350.00	700.00	570.00	570.00	306.15
TAWA IORN (MEDIUM SIZE) AVG. QLTY	EACH	210.00	237.50	350.00	325.00	360.00	235.00	265.38
S.STEEL PLATE A.QLTY.(M.SIZE)	EACH	72.50	65.00	90.00	95.00	75.00	75.00	83.08

Contd.

7.11 Intercity Consumer Prices January, 2015

Description	Unit	Vehari	Sargodha	Mianwali	Bahawal- pur	Bahawal- nagar	R.Y. Khan	Karachi
TABLE SPOON S.STEEL SUP.QLTY.	DOZEN	390.00	400.00	300.00	587.50	450.00	360.00	270.00
WATER SET JUG+6 GLASSES (OMROC)	SET	465.00	800.00	400.00	675.00	450.00	456.00	615.38
TEA SET PAK. CHINAWARE 21 PCS.	SET	2050.00	1900.00	1500.00	2300.00	2000.00	2000.00	1624.62
DINNER SET PLASTIC 72 PIECES SUPERIOR QLTY	SET	5500.00	5250.00	4500.00	7250.00	7800.00	7800.00	5653.85
HOTPOT SET PLASTIC 3 PCS.	SET	1425.00	1350.00	1200.00	2050.00	1250.00	1250.00	1311.54
BUCKET(BALTI) PLASTIC MED.SIZ	EACH	312.50	375.00	250.00	462.50	370.00	220.00	359.23
LOTA PLASTIC (MED SIZE) AVERAGE QUALITY	EACH	52.50	50.00	60.00	55.00	80.00	50.00	73.08
PRESURE COOKER 4 LTR.	EACH	1650.00	1300.00	1225.00	2100.00	1580.00	1580.00	1661.54
WATER COOLER 9/10 LTR.PLASTIC ***	EACH	575.00	675.00	750.00	925.00	600.00	480.00	615.38
THERMOS STARVAC 1 LTR	EACH	462.50	450.00	400.00	600.00	450.00	250.00	365.38
BULB PHILIPS 100-WATTS	EACH	30.00	27.50	25.00	30.00	30.00	30.00	35.00
TUBE LIGHT PHILIPS 40 WATTS	EACH	99.00	100.00	100.00	100.00	100.00	100.00	100.00
ELECTRIC BLUBS "0" WATTE LOCAL	EACH	20.00	20.00	20.00	20.00	25.00	25.00	25.00
ELECTRIC BLUB ENERGY SAVER 14 WATTS	EACH	170.00	165.00	150.00	175.00	180.00	175.00	170.00
WASHING SOAP 250 GMS SPECIFY BRAND NAME	EACH	40.00	40.00	35.00	40.00	40.00	40.00	20.00
SURF EXCEL 400 GMS POLY BAG	EACH	125.00	125.00	125.00	125.00	125.00	125.00	125.00
WASHING POWDER 1000 GRM	EACH	185.00	185.00	185.00	185.00	185.00	185.00	185.00
WASHING POWDER (WHEEL/ BONUS) 100 GRAMS	EACH	95.00	95.00	95.00	95.00	95.00	95.00	95.00
CLEANSER POWDER VIM 1000 GM	PKT.	72.22	77.78	72.22	77.78	72.22	72.22	72.22
FINIS 500 ML	BOTTLE	170.00	225.00	155.00	237.50	180.00	175.00	160.00
PHNYLE TYPHONE/FINIS/CARRANITE 3 LITRES	BOTTLE	145.00	145.00	165.00	165.00	150.00	160.00	120.00
HARPIC	BOTTLE	135.00	135.00	135.00	135.00	135.00	135.00	135.00
BOOT POLISH CHERRY/KIWI 50ML	EACH	111.11	100.00	100.00	111.11	100.00	100.00	100.00
ROBIN BLUE (35 GRAMS)	PKT.	45.00	45.00	45.00	45.00	45.00	45.00	35.00
TISSU PAPER PERFUMED 100 PCS.	PKT	95.00	95.00	110.00	100.00	115.00	95.00	123.08
TOILET PAPER ROLL (R.PETEL)	P/ROLL	38.00	38.00	35.00	38.00	38.00	38.00	35.00
BOOT POLISH LIQUID CHEERY BLOSSOM KIWI 75 ML	BOTTLE	140.00	130.00	120.00	140.00	140.00	140.00	130.00
MATCH BOX SMALL	EACH	2.00	2.00	2.00	2.50	2.00	2.00	2.00
DRY CELL 1.5 VOLT(LOCAL)	EACH	25.00	22.50	25.00	20.00	30.00	25.00	15.00
HAND STITCHING NEEDLE M.SIZE	PACKET	10.00	10.00	9.00	10.00	6.00	6.00	6.00
SEWING MACHINE NEEDLE (SINGER)	EACH	5.00	5.00	5.00	5.00	8.50	8.50	5.00
HOUSEHOLD SERVANT FEMALE P/T	P/MNTH	1500.00	3250.00	2000.00	1900.00	1800.00	1000.00	2153.85
MARRIAGE HALL WITH FURNITURE	P/HEAD	110.00	165.00	60.00	95.00	105.00	70.00	301.54
SEPRAN TABLETS	10TAB.	15.00	15.00	16.00	16.00	16.00	16.00	15.00
BRUFEN TABS 200-MG.	10TAB.	10.00	10.00	10.00	10.00	10.00	10.00	10.00
PANADOL TAB. EXTRA/PLAIN	10TAB.	10.00	10.00	10.00	10.00	10.00	10.00	10.00
DISPRIN TAB.	10TAB.	10.00	10.00	10.00	10.00	10.00	10.00	10.00
TRISIL TAB.	10 TAB	10.00	10.00	10.00	10.00	10.00	10.00	10.00
FLAGYL TAB. 200 MG.	10TAB.	10.00	10.00	10.00	10.00	10.00	10.00	10.00
VENTOLIN TAB. 2MG.	10TAB.	9.00	9.00	9.00	9.00	9.00	9.00	9.00
DAONIL TAB. 5 MG.	10TAB.	17.00	17.00	17.00	17.00	17.00	17.00	17.00
ENTOX TAB.	10TAB.	10.00	10.00	10.00	10.00	10.00	10.00	10.00
RENITEC TAB. 5 MG.	10TAB.	59.00	59.00	59.00	59.00	59.00	59.00	59.00
CAC. 1000 TAB	BOTTLE	122.00	122.00	122.00	122.00	122.00	122.00	122.00
AMOXIL CAPSOLE 250 MG.S	10CAP.	36.00	36.00	36.00	36.00	36.00	36.00	36.00
CALCIUM SYRUP SANDOZ	BOTTLE	64.00	64.00	64.00	64.00	64.00	64.00	64.00
LEDERPLEX SYRUP	BOTTLE	35.00	35.00	35.00	35.00	35.00	35.00	35.00
SANCOS SYRUP (50 ML.)	BOTTLE	30.00	30.00	30.00	30.00	30.00	30.00	30.00
PHENERGAN SYRUP 120 ML.	BOTTLE	33.00	33.00	33.00	33.00	33.00	33.00	33.00
CALPOL SYRUP 60 ML.	BOTTLE	28.00	28.00	28.00	28.00	28.00	28.00	28.00
HYDRYLLIN SYRUP 120 ML.	BOTTLE	65.00	65.00	65.00	65.00	65.00	65.00	65.00
POLYFAX EYE OINTMENT	TUBE	21.00	21.00	21.00	21.00	21.00	21.00	21.00
BETNESOL EYE DROPS	BOTTLE	33.89	33.89	33.89	33.89	33.89	33.89	33.89
EAR DROPS (CARDISPORINE) ***	BOTTLE	21.00	21.00	21.00	21.00	21.00	21.00	21.00
BETNOVATE-N OINTMENT 5 GMS	TUBE	16.00	16.00	16.00	16.00	16.00	16.00	16.00
BURNOL CREAM 30 GRM	TUBE	16.00	16.00	16.00	16.00	16.00	16.00	16.00
VICKS VAPORUB/BALM	BOTTLE	36.00	36.00	36.00	36.00	36.00	36.00	36.00
GLYCRINE SMALL BOTTLE	BOTTLE	15.00	20.00	25.00	20.00	25.00	20.00	20.00
JOUHAR JOSHANDA	PKT.	8.00	8.00	8.00	8.00	8.00	8.00	8.00
GALXOS-D (450 GRMS)	PKT.	157.50	157.50	151.88	168.75	157.50	157.50	157.50
GRIFE-WATER WOODWARDS	BOTTLE	55.00	50.00	50.00	55.00	55.00	55.00	55.00
SANIPLAST ONE PUTTY	EACH	2.00	2.00	2.00	2.00	1.50	1.50	2.00
O.R.S. (NIMCOL)	PKT.	17.00	15.00	17.00	17.00	17.00	15.00	15.00
DETTOL (MEDIUM)	BOTTLE	46.80	46.80	46.80	46.80	46.80	46.80	46.80
COTTON BANDAGE 2" - 4"	EACH	8.00	5.00	10.00	7.00	8.00	8.00	8.62
THERMOMETER CHINA	EACH	45.00	50.00	50.00	50.00	40.00	40.00	40.00

Contd.

7.11 Intercity Consumer Prices January, 2015

Description	Unit	Vehari	Sargodha	Mianwali	Bahawal- pur	Bahawal- nagar	R.Y. Khan	Karachi
DOCTOR (MBBS) CLINIC FEE	P/PAT.	100.00	175.00	300.00	200.00	200.00	300.00	100.00
URINE TEST (DR) CHARGES	P/TEST	50.00	50.00	60.00	90.00	50.00	60.00	100.00
BLOOD TEST (CP) CHARGES	P/TEST	237.50	225.00	210.00	225.00	120.00	100.00	230.00
SUGAR TEST (RANDOM/FASTING BOTH) CHARGES	P/TEST	60.00	90.00	120.00	120.00	100.00	150.00	256.15
ECG CHARGES	P/TEST	150.00	225.00	225.00	175.00	150.00	150.00	265.38
X-RAY (CHEST) CHARGES	P/X-RAY	200.00	350.00	300.00	200.00	200.00	250.00	300.00
CAR SUZUKI 800 CC (W/O. A/C)	EACH	651800.00	625000.00	625000.00	650800.00	645000.00	640000.00	625000.00
CAR SUZUKI 1000 CC	EACH	1076800.00	1050000.00	1050000.00	1075800.00	1040000.00	1070000.00	1034000.00
CAR TOYOTA 1300 CC	EACH	0.00	1589500.00	1441000.00	1643000.00	1570000.00	1620000.00	1682500.00
CAR HONDA CIVIC	EACH	0.00	2142000.00	0.00	0.00	2125000.00	2150000.00	2035000.00
MOTORCYCLE HONDA CD-70.	EACH	69900.00	69900.00	68500.00	69900.00	69900.00	69900.00	69900.00
MOTORCYCLE YAMAHA 100CC.	EACH	79500.00	79500.00	79500.00	80500.00	84500.00	85000.00	78600.00
MOTOR CYCLE HERO 70 CC	EACH	43000.00	42500.00	44500.00	47500.00	50000.00	48500.00	46000.00
BICYCLE WITH TYRES & TUBES	EACH	7550.00	7350.00	7500.00	7350.00	7700.00	7500.00	6000.00
TYRE CAR WITH TUBE GENERAL	EACH	3800.00	3750.00	3200.00	3800.00	3000.00	2950.00	3500.00
TYRE MOTOR CYCLE WITHOUT TUBE	EACH	1165.00	1150.00	1250.00	1283.00	1300.00	1230.00	1357.69
TYRE CYCLE SPECIFY BRAND NAME	EACH	372.50	400.00	350.00	350.00	350.00	360.00	300.00
TYRE CAR W/O TUBE	EACH	2965.00	3250.00	2800.00	4200.00	2800.00	2950.00	2730.77
PETROL SUPER	LITRE	78.28	78.28	78.28	78.28	78.28	78.28	78.28
HIGH SPEED DIESEL HSD	LITRE	86.23	86.23	86.23	86.23	86.23	86.23	86.23
CNG	K.G.	0.00	0.00	0.00	0.00	0.00	71.50	71.50
GAS CYLINDER STAND. SIZE	EACH	1450.00	1500.00	1600.00	1650.00	1550.00	1700.00	1540.00
MOTOR CYCLE SERVICE CHARGES	EACH	190.00	275.00	300.00	225.00	250.00	250.00	350.00
CAR SERVICE CHARGES	EACH	250.00	325.00	400.00	300.00	250.00	250.00	365.38
TYRE PUNCTURE CHARGES	EACH	45.00	50.00	50.00	55.00	80.00	50.00	50.00
CYCLE OVERHAULING CHARGES	EACH	195.00	325.00	350.00	200.00	300.00	150.00	200.00
CAR TAX FOR 800CC TO 1300CC	YEARLY	2650.00	2650.00	2650.00	2650.00	2650.00	2650.00	1750.00
TRAIN FARE ECO. 1-100 KM.	P/KM.	0.68	0.68	0.68	0.68	0.00	0.68	0.68
TRAIN FARE ECO. 101-500 KM.	P/KM.	0.98	0.98	0.98	0.98	0.00	0.98	0.98
TRAIN FARE ECO. > 500 KM.	P/KM.	0.89	0.89	0.89	0.89	0.00	0.89	0.89
TRAIN FARE IST SLP. 1-100KM	P/KM.	2.10	2.10	2.10	2.10	0.00	2.10	2.10
TRAIN FARE IST SLP.101-500 KM	P/KM.	2.59	2.59	2.59	2.59	0.00	2.59	2.59
TRAIN FARE IST SLP. > 500 KM	P/KM.	1.99	1.99	1.99	1.99	0.00	1.99	1.99
TRAIN FARE A/C SLP. 1-100KM.	P/KM	5.76	5.76	5.76	5.76	0.00	5.76	5.76
TRAIN FARE A/C SLP.101-500KM	P/KM.	4.59	4.59	4.59	4.59	0.00	4.59	4.59
TRAIN FARE A/C SLP > 500KM.	P/KM	4.16	4.16	4.16	4.16	0.00	4.16	4.16
PLATFORM TICKET	EACH	10.00	10.00	10.00	10.00	0.00	10.00	10.00
AUTO RICKSHAW FARES	KM/MIN	35.00	60.00	60.00	80.00	50.00	50.00	75.00
FULL TONGA CHARGES	KM/MIN	0.00	0.00	75.00	70.00	0.00	0.00	70.00
TAXI 4 SEATER FARE	KM/MIN	50.00	50.00	50.00	60.00	100.00	100.00	75.00
BUS FARE MIN (WITHIN CITY)	TICKET	0.00	15.00	0.00	0.00	0.00	0.00	10.00
BUS FARE MAX (WITHIN CIT	TICKET	0.00	27.50	0.00	0.00	0.00	25.00	15.00
BUS FARE OUTSIDE CITY	P/KM.	0.93	0.93	0.93	0.92	0.93	0.93	0.88
A/C BUS FARE OUTSIDE CITY	P/KM.	1.37	2.00	1.20	1.51	1.00	1.33	1.50
MINIBUS FARE MIN.WITH IN CITY	TICKET	0.00	0.00	0.00	0.00	0.00	0.00	10.00
MINIBUS FARE MAX.WITH IN CITY	TICKET	0.00	0.00	0.00	0.00	0.00	0.00	16.00
SUZUKI FARE MIN.WITH IN CITY	TICKET	0.00	15.00	15.00	10.00	10.00	0.00	10.00
SUZUKI FARE MAXIMUM W.IN CITY	TICKET	0.00	20.00	25.00	20.00	25.00	0.00	16.54
AIR FARE ECONOMY CLASS.	P/KM.	0.00	0.00	0.00	0.00	0.00	0.00	19.26
POSTAL ENVELOPE DOMESTIC	EACH	8.00	8.00	8.00	8.00	8.00	8.00	8.00
ENVELOPE FOR SAUDI ARABIA	EACH	50.00	50.00	50.00	50.00	50.00	50.00	50.00
POSTAL REGISTRATION CHARGES	EACH	28.00	28.00	28.00	28.00	28.00	28.00	28.00
U.M.S. REG CHARGES MIN.	EACH	59.00	58.00	58.00	59.00	58.00	58.00	58.00
T.C.S. CH. MIN.WITH IN ZONE	EACH	150.00	150.00	110.00	150.00	110.00	150.00	120.00
TELEPHONE CHARGES LOCAL CALL	P/CALL	3.94	3.94	3.94	3.94	3.94	3.94	3.94
TEL CHARGES OUT SIDE CITY	P/CALL	3.94	3.94	3.94	3.94	3.94	3.94	3.94
INTERNET CHARGES	P/HOUR	50.00	50.00	45.00	40.00	27.50	27.50	20.00
MOBILE CELL CHARGES	P/UNIT	3.00	3.00	3.00	4.50	2.50	3.06	3.00
FAX CHARGES (LOCAL)	P/PAGE	20.00	20.00	15.00	10.00	17.50	17.50	15.00
TELEPHONE SET AV. QLTY	EACH	975.00	825.00	525.00	1150.00	825.00	650.00	815.38
MOBILE SET NOKIA/SONY/ERICSON/SAMSUNG WITHOUT CAMERA	EACH	3200.00	2150.00	3000.00	5200.00	3650.00	3650.00	2600.00
T.V. 20" COLORED WEGA H-A21.	EACH	19000.00	22000.00	23250.00	23800.00	18000.00	17500.00	19500.00
T.V 20" COLOR CHINA/KORIA)	EACH	6650.00	6850.00	14250.00	15300.00	13000.00	12000.00	12000.00
V.C.P. PANASONIC/LG/NAT	EACH	0.00	0.00	6500.00	5500.00	5000.00	0.00	4000.00
DVD/VCD PLAYER PANASONIC/LG	EACH	4100.00	5500.00	4500.00	4950.00	5000.00	5500.00	4500.00
RADIO WITH C.PLAYER NATIONAL	EACH	1500.00	4500.00	3000.00	2100.00	1800.00	1250.00	2000.00

Contd.

7.11 Intercity Consumer Prices January, 2015

Description	Unit	Vehari	Sargodha	Mianwali	Bahawalpur	Bahawalnagar	R.Y. Khan	Karachi
PERSONNEL COMPUTER (BRANDED)	EACH	40000.00	25000.00	43250.00	35000.00	66000.00	50000.00	40000.00
VID. CASSETTE BLK. TDK/SONY	EACH	190.00	165.00	150.00	200.00	180.00	100.00	140.00
COM. C.D. (TDK/IMATION)	EACH	95.00	45.00	30.00	45.00	50.00	35.00	50.00
TAPE RECORDER CASSETTE BLANK	EACH	75.00	50.00	50.00	55.00	50.00	40.00	50.00
VIDEO GAME SEGA 16 BYTE	EACH	1050.00	0.00	1500.00	1650.00	1150.00	1150.00	1400.00
CINEMA A/C. HIGH CLASS	TICKET	0.00	100.00	0.00	0.00	0.00	0.00	100.00
CINEMA NON-A/C HIGH CLASS	TICKET	0.00	0.00	0.00	35.00	0.00	30.00	70.00
CABLE CHARGES	P/MONT	300.00	250.00	250.00	275.00	300.00	250.00	400.00
TV.LICENCE FEE DOMESTIC	YEARLY	420.00	420.00	420.00	420.00	420.00	420.00	420.00
ENGLISH BOOK CLASS V1	EACH	77.00	77.00	77.00	77.00	77.00	77.00	35.10
ENGLISH BOOK CLASS IX OR X	EACH	129.00	129.00	129.00	129.00	129.00	129.00	40.30
ENG. BOOK IST.YR COMPLETE SET	EACH	82.00	82.00	82.00	82.00	82.00	82.00	118.15
ENGLISH BOOK BA/B.SC	EACH	178.00	178.00	178.00	178.00	178.00	178.00	150.00
URDU BOOK CLASS V (T.B.BORD)	EACH	70.00	70.00	70.00	70.00	70.00	70.00	54.10
URDU BOOK CLASS IX/(T.B.B)	EACH	137.00	137.00	137.00	137.00	137.00	137.00	50.55
URDU BOOK IST.YEAR/INTER	EACH	51.00	51.00	51.00	51.00	51.00	51.00	43.30
URDU BOOK BA/B.SC	EACH	140.00	140.00	140.00	140.00	140.00	140.00	120.00
MATHS BOOK CALSS V (T.B.B)	EACH	84.00	84.00	84.00	84.00	84.00	84.00	50.90
MATHS BOOK CLASS IX OR X	EACH	236.00	236.00	236.00	236.00	236.00	236.00	187.20
MATHS BOOK IST.YEAR (T.B.B)	EACH	156.00	156.00	156.00	156.00	156.00	156.00	112.45
PAKISTAN STUDIES BOOK BA/B.SC	EACH	125.00	125.00	125.00	125.00	125.00	125.00	125.00
DAILY "DAWN"	P/COPY	19.00	19.00	19.00	19.00	19.00	19.00	19.00
DAILY "JANG"	P/COPY	12.00	12.00	12.00	12.00	12.00	12.00	12.00
DAILY "NAWA-E-WAQT"	P/COPY	12.00	12.00	12.00	12.00	12.00	12.00	12.00
WEEKLY "AKHBAR-E-JAHAN"	P/COPY	55.00	55.00	55.00	55.00	55.00	55.00	55.00
WEEKLY "MAG"	P/COPY	45.00	45.00	45.00	45.00	45.00	45.00	45.00
MONTHLY "NAUNEHAL DIGEST"	P/COPY	35.00	35.00	35.00	35.00	35.00	35.00	35.00
PAPER FOOLSCAPE (27"x17")	QUIRE	47.50	55.00	45.00	27.50	50.00	50.00	46.54
EXERCISE.BOOK LINED 80/100 PGS	EACH	45.00	60.00	45.00	70.00	70.00	70.00	31.54
PENCILGOLDFISH/DEER	EACH	6.00	6.00	6.00	5.00	7.00	7.00	6.00
PEN INK DOLLOR 57 ML BOTTLE	EACH	20.00	20.00	20.00	20.00	25.00	25.00	20.00
PHOTOSTATE PAPER 70 GM	PRT	295.00	365.00	310.00	280.00	350.00	350.00	460.00
BALL PEN (local)	EACH	5.00	7.00	6.00	5.00	8.00	7.00	8.00
FOUNTAIN PEN HERO/WINGS/CHINA	EACH	50.00	47.50	45.00	45.00	50.00	50.00	40.00
PRIVATE SCHOOL FEE ENGLISH MED. AVG. STANDARD (CLASS I)	P/MONTH	1125.00	900.00	800.00	2920.00	875.00	1000.00	761.54
PRIVATE SCHOOL FEE ENGLISH MED. AVG. STANDARD (CLASS V)	P/MONTH	1125.00	1250.00	1000.00	2945.00	1087.50	1400.00	861.54
PRIVATE SCHOOL FEE ENGLISH MED. AVG. STANDARD (CLASS VI)	P/MONTH	1350.00	1350.00	1300.00	2995.00	1125.00	1500.00	1261.54
PRIVATE SCHOOL FEE ENGLISH MED. AVG. STANDARD (CLASS X)	P/MONTH	1425.00	1750.00	1800.00	3150.00	1650.00	1700.00	1723.08
PRIVATE MEDICLE COLLEGE FEE MBBS (IST YEAR)	P/MONTH	0.00	0.00	0.00	0.00	0.00	0.00	54166.66
PRIVATE ENGINEERING COLLEGE FEE (ISTR YEAR)	P/MONTH	0.00	0.00	0.00	0.00	0.00	0.00	8333.33
GOVT. COLLEGE FEE IST. YEAR	MONTH	50.00	50.00	50.00	50.00	50.00	50.00	45.00
GOVT. COLLEGE FEE 4TH. YEAR	MONTH	60.00	60.00	60.00	60.00	60.00	60.00	75.00
GOVT. UNIVERSITY FEE MSC.	MONTH	183.33	80.00	100.00	110.00	110.00	110.00	1300.00
GOVT. MED. COLLEGE FEE MBBS	MONTH	0.00	0.00	0.00	1289.00	0.00	1050.00	2417.00
GOVT. ENGG. COLL. FEE I YEAR	MONTH	0.00	600.00	0.00	2000.00	0.00	500.00	1480.00
COACHING FEE FOR CLASS IX/X	P/MONTH	1200.00	400.00	1500.00	1500.00	1100.00	500.00	1800.00
COACHING CHARGES FOR CLASS IST YEAR/INTER (SCIENCE)	P/MONTH	1800.00	900.00	2500.00	1750.00	1500.00	700.00	2000.00
COACHING CHARGES FOR CLASS IST YEAR/INTER (COMMERCE)	P/MONTH	1500.00	600.00	1000.00	1500.00	1500.00	600.00	1800.00
I.T. TUITION FEES	P/MONTH	2583.00	1500.00	0.00	2417.00	0.00	2000.00	3000.00
MBA TUITION FEES	P/MONTH	2583.00	0.00	0.00	2750.00	0.00	4585.00	8153.85
BREAD TANDOORI ST. SIZE	EACH	5.00	6.50	6.00	5.00	7.00	6.00	8.31
COOKED MUTTON (AV. HOTEL)	PLATE	120.00	200.00	140.00	95.00	150.00	150.00	126.15
COOKED BEEF (AV. HOTEL)	PLATE	70.00	95.00	100.00	65.00	120.00	70.00	71.54
COOKED DAL (AV. HOTEL)	PLATE	40.00	40.00	40.00	40.00	50.00	52.50	50.00
CHICKEN BIRYANI FULL/DOUBLE	PLATE	145.00	120.00	140.00	110.00	150.00	120.00	133.08
TEA PREPARED (ORDINARY)	CUP	15.00	20.00	15.00	15.00	20.00	20.00	15.00
HAIRCUT CHARGES FOR MEN	P/CUT	65.00	70.00	50.00	95.00	60.00	60.00	66.15
BEAUTY PORL HAIR STYL CHARGE	P/STY.	262.50	200.00	250.00	390.00	300.00	300.00	380.77
SHAVING CHARGES	PER SHV	30.00	50.00	30.00	35.00	30.00	30.00	43.08
LIPSTICK S.MISS/MEDORA	EACH	110.00	110.00	110.00	90.00	120.00	120.00	90.00
NAIL POLISH S.MISS/MEDORA	EACH	60.00	110.00	95.00	95.00	60.00	60.00	90.00
PERFUME MED.SIZE MEDORA/BROACH	EACH	200.00	200.00	120.00	200.00	220.00	200.00	186.15
HAIR-OIL AMLA/CHAMBELI	BOTTLE	110.00	110.00	110.00	110.00	110.00	120.00	115.00
TOILET SOAP LUX 95 GRAMS	EACH	40.38	40.38	40.38	40.38	40.38	40.38	40.38
TOILET SOAP LIFEBOUY 140 GRM	EACH	36.00	36.00	36.00	36.00	36.00	36.00	36.00
TOILET SOAP SAFEGUARD BATH SIZE	EACH	48.00	48.00	48.00	48.00	48.00	48.00	46.00

Contd.

7.11 Intercity Consumer Prices January, 2015

Description	Unit	Vehari	Sargodha	Mianwali	Bahawal- pur	Bahawal- nagar	R.Y. Khan	Karachi
TOOTHPASTE MACKLINES 70 GRM	EACH	50.00	50.00	50.00	50.00	50.00	50.00	50.00
TOOTHPAST MED SIZE CLGATE 70 GMS	EACH	60.67	60.67	60.67	60.67	60.67	60.67	60.67
TOOTHBRUSH SHEILD A/PLAQUE	EACH	35.00	37.50	50.00	25.00	30.00	25.00	35.00
TOOTHPOWDER DENTONIC 90 GRM	EACH	28.00	25.00	25.00	28.00	28.00	28.00	25.00
HAIR-COLOUR BEGIN (6 GMS)	EACH	95.00	95.00	95.00	100.00	95.00	95.00	95.00
HAIR COLOUR (KALAKOLA)	BOTTLE	120.00	130.00	120.00	130.00	120.00	120.00	120.00
FACECREAM PONDS (MEDIUM)	EACH	110.00	110.00	110.00	110.00	110.00	110.00	110.00
TALC POWDER VICE ROAY,B.CAT	EACH	140.00	150.00	120.00	135.00	135.00	150.00	120.00
BLADE TREET ORDINARY 10'S	PKT.	35.00	40.00	30.00	30.00	35.00	30.00	38.00
BLADE 7-O-CLOCK STAIN. 5'S	PKT.	30.00	30.00	35.00	30.00	35.00	30.00	35.00
SHAMPOO SUNSILK/PAINTIN 100 ML	BOTTLE	110.00	110.00	110.00	110.00	110.00	110.00	110.00
BEAUTY CREAM (FAIR & LOVELY)	EACH	155.00	155.00	155.00	155.00	155.00	155.00	99.00
HAIR REMOVING CREAM (EU-CREAM)	TUBE	60.00	60.00	65.00	60.00	65.00	60.00	60.00
GEL MEDIUM SIZE	BOTTLE	60.00	85.00	85.00	100.00	130.00	100.00	60.00
DISPOSABLE RAZOR GILLET-II	EACH	45.00	40.00	45.00	40.00	45.00	42.00	35.00
SHAVING CREAM TOUCH-ME/ADM.	EACH	60.00	60.00	60.00	65.00	65.00	60.00	60.00
GOLD TEZABI 24 CT	10 GM.	39850.00	40809.00	40100.00	40193.00	39866.00	40279.00	40295.00
SILVER TEZABI 24 CT	10 GM.	617.00	624.00	700.00	600.00	600.00	600.00	650.00
ARTIFICIAL JEWELLARY SET	SET	525.00	550.00	900.00	725.00	1000.00	300.00	1261.54
WRIST WATCH GENTS CITIZEN (ORIGINAL) ***	EACH	3500.00	7000.00	4100.00	7200.00	3200.00	3000.00	2000.00
WRIST WATCH LADIES CITIZEN (ORIGINAL) ***	EACH	3500.00	7000.00	4100.00	7000.00	3200.00	3000.00	2000.00
WALL CLOCK QUARTZ AV.QLTY	EACH	525.00	550.00	600.00	1100.00	600.00	500.00	400.00
SUITCASE REXIN (24"x16"x6")	EACH	810.00	1750.00	1000.00	1600.00	1500.00	1200.00	1061.54
TRUNK MEDIUM SIZE ***	EACH	962.50	1800.00	1990.00	1800.00	1400.00	1200.00	1592.31
PURSE LADIES (LEATHER) AVERAGE QUALITY	EACH	512.50	550.00	700.00	1100.00	1200.00	1100.00	992.31

7.11 Intercity Consumer Prices January, 2015

Description	Unit	Hyder- abad	Nawab- shah	Mirpur-khas	Mithi	Sukkar	Larkana	Dadu
WHEAT	10 KG.	340.00	350.00	340.00	340.00	340.00	312.50	340.00
WHEAT FLOUR FINE/SUPERIOR.	KG.	48.75	42.00	48.00	47.25	40.00	40.00	45.00
WHEAT FLOUR AVG. QLTY	KG.	41.50	40.00	40.00	40.00	38.00	38.00	40.00
WHEAT FLOUR BAG	10 KG.	415.00	410.00	400.00	400.00	375.00	380.00	400.00
MAIDA	KG.	49.25	49.00	48.00	55.00	50.00	45.00	50.00
SUJI	KG.	50.63	59.00	50.00	58.00	55.00	50.00	50.00
BESAN AV. QLTY.	KG.	80.00	80.00	70.00	72.00	80.00	77.50	80.00
RICE BASMATI SUP. QLTY.	KG.	130.00	140.00	125.00	130.00	150.00	140.00	140.00
RICE BASMATI 385/386	KG.	76.88	85.00	65.00	68.00	85.00	75.00	70.00
RICE BASMATI BROKEN AV.QLTY	KG.	77.50	70.00	45.00	50.00	75.00	80.00	55.00
RICE IRRI-6 (SINDH/PUNJAB)	KG.	50.00	43.00	35.00	37.00	52.50	32.00	40.00
VERMICELLI	KG.	80.00	80.00	85.00	85.00	80.00	70.00	70.00
BREAD PLAIN MEDIUM SIZE	EACH	44.00	48.00	45.00	45.00	50.00	40.00	45.00
RUSK (PAPAY)	KG.	160.00	200.00	140.00	150.00	230.00	200.00	240.00
BISCUITS-PACKED	PKT	35.00	35.00	35.00	35.00	35.00	35.00	35.00
BISCUIT-BAKERY (LOOSE)	250 GM	63.75	90.00	50.00	50.00	60.00	100.00	60.00
CORNFLAKS FAUJI 225 GM.	PKT	166.50	225.00	180.00	180.00	176.40	180.00	166.50
SAMOSA (VEGATABLE)	EACH	10.00	6.00	10.00	8.00	11.00	12.00	15.00
PASTRY AV.QLTY.	EACH	18.00	20.00	15.00	10.00	12.50	37.50	20.00
PATTIES (VEGATABLES)	EACH	10.50	6.00	15.00	10.00	12.50	18.00	10.00
NIMCO	250 GM	52.50	90.00	60.00	60.00	70.00	60.00	50.00
CHIPS	250 GM	70.00	90.00	60.00	60.00	75.00	80.00	60.00
BEEF WITH BONE AV.QLTY.	KG	300.00	350.00	240.00	0.00	290.00	290.00	280.00
MUTTON AV.QLTY.	KG	575.00	550.00	550.00	500.00	535.00	600.00	560.00
CHICKEN FARM BROILER (LIVE)	KG	170.00	160.00	164.00	174.00	166.00	170.00	180.00
FISH-RAHU MEDIUM SIZE	KG	300.00	350.00	275.00	300.00	320.00	275.00	360.00
MILK FRESH (UNBOILED)	LTR.	80.00	80.00	70.00	60.00	75.00	80.00	80.00
CURD	KG.	106.00	100.00	80.00	78.00	90.00	95.00	100.00
MILK TETRA PACK 1/2 LTR.	PKT.	50.00	60.00	60.00	60.00	60.00	60.00	60.00
LACTOGEN 400 GRAMS	PKT.	425.00	415.00	400.00	400.00	425.00	425.00	430.00
POWDER MILK NIDO 400GM.	PKT	350.00	340.00	325.00	325.00	350.00	350.00	350.00
MILK POWDER LOOSE/PACKED	KG.	562.50	560.00	480.00	480.00	480.00	450.00	370.00
BUTTER LOCAL PACKED	50 GM.	25.00	52.00	25.00	25.00	27.50	27.00	30.00
EGGS FARM	DOZ	118.00	100.00	110.00	120.00	120.00	120.00	120.00
MUSTARD OIL AV.QLTY.	KG.	160.00	170.00	140.00	140.00	142.50	200.00	160.00
COOKING OIL (DALDA)	2.5LTR	492.50	520.00	550.00	550.00	515.00	530.00	500.00
COOKING OIL (PAKWAN) OTHER BRAND SPECIFY	2.5 LTR	492.50	440.00	540.00	540.00	515.00	410.00	500.00
VEGETABLE GHEE TIN	2.5KG.	477.50	485.00	530.00	530.00	505.00	520.00	500.00
VEGETABLE GHEE (LOOSE)	KG.	150.00	140.00	180.00	180.00	145.00	130.00	120.00
DATES AV.QLTY.	KG.	152.50	220.00	90.00	80.00	230.00	155.00	200.00
PISTACHIO AV.QLTY.	50 GM.	130.00	100.00	90.00	95.00	150.00	125.00	100.00
ALMONDS WHOLE AV.QLTY.	KG.	575.00	600.00	650.00	660.00	950.00	1200.00	620.00
COCONUT DRY AV.QLTY.	KG.	292.50	220.00	250.00	250.00	280.00	280.00	300.00
RAISINS AV.QLTY.	50 GM.	20.00	25.00	20.00	15.00	27.50	20.00	25.00
GROUNDNUTS (WITH SHELL)	KG.	160.00	130.00	120.00	125.00	240.00	150.00	140.00
MALTA/MOSAMBI	DOZ	120.00	150.00	150.00	145.00	120.00	70.00	150.00
KINNU	DOZ	80.00	80.00	70.00	80.00	100.00	45.00	130.00
APPLE	KG	82.50	150.00	90.00	90.00	125.00	100.00	120.00
ALOO BUKHARA	KG	0.00	0.00	0.00	0.00	0.00	0.00	0.00
POMEGRANATE (ANNAR)	KG	220.00	300.00	250.00	280.00	225.00	250.00	280.00
GRAPES	KG	0.00	0.00	0.00	0.00	0.00	0.00	0.00
BANANAS	DOZ	46.25	50.00	50.00	50.00	45.00	45.00	40.00
MANGO KALMI	KG	0.00	0.00	0.00	0.00	0.00	0.00	0.00
GUAVA	KG	50.00	60.00	65.00	70.00	50.00	45.00	40.00
WATERMELON (TURBOOZ)	KG	0.00	0.00	0.00	0.00	0.00	0.00	0.00
MUSKMELON (KHARBOOZA)	KG	0.00	0.00	0.00	0.00	0.00	0.00	0.00
SWEETMELON (GARMA)	KG	0.00	0.00	0.00	0.00	0.00	0.00	0.00
PULSE MASOOR (WHOLE)	KG.	108.75	100.00	110.00	120.00	130.00	107.50	120.00
PULSE MASOOR (WASHED)	KG.	131.25	120.00	120.00	120.00	140.00	122.50	125.00
PULSE MOONG (WASHED)	KG.	171.88	160.00	176.00	178.00	165.00	165.00	160.00
PULSE MASH (WASHED)	KG.	150.00	140.00	135.00	135.00	150.00	150.00	140.00

Contd.

7.11 Intercity Consumer Prices January, 2015

Description	Unit	Hyder- abad	Nawab- shah	Mirpur-khas	Mithi	Sukkar	Larkana	Dadu
PULSE GRAM	KG.	80.63	80.00	72.00	70.00	85.00	75.00	80.00
GRAM WHOLE BLACK AV QLTY.	KG.	72.50	70.00	65.00	60.00	85.00	100.00	70.00
GRAM WHOLE YELLOW AV.QLTY	KG.	112.50	100.00	90.00	100.00	110.00	100.00	100.00
BEANS (LAL LOBIA)	KG.	132.50	100.00	100.00	105.00	155.00	140.00	140.00
POTATOES	KG	33.75	25.00	20.00	20.00	20.00	20.00	20.00
ONION	KG	18.75	25.00	15.00	15.00	20.00	20.00	20.00
TURNIP	KG	35.00	30.00	30.00	30.00	25.00	20.00	20.00
RADISH	KG	15.00	20.00	20.00	15.00	30.00	12.50	30.00
TOMATOES	KG	43.13	50.00	20.00	20.00	35.00	45.00	30.00
CABBAGE	KG	44.38	35.00	20.00	25.00	35.00	40.00	35.00
CAULIFLOWER	KG	45.00	40.00	30.00	30.00	40.00	30.00	35.00
BRINJAL	KG	0.00	0.00	0.00	0.00	0.00	0.00	0.00
PUMPKIN	KG	0.00	0.00	0.00	0.00	0.00	0.00	0.00
BOTTLEGOURD	KG	0.00	0.00	0.00	0.00	0.00	0.00	0.00
LADY FINGER	KG	0.00	0.00	0.00	0.00	0.00	0.00	0.00
PEAS	KG	80.00	80.00	90.00	100.00	85.00	80.00	80.00
SPINACH	KG	32.50	25.00	20.00	20.00	20.00	10.00	20.00
TINDA	KG	0.00	0.00	0.00	0.00	0.00	0.00	0.00
TURAI	KG	0.00	0.00	0.00	0.00	0.00	0.00	0.00
KARAILA	KG	0.00	0.00	0.00	0.00	0.00	0.00	0.00
ARVI	KG	0.00	0.00	0.00	0.00	0.00	0.00	0.00
CHILLIES GREEN	KG	60.00	65.00	50.00	50.00	65.00	60.00	50.00
CARROT	KG	31.25	40.00	20.00	20.00	40.00	30.00	20.00
COCUMBER (KHEERA)	KG	60.00	65.00	70.00	80.00	90.00	60.00	60.00
LEMON	250GM	50.00	50.00	40.00	45.00	27.50	95.00	30.00
SUGAR REFINED	KG.	52.00	52.00	52.00	52.00	52.00	52.00	52.00
GUR AV.QLTY	KG.	82.50	70.00	75.00	78.00	67.50	65.00	70.00
HONEY LANGANESE 500 GM.	BOTTLE	800.00	800.00	740.00	740.00	750.00	820.00	720.00
MILO 200 GM.	BOTTLE	150.00	170.00	209.00	190.00	206.00	200.00	200.00
CUSTARD POWDER RAFHAN 300 GM.	PKT	75.00	70.00	75.00	75.00	75.00	70.00	75.00
TOFFEE (HILAL)	EACH	1.00	1.00	1.00	1.00	1.00	2.00	1.00
CHOWKELATE CANDY (SMALL SIZE)	EACH	5.00	5.00	5.00	5.00	5.00	5.00	5.00
SWEETMEAT (MIXED)	KG	325.00	350.00	300.00	300.00	380.00	440.00	350.00
ICE CREAM WALLS	CUP.	40.00	40.00	40.00	40.00	40.00	40.00	40.00
ICE	KG	10.00	6.00	10.00	10.00	7.00	15.00	10.00
JAM AHMED/MITCHELLES	BOTTLE	130.00	120.00	120.00	120.00	130.00	120.00	125.00
SQUASH-MITCHELLES	BOTTLE	150.00	140.00	135.00	135.00	150.00	135.00	135.00
ROOH AFZA	BOTTLE	140.00	150.00	140.00	140.00	140.00	140.00	140.00
JAM-E-SHIREEN	BOTTLE	150.00	150.00	145.00	145.00	145.00	140.00	140.00
SAUNF	50 GM	20.00	20.00	12.00	16.00	20.00	20.00	20.00
CINAMON LOOSE AV. QLTY	50 GM.	25.00	35.00	25.00	25.00	20.00	20.00	20.00
CUMINSEED WHITE NATIONAL	50 GM.	52.00	50.00	50.00	50.00	52.00	50.00	54.00
PEPPER BLACK NATIONAL	50 GM.	96.00	96.00	92.00	92.00	96.00	96.00	96.00
CLOVES LOOSE AV.QLTY	50 GM.	89.38	90.00	75.00	85.00	90.00	95.00	90.00
CARDAMOM LARGE LOOSE AV.QLTY	50 GM.	152.50	100.00	150.00	150.00	110.00	115.00	130.00
CARDAMOM SMALL AV.QLTY	50 GM.	98.75	100.00	60.00	65.00	80.00	95.00	80.00
SALT-POWDERED (LAHORI) LOOSE	KG.	10.00	8.00	8.00	10.00	9.00	10.00	10.00
SALT POWDERED (NATIONAL/SHAN)	PKT	25.00	25.00	20.00	20.00	25.00	25.00	25.00
CHILLIES POWD.NATIONAL 200GM	PKT	105.00	105.00	105.00	105.00	105.00	105.00	105.00
CHILLIES POWDER LOOS	KG.	285.00	200.00	240.00	230.00	270.00	230.00	260.00
CORRIANDER SEED POWD.NATIONAL	PKT	88.00	88.00	78.00	78.00	88.00	78.00	88.00
CORRIANDER SEED (LOOSE)	KG.	210.00	220.00	240.00	240.00	220.00	230.00	240.00
TURMERIC POWD.NATIONAL 50GM	PKT.	35.00	35.00	35.00	35.00	35.00	35.00	35.00
CURRY POWD. NATIONAL 200 GM	PKT.	87.00	86.00	86.00	86.00	86.00	86.00	86.00
TOMATO KETCHUP AHMED/MITCHL	BOTTLE	75.00	100.00	85.00	85.00	80.00	80.00	90.00
PICKLES AHMED/MITCHELLES	BOTTLE	105.00	95.00	90.00	90.00	110.00	110.00	125.00
VINEGAR SYNTHETIC (SIRKA)	BOTTLE	50.00	80.00	50.00	55.00	90.00	85.00	85.00
GARLIC	KG	128.75	140.00	140.00	150.00	130.00	120.00	130.00
GINGER	KG	250.00	230.00	250.00	280.00	150.00	160.00	180.00
TAPAL DANEDAR TEA 200GM PACKET	PKT	126.32	126.32	126.32	126.32	126.32	126.32	126.32
TEA LIPTON YELLOW LABEL 200GM.	PKT.	128.42	128.42	128.42	128.42	131.58	128.42	128.42

Contd.

7.11 Intercity Consumer Prices January, 2015

Description	Unit	Hyder- abad	Nawab- shah	Mirpur-khas	Mithi	Sukkar	Larkana	Dadu
TEA LOOSE KENYA AV.QLTY 250GM.	PKT.	115.00	160.00	140.00	140.00	120.00	125.00	135.00
COFFEE-NESCAFE 75 GM. **	BOTTLE	300.00	320.00	300.00	300.00	320.00	345.00	360.00
COLD DRINK (STANDARD SIZ)	BOTTLE	25.00	20.00	25.00	25.00	25.00	25.00	25.00
FRUIT JUICE TETRA PACK	PKT.	18.00	15.00	15.00	15.00	15.00	15.00	15.00
MINERAL WATER NESTLE 1.5 LTR	BOTTLE	45.00	50.00	45.00	45.00	45.00	45.00	50.00
CIGARETTES K-2 10'S **	PKT	46.00	46.00	50.00	50.00	45.00	45.00	46.00
CIGARETTES CAPSTAN 10'S **	PKT	50.00	50.00	50.00	50.00	45.00	50.00	48.00
CIGARETTES GOLD LEAF 20'S	PKT	105.00	100.00	100.00	100.00	96.00	97.50	100.00
CIGARETTES MORVEN GOLD 20'S	PKT	50.00	50.00	50.00	50.00	45.00	50.00	48.00
BETEL LEAVES	50GM.	62.50	70.00	60.00	65.00	70.00	70.00	80.00
BETEL NUTS	KG.	260.00	240.00	260.00	265.00	370.00	230.00	300.00
LONG CLOTH 57" GUL AHMED/AL-KARAM	METER	210.00	300.00	170.00	170.00	230.00	195.00	230.00
SHIRTING AV.QLTY.	METER	130.00	200.00	100.00	100.00	120.00	130.00	130.00
PANT CLOTH W & WEAR AV.QLTY	METER	387.50	450.00	300.00	300.00	450.00	350.00	300.00
LAWN PRINTED GUL AHMED/AL-KARAM	METER	215.00	360.00	215.00	220.00	375.00	333.00	230.00
GEORGETTE AV.QLTY	METER	110.00	225.00	130.00	140.00	150.00	130.00	100.00
LINEN AV.QLTY ***	METER	130.00	150.00	140.00	150.00	140.00	175.00	120.00
HEAVY WT SUITING LAWERNCPUR AVG QLTY	METER	1250.00	1400.00	1400.00	1400.00	1250.00	1100.00	900.00
HEAVY WT SUITING LAWERNCPUR SUP QLTY	METER	2250.00	2300.00	1500.00	1500.00	1500.00	1300.00	1300.00
TROPICAL SUITING LAW.PUR	METER	1100.00	925.00	900.00	900.00	1000.00	900.00	750.00
PANT BOY 24"/26" LENGTH.	EACH	343.75	900.00	300.00	325.00	400.00	325.00	500.00
SHIRT BOY 24"/26" LENGTH	EACH	300.00	800.00	250.00	250.00	400.00	320.00	400.00
SCHOOL UNI. PANT,SHIRT BOYS	SUIT	583.33	900.00	600.00	650.00	600.00	500.00	540.00
SCHOOL UNI. KAMEEZ,SHAL.BOYS	SUIT	583.33	800.00	500.00	500.00	600.00	520.00	475.00
SCHOOL UNI. KAMEEZ,SHAL.GIRL	SUIT	500.00	900.00	650.00	680.00	600.00	520.00	540.00
FROCK W/WEAR GIRLS	EACH	983.33	850.00	550.00	400.00	900.00	480.00	630.00
AWAMI-SUIT W & W(BOY) 24"/26	SUIT	600.00	850.00	700.00	700.00	900.00	570.00	685.00
AWAMI-SUIT W&W (GENTS)AV.QLTY	SUIT	1000.00	1200.00	1000.00	800.00	1000.00	820.00	960.00
PULLOVER GENTS OXFORD/BON.	EACH	2410.00	2800.00	2000.00	2000.00	2200.00	2085.00	2800.00
PULLOVER LADIES OXFORD/BON.	EACH	2310.00	2500.00	1800.00	1800.00	2000.00	1800.00	2400.00
PULLOVER (GENTS) OTHERS A. QTY	EACH	900.00	1500.00	600.00	700.00	800.00	700.00	600.00
SECOND-HAND COAT FOR MEN	EACH	300.00	350.00	400.00	525.00	400.00	400.00	300.00
SECONDHAND SWEETER FOR MEN DUP QLTY	EACH	140.00	300.00	300.00	325.00	225.00	290.00	200.00
SECONDHAND WINTER JACKET	EACH	225.00	450.00	280.00	260.00	400.00	425.00	250.00
UNDERWEAR AV.QLTY MEDIUM SIZE	EACH	76.88	150.00	70.00	70.00	110.00	140.00	60.00
VEST FOR MEN AV.QLTY.	EACH	95.00	100.00	60.00	60.00	100.00	95.00	100.00
VEST/SHAMEEZ (WOMEN) AVG. QLTY	EACH	80.00	350.00	60.00	65.00	120.00	140.00	140.00
SOCKS NYLON (PAKISTANI)	PAIR	60.00	100.00	50.00	50.00	90.00	82.50	50.00
BRASSIER AV.QLTY.	EACH	106.25	250.00	125.00	80.00	135.00	180.00	100.00
BRASSIER SUP QLTY	EACH	195.00	400.00	300.00	300.00	300.00	280.00	200.00
DOPATTA GEORGETTE AV.QLTY.	EACH	200.00	350.00	300.00	300.00	225.00	300.00	250.00
DOPATTA COTTON AV GLTY	EACH	150.00	300.00	190.00	200.00	175.00	220.00	200.00
CHADDAR (W/WEAR) (2x2.5 MTR)	EACH	312.50	1000.00	350.00	300.00	275.00	520.00	350.00
LUNGI/DHOTI(COTTON) AVG. QLTY	EACH	287.50	300.00	350.00	310.00	250.00	480.00	250.00
HANDKERCHIEF AVG. QLTY PAK	EACH	27.50	60.00	40.00	40.00	50.00	50.00	45.00
HANDKERCHIEF SUP. QLTY PAK	EACH	60.00	120.00	65.00	60.00	77.50	75.00	120.00
GLOVES AV QLTY	PAIR	60.00	80.00	70.00	60.00	90.00	55.00	100.00
AZARBAND COTTON AVG. QLTY	EACH	11.00	25.00	10.00	8.00	20.00	22.50	15.00
SEWING THREAD/REEL(ASLI PARI)	EACH	6.00	7.00	5.00	5.00	7.00	7.00	7.00
WASHING CHARGES PAINT & SHIRT	SUIT	90.00	50.00	60.00	50.00	55.00	60.00	40.00
DRY CLEANING SUIT COAT PANT	SUIT	246.67	150.00	200.00	200.00	250.00	270.00	160.00
WASHING CH. (KAMIZ-SHALWAR)	PAIR	56.25	80.00	50.00	50.00	50.00	50.00	30.00
TAILORING SHIRT	EACH	325.00	350.00	200.00	250.00	400.00	350.00	200.00
TAILORING CHARGES PANT (MEN)	EACH	525.00	500.00	250.00	250.00	600.00	500.00	300.00
TAILORING COAT-PANT SUIT	SUIT	3450.00	4000.00	3000.00	3000.00	4000.00	3200.00	3200.00
TAILORING AWAMI-SUIT (MALE)	SUIT	475.00	600.00	350.00	300.00	550.00	575.00	475.00
TAILORING SUIT FEMALE	SUIT	287.50	500.00	350.00	300.00	550.00	575.00	250.00
GENTS SHOES PAUL BATA	PAIR	1199.00	1199.00	1199.00	1199.00	1199.00	1199.00	1199.00
GENTS SANDAL BATA	PAIR	699.00	699.00	699.00	699.00	699.00	699.00	699.00
GENTS SPOUNG CHAPPAL BATA	PAIR	179.00	179.00	179.00	179.00	179.00	179.00	179.00
LADIES SANDAL BATA	PAIR	499.00	499.00	499.00	499.00	499.00	499.00	499.00

Contd.

7.11 Intercity Consumer Prices January, 2015

Description	Unit	Hyder- abad	Nawab- shah	Mirpur-khas	Mithi	Sukkar	Larkana	Dadu
LADIES SPOUNG CHAPPAL BATA	PAIR	179.00	179.00	179.00	179.00	179.00	179.00	179.00
CHILD SHOE POWER LITE BATA	PAIR	599.00	599.00	599.00	599.00	599.00	599.00	599.00
GENTS SHOE, ART 1109 SERVICE	PAIR	999.00	999.00	999.00	999.00	999.00	999.00	999.00
NYLON JOGGER 27 SIZE 2-5 ***	PAIR	1299.00	1299.00	1299.00	1299.00	1299.00	1299.00	1299.00
CHINA FOOT WEAR AV. QLTY (MALE) *	PAIR	550.00	600.00	450.00	400.00	500.00	750.00	800.00
CHINA FOOT WEAR AV. QLTY (FEMALE) *	PAIR	400.00	400.00	250.00	240.00	425.00	300.00	450.00
CHINA FOOT WEAR AV. QLTY (CHILDREN) *	PAIR	400.00	380.00	200.00	220.00	425.00	300.00	591.00
SHOE REPAIR HALF SOLE	PAIR	80.00	80.00	70.00	50.00	65.00	150.00	50.00
SHOES POLISH CHARGES AVERAGE SHOP	PAIR	11.00	20.00	12.50	10.00	15.00	20.00	10.00
HOUSE RENT (combined)	MONTH	5475.00	3500.00	4604.00	3159.00	5438.00	3934.00	3193.00
rent 2	pm	5475.00	3500.00	4604.00	3159.00	5438.00	3934.00	3193.00
RENT3	PM	5475.00	3500.00	4604.00	3159.00	5438.00	3934.00	3193.00
RENT4	PM	5475.00	3500.00	4604.00	3159.00	5438.00	3934.00	3193.00
RENT5	PM	5475.00	3500.00	4604.00	3159.00	5438.00	3934.00	3193.00
RENT6	PM	5475.00	3500.00	4604.00	3159.00	5438.00	3934.00	3193.00
SYNTHETIC ENEMAL ROBIALAC BALTI 3.64 LTR.	EACH	1609.50	1580.00	1850.00	1850.00	1900.00	2100.00	1450.00
SYNTHETIC ENEMAL ICI BALTI 3.64 LTR.	EACH	2070.00	1890.00	1850.00	1850.00	1900.00	2100.00	1450.00
CEMENT (LOCAL) SPECIFY BRAND NAME	BAG	535.00	545.00	550.00	550.00	550.00	540.00	540.00
BRICKS (NEW) IST CLASS	P/1000	5000.00	5500.00	4000.00	5000.00	5000.00	4700.00	3850.00
CEMENT BLOCKS (6"x8"x12")	P/100	0.00	0.00	0.00	0.00	0.00	0.00	0.00
BAJREE	100CFT	2862.50	2200.00	3000.00	4800.00	2650.00	3900.00	2500.00
SAND (BLACK PIT SAND)	K100CFT	0.00	2000.00	0.00	2000.00	1500.00	2000.00	2000.00
TIMBER SHESHAM LOG IST QUALITY	cbumt.	38845.00	0.00	0.00	0.00	37044.00	42377.00	55500.00
IRON BAR (M.S. BAR) 1/2"	P/TON	74000.00	75000.00	75000.00	76000.00	75500.00	76000.00	77000.00
CARPANTER WAGE RATE	P/DAY	800.00	900.00	700.00	600.00	750.00	800.00	600.00
MASON (RAJ) WAGE RATE	P/DAY	800.00	1000.00	700.00	600.00	750.00	800.00	800.00
UNSKILLED LABOUR WAGE RATE	P/DAY	500.00	450.00	400.00	400.00	375.00	400.00	350.00
PLUMBER WAGE RSTE	P/DAY	800.00	800.00	700.00	600.00	750.00	600.00	450.00
ELECTICIAN WAGE RATE PER DAY **	P/DAY	700.00	700.00	0.00	0.00	0.00	600.00	400.00
ELECTICIAN WAGE RATE PER POINT **	P/PNT	90.00	160.00	100.00	75.00	87.50	120.00	60.00
WATER CHARGES PER HOUSE	P/MONTH	191.00	40.00	40.00	200.00	57.50	150.00	35.00
ELECT.CHARGES UPTO 50 UNITS	P/UNIT	2.00	2.00	2.00	2.00	2.00	2.00	2.00
ELECT.CHARGES 01 - 100 UNIT	P/UNIT	5.79	5.79	5.79	5.79	5.79	5.79	5.79
ELECT.CHARGES 101 - 300 UNIT	P/UNIT	9.90	9.90	9.90	9.90	9.90	9.90	9.90
ELECT.CHARGES 301 - 1000 UNIT	P/UNIT	15.63	15.63	15.63	15.63	15.63	15.63	15.63
ELECT.CHARGES ABOVE 1000 UNIT	P/UNIT	17.71	17.71	17.71	17.71	17.71	17.71	17.71
ELEC	PM	10.21	10.21	10.21	10.21	10.21	10.21	10.21
GAS CHRg upto 3.3719 MMBUT	MMBTU	124.18	124.18	124.18	0.00	124.18	124.18	124.18
GAS CHRg 3.3719 - 6.7438 MMBUT	MMBTU	248.37	248.37	248.37	0.00	248.37	248.37	248.37
GAS CHRg 6.7438 - 10.1157 MMBUT	MMBTU	248.37	248.37	248.37	0.00	248.37	248.37	248.37
GAS CHRg10.1157 - 13.4876 MMBUT	MMBTU	620.91	620.91	620.91	0.00	620.91	620.91	620.91
GAS	PM	620.91	620.91	620.91	0.00	620.91	620.91	620.91
GAS	PM	372.55	372.55	372.55	0.00	372.55	372.55	372.55
KEROSENE OIL	LTR	110.00	125.00	83.00	85.00	86.90	100.00	110.00
FIREWOOD WHOLE	40 KG.	425.00	450.00	400.00	350.00	400.00	400.00	400.00
CHAIR SHESHAM WOOD WITH ARMS **	EACH	900.00	2000.00	1000.00	1100.00	1750.00	2450.00	1250.00
CHAIR PLASTIC (CHAIRMAN) AVERAGE QUALITY	EACH	650.00	800.00	500.00	650.00	700.00	850.00	800.00
TABLE SHESHAM WOOD (4X2X5") ***	EACH	3616.67	6000.00	2600.00	2800.00	4500.00	7700.00	5000.00
SOFASET WOODEN WITH FOAM SEAT **	SET	11166.67	18000.00	12000.00	12000.00	12500.00	15000.00	20000.00
COT IRON (WITH NIWAR)AV.QLTY.	EACH	1500.00	2500.00	2000.00	2000.00	2250.00	3100.00	2600.00
ALMIRAH (STEEL) 6'X3' 20 GAUGE	EACH	6416.67	10000.00	6500.00	7000.00	12000.00	9600.00	14000.00
DINNING TABLE 6 CHAIRS A.QLTY	SET	13500.00	21000.00	11000.00	11000.00	19500.00	17000.00	25000.00
SINGLE BED WITHOUT FOAM MED.	EACH	5533.33	6800.00	3500.00	3800.00	8000.00	5000.00	6500.00
MATRESS SINGLE(4" THICK)	EACH	4750.00	4800.00	6100.00	6100.00	4500.00	4900.00	6100.00
FARSHI DARI 12'X9' AV.QLTY	EACH	866.67	1450.00	800.00	800.00	900.00	1300.00	800.00
DARI COTTON (6'x2 1/2') AV.QL	EACH	323.33	700.00	400.00	500.00	350.00	575.00	300.00
CARPET PLAIN AV. QLTY	SQFT.	36.00	36.00	35.00	40.00	32.50	90.00	22.00
QUILT (LIHAF) 3 KG. COTTON	EACH	512.50	900.00	600.00	700.00	900.00	780.00	600.00
BLANKET (90" x 54")	EACH	2500.00	4000.00	2000.00	2200.00	3750.00	3100.00	3500.00
BEDSHEET SINGLE BED SUP.QLTY	EACH	316.67	700.00	400.00	400.00	500.00	850.00	600.00
BED SHEET DOUBLE WITH TWO PILLOW COVERS SUP QLTY	SET	525.00	1300.00	600.00	600.00	900.00	1250.00	1100.00

Contd.

7.11 Intercity Consumer Prices January, 2015

Description	Unit	Hyder- abad	Nawab- shah	Mirpur-khas	Mithi	Sukkar	Larkana	Dadu
TOWEL(3'x2') AV. QALTY	EACH	180.00	300.00	100.00	110.00	237.50	235.00	150.00
CEILING FAN 48" SUPER QLTY **	EACH	2480.00	3000.00	2500.00	2500.00	2850.00	3600.00	2500.00
PEDESTAL FAN 22" SUPER QLTY	EACH	3700.00	3800.00	4000.00	4000.00	3850.00	4600.00	3600.00
REFG. DAWLENCE 10 CFT. D.DOOR	EACH	30400.00	27500.00	27000.00	27300.00	32500.00	32000.00	28500.00
D-FREEZER WAVES 8 CFT.	EACH	27900.00	28000.00	28900.00	29000.00	30000.00	33000.00	25000.00
AIRCONDITIONER 1.5 TON PEL	EACH	41800.00	41000.00	41800.00	41800.00	52000.00	47000.00	55000.00
SPLIT AIR CONDITIONER 1.5 TON (SPECIFY BRAND NAME)	EACH	40000.00	45000.00	46000.00	46500.00	41000.00	43500.00	43000.00
AIRCOOLER SUPER ASIA	EACH	8500.00	9000.00	10000.00	9000.00	12300.00	12000.00	11000.00
WASHING MACHINE SINGER	EACH	15600.00	14700.00	15600.00	15600.00	15900.00	15600.00	14700.00
SEWING MACHINE(SINGER)	EACH	5895.00	5200.00	5860.00	5860.00	5860.00	5860.00	5200.00
GIZER LARGE SIZE 30 GALLON CAPACITY SUP QLTY	EACH	22100.00	20000.00	15500.00	15600.00	16000.00	15600.00	14000.00
GAS BURNER DOUBLE SPFY.BRAND	EACH	1500.00	1800.00	1400.00	1500.00	1900.00	1650.00	2000.00
ELECT. IRON PHILIPS MDL.1120	EACH	1700.00	1600.00	1200.00	1500.00	1700.00	2100.00	2000.00
ELECTRIC JUICER FOR APPLE	EACH	3600.00	6000.00	3000.00	3000.00	1700.00	5000.00	3500.00
S.STEEL DEGHCHI MEDIUM SIZE ***	EACH	450.00	700.00	480.00	490.00	600.00	500.00	500.00
ALUMINIUM COOKING PAN (DEGCHI) MED SIZE	EACH	450.00	360.00	370.00	380.00	450.00	460.00	450.00
NON STICK COOKING PAN (DEGCHI) SUP. QLTY	EACH	500.00	1000.00	550.00	560.00	550.00	560.00	900.00
FRYING PAN STEEL AVG. QLTY MED. SIZE	EACH	200.00	350.00	260.00	260.00	300.00	440.00	190.00
TAWA IORN (MEDIUM SIZE) AVG. QLTY	EACH	218.75	350.00	250.00	250.00	300.00	400.00	190.00
S.STEEL PLATE A.QLTY.(M.SIZE)	EACH	40.63	80.00	55.00	60.00	70.00	120.00	60.00
TABLE SPOON S.STEEL SUP.QLTY.	DOZEN	250.00	320.00	250.00	280.00	350.00	450.00	250.00
WATER SET JUG+6 GLASSES (OMROC)	SET	350.00	480.00	350.00	370.00	550.00	370.00	600.00
TEA SET PAK. CHINAWARE 21 PCS.	SET	950.00	1700.00	1250.00	1450.00	1750.00	1450.00	2000.00
DINNER SET PLASTIC 72 PIECES SUPERIOR QLTY	SET	3000.00	5000.00	2600.00	2200.00	6250.00	2800.00	6200.00
HOTPOT SET PLASTIC 3 PCS.	SET	1012.50	1200.00	1000.00	1000.00	1500.00	1450.00	1200.00
BUCKET(BALTI) PLASTIC MED.SIZ	EACH	270.00	700.00	280.00	275.00	300.00	450.00	300.00
LOTA PLASTIC (MED SIZE) AVERAGE QUALITY	EACH	50.00	60.00	50.00	50.00	67.50	55.00	50.00
PRESURE COOKER 4 LTR.	EACH	900.00	1800.00	850.00	900.00	1500.00	1000.00	1300.00
WATER COOLER 9/10 LTR.PLASTIC ***	EACH	400.00	800.00	500.00	525.00	600.00	500.00	500.00
THERMOS STARVAC 1 LTR	EACH	300.00	500.00	350.00	350.00	650.00	460.00	500.00
BULB PHILIPS 100-WATTS	EACH	30.00	32.00	30.00	30.00	30.00	30.00	35.00
TUBE LIGHT PHILIPS 40 WATTS	EACH	100.00	110.00	110.00	110.00	97.50	95.00	120.00
ELECTRIC BLUBS "0" WATTE LOCAL	EACH	25.00	25.00	20.00	20.00	22.00	20.00	20.00
ELECTRIC BLUB ENERGY SAVER 14 WATTS	EACH	160.00	160.00	110.00	110.00	155.00	175.00	120.00
WASHING SOAP 250 GMS SPECIFY BRAND NAME	EACH	30.00	35.00	27.00	25.00	30.00	35.00	30.00
SURF EXCEL 400 GMS POLY BAG	EACH	125.00	125.00	125.00	125.00	125.00	125.00	125.00
WASHING POWDER 1000 GRM	EACH	185.00	175.00	175.00	175.00	185.00	185.00	185.00
WASHING POWDER (WHEEL/ BONUS) 100 GRAMS	EACH	95.00	90.00	85.00	85.00	95.00	85.00	90.00
CLEANSER POWDER VIM 1000 GM	PKT.	72.22	72.22	66.67	66.67	72.22	66.67	66.67
FINIS 500 ML	BOTTLE	225.00	200.00	125.00	125.00	180.00	165.00	180.00
PHNYLE TYPHONE/FINIS/CARRANITE 3 LITRES	BOTTLE	120.00	150.00	110.00	110.00	130.00	120.00	140.00
HARPIC	BOTTLE	135.00	125.00	125.00	125.00	135.00	135.00	125.00
BOOT POLISH CHERRY/KIWI 50ML	EACH	111.11	100.00	80.00	80.00	100.00	100.00	100.00
ROBIN BLUE (35 GRAMS)	PKT.	25.67	35.00	30.00	30.00	30.00	30.00	45.00
TISSU PAPER PERFUMED 100 PCS.	PKT	100.00	100.00	90.00	90.00	100.00	100.00	95.00
TOILET PAPER ROLL (R.PETEL)	P/ROLL	32.00	40.00	35.00	35.00	35.00	35.00	30.00
BOOT POLISH LIQUID CHEERY BLOSSOM KIWI 75 ML	BOTTLE	135.00	120.00	120.00	120.00	120.00	120.00	130.00
MATCH BOX SMALL	EACH	2.00	2.00	2.00	2.00	2.00	2.00	2.00
DRY CELL 1.5 VOLT(LOCAL)	EACH	15.00	25.00	20.00	20.00	25.00	20.00	25.00
HAND STITCHING NEEDLE M.SIZE	PACKET	6.00	8.00	5.00	5.00	10.00	9.00	6.00
SEWING MACHINE NEEDLE (SINGER)	EACH	6.00	8.00	5.00	5.00	8.00	7.00	5.00
HOUSEHOLD SERVANT FEMALE P/T	P/MNTH	950.00	2000.00	600.00	800.00	1500.00	1250.00	1500.00
MARRIAGE HALL WITH FURNITURE	P/HEAD	95.63	70.00	90.00	60.00	100.00	150.00	60.00
SEPTRAN TABLETS	10TAB.	15.00	15.00	15.00	15.00	15.00	15.00	15.00
BRUFEN TABS 200-MG.	10TAB.	10.00	10.00	10.00	10.00	10.00	10.00	10.00
PANADOL TAB. EXTRA/PLAIN	10TAB.	10.00	10.00	10.00	10.00	10.00	10.00	10.00
DISPRIN TAB.	10TAB.	10.00	10.00	10.00	10.00	10.00	10.00	10.00
TRISIL TAB.	10 TAB	10.00	10.00	10.00	10.00	10.00	10.00	10.00
FLAGYL TAB. 200 MG.	10TAB.	10.00	10.00	10.00	10.00	10.00	10.00	10.00
VENTOLIN TAB. 2MG.	10TAB.	9.00	9.00	9.00	9.00	9.00	9.00	9.00
DAONIL TAB. 5 MG.	10TAB.	17.00	17.00	17.00	17.00	17.00	17.00	17.00

Contd.

7.11 Intercity Consumer Prices January, 2015

Description	Unit	Hyder- abad	Nawab- shah	Mirpur-khas	Mithi	Sukkar	Larkana	Dadu
ENTOX TAB.	10TAB.	10.00	10.00	10.00	10.00	10.00	10.00	10.00
RENITEC TAB. 5 MG.	10TAB.	59.00	59.00	59.00	59.00	59.00	59.00	59.00
CAC. 1000 TAB	BOTTLE	122.00	122.00	122.00	122.00	122.00	122.00	122.00
AMOXIL CAPSOLE 250 MG.S	10CAP.	36.00	36.00	36.00	36.00	36.00	36.00	36.00
CALCIUM SYRUP SANDOZ	BOTTLE	64.00	64.00	64.00	64.00	64.00	64.00	64.00
LEDERPLEX SYRUP	BOTTLE	35.00	35.00	35.00	35.00	35.00	35.00	35.00
SANCOS SYRUP (50 ML.)	BOTTLE	30.00	30.00	30.00	30.00	30.00	30.00	30.00
PHENERGAN SYRUP 120 ML.	BOTTLE	33.00	33.00	33.00	33.00	33.00	33.00	33.00
CALPOL SYRUP 60 ML.	BOTTLE	28.00	28.00	28.00	28.00	28.00	28.00	28.00
HYDRYLLIN SYRUP 120 ML.	BOTTLE	65.00	65.00	65.00	65.00	65.00	65.00	65.00
POLYFAX EYE OINTMENT	TUBE	21.00	21.00	21.00	21.00	21.00	21.00	21.00
BETNESOL EYE DROPS	BOTTLE	33.89	33.89	33.89	33.89	33.89	33.89	33.89
EAR DROPS (CARDISPORINE) ***	BOTTLE	21.00	21.00	21.00	21.00	21.00	21.00	21.00
BETNOVATE-N OINTMENT 5 GMS	TUBE	16.00	16.00	16.00	16.00	16.00	16.00	16.00
BURNOL CREAM 30 GRM	TUBE	16.00	16.00	16.00	16.00	16.00	16.00	16.00
VICKS VAPORUB/BALM	BOTTLE	36.00	36.00	36.00	36.00	36.00	36.00	36.00
GLYCRINE SMALL BOTTLE	BOTTLE	25.00	25.00	20.00	15.00	15.00	15.00	27.50
JOUHAR JOSHANDA	PKT.	8.00	6.00	6.00	6.00	8.00	6.00	6.00
GALXOS-D (450 GRMS)	PKT.	157.50	151.88	151.88	151.88	157.50	157.50	151.88
GRIPE-WATER WOODWARDS	BOTTLE	50.00	50.00	50.00	50.00	55.00	50.00	50.00
SANIPLAST ONE PUTTY	EACH	2.00	2.00	1.00	1.00	2.00	2.00	2.00
O.R.S. (NIMCOL)	PKT.	15.00	15.00	15.00	15.00	15.00	15.00	15.00
DETTOL (MEDIUM)	BOTTLE	46.80	46.80	46.80	46.80	46.80	46.80	46.80
COTTON BANDAGE 2" - 4"	EACH	6.00	8.00	15.00	15.00	12.50	15.00	10.00
THERMOMETER CHINA	EACH	30.00	40.00	40.00	35.00	40.00	35.00	50.00
DOCTOR (MBBS) CLINIC FEE	P/PAT.	100.00	200.00	100.00	100.00	100.00	300.00	150.00
URINE TEST (DR) CHARGES	P/TEST	90.00	140.00	70.00	70.00	170.00	100.00	50.00
BLOOD TEST (CP) CHARGES	P/TEST	212.50	300.00	200.00	200.00	290.00	200.00	200.00
SUGAR TEST (RANDOM/FASTING BOTH) CHARGES	P/TEST	160.00	240.00	200.00	200.00	200.00	240.00	120.00
ECG CHARGES	P/TEST	213.13	350.00	200.00	200.00	350.00	200.00	200.00
X-RAY (CHEST) CHARGES	P/X-RAY	209.38	400.00	200.00	200.00	300.00	350.00	200.00
CAR SUZUKI 800 CC (W/O. A/C)	EACH	625000.00	625000.00	625000.00	0.00	625000.00	632000.00	0.00
CAR SUZUKI 1000 CC	EACH	1034000.00	1044000.00	1044000.00	0.00	0.00	0.00	0.00
CAR TOYOTA 1300 CC	EACH	1561500.00	1568000.00	0.00	0.00	0.00	0.00	0.00
CAR HONDA CIVIC	EACH	0.00	2033000.00	0.00	0.00	0.00	0.00	0.00
MOTORCYCLE HONDA CD-70.	EACH	69900.00	69000.00	68000.00	68500.00	70000.00	70000.00	69000.00
MOTORCYCLE YAMAHA 100CC.	EACH	79300.00	79300.00	0.00	0.00	78500.00	79300.00	0.00
MOTOR CYCLE HERO 70 CC	EACH	43000.00	44000.00	44500.00	0.00	43000.00	42500.00	0.00
BICYCLE WITH TYRES & TUBES	EACH	7550.00	9300.00	7500.00	7900.00	7600.00	7900.00	7000.00
TYRE CAR WITH TUBE GENERAL	EACH	2800.00	3800.00	3300.00	3400.00	3200.00	3800.00	4000.00
TYRE MOTOR CYCLE WITHOUT TUBE	EACH	950.00	1210.00	1250.00	1280.00	1200.00	1300.00	1300.00
TYRE CYCLE SPECIFY BRAND NAME	EACH	325.00	400.00	400.00	415.00	350.00	415.00	420.00
TYRE CAR W/O TUBE	EACH	2700.00	3200.00	3200.00	3200.00	2700.00	3200.00	3600.00
PETROL SUPER	LITRE	78.28	78.28	78.28	78.28	78.28	78.28	78.28
HIGH SPEED DIESEL HSD	LITRE	86.23	86.23	86.23	86.23	86.23	86.23	86.23
CNG	K.G.	71.50	0.00	71.50	0.00	71.50	71.50	71.50
GAS CYLINDER STAND. SIZE	EACH	1430.00	1650.00	1500.00	1550.00	1540.00	1430.00	1870.00
MOTOR CYCLE SERVICE CHARGES	EACH	250.00	250.00	250.00	250.00	250.00	350.00	250.00
CAR SERVICE CHARGES	EACH	350.00	500.00	300.00	300.00	350.00	550.00	400.00
TYRE PUNCTURE CHARGES	EACH	60.00	60.00	60.00	50.00	70.00	75.00	80.00
CYCLE OVERHAULING CHARGES	EACH	250.00	275.00	200.00	200.00	200.00	300.00	200.00
CAR TAX FOR 800CC TO 1300CC	YEARLY	1750.00	1750.00	1750.00	1750.00	1750.00	1750.00	1750.00
TRAIN FARE ECO. 1-100 KM.	P/KM.	0.68	0.68	0.68	0.00	0.68	0.68	0.68
TRAIN FARE ECO. 101-500 KM.	P/KM.	0.98	0.98	0.98	0.00	0.98	0.98	0.98
TRAIN FARE ECO. > 500 KM.	P/KM.	0.89	0.89	0.89	0.00	0.89	0.89	0.89
TRAIN FARE IST SLP. 1-100KM	P/KM.	2.10	2.10	2.10	0.00	2.10	2.10	2.10
TRAIN FARE IST SLP.101-500 KM	P/KM.	2.59	2.59	2.59	0.00	2.59	2.59	2.59
TRAIN FARE IST SLP. > 500 KM	P/KM.	1.99	1.99	1.99	0.00	1.99	1.99	1.99
TRAIN FARE A/C SLP. 1-100KM.	P/KM	5.76	5.76	5.76	0.00	5.76	5.76	5.76
TRAIN FARE A/C SLP.101-500KM	P/KM.	4.59	4.73	4.59	0.00	4.59	4.59	4.59
TRAIN FARE A/C SLP > 500KM.	P/KM	4.16	4.16	4.16	0.00	4.16	4.16	4.16

Contd.

7.11 Intercity Consumer Prices January, 2015

Description	Unit	Hyder- abad	Nawab- shah	Mirpur-khas	Mithi	Sukkar	Larkana	Dadu
PLATEFORM TICKET	EACH	10.00	10.00	10.00	0.00	10.00	10.00	10.00
AUTO RICKSHAW FARES	KM/MIN	40.00	80.00	60.00	90.00	80.00	50.00	40.00
FULL TONGA CHARGES	KM/MIN	60.00	35.00	40.00	0.00	80.00	65.00	0.00
TAXI 4 SEATER FARE	KM/MIN	60.00	100.00	90.00	90.00	80.00	60.00	60.00
BUS FARE MIN (WITHIN CITY)	TICKET	10.00	0.00	10.00	0.00	0.00	0.00	0.00
BUS FARE MAX (WITHIN CIT	TICKET	15.00	0.00	15.00	0.00	0.00	0.00	0.00
BUS FARE OUTSIDE CITY	P/KM.	0.88	0.88	0.88	0.88	0.88	0.88	0.88
A/C BUS FARE OUTSIDE CITY	P/KM.	1.50	1.50	1.50	1.50	1.50	1.50	1.50
MINIBUS FARE MIN.WITH IN CITY	TICKET	10.00	0.00	0.00	0.00	0.00	0.00	0.00
MINIBUS FARE MAX.WITH IN CITY	TICKET	16.00	0.00	0.00	0.00	0.00	0.00	0.00
SUZUKI FARE MIN.WITH IN CITY	TICKET	10.00	0.00	10.00	0.00	7.00	10.00	0.00
SUZUKI FARE MAXIMUM W.IN CITY	TICKET	15.00	0.00	10.00	0.00	15.00	10.00	0.00
AIR FARE ECONOMY CLASS.	P/KM.	19.26	19.26	0.00	0.00	19.26	19.26	0.00
POSTAL ENVELOPE DOMESTIC	EACH	8.00	8.00	8.00	8.00	8.00	8.00	8.00
ENVELOPE FOR SAUDI ARABIA	EACH	50.00	50.00	50.00	50.00	50.00	50.00	45.00
POSTAL REGISTRATION CHARGES	EACH	28.00	28.00	28.00	28.00	28.00	28.00	28.00
U.M.S. REG CHARGES MIN.	EACH	59.00	58.00	58.00	58.00	59.00	58.00	58.00
T.C.S. CH. MIN.WITH IN ZONE	EACH	110.00	110.00	110.00	110.00	110.00	110.00	110.00
TELEPHONE CHARGES LOCAL CALL	P/CALL	3.94	3.94	3.94	3.94	3.94	3.94	3.94
TEL CHARGES OUT SIDE CITY	P/CALL	3.94	3.94	3.94	3.94	3.94	3.94	3.94
INTERNET CHARGES	P/HOUR	25.00	30.00	20.00	20.00	30.00	20.00	30.00
MOBILE CELL CHARGES	P/UNIT	3.00	3.06	3.00	3.00	3.00	3.50	3.06
FAX CHARGES (LOCAL)	P/PAGE	20.00	15.00	15.00	20.00	20.00	20.00	20.00
TELEPHONE SET AV. QLTY	EACH	500.00	500.00	600.00	650.00	575.00	875.00	550.00
MOBILE SET NOKIA/SONY/ERICSON/SAMSUNG WITHOUT CAMERA	EACH	2200.00	2500.00	2250.00	2300.00	2700.00	3200.00	2400.00
T.V. 20" COLORED WEGA H-A21.	EACH	17300.00	18000.00	18000.00	18000.00	17500.00	20500.00	17000.00
T.V 20" COLOR CHINA/KORIA)	EACH	10750.00	11000.00	10000.00	10000.00	12000.00	9000.00	11000.00
V.C.P. PANASONIC/LG/NAT	EACH	5000.00	5000.00	6000.00	6000.00	5600.00	4800.00	4500.00
DVD/VCD PLAYER PANASONIC/LG	EACH	3500.00	5000.00	3500.00	3000.00	4500.00	3000.00	2750.00
RADIO WITH C.PLAYER NATIONAL	EACH	3500.00	3500.00	1500.00	1500.00	2000.00	2900.00	2000.00
PERSONNEL COMPUTER (BRANDED)	EACH	31200.00	58000.00	46000.00	46000.00	45000.00	45000.00	27000.00
VID. CASSETTE BLK. TDK/SONY	EACH	120.00	200.00	120.00	120.00	140.00	170.00	160.00
COM. C.D. (TDK/IMATION)	EACH	80.00	60.00	50.00	55.00	50.00	55.00	40.00
TAPE RECORDER CASSETTE BLANK	EACH	60.00	50.00	50.00	55.00	50.00	55.00	50.00
VIDEO GAME SEGA 16 BYTE	EACH	1000.00	1100.00	1800.00	0.00	1200.00	1500.00	1150.00
CINEMA A/C. HIGH CLASS	TICKET	60.00	0.00	30.00	0.00	0.00	0.00	0.00
CINEMA NON-A/C HIGH CLASS	TICKET	40.00	50.00	20.00	0.00	0.00	60.00	20.00
CABLE CHARGES	P/MONT	300.00	250.00	300.00	200.00	300.00	375.00	300.00
TV.LICENCE FEE DOMESTIC	YEARLY	420.00	420.00	420.00	420.00	420.00	420.00	420.00
ENGLISH BOOK CLASS V1	EACH	35.10	35.10	35.10	35.10	35.10	35.10	35.10
ENGLISH BOOK CLASS IX OR X	EACH	40.30	40.30	40.30	40.30	40.30	40.30	40.30
ENG. BOOK IST.YR COMPLETE SET	EACH	118.15	118.15	118.15	118.15	118.15	118.15	118.15
ENGLISH BOOK BA/B.SC	EACH	150.00	150.00	150.00	150.00	150.00	150.00	150.00
URDU BOOK CLASS V (T.B.BORD)	EACH	54.10	54.10	54.10	54.10	54.10	54.10	54.10
URDU BOOK CLASS IX/X(T.B.B)	EACH	50.55	50.55	50.55	50.55	50.55	50.55	50.55
URDU BOOK IST.YEAR/INTER	EACH	43.30	43.30	43.30	43.30	43.30	43.30	43.30
URDU BOOK BA/B.SC	EACH	120.00	120.00	120.00	120.00	120.00	120.00	120.00
MATHS BOOK CALSS V (T.B.B)	EACH	50.90	50.90	50.90	50.90	50.90	50.90	50.90
MATHS BOOK CLASS IX OR X	EACH	187.20	187.20	187.20	187.20	187.20	187.20	187.20
MATHS BOOK IST.YEAR (T.B.B)	EACH	112.45	112.45	112.45	112.45	112.45	112.45	112.45
PAKISTAN STUDIES BOOK BA/B.SC	EACH	125.00	125.00	125.00	125.00	125.00	125.00	125.00
DAILY "DAWN"	P/COPY	19.00	19.00	19.00	19.00	19.00	19.00	19.00
DAILY "JANG"	P/COPY	12.00	12.00	12.00	12.00	12.00	12.00	12.00
DAILY "NAWA-E-WAQT"	P/COPY	12.00	12.00	12.00	12.00	12.00	12.00	12.00
WEEKLY "AKHBAR-E-JAHAN"	P/COPY	55.00	55.00	55.00	55.00	55.00	55.00	55.00
WEEKLY "MAG"	P/COPY	45.00	45.00	45.00	45.00	45.00	45.00	45.00
MONTHLY "NAUNEHAL DIGEST"	P/COPY	35.00	35.00	35.00	35.00	35.00	35.00	35.00
PAPER FOOLSCAPE (27"x17")	QUIRE	30.00	27.00	30.00	25.00	45.00	50.00	35.00
EXERCISE.BOOK LINED 80/100 PGS	EACH	18.00	30.00	15.00	15.00	40.00	20.00	20.00
PENCILGOLDFISH/DEER	EACH	6.00	6.00	5.00	5.00	6.00	6.00	5.00
PEN INK DOLLOR 57 ML BOTTLE	EACH	20.00	20.00	25.00	25.00	25.00	25.00	20.00

Contd.

7.11 Intercity Consumer Prices January, 2015

Description	Unit	Hyder- abad	Nawab- shah	Mirpur-khas	Mithi	Sukkar	Larkana	Dadu
PHOTOSTATE PAPER 70 GM	PRT	225.00	360.00	300.00	325.00	400.00	340.00	340.00
BALL PEN (local)	EACH	6.00	7.00	5.00	5.00	7.00	5.50	8.00
FOUNTAIN PEN HERO/WINGS/CHINA	EACH	25.00	50.00	20.00	25.00	40.00	42.50	30.00
PRIVATE SCHOOL FEE ENGLISH MED. AVG. STANDARD (CLASS I)	P/MONTH	912.50	1550.00	500.00	350.00	700.00	775.00	1665.00
PRIVATE SCHOOL FEE ENGLISH MED. AVG. STANDARD (CLASS V)	P/MONTH	918.75	1550.00	700.00	450.00	900.00	775.00	1665.00
PRIVATE SCHOOL FEE ENGLISH MED. AVG. STANDARD (CLASS VI)	P/MONTH	862.50	1550.00	800.00	500.00	900.00	775.00	1965.00
PRIVATE SCHOOL FEE ENGLISH MED. AVG. STANDARD(CLASS X)	P/MONTH	1162.50	2000.00	1000.00	500.00	1100.00	775.00	2100.00
PRIVATE MEDICLE COLLEGE FEE MBBS (1ST YEAR)	P/MONTH	50000.00	0.00	29166.00	0.00	0.00	0.00	0.00
PRIVATE ENGINEERING COLLEGE FEE (ISTR YEAR)	P/MONTH	0.00	0.00	0.00	0.00	0.00	0.00	0.00
GOVT. COLLEGE FEE 1ST YEAR	MONTH	35.00	40.00	35.00	35.00	35.00	35.00	35.00
GOVT. COLLEGE FEE 4TH. YEAR	MONTH	75.00	67.50	67.50	70.00	67.50	75.00	75.00
GOVT. UNIVERSITY FEE MSC.	MONTH	385.00	1550.00	354.17	354.17	0.00	0.00	354.17
GOVT. MED. COLLEGE FEE MBBS	MONTH	2200.00	2000.00	0.00	2000.00	2000.00	4200.00	2000.00
GOVT. ENGG. COLL. FEE I YEAR	MONTH	1000.00	333.33	0.00	0.00	0.00	1500.00	0.00
COACHING FEE FOR CLASS IX/X	P/MONTH	500.00	1200.00	500.00	600.00	1000.00	600.00	500.00
COACHING CHARGES FOR CLASS 1ST YEAR/INTER (SCIENCE)	P/MONTH	1000.00	1200.00	800.00	700.00	2000.00	700.00	500.00
COACHING CHARGES FOR CLASS 1ST YEAR/INTER (COMMERCE)	P/MONTH	600.00	1200.00	600.00	600.00	1080.00	600.00	500.00
I.T. TUITION FEES	P/MONTH	2000.00	1600.00	0.00	0.00	1500.00	1500.00	600.00
MBA TUITION FEES	P/MONTH	2500.00	0.00	0.00	0.00	6300.00	2500.00	0.00
BREAD TANDOORI ST. SIZE	EACH	10.00	7.00	7.00	7.00	8.00	7.00	6.00
COOKED MUTTON (AV. HOTEL)	PLATE	123.75	150.00	100.00	100.00	115.00	100.00	70.00
COOKED BEEF (AV. HOTEL)	PLATE	65.00	70.00	70.00	50.00	100.00	70.00	50.00
COOKED DAL (AV. HOTEL)	PLATE	41.25	60.00	50.00	50.00	50.00	60.00	40.00
CHICKEN BIRYANI FULL/DOUBLE	PLATE	90.00	100.00	90.00	90.00	150.00	190.00	120.00
TEA PREPARED (ORDINARY)	CUP	20.00	20.00	25.00	25.00	20.00	22.50	20.00
HAIRCUT CHARGES FOR MEN	P/CUT	62.50	100.00	50.00	50.00	60.00	95.00	50.00
BEAUTY PORL HAIR STYL CHARGE	P/STY.	193.75	250.00	150.00	100.00	175.00	325.00	250.00
SHAVING CHARGES	PER SHV	27.50	50.00	20.00	20.00	35.00	50.00	30.00
LIPSTICK S.MISS/MEDORA	EACH	110.00	120.00	110.00	110.00	100.00	110.00	90.00
NAIL POLISH S.MISS/MEDORA	EACH	60.00	95.00	80.00	80.00	85.00	80.00	50.00
PERFUME MED.SIZE MEDORA/BROACH	EACH	120.00	175.00	190.00	210.00	120.00	210.00	185.00
HAIR-OIL AMLA/CHAMBELI	BOTTLE	110.00	100.00	110.00	110.00	120.00	110.00	110.00
TOILET SOAP LUX 95 GRAMS	EACH	40.38	40.38	40.38	40.38	40.38	40.38	40.38
TOILET SOAP LIFEBOUY 140 GRM	EACH	36.00	36.00	36.00	36.00	36.00	36.00	36.00
TOILET SOAP SAFEGUARD BATH SIZE	EACH	48.00	48.00	48.00	48.00	48.00	48.00	48.00
TOOTHPASTE MACKLINES 70 GRM	EACH	50.00	50.00	50.00	50.00	50.00	50.00	50.00
TOOTHPAST MED SIZE CLGATE 70 GMS	EACH	60.67	60.67	60.67	60.67	60.67	60.67	60.67
TOOTHBRUSH SHEILD A/PLAUQUE	EACH	35.00	40.00	35.00	40.00	40.00	40.00	35.00
TOOTHPOWDER DENTONIC 90 GRM	EACH	28.00	25.00	25.00	25.00	28.00	25.00	25.00
HAIR-COLOUR BEGIN (6 GMS)	EACH	95.00	90.00	96.00	96.00	100.00	95.00	90.00
HAIR COLOUR (KALAKOLA)	BOTTLE	120.00	120.00	120.00	120.00	130.00	120.00	120.00
FACECREAM PONDS (MEDIUM)	EACH	110.00	110.00	110.00	110.00	120.00	110.00	110.00
TALC POWDER VICE ROAY,B.CAT	EACH	130.00	130.00	130.00	135.00	130.00	150.00	140.00
BLADE TREET ORDINARY 10'S	PKT.	35.00	40.00	35.00	30.00	45.00	45.00	40.00
BLADE 7-O-CLOCK STAIN. 5'S	PKT.	30.00	40.00	30.00	32.00	30.00	32.50	35.00
SHAMPOO SUNSILK/PAINTIN 100 ML	BOTTLE	110.00	110.00	110.00	110.00	95.00	110.00	110.00
BEAUTY CREAM (FAIR & LOVELY)	EACH	155.00	155.00	155.00	155.00	155.00	155.00	155.00
HAIR REMOVING CREAM (EU-CREAM)	TUBE	60.00	60.00	60.00	60.00	65.00	60.00	60.00
GEL MEDIUM SIZE	BOTTLE	55.00	67.50	55.00	75.00	70.00	75.00	120.00
DISPOSABLE RAZOR GILLET-II	EACH	40.00	35.00	35.00	35.00	40.00	37.50	35.00
SHAVING CREAM TOUCH-ME/ADM.	EACH	55.00	55.00	55.00	60.00	55.00	60.00	60.00
GOLD TEZABI 24 CT	10 GM.	40800.00	40462.00	40548.00	40548.00	41500.00	40291.00	40715.00
SILVER TEZABI 24 CT	10 GM.	700.00	600.00	591.00	591.00	700.00	660.00	630.00
ARTIFICIAL JEWELLARY SET	SET	400.00	1700.00	350.00	500.00	600.00	900.00	250.00
WRIST WATCH GENTS CITIZEN (ORIGINAL) ***	EACH	3100.00	3750.00	2500.00	2600.00	2600.00	3000.00	2500.00
WRIST WATCH LADIES CITIZEN (ORIGINAL) ***	EACH	3050.00	3750.00	2500.00	2600.00	2500.00	2500.00	2500.00
WALL CLOCK QUARTZ AV.QLTY	EACH	312.50	500.00	350.00	300.00	475.00	450.00	200.00
SUITCASE REXIN (24"x16"x6")	EACH	750.00	1600.00	800.00	850.00	1275.00	1100.00	900.00
TRUNK MEDIUM SIZE ***	EACH	1050.00	1600.00	1000.00	950.00	2000.00	1000.00	1150.00
PURSE LADIES (LEATHER) AVERAGE QUALITY	EACH	375.00	800.00	500.00	450.00	600.00	960.00	300.00

7.11 Intercity Consumer Prices January, 2015

Description	Unit	Peshawar	Mardan	Abbotta- bad	Bannu	D.I. Khan	Mingora
WHEAT	10 KG.	370.00	370.00	425.00	350.00	340.00	345.00
WHEAT FLOUR FINE/SUPERIOR.	KG.	45.00	42.00	50.00	44.00	41.00	50.00
WHEAT FLOUR AVG. QLTY	KG.	39.50	38.50	45.00	41.00	37.00	45.00
WHEAT FLOUR BAG	10 KG.	389.17	380.00	427.50	415.00	410.00	390.00
MAIDA	KG.	55.42	53.50	56.25	65.00	50.00	55.00
SUJI	KG.	55.33	50.00	56.25	55.00	50.00	57.50
BESAN AV. QLTY.	KG.	83.33	85.00	80.00	85.00	80.00	80.00
RICE BASMATI SUP. QLTY.	KG.	132.50	132.50	150.00	125.00	115.00	122.50
RICE BASMATI 385/386	KG.	110.83	110.00	120.00	120.00	100.00	75.00
RICE BASMATI BROKEN AV.QLTY	KG.	69.17	78.75	87.50	51.00	65.00	57.50
RICE IRRRI-6 (SINDH/PUNJAB)	KG.	45.00	47.50	51.25	52.50	65.00	48.75
VERMICELLI	KG.	74.17	80.00	85.00	70.00	70.00	80.00
BREAD PLAIN MEDIUM SIZE	EACH	35.00	35.00	35.00	35.00	30.00	35.00
RUSK (PAPAY)	KG.	175.00	200.00	150.00	140.00	140.00	300.00
BISCUITS-PACKED	PKT	35.00	35.00	35.00	35.00	35.00	35.00
BISCUIT-BAKERY (LOOSE)	250 GM	65.83	60.00	50.00	52.50	55.00	65.00
CORNFLAKS FAUJI 225 GM.	PKT	171.00	207.00	166.50	110.00	165.00	170.00
SAMOSA (VEGATABLE)	EACH	6.67	8.00	10.00	17.50	10.00	10.00
PASTRY AV.QLTY.	EACH	24.17	30.00	17.50	20.00	25.00	20.00
PATTIES (VEGATABLES)	EACH	23.33	22.50	20.00	30.00	20.00	15.00
NIMCO	250 GM	53.33	60.00	60.00	50.00	50.00	50.00
CHIPS	250 GM	56.67	50.00	80.00	85.00	55.00	60.00
BEEF WITH BONE AV.QLTY.	KG	278.33	270.00	257.50	280.00	270.00	280.00
MUTTON AV.QLTY.	KG	595.00	495.00	500.00	500.00	550.00	400.00
CHICKEN FARM BROILER (LIVE)	KG	166.00	180.00	165.00	182.00	156.00	210.00
FISH-RAHU MEDIUM SIZE	KG	240.00	230.00	235.00	300.00	280.00	250.00
MILK FRESH (UNBOILED)	LTR.	72.50	72.50	72.50	72.50	70.00	80.00
CURD	KG.	80.00	82.50	80.00	82.50	80.00	95.00
MILK TETRA PACK 1/2 LTR.	PKT.	60.00	60.00	70.00	56.00	60.00	55.00
LACTOGEN 400 GRAMS	PKT.	425.00	425.00	425.00	425.00	425.00	425.00
POWDER MILK NIDO 400GM.	PKT	350.00	350.00	350.00	350.00	350.00	350.00
MILK POWDER LOOSE/PACKED	KG.	540.00	450.00	516.67	525.00	430.00	625.00
BUTTER LOCAL PACKED	50 GM.	25.00	25.00	25.00	40.00	35.00	25.00
EGGS FARM	DOZ	119.58	120.00	108.00	120.00	120.00	120.00
MUSTARD OIL AV.QLTY.	KG.	221.67	210.00	250.00	190.00	190.00	220.00
COOKING OIL (DALDA)	2.5LTR	520.00	520.00	535.00	540.00	540.00	531.25
COOKING OIL (PAKWAN) OTHER BRAND SPECIFY	2.5 LTR	381.67	436.00	440.00	470.00	492.00	340.00
VEGETABLE GHEE TIN	2.5KG.	485.00	485.00	510.00	510.00	500.00	420.00
VEGETABLE GHEE (LOOSE)	KG.	156.67	157.50	170.00	165.00	157.50	160.00
DATES AV.QLTY.	KG.	190.00	165.00	220.00	207.50	185.00	185.00
PISTACHIO AV.QLTY.	50 GM.	77.50	90.00	90.00	80.00	60.00	110.00
ALMONDS WHOLE AV.QLTY.	KG.	700.00	700.00	400.00	500.00	400.00	660.00
COCONUT DRY AV.QLTY.	KG.	280.00	290.00	300.00	240.00	300.00	260.00
RAISINS AV.QLTY.	50 GM.	22.83	17.50	19.00	12.50	14.50	25.00
GROUNDNUTS (WITH SHELL)	KG.	174.17	155.00	200.00	140.00	170.00	150.00
MALTA/MOSAMBI	DOZ	123.33	110.00	110.00	100.00	150.00	145.00
KINNU	DOZ	86.67	75.00	52.50	55.00	80.00	75.00
APPLE	KG	113.33	107.50	90.00	115.00	130.00	135.00
ALOO BUKHARA	KG	0.00	0.00	0.00	0.00	0.00	0.00
POMEGRANATE (ANNAR)	KG	200.00	145.00	170.00	275.00	200.00	200.00
GRAPES	KG	0.00	0.00	0.00	0.00	0.00	0.00
BANANAS	DOZ	56.67	75.00	65.00	57.50	55.00	60.00
MANGO KALMI	KG	0.00	0.00	0.00	0.00	0.00	0.00
GUAVA	KG	86.67	70.00	55.00	60.00	75.00	80.00
WATERMELON (TURBOOZ)	KG	0.00	0.00	0.00	0.00	0.00	0.00
MUSKMELON (KHARBOOZA)	KG	0.00	0.00	0.00	0.00	0.00	0.00
SWEETMELON (GARMA)	KG	0.00	0.00	0.00	0.00	0.00	0.00
PULSE MASOOR (WHOLE)	KG.	130.83	135.00	125.00	140.00	110.00	110.00
PULSE MASOOR (WASHED)	KG.	130.83	135.00	125.00	140.00	120.00	120.00
PULSE MOONG (WASHED)	KG.	160.42	165.00	172.50	167.50	170.00	150.00

Contd.

7.11 Intercity Consumer Prices January, 2015

Description	Unit	Peshawar	Mardan	Abbotta- bad	Bannu	D.I. Khan	Mingora
PULSE MASH (WASHED)	KG.	161.67	165.00	165.00	150.00	160.00	150.00
PULSE GRAM	KG.	82.92	80.00	75.00	80.00	80.00	80.00
GRAM WHOLE BLACK AV. QLTY.	KG.	90.00	90.00	75.00	55.00	51.00	70.00
GRAM WHOLE YELLOW AV. QLTY	KG.	100.00	105.00	100.00	95.00	110.00	105.00
BEANS (LAL LOBIA)	KG.	115.83	105.00	155.00	107.50	140.00	125.00
POTATOES	KG	31.67	27.50	28.00	30.00	30.00	30.00
ONION	KG	27.50	20.00	25.00	20.00	22.50	30.00
TURNIP	KG	31.67	22.50	20.00	20.00	20.00	20.00
RADISH	KG	22.50	22.50	20.00	20.00	20.00	25.00
TOMATOES	KG	58.33	50.00	52.50	40.00	45.00	60.00
CABBAGE	KG	39.17	27.50	32.50	30.00	20.00	40.00
CAULIFLOWER	KG	39.17	35.00	40.00	40.00	30.00	50.00
BRINJAL	KG	0.00	0.00	0.00	0.00	0.00	0.00
PUMPKIN	KG	0.00	0.00	0.00	0.00	0.00	0.00
BOTTLEGOURD	KG	0.00	0.00	0.00	0.00	0.00	0.00
LADY FINGER	KG	0.00	0.00	0.00	0.00	0.00	0.00
PEAS	KG	91.67	80.00	81.25	70.00	50.00	105.00
SPINACH	KG	22.50	17.50	20.00	20.00	25.00	31.25
TINDA	KG	0.00	0.00	0.00	0.00	0.00	0.00
TURAI	KG	0.00	0.00	0.00	0.00	0.00	0.00
KARAILA	KG	0.00	0.00	0.00	0.00	0.00	0.00
ARVI	KG	0.00	0.00	0.00	0.00	0.00	0.00
CHILLIES GREEN	KG	96.67	80.00	100.00	100.00	75.00	80.00
CARROT	KG	31.67	30.00	30.00	25.00	25.00	30.00
COCUMBER (KHEERA)	KG	71.67	50.00	70.00	60.00	45.00	77.50
LEMON	250GM	25.00	20.00	20.00	27.50	20.00	20.00
SUGAR REFINED	KG.	54.83	55.50	56.00	54.00	55.00	59.00
GUR AV. QLTY	KG.	83.33	85.00	100.00	87.50	75.00	80.00
HONEY LANGANESE 500 GM.	BOTTLE	860.00	860.00	850.00	350.00	860.00	500.00
MILO 200 GM.	BOTTLE	170.00	170.00	200.00	200.00	220.00	200.00
CUSTARD POWDER RAFHAN 300 GM.	PKT	75.00	75.00	75.00	75.00	75.00	75.00
TOFFEE (HILAL)	EACH	1.50	1.50	1.00	1.00	1.00	1.00
CHOWKELATE CANDY (SMALL SIZE)	EACH	5.00	5.00	5.00	5.00	5.00	5.00
SWEETMEAT (MIXED)	KG	271.67	250.00	230.00	180.00	242.50	250.00
ICE CREAM WALLS	CUP.	40.00	40.00	40.00	40.00	40.00	40.00
ICE	KG	11.67	12.00	8.00	12.00	9.00	15.00
JAM AHMED/MITCHELLES	BOTTLE	135.00	140.00	130.00	110.00	130.00	120.00
SQUASH-MITCHELLES	BOTTLE	150.00	150.00	150.00	140.00	150.00	150.00
ROOH AFZA	BOTTLE	140.00	140.00	140.00	145.00	130.00	145.00
JAM-E-SHIREEN	BOTTLE	145.00	145.00	145.00	145.00	145.00	145.00
SAUNF	50 GM	20.00	17.50	20.00	15.00	12.00	10.00
CINAMON LOOSE AV. QLTY	50 GM.	20.00	20.00	27.50	30.00	20.00	20.00
CUMINSEED WHITE NATIONAL	50 GM.	54.00	54.00	52.00	52.00	52.00	50.00
PEPPER BLACK NATIONAL	50 GM.	96.00	96.00	96.00	96.00	96.00	96.00
CLOVES LOOSE AV. QLTY	50 GM.	113.33	120.00	125.00	100.00	60.00	85.00
CARDAMOM LARGE LOOSE AV. QLTY	50 GM.	185.83	180.00	140.00	90.00	90.00	85.00
CARDAMOM SMALL AV. QLTY	50 GM.	125.00	110.00	115.00	120.00	75.00	85.00
SALT-POWDERED (LAHORI) LOOSE	KG.	10.00	10.00	10.00	8.00	5.00	15.00
SALT POWDERED (NATIONAL/SHAN)	PKT	25.00	25.00	25.00	20.00	25.00	20.00
CHILLIES POWD.NATIONAL 200GM	PKT	105.00	105.00	105.00	105.00	105.00	105.00
CHILLIES POWDER LOOS	KG.	230.00	240.00	290.00	280.00	230.00	220.00
CORRIANDER SEED POWD.NATIONAL	PKT	78.00	78.00	88.00	77.00	88.00	104.00
CORRIANDER SEED (LOOSE)	KG.	250.00	250.00	290.00	280.00	200.00	230.00
TURMERIC POWD.NATIONAL 50GM	PKT.	35.00	35.00	35.00	35.00	35.00	39.00
CURRY POWD. NATIONAL 200 GM	PKT.	87.00	87.00	87.00	86.00	86.00	86.00
TOMATO KETCHUP AHMED/MITCHL	BOTTLE	91.67	90.00	80.00	70.00	100.00	105.00
PICKLES AHMED/MITCHELLES	BOTTLE	110.00	120.00	100.00	100.00	95.00	102.50
VINEGAR SYNTHETIC (SIRKA)	BOTTLE	78.33	60.00	75.00	40.00	47.50	86.25
GARLIC	KG	153.33	150.00	120.00	150.00	130.00	140.00
GINGER	KG	175.00	170.00	240.00	380.00	120.00	235.00

Contd.

7.11 Intercity Consumer Prices January, 2015

Description	Unit	Peshawar	Mardan	Abbotta- bad	Bannu	D.I. Khan	Mingora
TAPAL DANEDAR TEA 200GM PACKET	PKT	126.32	126.32	126.32	126.32	126.32	126.32
TEA LIPTON YELLOW LABEL 200GM.	PKT.	131.58	131.58	131.58	131.58	128.42	128.42
TEA LOOSE KENYA AV.QLTY 250GM.	PKT.	128.33	120.00	150.00	122.50	115.00	127.50
COFFEE-NESCAFE 75 GM. **	BOTTLE	300.00	300.00	330.00	280.00	320.00	330.00
COLD DRINK (STANDARD SIZ)	BOTTLE	25.00	25.00	21.25	25.00	25.00	25.00
FRUIT JUICE TETRA PACK	PKT.	15.00	15.00	17.50	17.50	20.00	27.50
MINERAL WATER NESTLE 1.5 LTR	BOTTLE	45.00	45.00	50.00	47.50	42.50	45.00
CIGARETTES K-2 10'S **	PKT	45.00	45.00	45.00	45.00	50.00	50.00
CIGARETTES CAPSTAN 10'S **	PKT	50.00	50.00	50.00	50.00	50.00	50.00
CIGARETTES GOLD LEAF 20'S	PKT	100.00	100.00	100.00	100.00	100.00	100.00
CIGARETTES MORVEN GOLD 20'S	PKT	50.00	50.00	50.00	50.00	50.00	50.00
BETEL LEAVES	50GM.	70.00	80.00	60.00	72.50	50.00	60.00
BETEL NUTS	KG.	416.67	425.00	270.00	290.00	280.00	400.00
LONG CLOTH 57" GUL AHMED/AL-KARAM	METER	300.00	300.00	200.00	170.00	220.00	185.00
SHIRTING AV.QLTY.	METER	283.33	287.50	160.00	140.00	150.00	175.00
PANT CLOTH W & WEAR AV.QLTY	METER	375.00	350.00	375.00	650.00	265.00	650.00
LAWN PRINTED GUL AHMED/AL-KARAM	METER	340.00	290.00	300.00	177.50	260.00	181.25
GEORGETTE AV.QLTY	METER	110.00	110.00	80.00	97.50	90.00	115.00
LINEN AV.QLTY ***	METER	155.00	165.00	125.00	141.25	80.00	145.00
HEAVY WT SUITING LAWERNCPUR AVG QLTY	METER	2250.00	2250.00	1200.00	850.00	750.00	1537.50
HEAVY WT SUITING LAWERNCPUR SUP QLTY	METER	2500.00	2500.00	2500.00	950.00	1200.00	1850.00
TROPICAL SUITING LAW.PUR	METER	1400.00	1400.00	1100.00	680.00	750.00	1300.00
PANT BOY 24"/26" LENGTH.	EACH	500.00	550.00	625.00	675.00	450.00	375.00
SHIRT BOY 24"/26" LENGTH	EACH	341.67	335.00	625.00	315.00	240.00	325.00
SCHOOL UNI. PANT,SHIRT BOYS	SUIT	737.50	750.00	630.00	700.00	475.00	625.00
SCHOOL UNI. KAMEEZ,SHAL.BOYS	SUIT	666.67	650.00	800.00	650.00	450.00	490.00
SCHOOL UNI. KAMEEZ,SHAL.GIRL	SUIT	816.67	850.00	670.00	650.00	500.00	625.00
FROCK W/WEAR GIRLS	EACH	1016.67	1050.00	1050.00	725.00	650.00	550.00
AWAMI-SUIT W & W(BOY) 24"/26	SUIT	976.67	950.00	1050.00	750.00	600.00	615.00
AWAMI-SUIT W&W (GENTS)AV.QLTY	SUIT	1616.67	1450.00	1900.00	1750.00	925.00	1250.00
PULLOVER GENTS OXFORD/BON.	EACH	3188.33	3187.50	2895.00	2800.00	2400.00	2950.00
PULLOVER LADIES OXFORD/BON.	EACH	2883.33	2850.00	2895.00	2800.00	2400.00	2925.00
PULLOVER (GENTS) OTHERS A.QTY	EACH	1116.67	1100.00	1955.00	1362.50	825.00	1925.00
SECOND-HAND COAT FOR MEN	EACH	633.33	525.00	525.00	325.00	200.00	650.00
SECONDHAND SWEETER FOR MEN DUP QLTY	EACH	850.00	850.00	375.00	225.00	150.00	450.00
SECONDHAND WINTER JACKET	EACH	791.67	950.00	525.00	250.00	200.00	925.00
UNDERWEAR AV.QLTY MEDIUM SIZE	EACH	115.00	90.00	150.00	87.50	70.00	130.00
VEST FOR MEN AV.QLTY.	EACH	132.50	110.00	150.00	82.50	70.00	90.00
VEST/SHAMEEZ (WOMEN) AVG. QLTY	EACH	165.00	130.00	200.00	127.50	110.00	65.00
SOCKS NYLON (PAKISTANI)	PAIR	97.50	85.00	77.50	62.50	50.00	53.75
BRASSIER AV.QLTY.	EACH	121.67	110.00	85.00	150.00	85.00	105.00
BRASSIER SUP QLTY	EACH	236.67	190.00	190.00	220.00	110.00	147.50
DOPATTA GEORGETTE AV.QLTY.	EACH	260.00	260.00	387.50	240.00	250.00	350.00
DOPATTA COTTON AV GLTY	EACH	225.00	235.00	250.00	265.00	230.00	255.00
CHADDAR (W/WEAR) (2x2.5 MTR)	EACH	1016.67	950.00	487.50	450.00	337.50	800.00
LUNGI/DHOTI(COTTON) AVG. QLTY	EACH	275.00	300.00	350.00	390.00	230.00	210.00
HANDKERCHIEF AVG. QLTY PAK	EACH	27.50	27.50	30.00	20.00	30.00	25.00
HANDKERCHIEF SUP. QLTY PAK	EACH	51.67	45.00	45.00	37.50	40.00	35.00
GLOVES AV QLTY	PAIR	110.00	110.00	80.00	52.50	60.00	55.00
AZARBAND COTTON AVG. QLTY	EACH	26.67	25.00	11.00	15.00	11.00	10.00
SEWING THREAD/REEL(ASLI PARI)	EACH	8.50	8.50	6.00	5.00	5.00	5.00
WASHING CHARGES PAINT & SHIRT	SUIT	200.00	110.00	50.00	70.00	80.00	100.00
DRY CLEANING SUIT COAT PANT	SUIT	383.33	325.00	350.00	250.00	180.00	450.00
WASHING CH. (KAMIZ-SHALWAR)	PAIR	76.67	65.00	50.00	60.00	35.00	60.00
TAILORING SHIRT	EACH	483.33	425.00	300.00	300.00	265.00	500.00
TAILORING CHARGES PANT (MEN)	EACH	1250.00	775.00	700.00	900.00	550.00	925.00
TAILORING COAT-PANT SUIT	SUIT	5200.00	4350.00	4200.00	2750.00	2500.00	4400.00
TAILORING AWAMI-SUIT (MALE)	SUIT	608.33	575.00	512.50	500.00	475.00	550.00
TAILORING SUIT FEMALE	SUIT	525.00	475.00	300.00	450.00	375.00	550.00
GENTS SHOES PAUL BATA	PAIR	1199.00	1199.00	1199.00	1199.00	1199.00	1199.00

Contd.

7.11 Intercity Consumer Prices January, 2015

Description	Unit	Peshawar	Mardan	Abbotta- bad	Bannu	D.I. Khan	Mingora
GENTS SANDAL BATA	PAIR	699.00	699.00	699.00	699.00	699.00	699.00
GENTS SPOUNG CHAPPAL BATA	PAIR	179.00	179.00	179.00	179.00	179.00	179.00
LADIES SANDAL BATA	PAIR	499.00	499.00	499.00	499.00	499.00	499.00
LADIES SPOUNG CHAPPAL BATA	PAIR	179.00	179.00	179.00	179.00	179.00	179.00
CHILD SHOE POWER LITE BATA	PAIR	599.00	599.00	599.00	599.00	599.00	599.00
GENTS SHOE, ART 1109 SERVICE	PAIR	999.00	999.00	999.00	999.00	999.00	999.00
NYLON JOGGER 27 SIZE 2-5 ***	PAIR	1299.00	1299.00	1299.00	1299.00	1299.00	1299.00
CHINA FOOT WEAR AV. QLTY (MALE) *	PAIR	937.50	950.00	900.00	875.00	750.00	1350.00
CHINA FOOT WEAR AV. QLTY (FEMALE) *	PAIR	825.00	875.00	837.50	725.00	475.00	500.00
CHINA FOOT WEAR AV. QLTY (CHILDREN) *	PAIR	508.33	525.00	500.00	475.00	325.00	475.00
SHOE REPAIR HALF SOLE	PAIR	131.67	110.00	100.00	80.00	95.00	156.25
SHOES POLISH CHARGES AVERAGE SHOP	PAIR	20.00	20.00	20.00	17.50	10.00	20.00
HOUSE RENT (combined)	MONTH	7436.00	3140.00	8477.00	3491.00	4603.00	3381.00
rent 2	pm	7436.00	3140.00	8477.00	3491.00	4603.00	3381.00
RENT3	PM	7436.00	3140.00	8477.00	3491.00	4603.00	3381.00
RENT4	PM	7436.00	3140.00	8477.00	3491.00	4603.00	3381.00
RENT5	PM	7436.00	3140.00	8477.00	3491.00	4603.00	3381.00
RENT6	PM	7436.00	3140.00	8477.00	3491.00	4603.00	3381.00
SYNTHETIC ENEMAL ROBIALAC BALTI 3.64 LTR.	EACH	1800.00	1800.00	1950.00	1775.00	1872.50	1912.50
SYNTHETIC ENEMAL ICI BALTI 3.64 LTR.	EACH	1880.00	1900.00	1950.00	1825.00	1915.00	1950.00
CEMENT (LOCAL) SPECIFY BRAND NAME	BAG	492.50	495.00	510.00	500.00	510.00	517.50
BRICKS (NEW) IST CLASS	P/1000	7783.33	6800.00	7800.00	6200.00	6200.00	9600.00
CEMENT BLOCKS (6"x8"x12")	P/100	0.00	0.00	0.00	0.00	0.00	3025.00
BAJREE	100CFT	3366.67	3000.00	3100.00	1800.00	3000.00	2450.00
SAND (BLACK PIT SAND)	K100CFT	1866.67	1300.00	2600.00	1400.00	1500.00	2550.00
TIMBER SHESHAM LOG IST QUALITY	cubmt.	42378.00	42378.00	0.00	35000.00	32400.00	0.00
IRON BAR (M.S. BAR) 1/2"	P/TON	76100.00	74500.00	78250.00	80200.00	74500.00	76000.00
CARPANTER WAGE RATE	P/DAY	741.67	750.00	800.00	850.00	950.00	950.00
MASON (RAJ) WAGE RATE	P/DAY	900.00	750.00	800.00	1150.00	950.00	1000.00
UNSKILLED LABOUR WAGE RATE	P/DAY	483.33	400.00	400.00	450.00	400.00	500.00
PLUMBER WAGE RSTE	P/DAY	900.00	800.00	0.00	800.00	900.00	900.00
ELECTICIAN WAGE RATE PER DAY **	P/DAY	933.33	800.00	0.00	700.00	900.00	900.00
ELECTICIAN WAGE RATE PER POINT **	P/PNT	100.00	100.00	122.50	90.00	70.00	155.00
WATER CHARGES PER HOUSE	P/MONTH	150.00	120.00	175.00	200.00	100.00	130.00
ELECT.CHARGES UPTO 50 UNITS	P/UNIT	2.00	2.00	2.00	2.00	2.00	2.00
ELECT.CHARGES 01 - 100 UNIT	P/UNIT	5.79	5.79	5.79	5.79	5.79	5.79
ELECT.CHARGES 101 - 300 UNIT	P/UNIT	9.90	9.90	9.90	9.90	9.90	9.90
ELECT.CHARGES 301 - 1000 UNIT	P/UNIT	15.63	15.63	15.63	15.63	15.63	15.63
ELECT.CHARGES ABOVE 1000 UNIT	P/UNIT	17.71	17.71	17.71	17.71	17.71	17.71
ELEC	PM	10.21	10.21	10.21	10.08	10.21	10.21
GAS CHRg upto 3.3719 MMBUT	MMBTU	124.18	124.18	124.18	124.18	0.00	124.18
GAS CHRg 3.3719 - 6.7438 MMBUT	MMBTU	248.37	248.37	248.37	248.37	0.00	248.37
GAS CHRg 6.7438 - 10.1157 MMBUT	MMBTU	248.37	248.37	248.37	248.37	0.00	248.37
GAS CHRg10.1157 - 13.4876 MMBUT	MMBTU	620.91	620.91	620.91	620.91	0.00	620.91
GAS	PM	620.91	620.91	620.91	620.91	0.00	620.91
GAS	PM	372.55	372.55	372.55	372.55	0.00	372.55
KEROSENE OIL	LTR	93.50	95.00	95.00	102.00	96.00	100.00
FIREWOOD WHOLE	40 KG.	675.00	550.00	400.00	490.00	350.00	550.00
CHAIR SHESHAM WOOD WITH ARMS **	EACH	1833.33	1800.00	1600.00	1025.00	2250.00	1450.00
CHAIR PLASTIC (CHAIRMAN) AVERAGE QUALITY	EACH	1091.67	1150.00	915.00	660.00	800.00	500.00
TABLE SHESHAM WOOD (4X2X5") ***	EACH	5916.67	5250.00	6000.00	5750.00	4500.00	5000.00
SOFASET WOODEN WITH FOAM SEAT **	SET	22833.33	19000.00	16500.00	14750.00	18000.00	17250.00
COT IRON (WITH NIWAR)AV.QLTY.	EACH	2100.00	2100.00	2200.00	1737.50	2300.00	1750.00
ALMIRAH (STEEL) 6'X3' 20 GUAGE	EACH	9000.00	8500.00	14500.00	9000.00	9300.00	9375.00
DINNING TABLE 6 CHAIRS A.QLTY	SET	26500.00	23500.00	17000.00	11500.00	17000.00	18500.00
SINGLE BED WITHOUT FOAM MED.	EACH	6166.67	5500.00	3750.00	3500.00	5600.00	4500.00
MATRESS SINGLE(4"THICK)	EACH	4796.67	4750.00	4800.00	4200.00	3350.00	3800.00
FARSHI DARI 12'X9' AV.QLTY	EACH	1416.67	1150.00	1400.00	1450.00	1100.00	1450.00
DARI COTTON (6'x2 1/2') AV.QL	EACH	350.00	375.00	300.00	450.00	400.00	1175.00
CARPET PLAIN AV. QLTY	SQFT.	38.83	41.50	47.50	44.50	35.00	45.00

Contd.

7.11 Intercity Consumer Prices January, 2015

Description	Unit	Peshawar	Mardan	Abbotta- bad	Bannu	D.I. Khan	Mingora
QUILT (LIHAF) 3 KG. COTTON	EACH	1075.00	1125.00	850.00	900.00	600.00	650.00
BLANKET (90" x 54")	EACH	2483.33	2500.00	3000.00	2800.00	2900.00	4650.00
BEDSHEET SINGLE BED SUP.QLTY	EACH	850.00	825.00	575.00	475.00	500.00	650.00
BED SHEET DOUBLE WITH TWO PILLOW COVERS SUP QLTY	SET	1583.33	1650.00	2200.00	1300.00	1075.00	1250.00
TOWEL(3'x2') AV. QALTY	EACH	300.00	225.00	475.00	250.00	275.00	250.00
CEILING FAN 48" SUPER QLTY **	EACH	2925.00	3000.00	2895.00	3500.00	3250.00	2975.00
PEDESTAL FAN 22" SUPER QLTY	EACH	4700.00	4350.00	4390.00	4200.00	4730.00	3550.00
REFG. DAWLENCE 10 CFT. D.DOOR	EACH	30000.00	30000.00	30400.00	30000.00	33500.00	26500.00
D-FREEZER WAVES 8 CFT.	EACH	30000.00	30500.00	28900.00	30500.00	29000.00	30000.00
AIRCONDITIONER 1.5 TON PEL	EACH	40000.00	41000.00	40000.00	45000.00	44000.00	44000.00
SPLIT AIR CONDITIONER 1.5 TON (SPECIFY BRAND NAME)	EACH	42500.00	45000.00	44000.00	45000.00	43000.00	44000.00
AIRCOOLER SUPER ASIA	EACH	14500.00	14500.00	10500.00	10500.00	14900.00	9750.00
WASHING MACHINE SINGER	EACH	15500.00	15600.00	15600.00	14700.00	14700.00	14700.00
SEWING MACHINE(SINGER)	EACH	5905.00	5860.00	5860.00	5910.00	5210.00	5700.00
GIZER LARGE SIZE 30 GALLON CAPACITY SUP QLTY	EACH	22900.00	22600.00	20500.00	15200.00	18500.00	15000.00
GAS BURNER DOUBLE SPFY.BRAND	EACH	3406.67	2500.00	1725.00	2500.00	1800.00	1500.00
ELECT. IRON PHILIPS MDL.1120	EACH	2733.33	1600.00	1650.00	1500.00	1000.00	1500.00
ELECTRIC JUICER FOR APPLE	EACH	4533.33	4500.00	4000.00	4700.00	3625.00	1700.00
S.STEEL DEGHCHI MEDIUM SIZE ***	EACH	788.33	650.00	525.00	550.00	500.00	575.00
ALUMINIUM COOKING PAN (DEGCHI) MED SIZE	EACH	675.00	650.00	350.00	570.00	425.00	725.00
NON STICK COOKING PAN (DEGCHI) SUP. QLTY	EACH	1016.67	625.00	600.00	562.50	525.00	675.00
FRYING PAN STEEL AVG. QLTY MED. SIZE	EACH	433.33	375.00	325.00	470.00	352.50	275.00
TAWA IORN (MEDIUM SIZE) AVG. QLTY	EACH	383.33	425.00	400.00	560.00	355.00	325.00
S.STEEL PLATE A.QLTY.(M.SIZE)	EACH	71.67	67.50	75.00	65.00	55.00	62.50
TABLE SPOON S.STEEL SUP.QLTY.	DOZEN	483.33	425.00	300.00	470.00	265.00	550.00
WATER SET JUG+6 GLASSES (OMROC)	SET	458.33	450.00	450.00	450.00	500.00	450.00
TEA SET PAK. CHINAWARE 21 PCS.	SET	2466.67	2200.00	2100.00	1250.00	1550.00	2325.00
DINNER SET PLASTIC 72 PIECES SUPERIOR QLTY	SET	8666.67	8000.00	5250.00	3800.00	3250.00	3750.00
HOTPOT SET PLASTIC 3 PCS.	SET	1200.00	1100.00	1500.00	1487.50	1025.00	1775.00
BUCKET(BALTI) PLASTIC MED.SIZ	EACH	375.00	400.00	375.00	405.00	290.00	350.00
LOTA PLASTIC (MED SIZE) AVERAGE QUALITY	EACH	53.33	47.50	48.75	40.00	35.00	55.00
PRESURE COOKER 4 LTR.	EACH	1300.00	1150.00	900.00	1400.00	1100.00	1200.00
WATER COOLER 9/10 LTR.PLASTIC ***	EACH	508.33	500.00	575.00	450.00	600.00	475.00
THERMOS STARVAC 1 LTR	EACH	475.00	425.00	550.00	450.00	500.00	675.00
BULB PHILIPS 100-WATTS	EACH	40.00	40.00	30.00	30.00	27.50	20.00
TUBE LIGHT PHILIPS 40 WATTS	EACH	100.00	100.00	110.00	95.00	95.00	150.00
ELECTRIC BLUBS "0" WATTE LOCAL	EACH	21.67	25.00	20.00	20.00	20.00	25.00
ELECTRIC BLUB ENERGY SAVER 14 WATTS	EACH	170.00	170.00	160.00	160.00	150.00	175.00
WASHING SOAP 250 GMS SPECIFY BRAND NAME	EACH	40.00	40.00	40.00	37.00	30.00	33.75
SURF EXCEL 400 GMS POLY BAG	EACH	125.00	125.00	125.00	125.00	125.00	125.00
WASHING POWDER 1000 GRM	EACH	185.00	185.00	185.00	175.00	185.00	175.00
WASHING POWDER (WHEEL/ BONUS) 100 GRAMS	EACH	95.00	95.00	95.00	95.00	92.50	85.00
CLEANSER POWDER VIM 1000 GM	PKT.	72.22	72.22	72.22	72.22	72.22	66.67
FINIS 500 ML	BOTTLE	170.00	170.00	180.00	120.00	110.00	110.00
PHNYLE TYPHONE/FINIS/CARRANITE 3 LITRES	BOTTLE	130.00	120.00	125.00	115.00	130.00	120.00
HARPIC	BOTTLE	135.00	135.00	127.50	130.00	130.00	125.00
BOOT POLISH CHERRY/KIWI 50ML	EACH	100.00	100.00	100.00	100.00	100.00	100.00
ROBIN BLUE (35 GRAMS)	PKT.	45.00	45.00	30.00	40.00	28.00	30.00
TISSU PAPER PERFUMED 100 PCS.	PKT	110.00	115.00	110.00	80.00	90.00	90.00
TOILET PAPER ROLL (R.PETEL)	P/ROLL	38.00	38.00	35.00	35.00	35.00	27.50
BOOT POLISH LIQUID CHEERY BLOSSOM KIWI 75 ML	BOTTLE	135.00	135.00	130.00	120.00	135.00	120.00
MATCH BOX SMALL	EACH	1.67	1.50	1.00	1.50	1.00	1.00
DRY CELL 1.5 VOLT(LOCAL)	EACH	25.00	25.00	20.00	23.50	20.00	20.00
HAND STITCHING NEEDLE M.SIZE	PACKET	5.83	6.00	9.00	6.00	6.00	5.00
SEWING MACHINE NEEDLE (SINGER)	EACH	5.83	6.00	7.50	5.00	5.00	5.00
HOUSEHOLD SERVANT FEMALE P/T	P/MNTH	1516.67	1200.00	2500.00	1500.00	2750.00	2750.00
MARRIAGE HALL WITH FURNITURE	P/HEAD	233.33	250.00	105.00	85.00	100.00	60.00
SEPTRAN TABLETS	10TAB.	15.00	15.00	15.00	15.00	15.00	15.00
BRUFEN TABS 200-MG.	10TAB.	10.00	10.00	10.00	10.00	10.00	10.00
PANADOL TAB. EXTRA/PLAIN	10TAB.	10.00	10.00	10.00	10.00	10.00	10.00

Contd.

7.11 Intercity Consumer Prices January, 2015

Description	Unit	Peshawar	Mardan	Abbotta- bad	Bannu	D.I. Khan	Mingora
DISPRIN TAB.	10TAB.	10.00	10.00	10.00	10.00	10.00	10.00
TRISIL TAB.	10 TAB	10.00	10.00	10.00	10.00	10.00	10.00
FLAGYL TAB. 200 MG.	10TAB.	10.00	10.00	10.00	10.00	10.00	10.00
VENTOLIN TAB. 2MG.	10TAB.	9.00	9.00	9.00	9.00	9.00	9.00
DAONIL TAB. 5 MG.	10TAB.	17.00	17.00	17.00	17.00	17.00	17.00
ENTOX TAB.	10TAB.	10.00	10.00	10.00	10.00	10.00	10.00
RENITEC TAB. 5 MG.	10TAB.	59.00	59.00	59.00	59.00	59.00	59.00
CAC. 1000 TAB	BOTTLE	122.00	122.00	122.00	122.00	122.00	122.00
AMOXIL CAPSOLE 250 MG.S	10CAP.	36.00	36.00	36.00	36.00	36.00	36.00
CALCIUM SYRUP SANDOZ	BOTTLE	64.00	64.00	64.00	64.00	64.00	64.00
LEDERPLEX SYRUP	BOTTLE	35.00	35.00	35.00	35.00	35.00	35.00
SANCOS SYRUP (50 ML.)	BOTTLE	30.00	30.00	30.00	30.00	30.00	30.00
PHENERGAN SYRUP 120 ML.	BOTTLE	33.00	33.00	33.00	33.00	33.00	33.00
CALPOL SYRUP 60 ML.	BOTTLE	28.00	28.00	28.00	28.00	28.00	28.00
HYDRYLLIN SYRUP 120 ML.	BOTTLE	65.00	65.00	65.00	65.00	65.00	65.00
POLYFAX EYE OINTMENT	TUBE	21.00	21.00	21.00	21.00	21.00	21.00
BETNESOL EYE DROPS	BOTTLE	33.89	33.89	33.89	33.89	33.89	33.89
EAR DROPS (CARDISPORINE) ***	BOTTLE	21.00	21.00	21.00	21.00	21.00	21.00
BETNOVATE-N OINTMENT 5 GMS	TUBE	16.00	16.00	16.00	16.00	16.00	16.00
BURNOL CREAM 30 GRM	TUBE	16.00	16.00	16.00	16.00	16.00	16.00
VICKS VAPORUB/BALM	BOTTLE	36.00	36.00	36.00	36.00	36.00	36.00
GLYCRINE SMALL BOTTLE	BOTTLE	20.00	20.00	35.00	25.00	15.00	25.00
JOUHAR JOSHANDA	PKT.	8.00	8.00	6.00	6.00	7.00	6.00
GALXOS-D (450 GRMS)	PKT.	157.50	157.50	151.88	157.50	151.88	151.88
GRIPE-WATER WOODWARDS	BOTTLE	50.00	50.00	50.00	50.00	50.00	50.00
SANIPLAST ONE PUTTY	EACH	2.00	2.00	2.00	2.00	2.00	1.50
O.R.S. (NIMCOL)	PKT.	16.33	15.00	15.00	15.00	15.00	15.00
DETTOL (MEDIUM)	BOTTLE	46.80	46.80	46.80	46.80	46.80	46.80
COTTON BANDAGE 2" - 4"	EACH	9.00	9.00	10.50	10.00	5.50	6.00
THERMOMETER CHINA	EACH	41.50	42.00	47.50	40.00	45.00	35.00
DOCTOR (MBBS) CLINIC FEE	P/PAT.	220.83	225.00	150.00	150.00	200.00	250.00
URINE TEST (DR) CHARGES	P/TEST	100.00	100.00	60.00	100.00	120.00	100.00
BLOOD TEST (CP) CHARGES	P/TEST	200.00	200.00	100.00	175.00	130.00	250.00
SUGAR TEST (RANDOM/FASTING BOTH) CHARGES	P/TEST	200.00	200.00	140.00	90.00	140.00	100.00
ECG CHARGES	P/TEST	200.00	200.00	200.00	243.75	250.00	150.00
X-RAY (CHEST) CHARGES	P/X-RAY	216.67	180.00	200.00	180.00	225.00	180.00
CAR SUZUKI 800 CC (W/O. A/C)	EACH	708800.00	708800.00	645000.00	0.00	642000.00	0.00
CAR SUZUKI 1000 CC	EACH	1083000.00	1085800.00	1105000.00	0.00	1052000.00	0.00
CAR TOYOTA 1300 CC	EACH	1648000.00	1648000.00	1590000.00	0.00	1700500.00	0.00
CAR HONDA CIVIC	EACH	2475000.00	2475000.00	2180000.00	0.00	0.00	0.00
MOTORCYCLE HONDA CD-70.	EACH	69900.00	69900.00	69900.00	69000.00	70000.00	69900.00
MOTORCYCLE YAMAHA 100CC.	EACH	80000.00	80000.00	79300.00	84000.00	79300.00	0.00
MOTOR CYCLE HERO 70 CC	EACH	44000.00	43000.00	46000.00	43000.00	45000.00	45000.00
BICYCLE WITH TYRES & TUBES	EACH	8000.00	7750.00	9800.00	8900.00	6825.00	6300.00
TYRE CAR WITH TUBE GENERAL	EACH	3750.00	3550.00	3350.00	4800.00	3500.00	3125.00
TYRE MOTOR CYCLE WITHOUT TUBE	EACH	1300.00	1275.00	1500.00	1325.00	1050.00	1237.50
TYRE CYCLE SPECIFY BRAND NAME	EACH	385.00	375.00	450.00	545.00	325.00	475.00
TYRE CAR W/O TUBE	EACH	3380.00	3250.00	3300.00	4400.00	3600.00	2950.00
PETROL SUPER	LITRE	78.28	78.28	78.28	78.28	78.28	78.28
HIGH SPEED DIESEL HSD	LITRE	86.23	86.23	86.23	86.23	86.23	86.23
CNG	K.G.	76.35	0.00	0.00	0.00	0.00	76.35
GAS CYLINDER STAND. SIZE	EACH	1870.00	1540.00	1750.00	1470.00	1600.00	1800.00
MOTOR CYCLE SERVICE CHARGES	EACH	296.67	280.00	350.00	325.00	275.00	275.00
CAR SERVICE CHARGES	EACH	300.00	300.00	400.00	0.00	400.00	282.50
TYRE PUNCTURE CHARGES	EACH	53.33	50.00	75.00	70.00	50.00	55.00
CYCLE OVERHAULING CHARGES	EACH	350.00	350.00	275.00	550.00	300.00	250.00
CAR TAX FOR 800CC TO 1300CC	YEARLY	1075.00	1075.00	1075.00	1075.00	1075.00	1075.00
TRAIN FARE ECO. 1-100 KM.	P/KM.	0.68	0.00	0.68	0.68	0.00	0.00
TRAIN FARE ECO. 101-500 KM.	P/KM.	0.98	0.00	0.98	0.98	0.00	0.00
TRAIN FARE ECO. > 500 KM.	P/KM.	0.89	0.00	0.89	0.89	0.00	0.00

Contd.

7.11 Intercity Consumer Prices January, 2015

Description	Unit	Peshawar	Mardan	Abbotta- bad	Bannu	D.I. Khan	Mingora
TRAIN FARE IST SLP. 1-100KM	P/KM.	2.10	0.00	2.10	2.10	0.00	0.00
TRAIN FARE IST SLP.101-500 KM	P/KM.	2.59	0.00	2.59	2.59	0.00	0.00
TRAIN FARE IST SLP. > 500 KM	P/KM.	1.99	0.00	1.99	1.99	0.00	0.00
TRAIN FARE A/C SLP. 1-100KM.	P/KM	5.76	0.00	5.76	5.76	0.00	0.00
TRAIN FARE A/C SLP.101-500KM	P/KM.	4.59	0.00	4.59	4.59	0.00	0.00
TRAIN FARE A/C SLP > 500KM.	P/KM	4.16	0.00	4.16	4.16	0.00	0.00
PLATEFORM TICKET	EACH	10.00	0.00	10.00	10.00	0.00	0.00
AUTO RICKSHAW FARES	KM/MIN	55.00	60.00	50.00	40.00	50.00	50.00
FULL TONGA CHARGES	KM/MIN	60.00	60.00	60.00	40.00	0.00	0.00
TAXI 4 SEATER FARE	KM/MIN	100.00	100.00	65.00	40.00	150.00	75.00
BUS FARE MIN (WITHIN CITY)	TICKET	10.00	10.00	10.00	10.00	0.00	0.00
BUS FARE MAX (WITHIN CIT	TICKET	20.00	19.00	10.00	24.00	0.00	0.00
BUS FARE OUTSIDE CITY	P/KM.	0.80	0.80	0.80	0.80	0.80	0.80
A/C BUS FARE OUTSIDE CITY	P/KM.	0.90	0.90	0.90	0.90	0.90	0.90
MINIBUS FARE MIN.WITH IN CITY	TICKET	10.00	0.00	0.00	0.00	0.00	0.00
MINIBUS FARE MAX.WITH IN CITY	TICKET	20.00	0.00	0.00	0.00	0.00	0.00
SUZUKI FARE MIN.WITH IN CITY	TICKET	10.00	10.00	10.00	0.00	10.00	10.00
SUZUKI FARE MAXIMUM W.IN CITY	TICKET	20.00	15.00	13.00	0.00	15.00	15.00
AIR FARE ECONOMY CLASS.	P/KM.	19.26	0.00	0.00	0.00	0.00	0.00
POSTAL ENVELOPE DOMESTIC	EACH	8.00	8.00	8.00	8.00	8.00	8.00
ENVELOPE FOR SAUDI ARABIA	EACH	50.00	50.00	50.00	50.00	50.00	50.00
POSTAL REGISTRATION CHARGES	EACH	28.00	28.00	28.00	28.00	28.00	28.00
U.M.S. REG CHARGES MIN.	EACH	58.00	58.00	58.00	58.00	58.00	58.00
T.C.S. CH. MIN.WITH IN ZONE	EACH	150.00	150.00	150.00	110.00	110.00	95.00
TELEPHONE CHARGES LOCAL CALL	P/CALL	3.94	3.94	3.94	3.94	3.94	3.94
TEL CHARGES OUT SIDE CITY	P/CALL	3.94	3.94	3.94	3.94	3.94	3.94
INTERNET CHARGES	P/HOUR	30.00	30.00	30.00	25.00	42.50	30.00
MOBILE CELL CHARGES	P/UNIT	2.88	2.88	4.00	2.88	2.50	2.50
FAX CHARGES (LOCAL)	P/PAGE	20.00	20.00	17.50	15.00	15.00	10.00
TELEPHONE SET AV. QLTY	EACH	1200.00	1250.00	1400.00	1012.50	1300.00	1075.00
MOBILE SET NOKIA/SONY/ERICSON/SAMSUNG WITHOUT CAMERA	EACH	2700.00	2650.00	3550.00	2500.00	2250.00	2487.50
T.V. 20" COLORED WEGA H-A21.	EACH	18600.00	19000.00	20000.00	22000.00	20000.00	24750.00
T.V 20" COLOR CHINA/KORIA)	EACH	8083.33	9000.00	10500.00	9000.00	9550.00	8125.00
V.C.P. PANASONIC/LG/NAT	EACH	3916.67	0.00	6500.00	6500.00	5000.00	0.00
DVD/VCD PLAYER PANASONIC/LG	EACH	3066.67	4000.00	4600.00	2500.00	5500.00	3000.00
RADIO WITH C.PLAYER NATIONAL	EACH	2616.67	2600.00	2800.00	2175.00	1900.00	1450.00
PERSONNEL COMPUTER (BRANDED)	EACH	50000.00	48800.00	35000.00	52000.00	41500.00	33500.00
VID. CASSETTE BLK. TDK/SONY	EACH	100.00	100.00	150.00	110.00	100.00	125.00
COM. C.D. (TDK/IMATION)	EACH	40.00	40.00	50.00	65.00	50.00	50.00
TAPE RECORDER CASSETTE BLANK	EACH	33.33	30.00	60.00	25.00	42.50	70.00
VIDEO GAME SEGA 16 BYTE	EACH	1250.00	1250.00	1800.00	1450.00	1475.00	0.00
CINEMA A/C. HIGH CLASS	TICKET	40.00	30.00	0.00	0.00	0.00	0.00
CINEMA NON-A/C HIGH CLASS	TICKET	40.00	30.00	30.00	40.00	50.00	100.00
CABLE CHARGES	P/MONT	200.00	300.00	250.00	300.00	300.00	200.00
TV.LICENCE FEE DOMESTIC	YEARLY	420.00	420.00	420.00	420.00	420.00	420.00
ENGLISH BOOK CLASS V1	EACH	78.00	78.00	78.00	78.00	78.00	78.00
ENGLISH BOOK CLASS IX OR X	EACH	76.00	76.00	76.00	76.00	76.00	76.00
ENG. BOOK IST.YR COMPLETE SET	EACH	80.00	80.00	80.00	80.00	80.00	80.00
ENGLISH BOOK BA/B.SC	EACH	120.00	120.00	120.00	120.00	120.00	120.00
URDU BOOK CLASS V (T.B.BORD)	EACH	76.00	76.00	76.00	76.00	76.00	76.00
URDU BOOK CLASS IX/X(T.B.B)	EACH	65.50	65.50	65.50	65.50	65.50	65.50
URDU BOOK IST.YEAR/INTER	EACH	76.00	76.00	76.00	76.00	76.00	76.00
URDU BOOK BA/B.SC	EACH	170.00	160.00	160.00	160.00	160.00	160.00
MATHS BOOK CALSS V (T.B.B)	EACH	77.00	77.00	77.00	77.00	77.00	77.00
MATHS BOOK CLASS IX OR X	EACH	133.00	133.00	133.00	133.00	133.00	133.00
MATHS BOOK IST.YEAR (T.B.B)	EACH	160.00	160.00	160.00	160.00	160.00	160.00
PAKISTAN STUDIES BOOK BA/B.SC	EACH	120.00	120.00	120.00	120.00	120.00	120.00
DAILY "DAWN"	P/COPY	19.00	19.00	19.00	19.00	19.00	19.00
DAILY "JANG"	P/COPY	12.00	12.00	12.00	12.00	12.00	12.00
DAILY "NAWA-E-WAQT"	P/COPY	12.00	12.00	12.00	12.00	12.00	12.00

Contd.

7.11 Intercity Consumer Prices January, 2015

Description	Unit	Peshawar	Mardan	Abbotta- bad	Bannu	D.I. Khan	Mingora
WEEKLY "AKHBAR-E-JAHAN"	P/COPY	55.00	55.00	55.00	55.00	55.00	55.00
WEEKLY "MAG"	P/COPY	45.00	45.00	45.00	45.00	45.00	45.00
MONTHLY "NAUNEHAL DIGEST"	P/COPY	35.00	35.00	35.00	35.00	35.00	35.00
PAPER FOOLSCAPE (27"x17")	QUIRE	20.00	20.00	37.50	32.50	47.50	25.00
EXERCISE.BOOK LINED 80/100 PGS	EACH	70.00	65.00	60.00	55.00	45.00	60.00
PENCILGOLDFISH/DEER	EACH	5.17	5.00	5.50	5.00	5.00	7.50
PEN INK DOLLOR 57 ML BOTTLE	EACH	20.00	20.00	20.00	20.00	20.00	20.00
PHOTOSTATE PAPER 70 GM	PRT	313.33	330.00	320.00	282.50	350.00	350.00
BALL PEN (local)	EACH	5.50	6.00	7.00	6.50	5.00	5.00
FOUNTAIN PEN HERO/WINGS/CHINA	EACH	44.17	50.00	55.00	35.00	40.00	50.00
PRIVATE SCHOOL FEE ENGLISH MED. AVG. STANDARD (CLASS I)	P/MONTH	1916.67	1800.00	1587.50	550.00	500.00	700.00
PRIVATE SCHOOL FEE ENGLISH MED. AVG. STANDARD (CLASS V)	P/MONTH	2016.67	2000.00	1797.50	650.00	800.00	900.00
PRIVATE SCHOOL FEE ENGLISH MED. AVG. STANDARD (CLASS VI)	P/MONTH	2033.33	2150.00	1847.50	750.00	1000.00	900.00
PRIVATE SCHOOL FEE ENGLISH MED. AVG. STANDARD(CLASS X)	P/MONTH	2125.00	2600.00	2287.50	850.00	1800.00	1300.00
PRIVATE MEDICLE COLLEGE FEE MBBS (1ST YEAR)	P/MONTH	50000.00	0.00	50000.00	0.00	0.00	0.00
PRIVATE ENGINEERING COLLEGE FEE (ISTR YEAR)	P/MONTH	15000.00	15000.00	0.00	0.00	0.00	0.00
GOVT. COLLEGE FEE 1ST. YEAR	MONTH	42.09	42.09	42.09	42.09	42.09	42.09
GOVT. COLLEGE FEE 4TH. YEAR	MONTH	54.90	54.79	50.00	50.00	39.59	39.59
GOVT. UNIVERSITY FEE MSC.	MONTH	1487.93	1487.93	539.58	620.00	540.00	540.00
GOVT. MED. COLLEGE FEE MBBS	MONTH	641.67	641.66	641.66	642.00	641.66	641.66
GOVT. ENGG. COLL. FEE 1 YEAR	MONTH	595.83	595.83	0.00	404.17	595.83	0.00
COACHING FEE FOR CLASS IX/X	P/MONTH	2500.00	2500.00	1200.00	700.00	1000.00	1750.00
COACHING CHARGES FOR CLASS 1ST YEAR/INTER (SCIENCE)	P/MONTH	3000.00	3000.00	1500.00	700.00	1100.00	2750.00
COACHING CHARGES FOR CLASS 1ST YEAR/INTER (COMMERCE)	P/MONTH	3000.00	3000.00	1000.00	750.00	1000.00	950.00
I.T. TUITION FEES	P/MONTH	5277.83	5000.00	4166.00	2500.00	2100.00	0.00
MBA TUITION FEES	P/MONTH	6369.50	6000.00	3000.00	3000.00	2100.00	0.00
BREAD TANDOORI ST. SIZE	EACH	10.00	10.00	10.00	10.00	6.00	10.00
COOKED MUTTON (AV. HOTEL)	PLATE	150.00	120.00	150.00	150.00	140.00	145.00
COOKED BEEF (AV. HOTEL)	PLATE	120.00	100.00	90.00	90.00	100.00	105.00
COOKED DAL (AV. HOTEL)	PLATE	60.00	60.00	57.50	47.50	70.00	50.00
CHICKEN BIRYANI FULL/DOUBLE	PLATE	133.33	120.00	140.00	120.00	145.00	190.00
TEA PREPARED (ORDINARY)	CUP	15.00	20.00	17.50	15.00	15.00	17.50
HAIRCUT CHARGES FOR MEN	P/CUT	141.67	120.00	85.00	60.00	45.00	70.00
BEAUTY PORL HAIR STYL CHARGE	P/STY.	250.00	225.00	400.00	155.00	140.00	450.00
SHAVING CHARGES	PER SHV	76.67	60.00	26.25	37.50	32.50	45.00
LIPSTICK S.MISS/MEDORA	EACH	110.00	120.00	100.00	95.00	100.00	90.00
NAIL POLISH S.MISS/MEDORA	EACH	100.00	100.00	105.00	90.00	100.00	85.00
PERFUME MED.SIZE MEDORA/BROACH	EACH	193.33	200.00	110.00	120.00	180.00	150.00
HAIR-OIL AMLA/CHAMBELI	BOTTLE	115.00	115.00	120.00	100.00	85.00	100.00
TOILET SOAP LUX 95 GRAMS	EACH	40.38	40.38	40.38	40.38	40.38	40.38
TOILET SOAP LIFEBOUY 140 GRM	EACH	36.00	36.00	36.00	36.00	36.00	36.00
TOILET SOAP SAFEGUARD BATH SIZE	EACH	48.00	48.00	48.00	48.00	48.00	48.00
TOOTHPASTE MACKLINES 70 GRM	EACH	50.00	50.00	50.00	50.00	50.00	50.00
TOOTHPAST MED SIZE CLGATE 70 GMS	EACH	60.67	60.67	60.67	60.67	60.67	60.67
TOOTHBRUSH SHEILD A/PLAQUE	EACH	45.00	45.00	42.50	32.50	40.00	46.25
TOOTHPOWDER DENTONIC 90 GRM	EACH	25.00	25.00	25.00	25.00	25.00	25.00
HAIR-COLOUR BEGIN (6 GMS)	EACH	95.00	95.00	90.00	95.00	90.00	100.00
HAIR COLOUR (KALAKOLA)	BOTTLE	130.00	120.00	130.00	120.00	125.00	120.00
FACECREAM PONDS (MEDIUM)	EACH	110.00	110.00	110.00	120.00	110.00	120.00
TALC POWDER VICE ROAY,B.CAT	EACH	120.00	145.00	120.00	120.00	110.00	110.00
BLADE TREET ORDINARY 10'S	PKT.	30.83	35.00	30.00	30.00	30.00	30.00
BLADE 7-O-CLOCK STAIN. 5'S	PKT.	35.00	35.00	30.00	30.00	30.00	32.50
SHAMPOO SUNSILK/PAINTIN 100 ML	BOTTLE	100.00	100.00	100.00	100.00	110.00	110.00
BEAUTY CREAM (FAIR & LOVELY)	EACH	85.00	85.00	155.00	85.00	120.00	115.00
HAIR REMOVING CREAM (EU-CREAM)	TUBE	60.00	55.00	60.00	55.00	55.00	65.00
GEL MEDIUM SIZE	BOTTLE	120.00	120.00	120.00	65.00	85.00	120.00
DISPOSABLE RAZOR GILLET-II	EACH	45.00	45.00	35.00	35.00	40.00	45.00
SHAVING CREAM TOUCH-ME/ADM.	EACH	60.00	60.00	60.00	55.00	55.00	60.00
GOLD TEZABI 24 CT	10 GM.	41042.00	40850.00	39951.00	40120.00	40285.00	39275.00
SILVER TEZABI 24 CT	10 GM.	672.33	708.00	643.00	750.00	609.00	583.00
ARTIFICIAL JEWELLARY SET	SET	950.00	850.00	725.00	750.00	230.00	1425.00
WRIST WATCH GENTS CITIZEN (ORIGINAL) ***	EACH	4000.00	4000.00	2000.00	2500.00	2500.00	2500.00
WRIST WATCH LADIES CITIZEN (ORIGINAL) ***	EACH	4000.00	4000.00	1800.00	2500.00	2500.00	2500.00
WALL CLOCK QUARTZ AV.QLTY	EACH	1350.00	1350.00	525.00	425.00	255.00	650.00
SUITCASE REXIN (24"x16"x6")	EACH	783.33	900.00	1000.00	675.00	725.00	800.00
TRUNK MEDIUM SIZE ***	EACH	4250.00	3800.00	1150.00	1650.00	1300.00	2200.00
PURSE LADIES (LEATHER) AVERAGE QUALITY	EACH	1266.67	975.00	700.00	675.00	500.00	600.00

7.11 Intercity Consumer Prices January, 2015

Description	Unit	Quetta	Turbat	Gawadar	Loralai	Khuzdar	D.M. Jamali
WHEAT	10 KG.	385.00	450.00	450.00	279.00	450.00	315.00
WHEAT FLOUR FINE/SUPERIOR.	KG.	43.00	60.00	57.50	40.00	50.00	41.00
WHEAT FLOUR AVG. QLTY	KG.	41.00	50.00	50.00	37.00	48.00	39.00
WHEAT FLOUR BAG	10 KG.	410.00	490.00	515.00	370.00	480.00	410.00
MAIDA	KG.	60.00	75.00	80.00	60.00	52.00	50.00
SUJI	KG.	60.00	80.00	80.00	60.00	70.00	55.00
BESAN AV. QLTY.	KG.	100.00	110.00	120.00	100.00	110.00	90.00
RICE BASMATI SUP. QLTY.	KG.	155.00	170.00	180.00	120.00	110.00	125.00
RICE BASMATI 385/386	KG.	95.00	90.00	105.00	140.00	70.00	100.00
RICE BASMATI BROKEN AV.QLTY	KG.	90.00	67.50	70.00	80.00	50.00	47.50
RICE IRRI-6 (SINDH/PUNJAB)	KG.	50.00	55.00	56.00	50.00	45.00	37.50
VERMICELLI	KG.	75.00	80.00	70.00	70.00	70.00	70.00
BREAD PLAIN MEDIUM SIZE	EACH	40.00	30.00	30.00	35.00	40.00	30.00
RUSK (PAPAY)	KG.	135.00	160.00	160.00	160.00	150.00	120.00
BISCUITS-PACKED	PKT	35.00	35.00	35.00	35.00	35.00	35.00
BISCUIT-BAKERY (LOOSE)	250 GM	55.00	56.00	60.00	55.00	80.00	70.00
CORNFLAKS FAUJI 225 GM.	PKT	162.00	153.00	154.00	120.00	153.00	180.00
SAMOSA (VEGATABLE)	EACH	12.00	7.00	6.00	15.00	6.00	10.00
PASTRY AV.QLTY.	EACH	22.50	20.00	20.00	22.50	15.00	20.00
PATTIES (VEGATABLES)	EACH	25.00	20.00	20.00	20.00	15.00	17.00
NIMCO	250 GM	45.00	70.00	70.00	75.00	80.00	65.00
CHIPS	250 GM	50.00	65.00	80.00	60.00	80.00	65.00
BEEF WITH BONE AV.QLTY.	KG	365.00	350.00	360.00	300.00	320.00	260.00
MUTTON AV.QLTY.	KG	600.00	650.00	650.00	560.00	520.00	540.00
CHICKEN FARM BROILER (LIVE)	KG	185.00	260.00	280.00	280.00	215.00	175.00
FISH-RAHU MEDIUM SIZE	KG	330.00	360.00	350.00	260.00	240.00	325.00
MILK FRESH (UNBOILED)	LTR.	85.00	110.00	110.00	85.00	80.00	80.00
CURD	KG.	100.00	120.00	120.00	90.00	90.00	120.00
MILK TETRA PACK 1/2 LTR.	PKT.	60.00	64.00	60.00	60.00	50.00	50.00
LACTOGEN 400 GRAMS	PKT.	425.00	425.00	425.00	435.00	395.00	425.00
POWDER MILK NIDO 400GM.	PKT	350.00	350.00	350.00	350.00	350.00	345.00
MILK POWDER LOOSE/PACKED	KG.	400.00	500.00	490.00	480.00	675.00	475.00
BUTTER LOCAL PACKED	50 GM.	24.00	30.00	30.00	0.00	30.00	30.00
EGGS FARM	DOZ	120.00	140.00	135.00	150.00	125.00	130.00
MUSTARD OIL AV.QLTY.	KG.	190.00	200.00	215.00	200.00	190.00	190.00
COOKING OIL (DALDA)	2.5LTR	505.00	520.00	547.50	485.00	550.00	490.00
COOKING OIL (PAKWAN) OTHER BRAND SPECIFY	2.5 LTR	480.00	520.00	540.00	500.00	550.00	460.00
VEGETABLE GHEE TIN	2.5KG.	495.00	540.00	530.00	475.00	550.00	485.00
VEGETABLE GHEE (LOOSE)	KG.	160.00	185.00	182.00	150.00	165.00	170.00
DATES AV.QLTY.	KG.	185.00	100.00	120.00	200.00	95.00	200.00
PISTACHIO AV.QLTY.	50 GM.	60.00	60.00	65.00	60.00	130.00	55.00
ALMONDS WHOLE AV.QLTY.	KG.	445.00	480.00	450.00	600.00	800.00	725.00
COCONUT DRY AV.QLTY.	KG.	240.00	200.00	200.00	220.00	400.00	350.00
RAISINS AV.QLTY.	50 GM.	22.50	20.00	20.00	20.00	60.00	27.50
GROUNDNUTS (WITH SHELL)	KG.	140.00	145.00	145.00	180.00	200.00	240.00
MALTA/MOSAMBI	DOZ	50.00	130.00	130.00	40.00	60.00	120.00
KINNU	DOZ	50.00	100.00	100.00	50.00	50.00	80.00
APPLE	KG	90.00	120.00	130.00	80.00	75.00	90.00
ALOO BUKHARA	KG	0.00	0.00	0.00	0.00	0.00	0.00
POMEGRANATE (ANNAR)	KG	220.00	180.00	185.00	180.00	100.00	200.00
GRAPES	KG	0.00	0.00	0.00	0.00	0.00	0.00
BANANAS	DOZ	60.00	80.00	75.00	55.00	45.00	50.00
MANGO KALMI	KG	0.00	0.00	0.00	0.00	0.00	0.00
GUAVA	KG	50.00	85.00	100.00	80.00	50.00	50.00
WATERMELON (TURBOOZ)	KG	0.00	0.00	0.00	0.00	0.00	0.00
MUSKMELON (KHARBOOZA)	KG	0.00	0.00	0.00	0.00	0.00	0.00
SWEETMELON (GARMA)	KG	0.00	0.00	0.00	0.00	0.00	0.00
PULSE MASOOR (WHOLE)	KG.	140.00	120.00	120.00	140.00	100.00	140.00
PULSE MASOOR (WASHED)	KG.	145.00	127.50	125.00	120.00	105.00	155.00
PULSE MOONG (WASHED)	KG.	190.00	135.00	135.00	160.00	140.00	175.00
PULSE MASH (WASHED)	KG.	190.00	150.00	152.50	130.00	135.00	145.00

Contd.

7.11 Intercity Consumer Prices January, 2015

Description	Unit	Quetta	Turbat	Gawadar	Loralai	Khuzdar	D.M. Jamali
PULSE GRAM	KG.	100.00	100.00	100.00	121.25	80.00	85.00
GRAM WHOLE BLACK AV QLTY.	KG.	105.00	120.00	120.00	120.00	150.00	110.00
GRAM WHOLE YELLOW AV.QLTY	KG.	150.00	160.00	160.00	120.00	170.00	160.00
BEANS (LAL LOBIA)	KG.	130.00	90.00	90.00	140.00	140.00	125.00
POTATOES	KG	30.00	40.00	40.00	40.00	50.00	20.00
ONION	KG	20.00	35.00	30.00	40.00	30.00	20.00
TURNIP	KG	25.00	45.00	60.00	20.00	25.00	20.00
RADISH	KG	27.50	30.00	35.00	40.00	30.00	20.00
TOMATOES	KG	45.00	75.00	75.00	80.00	40.00	40.00
CABBAGE	KG	37.50	75.00	80.00	50.00	30.00	45.00
CAULIFLOWER	KG	30.00	75.00	80.00	50.00	25.00	25.00
BRINJAL	KG	0.00	0.00	0.00	0.00	0.00	0.00
PUMPKIN	KG	0.00	0.00	0.00	0.00	0.00	0.00
BOTTLEGOURD	KG	0.00	0.00	0.00	0.00	0.00	0.00
LADY FINGER	KG	0.00	0.00	0.00	0.00	0.00	0.00
PEAS	KG	67.50	110.00	125.00	80.00	70.00	80.00
SPINACH	KG	20.00	30.00	30.00	40.00	10.00	25.00
TINDA	KG	0.00	0.00	0.00	0.00	0.00	0.00
TURAI	KG	0.00	0.00	0.00	0.00	0.00	0.00
KARAILA	KG	0.00	0.00	0.00	0.00	0.00	0.00
ARVI	KG	0.00	0.00	0.00	0.00	0.00	0.00
CHILLIES GREEN	KG	37.50	100.00	100.00	40.00	65.00	45.00
CARROT	KG	27.50	50.00	60.00	40.00	30.00	30.00
COCUMBER (KHEERA)	KG	77.50	85.00	85.00	100.00	0.00	55.00
LEMON	250GM	47.50	80.00	75.00	30.00	80.00	45.00
SUGAR REFINED	KG.	52.00	60.00	62.50	51.00	57.00	52.00
GUR AV.QLTY	KG.	85.00	95.00	90.00	75.00	85.00	70.00
HONEY LANGANESE 500 GM.	BOTTLE	740.00	650.00	700.00	610.00	500.00	800.00
MILO 200 GM.	BOTTLE	185.00	150.00	150.00	200.00	200.00	220.00
CUSTARD POWDER RAFHAN 300 GM.	PKT	75.00	80.00	80.00	80.00	70.00	75.00
TOFFEE (HILAL)	EACH	1.00	2.00	2.50	1.00	1.00	2.00
CHOWKELATE CANDY (SMALL SIZE)	EACH	5.00	5.00	5.00	5.00	5.00	5.00
SWEETMEAT (MIXED)	KG	250.00	350.00	350.00	250.00	300.00	285.00
ICE CREAM WALLS	CUP.	40.00	40.00	40.00	40.00	40.00	40.00
ICE	KG	15.00	10.00	10.00	12.00	20.00	10.00
JAM AHMED/MITCHELLES	BOTTLE	135.00	115.00	115.00	140.00	190.00	125.00
SQUASH-MITCHELLES	BOTTLE	145.00	142.50	150.00	150.00	150.00	150.00
ROOH AFZA	BOTTLE	145.00	150.00	155.00	140.00	145.00	150.00
JAM-E-SHIREEN	BOTTLE	145.00	150.00	150.00	145.00	150.00	150.00
SAUNF	50 GM	13.50	14.50	14.00	15.00	30.00	15.00
CINAMON LOOSE AV. QLTY	50 GM.	22.50	30.00	40.00	25.00	30.00	22.50
CUMINSEED WHITE NATIONAL	50 GM.	50.00	51.00	50.00	52.00	50.00	54.00
PEPPER BLACK NATIONAL	50 GM.	96.00	74.00	75.00	96.00	80.00	96.00
CLOVES LOOSE AV.QLTY	50 GM.	86.00	50.00	50.00	100.00	80.00	120.00
CARDAMOM LARGE LOOSE AV.QLTY	50 GM.	145.00	60.00	70.00	150.00	160.00	105.00
CARDAMOM SMALL AV.QLTY	50 GM.	180.00	150.00	150.00	150.00	180.00	65.00
SALT-POWDERED (LAHORI) LOOSE	KG.	10.00	10.00	10.00	12.00	10.00	10.00
SALT POWDERED (NATIONAL/SHAN)	PKT	25.00	20.00	25.00	25.00	25.00	25.00
CHILLIES POWD.NATIONAL 200GM	PKT	105.00	105.00	105.00	105.00	105.00	105.00
CHILLIES POWDER LOOS	KG.	290.00	350.00	350.00	300.00	200.00	255.00
CORRIANDER SEED POWD.NATIONAL	PKT	80.00	80.00	80.00	58.00	100.00	87.00
CORRIANDER SEED (LOOSE)	KG.	230.00	150.00	290.00	240.00	300.00	245.00
TURMERIC POWD.NATIONAL 50GM	PKT.	35.00	35.00	35.00	35.00	39.00	35.00
CURRY POWD. NATIONAL 200 GM	PKT.	87.00	86.00	86.00	86.00	86.00	86.00
TOMATO KETCHUP AHMED/MITCHL	BOTTLE	80.00	80.00	80.00	90.00	90.00	95.00
PICKLES AHMED/MITCHELLES	BOTTLE	105.00	100.00	100.00	110.00	110.00	92.50
VINEGAR SYNTHETIC (SIRKA)	BOTTLE	75.00	50.00	60.00	80.00	50.00	75.00
GARLIC	KG	120.00	155.00	160.00	90.00	150.00	120.00
GINGER	KG	120.00	190.00	200.00	200.00	180.00	310.00
TAPAL DANEDAR TEA 200GM PACKET	PKT	113.68	126.32	126.32	126.32	126.32	126.32
TEA LIPTON YELLOW LABEL 200GM.	PKT.	131.58	131.58	131.58	131.58	131.58	131.58

Contd.

7.11 Intercity Consumer Prices January, 2015

Description	Unit	Quetta	Turbat	Gawadar	Loralai	Khuzdar	D.M. Jamali
TEA LOOSE KENYA AV.QLTY 250GM.	PKT.	112.50	160.00	170.00	170.00	140.00	160.00
COFFEE-NESCAFE 75 GM. **	BOTTLE	300.00	290.00	300.00	300.00	270.00	275.00
COLD DRINK (STANDARD SIZ)	BOTTLE	25.00	30.00	30.00	25.00	25.00	25.00
FRUIT JUICE TETRA PACK	PKT.	15.00	20.00	20.00	16.50	20.00	15.00
MINERAL WATER NESTLE 1.5 LTR	BOTTLE	45.00	50.00	50.00	45.00	45.00	50.00
CIGARETTES K-2 10'S **	PKT	50.00	45.00	45.00	45.00	45.00	45.00
CIGARETTES CAPSTAN 10'S **	PKT	50.00	62.50	60.00	50.00	50.00	50.00
CIGARETTES GOLD LEAF 20'S	PKT	100.00	105.00	105.00	100.00	100.00	102.50
CIGARETTES MORVEN GOLD 20'S	PKT	50.00	60.00	60.00	50.00	50.00	50.00
BETEL LEAVES	50GM.	40.00	40.00	40.00	35.00	50.00	55.00
BETEL NUTS	KG.	235.00	240.00	240.00	240.00	350.00	200.00
LONG CLOTH 57" GUL AHMED/AL-KARAM	METER	170.00	180.00	180.00	171.25	190.00	225.00
SHIRTING AV.QLTY.	METER	150.00	150.00	150.00	135.00	160.00	155.00
PANT CLOTH W & WEAR AV.QLTY	METER	300.00	270.00	300.00	370.00	180.00	200.00
LAWN PRINTED GUL AHMED/AL-KARAM	METER	180.00	150.00	150.00	190.00	180.00	205.00
GEORGETTE AV.QLTY	METER	105.00	80.00	80.00	145.00	95.00	70.00
LINEN AV.QLTY ***	METER	85.00	70.00	75.00	130.00	140.00	100.00
HEAVY WT SUITING LAWERNCPUR AVG QLTY	METER	1100.00	1100.00	1100.00	1000.00	1100.00	900.00
HEAVY WT SUITING LAWERNCPUR SUP QLTY	METER	1300.00	1300.00	1300.00	1500.00	1300.00	1300.00
TROPICAL SUITING LAW.PUR	METER	950.00	950.00	950.00	1000.00	950.00	950.00
PANT BOY 24"/26" LENGTH.	EACH	375.00	300.00	360.00	500.00	800.00	325.00
SHIRT BOY 24"/26" LENGTH	EACH	275.00	300.00	330.00	300.00	800.00	325.00
SCHOOL UNI. PANT,SHIRT BOYS	SUIT	475.00	750.00	700.00	550.00	800.00	485.00
SCHOOL UNI. KAMEEZ,SHAL.BOYS	SUIT	450.00	700.00	680.00	500.00	450.00	350.00
SCHOOL UNI. KAMEEZ,SHAL.GIRL	SUIT	475.00	750.00	800.00	495.00	800.00	500.00
FROCK W/WEAR GIRLS	EACH	450.00	200.00	245.00	475.00	700.00	350.00
AWAMI-SUIT W & W(BOY) 24"/26	SUIT	475.00	900.00	800.00	500.00	500.00	550.00
AWAMI-SUIT W&W (GENTS)AV.QLTY	SUIT	675.00	850.00	850.00	700.00	700.00	1100.00
PULLOVER GENTS OXFORD/BON.	EACH	3250.00	2000.00	2000.00	2800.00	2000.00	1900.00
PULLOVER LADIES OXFORD/BON.	EACH	3350.00	2150.00	2175.00	3000.00	2750.00	1700.00
PULLOVER (GENTS) OTHERS A.QTY	EACH	725.00	500.00	500.00	1100.00	750.00	1500.00
SECOND-HAND COAT FOR MEN	EACH	300.00	250.00	250.00	343.75	280.00	225.00
SECONDHAND SWEETER FOR MEN DUP QLTY	EACH	350.00	200.00	200.00	350.00	220.00	200.00
SECONDHAND WINTER JACKET	EACH	325.00	275.00	275.00	275.00	220.00	275.00
UNDERWEAR AV.QLTY MEDIUM SIZE	EACH	65.00	90.00	90.00	70.00	170.00	65.00
VEST FOR MEN AV.QLTY.	EACH	75.00	115.00	105.00	86.25	150.00	130.00
VEST/SHAMEEZ (WOMEN) AVG. QLTY	EACH	105.00	160.00	170.00	105.00	275.00	100.00
SOCKS NYLON (PAKISTANI)	PAIR	67.50	120.00	120.00	75.00	70.00	55.00
BRASSIER AV.QLTY.	EACH	100.00	120.00	120.00	107.50	200.00	130.00
BRASSIER SUP QLTY	EACH	250.00	190.00	200.00	300.00	250.00	212.50
DOPATTA GEORGETTE AV.QLTY.	EACH	210.00	280.00	300.00	210.00	250.00	190.00
DOPATTA COTTON AV GLTY	EACH	125.00	190.00	215.00	112.50	225.00	140.00
CHADDAR (W/WEAR) (2x2.5 MTR)	EACH	230.00	280.00	300.00	290.00	300.00	525.00
LUNGI/DHOTI(COTTON) AVG. QLTY	EACH	240.00	235.00	265.00	450.00	275.00	200.00
HANDKERCHIEF AVG. QLTY PAK	EACH	30.00	50.00	45.00	32.50	50.00	45.00
HANDKERCHIEF SUP. QLTY PAK	EACH	50.00	65.00	65.00	45.00	70.00	65.00
GLOVES AV QLTY	PAIR	55.00	85.00	85.00	60.00	200.00	45.00
AZARBAND COTTON AVG. QLTY	EACH	12.50	20.00	20.00	13.50	20.00	30.00
SEWING THREAD/REEL(ASLI PARI)	EACH	4.00	7.00	7.00	7.00	6.00	5.50
WASHING CHARGES PAINT & SHIRT	SUIT	65.00	45.00	50.00	75.00	170.00	55.00
DRY CLEANING SUIT COAT PANT	SUIT	150.00	200.00	245.00	150.00	175.00	155.00
WASHING CH. (KAMIZ-SHALWAR)	PAIR	40.00	45.00	45.00	45.00	55.00	55.00
TAILORING SHIRT	EACH	265.00	250.00	250.00	300.00	250.00	275.00
TAILORING CHARGES PANT (MEN)	EACH	425.00	375.00	375.00	400.00	375.00	500.00
TAILORING COAT-PANT SUIT	SUIT	3250.00	3250.00	3250.00	3500.00	3250.00	3500.00
TAILORING AWAMI-SUIT (MALE)	SUIT	475.00	500.00	500.00	500.00	450.00	475.00
TAILORING SUIT FEMALE	SUIT	475.00	400.00	400.00	500.00	375.00	325.00
GENTS SHOES PAUL BATA	PAIR	1199.00	1199.00	1199.00	1199.00	1199.00	1199.00
GENTS SANDAL BATA	PAIR	699.00	699.00	699.00	699.00	699.00	699.00
GENTS SPOUNG CHAPPAL BATA	PAIR	179.00	179.00	179.00	179.00	179.00	179.00
LADIES SANDAL BATA	PAIR	499.00	499.00	499.00	499.00	499.00	499.00

Contd.

7.11 Intercity Consumer Prices January, 2015

Description	Unit	Quetta	Turbat	Gawadar	Loralai	Khuzdar	D.M. Jamali
LADIES SPOUNG CHAPPAL BATA	PAIR	179.00	179.00	179.00	179.00	179.00	179.00
CHILD SHOE POWER LITE BATA	PAIR	599.00	599.00	599.00	599.00	599.00	599.00
GENTS SHOE, ART 1109 SERVICE	PAIR	999.00	999.00	999.00	999.00	999.00	999.00
NYLON JOGGER 27 SIZE 2-5 ***	PAIR	1299.00	1299.00	1299.00	1299.00	1299.00	1299.00
CHINA FOOT WEAR AV. QLTY (MALE) *	PAIR	475.00	800.00	700.00	500.00	200.00	550.00
CHINA FOOT WEAR AV. QLTY (FEMALE) *	PAIR	300.00	600.00	600.00	350.00	200.00	425.00
CHINA FOOT WEAR AV. QLTY (CHILDREN) *	PAIR	285.00	500.00	550.00	300.00	200.00	275.00
SHOE REPAIR HALF SOLE	PAIR	90.00	120.00	100.00	55.00	80.00	85.00
SHOES POLISH CHARGES AVERAGE SHOP	PAIR	20.00	30.00	30.00	17.50	20.00	12.50
HOUSE RENT (combined)	MONTH	9621.00	3569.00	5429.00	4054.00	1997.00	3312.00
rent 2	pm	9621.00	3569.00	5429.00	4054.00	1997.00	3312.00
RENT3	PM	9621.00	3569.00	5429.00	4054.00	1997.00	3312.00
RENT4	PM	9621.00	3569.00	5429.00	4054.00	1997.00	3312.00
RENT5	PM	9621.00	3569.00	5429.00	4054.00	1997.00	3312.00
RENT6	PM	9621.00	3569.00	5429.00	4054.00	1997.00	3312.00
SYNTHETIC ENEMAL ROBIALAC BALTI 3.64 LTR.	EACH	1615.00	1600.00	1600.00	1550.00	1900.00	1700.00
SYNTHETIC ENEMAL ICI BALTI 3.64 LTR.	EACH	1875.00	1700.00	1750.00	1650.00	1900.00	1450.00
CEMENT (LOCAL) SPECIFY BRAND NAME	BAG	560.00	547.50	560.00	470.00	550.00	535.00
BRICKS (NEW) IST CLASS	P/1000	6250.00	0.00	0.00	6500.00	5000.00	6000.00
CEMENT BLOCKS (6"x8"x12")	P/100	0.00	1900.00	2000.00	0.00	1700.00	0.00
BAJREE	100CFT	4250.00	3400.00	3900.00	2775.00	5000.00	2200.00
SAND (BLACK PIT SAND)	K100CFT	3250.00	3000.00	3000.00	2300.00	0.00	2000.00
TIMBER SHESHAM LOG IST QUALITY	cubmt.	55582.00	0.00	0.00	0.00	0.00	0.00
IRON BAR (M.S. BAR) 1/2"	P/TON	80000.00	76500.00	77500.00	74500.00	90000.00	81000.00
CARPANTER WAGE RATE	P/DAY	900.00	1000.00	1000.00	1000.00	1000.00	600.00
MASON (RAJ) WAGE RATE	P/DAY	1100.00	1250.00	1400.00	900.00	950.00	700.00
UNSKILLED LABOUR WAGE RATE	P/DAY	550.00	650.00	650.00	550.00	350.00	375.00
PLUMBER WAGE RSTE	P/DAY	800.00	1000.00	1000.00	1100.00	1000.00	650.00
ELECTICIAN WAGE RATE PER DAY **	P/DAY	750.00	1000.00	1050.00	700.00	0.00	550.00
ELECTICIAN WAGE RATE PER POINT **	P/PNT	150.00	100.00	100.00	175.00	100.00	125.00
WATER CHARGES PER HOUSE	P/MONTH	125.00	150.00	250.00	0.00	190.00	300.00
ELECT.CHARGES UPTO 50 UNITS	P/UNIT	2.00	2.00	2.00	2.00	2.00	2.00
ELECT.CHARGES 01 - 100 UNIT	P/UNIT	5.79	5.79	5.79	5.79	5.79	5.79
ELECT.CHARGES 101 - 300 UNIT	P/UNIT	9.90	9.90	9.90	9.90	9.90	9.90
ELECT.CHARGES 301 - 1000 UNIT	P/UNIT	15.63	15.63	15.63	15.63	15.63	15.63
ELECT.CHARGES ABOVE 1000 UNIT	P/UNIT	17.71	17.71	17.71	17.71	17.71	17.71
ELEC	PM	10.21	10.21	10.21	10.21	10.21	10.21
GAS CHRg upto 3.3719 MMBTU	MMBTU	124.18	0.00	0.00	0.00	0.00	124.18
GAS CHRg 3.3719 - 6.7438 MMBTU	MMBTU	248.37	0.00	0.00	0.00	0.00	248.37
GAS CHRg 6.7438 - 10.1157 MMBTU	MMBTU	248.37	0.00	0.00	0.00	0.00	248.37
GAS CHRg10.1157 - 13.4876 MMBTU	MMBTU	620.91	0.00	0.00	0.00	0.00	620.91
GAS	PM	620.91	0.00	0.00	0.00	0.00	620.91
GAS	PM	372.55	0.00	0.00	0.00	0.00	372.55
KEROSENE OIL	LTR	82.00	120.00	120.00	120.00	90.00	110.00
FIREWOOD WHOLE	40 KG.	575.00	360.00	400.00	400.00	400.00	375.00
CHAIR SHESHAM WOOD WITH ARMS **	EACH	1150.00	2000.00	2000.00	1350.00	1400.00	1550.00
CHAIR PLASTIC (CHAIRMAN) AVERAGE QUALITY	EACH	550.00	700.00	750.00	587.50	1200.00	750.00
TABLE SHESHAM WOOD (4X2X5") ***	EACH	5500.00	3900.00	3700.00	4500.00	4500.00	5625.00
SOFASET WOODEN WITH FOAM SEAT **	SET	28000.00	10000.00	8500.00	10000.00	12000.00	12000.00
COT IRON (WITH NIWAR)AV.QLTY.	EACH	2600.00	2500.00	2400.00	2550.00	2000.00	2500.00
ALMIRAH (STEEL) 6'X3' 20 GUAGE	EACH	9000.00	10000.00	10000.00	6750.00	11000.00	13000.00
DINNING TABLE 6 CHAIRS A.QLTY	SET	13000.00	22000.00	20000.00	11000.00	10500.00	15500.00
SINGLE BED WITHOUT FOAM MED.	EACH	6500.00	3700.00	3600.00	4500.00	8000.00	5750.00
MATRESS SINGLE(4"THICK)	EACH	3750.00	3500.00	2950.00	3900.00	4000.00	5000.00
FARSHI DARI 12'X9' AV.QLTY	EACH	1000.00	500.00	500.00	1000.00	2500.00	1200.00
DARI COTTON (6'x2 1/2') AV.QLTY	EACH	475.00	383.33	300.00	500.00	1500.00	425.00
CARPET PLAIN AV. QLTY	SQFT.	61.25	48.67	50.00	35.00	35.00	45.00
QUILT (LIHAF) 3 KG. COTTON	EACH	700.00	550.00	500.00	625.00	1200.00	675.00
BLANKET (90" x 54")	EACH	2000.00	2500.00	2500.00	2000.00	2900.00	3750.00
BEDSHEET SINGLE BED SUP.QLTY	EACH	575.00	380.00	380.00	500.00	1000.00	550.00
BED SHEET DOUBLE WITH TWO PILLOW COVERS SUP QLTY	SET	575.00	490.00	445.00	550.00	1200.00	800.00

Contd.

7.11 Intercity Consumer Prices January, 2015

Description	Unit	Quetta	Turbat	Gawadar	Loralai	Khuzdar	D.M. Jamali
TOWEL(3'x2') AV. QALTY	EACH	150.00	200.00	215.00	206.25	350.00	120.00
CEILING FAN 48" SUPER QLTY **	EACH	2650.00	3700.00	3600.00	2500.00	3000.00	3150.00
PEDESTAL FAN 22" SUPER QLTY	EACH	3600.00	3500.00	3500.00	3500.00	3500.00	4100.00
REFG. DAWLENCE 10 CFT. D.DOOR	EACH	29500.00	34000.00	33500.00	26300.00	38000.00	32000.00
D-FREEZER WAVES 8 CFT.	EACH	25000.00	31000.00	33000.00	25000.00	35000.00	25500.00
AIRCONDITIONER 1.5 TON PEL	EACH	39500.00	43500.00	43300.00	40000.00	46000.00	44500.00
SPLIT AIR CONDITIONER 1.5 TON (SPECIFY BRAND NAME)	EACH	40000.00	45000.00	45500.00	43500.00	40000.00	46000.00
AIRCOOLER SUPER ASIA	EACH	11500.00	9500.00	9500.00	11500.00	10500.00	10000.00
WASHING MACHINE SINGER	EACH	15200.00	14700.00	14700.00	15000.00	14700.00	14700.00
SEWING MACHINE(SINGER)	EACH	5210.00	5400.00	5250.00	5400.00	5210.00	5210.00
GIZER LARGE SIZE 30 GALLON CAPACITY SUP QLTY	EACH	12500.00	10000.00	10000.00	12000.00	17000.00	14750.00
GAS BURNER DOUBLE SPFY.BRAND	EACH	1250.00	1350.00	1200.00	1700.00	2000.00	1500.00
ELECT. IRON PHILIPS MDL.1120	EACH	1150.00	1300.00	1200.00	1200.00	1200.00	1450.00
ELECTRIC JUICER FOR APPLE	EACH	3800.00	3700.00	3600.00	3500.00	2500.00	4000.00
S.STEEL DEGHCHI MEDIUM SIZE ***	EACH	500.00	700.00	600.00	500.00	600.00	575.00
ALUMINIUM COOKING PAN (DEGCHI) MED SIZE	EACH	425.00	550.00	550.00	400.00	900.00	500.00
NON STICK COOKING PAN (DEGCHI) SUP. QLTY	EACH	350.00	600.00	600.00	345.00	400.00	550.00
FRYING PAN STEEL AVG. QLTY MED. SIZE	EACH	260.00	250.00	200.00	200.00	800.00	375.00
TAWA IORN (MEDIUM SIZE) AVG. QLTY	EACH	200.00	275.00	275.00	200.00	400.00	300.00
S.STEEL PLATE A.QLTY.(M.SIZE)	EACH	85.00	90.00	80.00	42.50	100.00	65.00
TABLE SPOON S.STEEL SUP.QLTY.	DOZEN	325.00	240.00	250.00	300.00	400.00	420.00
WATER SET JUG+6 GLASSES (OMROC)	SET	340.00	390.00	400.00	750.00	900.00	450.00
TEA SET PAK. CHINAWARE 21 PCS.	SET	1100.00	1150.00	800.00	2500.00	1200.00	1950.00
DINNER SET PLASTIC 72 PIECES SUPERIOR QLTY	SET	4750.00	3150.00	2400.00	3000.00	1975.00	4450.00
HOTPOT SET PLASTIC 3 PCS.	SET	1050.00	900.00	900.00	1150.00	1300.00	1900.00
BUCKET(BALTI) PLASTIC MED.SIZ	EACH	285.00	370.00	365.00	350.00	300.00	275.00
LOTA PLASTIC (MED SIZE) AVERAGE QUALITY	EACH	40.00	60.00	60.00	50.00	60.00	60.00
PRESURE COOKER 4 LTR.	EACH	1100.00	950.00	750.00	1400.00	1200.00	1225.00
WATER COOLER 9/10 LTR.PLASTIC ***	EACH	500.00	435.00	475.00	550.00	500.00	850.00
THERMOS STARVAC 1 LTR	EACH	375.00	490.00	580.00	425.00	500.00	350.00
BULB PHILIPS 100-WATTS	EACH	30.00	30.00	30.00	25.00	30.00	25.00
TUBE LIGHT PHILIPS 40 WATTS	EACH	100.00	135.00	130.00	110.00	100.00	95.00
ELECTRIC BLUBS "0" WATTE LOCAL	EACH	20.00	25.00	20.00	20.00	20.00	25.00
ELECTRIC BLUB ENERGY SAVER 14 WATTS	EACH	180.00	120.00	130.00	140.00	150.00	180.00
WASHING SOAP 250 GMS SPECIFY BRAND NAME	EACH	30.00	24.00	25.00	29.50	30.00	30.00
SURF EXCEL 400 GMS POLY BAG	EACH	125.00	125.00	125.00	125.00	125.00	125.00
WASHING POWDER 1000 GRM	EACH	175.00	190.00	185.00	175.00	175.00	185.00
WASHING POWDER (WHEEL/ BONUS) 100 GRAMS	EACH	85.00	98.00	100.00	90.00	85.00	95.00
CLEANSER POWDER VIM 1000 GM	PKT.	72.22	72.22	72.22	66.67	66.67	66.67
FINIS 500 ML	BOTTLE	187.50	170.00	180.00	123.75	170.00	165.00
PHNYLE TYPHONE/FINIS/CARRANITE 3 LITRES	BOTTLE	120.00	130.00	130.00	130.00	150.00	115.00
HARPIC	BOTTLE	130.00	132.50	135.00	135.00	125.00	130.00
BOOT POLISH CHERRY/KIWI 50ML	EACH	100.00	80.00	80.00	80.00	80.00	100.00
ROBIN BLUE (35 GRAMS)	PKT.	35.00	25.00	30.00	35.00	25.00	25.00
TISSU PAPER PERFUMED 100 PCS.	PKT	100.00	100.00	95.00	118.75	110.00	90.00
TOILET PAPER ROLL (R.PETEL)	P/ROLL	35.00	35.00	40.00	37.50	40.00	40.00
BOOT POLISH LIQUID CHEERY BLOSSOM KIWI 75 ML	BOTTLE	120.00	120.00	120.00	120.00	120.00	140.00
MATCH BOX SMALL	EACH	1.00	2.00	2.00	2.00	1.50	1.50
DRY CELL 1.5 VOLT(LOCAL)	EACH	15.00	15.00	15.00	25.00	25.00	20.00
HAND STITCHING NEEDLE M.SIZE	PACKET	5.00	8.00	8.00	6.00	10.00	5.00
SEWING MACHINE NEEDLE (SINGER)	EACH	5.00	6.00	6.00	5.00	6.00	5.00
HOUSEHOLD SERVANT FEMALE P/T	P/MNTH	1350.00	4000.00	4000.00	1500.00	3000.00	900.00
MARRIAGE HALL WITH FURNITURE	P/HEAD	80.00	50.00	50.00	50.00	50.00	50.00
SEPTRAN TABLETS	10TAB.	15.00	15.00	15.00	15.00	15.00	15.00
BRUFEN TABS 200-MG.	10TAB.	10.00	10.00	10.00	10.00	10.00	10.00
PANADOL TAB. EXTRA/PLAIN	10TAB.	10.00	10.00	10.00	10.00	10.00	10.00
DISPRIN TAB.	10TAB.	10.00	10.00	10.00	10.00	10.00	10.00
TRISIL TAB.	10 TAB	10.00	10.00	10.00	10.00	10.00	10.00
FLAGYL TAB. 200 MG.	10TAB.	10.00	10.00	10.00	10.00	10.00	10.00
VENTOLIN TAB. 2MG.	10TAB.	9.00	9.00	9.00	9.00	9.00	9.00
DAONIL TAB. 5 MG.	10TAB.	17.00	17.00	17.00	17.00	17.00	17.00

Contd.

7.11 Intercity Consumer Prices January, 2015

Description	Unit	Quetta	Turbat	Gawadar	Loralai	Khuzdar	D.M. Jamali
ENTOX TAB.	10TAB.	10.00	10.00	10.00	10.00	10.00	10.00
RENITEC TAB. 5 MG.	10TAB.	59.00	59.00	59.00	59.00	59.00	59.00
CAC. 1000 TAB	BOTTLE	122.00	122.00	122.00	122.00	122.00	122.00
AMOXIL CAPSOLE 250 MG.S	10CAP.	36.00	36.00	36.00	36.00	36.00	36.00
CALCIUM SYRUP SANDOZ	BOTTLE	64.00	64.00	64.00	64.00	64.00	64.00
LEDERPLEX SYRUP	BOTTLE	35.00	35.00	35.00	35.00	35.00	35.00
SANCOS SYRUP (50 ML.)	BOTTLE	30.00	30.00	30.00	30.00	30.00	30.00
PHENERGAN SYRUP 120 ML.	BOTTLE	33.00	33.00	33.00	33.00	33.00	33.00
CALPOL SYRUP 60 ML.	BOTTLE	28.00	28.00	28.00	28.00	28.00	28.00
HYDRYLLIN SYRUP 120 ML.	BOTTLE	65.00	65.00	65.00	65.00	65.00	65.00
POLYFAX EYE OINTMENT	TUBE	21.00	21.00	21.00	21.00	21.00	21.50
BETNESOL EYE DROPS	BOTTLE	33.89	33.89	33.89	33.89	33.89	33.89
EAR DROPS (CARDISPORINE) ***	BOTTLE	21.00	21.00	21.00	21.00	21.00	21.00
BETNOVATE-N OINTMENT 5 GMS	TUBE	16.00	16.00	16.00	16.00	16.00	16.00
BURNOL CREAM 30 GRM	TUBE	16.00	16.00	16.00	16.00	16.00	16.00
VICKS VAPORUB/BALM	BOTTLE	36.00	36.00	37.00	36.00	36.00	36.00
GLYCRINE SMALL BOTTLE	BOTTLE	45.00	20.00	20.00	30.00	25.00	15.00
JOUHAR JOSHANDA	PKT.	6.00	7.00	7.00	8.00	7.00	6.00
GALXOS-D (450 GRMS)	PKT.	151.88	151.88	151.88	151.88	157.50	157.50
GRIPE-WATER WOODWARDS	BOTTLE	50.00	55.00	55.00	55.00	50.00	55.00
SANIPLAST ONE PUTTY	EACH	1.50	3.00	3.00	2.00	2.00	1.45
O.R.S. (NIMCOL)	PKT.	15.00	15.00	15.00	15.00	15.00	15.00
DETTOL (MEDIUM)	BOTTLE	46.80	46.80	46.80	46.80	46.80	46.80
COTTON BANDAGE 2" - 4"	EACH	10.00	15.00	15.00	13.00	12.00	10.00
THERMOMETER CHINA	EACH	35.00	50.00	50.00	35.00	50.00	40.00
DOCTOR (MBBS) CLINIC FEE	P/PAT.	200.00	350.00	300.00	200.00	200.00	90.00
URINE TEST (DR) CHARGES	P/TEST	80.00	250.00	300.00	100.00	100.00	85.00
BLOOD TEST (CP) CHARGES	P/TEST	200.00	350.00	350.00	200.00	125.00	225.00
SUGAR TEST (RANDOM/FASTING BOTH) CHARGES	P/TEST	175.00	300.00	300.00	150.00	150.00	200.00
ECG CHARGES	P/TEST	175.00	400.00	400.00	200.00	300.00	150.00
X-RAY (CHEST) CHARGES	P/X-RAY	300.00	350.00	350.00	250.00	230.00	350.00
CAR SUZUKI 800 CC (W/O. A/C)	EACH	0.00	0.00	0.00	0.00	0.00	0.00
CAR SUZUKI 1000 CC	EACH	1044000.00	0.00	0.00	0.00	0.00	0.00
CAR TOYOTA 1300 CC	EACH	1568000.00	0.00	0.00	0.00	0.00	0.00
CAR HONDA CIVIC	EACH	2035000.00	0.00	0.00	0.00	0.00	0.00
MOTORCYCLE HONDA CD-70.	EACH	69500.00	70000.00	69000.00	70000.00	0.00	69750.00
MOTORCYCLE YAMAHA 100CC.	EACH	80600.00	81000.00	81750.00	81000.00	0.00	0.00
MOTOR CYCLE HERO 70 CC	EACH	45000.00	50000.00	0.00	50000.00	0.00	0.00
BICYCLE WITH TYRES & TUBES	EACH	7062.50	6000.00	5200.00	7000.00	0.00	7000.00
TYRE CAR WITH TUBE GENERAL	EACH	3250.00	4000.00	4000.00	3300.00	3000.00	3300.00
TYRE MOTOR CYCLE WITHOUT TUBE	EACH	1050.00	1300.00	1400.00	1100.00	1250.00	1100.00
TYRE CYCLE SPECIFY BRAND NAME	EACH	350.00	300.00	300.00	350.00	450.00	475.00
TYRE CAR W/O TUBE	EACH	3137.50	3500.00	3500.00	2500.00	6600.00	2800.00
PETROL SUPER	LITRE	78.28	78.28	78.28	78.28	78.28	78.28
HIGH SPEED DIESEL HSD	LITRE	86.23	86.23	86.23	86.23	86.23	86.23
CNG	K.G.	76.35	0.00	0.00	0.00	0.00	76.35
GAS CYLINDER STAND. SIZE	EACH	1850.00	1100.00	1100.00	1700.00	1550.00	1700.00
MOTOR CYCLE SERVICE CHARGES	EACH	275.00	200.00	200.00	200.00	300.00	200.00
CAR SERVICE CHARGES	EACH	450.00	300.00	500.00	375.00	400.00	300.00
TYRE PUNCTURE CHARGES	EACH	45.00	80.00	85.00	50.00	75.00	65.00
CYCLE OVERHAULING CHARGES	EACH	190.00	150.00	155.00	190.00	200.00	100.00
CAR TAX FOR 800CC TO 1300CC	YEARLY	400.00	400.00	400.00	400.00	400.00	400.00
TRAIN FARE ECO. 1-100 KM.	P/KM.	0.68	0.68	0.68	0.00	0.00	0.68
TRAIN FARE ECO. 101-500 KM.	P/KM.	0.98	0.00	0.98	0.00	0.00	0.98
TRAIN FARE ECO. > 500 KM.	P/KM.	0.89	0.89	0.89	0.00	0.00	0.89
TRAIN FARE IST SLP. 1-100KM	P/KM.	2.10	2.10	2.10	0.00	0.00	2.10
TRAIN FARE IST SLP.101-500 KM	P/KM.	2.59	2.59	2.59	0.00	0.00	2.59
TRAIN FARE IST SLP. > 500 KM	P/KM.	1.99	1.99	1.99	0.00	0.00	1.99
TRAIN FARE A/C SLP. 1-100KM.	P/KM	5.76	5.76	5.76	0.00	0.00	5.76
TRAIN FARE A/C SLP.101-500KM	P/KM.	4.59	4.59	4.59	0.00	0.00	4.59
TRAIN FARE A/C SLP > 500KM.	P/KM	4.16	4.16	4.16	0.00	0.00	4.16

Contd.

7.11 Intercity Consumer Prices January, 2015

Description	Unit	Quetta	Turbat	Gawadar	Loralai	Khuzdar	D.M. Jamali
PLATFORM TICKET	EACH	10.00	0.00	10.00	0.00	0.00	10.00
AUTO RICKSHAW FARES	KM/MIN	65.00	40.00	55.00	50.00	65.00	50.00
FULL TONGA CHARGES	KM/MIN	80.00	0.00	0.00	50.00	0.00	0.00
TAXI 4 SEATER FARE	KM/MIN	60.00	50.00	60.00	60.00	60.00	60.00
BUS FARE MIN (WITHIN CITY)	TICKET	20.00	0.00	0.00	0.00	0.00	0.00
BUS FARE MAX (WITHIN CIT	TICKET	20.00	0.00	0.00	0.00	0.00	0.00
BUS FARE OUTSIDE CITY	P/KM.	0.90	0.90	0.90	0.90	0.90	0.90
A/C BUS FARE OUTSIDE CITY	P/KM.	1.35	1.35	1.35	1.35	1.35	1.35
MINIBUS FARE MIN.WITH IN CITY	TICKET	20.00	0.00	35.00	0.00	0.00	0.00
MINIBUS FARE MAX.WITH IN CITY	TICKET	20.00	0.00	0.00	0.00	0.00	0.00
SUZUKI FARE MIN.WITH IN CITY	TICKET	0.00	10.00	10.00	0.00	10.00	0.00
SUZUKI FARE MAXIMUM W.IN CITY	TICKET	0.00	30.00	30.00	0.00	30.00	0.00
AIR FARE ECONOMY CLASS.	P/KM.	19.26	19.26	19.26	0.00	19.26	0.00
POSTAL ENVELOPE DOMESTIC	EACH	8.00	8.00	8.00	8.00	8.00	8.00
ENVELOPE FOR SAUDI ARABIA	EACH	50.00	50.00	50.00	45.00	50.00	45.00
POSTAL REGISTRATION CHARGES	EACH	28.00	28.00	28.00	28.00	28.00	28.00
U.M.S. REG CHARGES MIN.	EACH	59.00	58.00	58.00	58.00	58.00	58.00
T.C.S. CH. MIN.WITH IN ZONE	EACH	110.00	150.00	150.00	110.00	150.00	150.00
TELEPHONE CHARGES LOCAL CALL	P/CALL	3.94	3.94	3.94	3.94	3.94	3.94
TEL CHARGES OUT SIDE CITY	P/CALL	3.94	3.94	3.94	3.94	3.94	3.94
INTERNET CHARGES	P/HOUR	25.00	30.00	30.00	38.75	20.00	20.00
MOBILE CELL CHARGES	P/UNIT	3.00	3.00	3.00	3.00	4.00	3.00
FAX CHARGES (LOCAL)	P/PAGE	15.00	25.00	25.00	20.00	20.00	15.00
TELEPHONE SET AV. QLTY	EACH	575.00	750.00	800.00	675.00	500.00	850.00
MOBILE SET NOKIA/SONY/ERICSON/SAMSUNG WITHOUT CAMERA	EACH	3000.00	2000.00	2100.00	2750.00	3000.00	3750.00
T.V. 20" COLORED WEGA H-A21.	EACH	18000.00	17000.00	17000.00	18000.00	17500.00	20000.00
T.V 20" COLOR CHINA/KORIA)	EACH	13000.00	8000.00	8000.00	12000.00	8500.00	16500.00
V.C.P. PANASONIC/LG/NAT	EACH	6900.00	4500.00	0.00	6000.00	0.00	6500.00
DVD/VCD PLAYER PANASONIC/LG	EACH	5200.00	3000.00	0.00	4800.00	3000.00	4750.00
RADIO WITH C.PLAYER NATIONAL	EACH	1925.00	1600.00	1675.00	2000.00	1900.00	1650.00
PERSONNEL COMPUTER (BRANDED)	EACH	42000.00	28000.00	28000.00	28000.00	28000.00	28000.00
VID. CASSETTE BLK. TDK/SONY	EACH	155.00	150.00	150.00	150.00	0.00	0.00
COM. C.D. (TDK/IMATION)	EACH	72.50	60.00	35.00	70.00	50.00	65.00
TAPE RECORDER CASSETTE BLANK	EACH	40.00	35.00	37.50	35.00	45.00	30.00
VIDEO GAME SEGA 16 BYTE	EACH	1150.00	900.00	900.00	1250.00	1000.00	0.00
CINEMA A/C. HIGH CLASS	TICKET	0.00	0.00	0.00	0.00	0.00	0.00
CINEMA NON-A/C HIGH CLASS	TICKET	150.00	0.00	0.00	20.00	0.00	0.00
CABLE CHARGES	P/MONT	400.00	350.00	300.00	300.00	300.00	300.00
TV.LICENCE FEE DOMESTIC	YEARLY	420.00	420.00	420.00	420.00	420.00	420.00
ENGLISH BOOK CLASS V1	EACH	59.00	59.00	59.00	59.00	59.00	59.00
ENGLISH BOOK CLASS IX OR X	EACH	72.00	72.00	72.00	72.00	72.00	72.00
ENG. BOOK IST.YR COMPLETE SET	EACH	65.00	65.00	65.00	65.00	65.00	65.00
ENGLISH BOOK BA/B.SC	EACH	175.00	175.00	175.00	175.00	175.00	175.00
URDU BOOK CLASS V (T.B.BORD)	EACH	82.00	82.00	82.00	82.00	82.00	82.00
URDU BOOK CLASS IX/X(T.B.B)	EACH	85.00	85.00	85.00	85.00	85.00	85.00
URDU BOOK IST.YEAR/INTER	EACH	85.00	85.00	85.00	85.00	85.00	85.00
URDU BOOK BA/B.SC	EACH	175.00	175.00	175.00	175.00	175.00	175.00
MATHS BOOK CALSS V (T.B.B)	EACH	55.00	55.00	55.00	55.00	55.00	55.00
MATHS BOOK CLASS IX OR X	EACH	130.50	130.50	130.50	130.50	130.50	130.50
MATHS BOOK IST.YEAR (T.B.B)	EACH	138.00	138.00	138.00	138.00	138.00	138.00
PAKISTAN STUDIES BOOK BA/B.SC	EACH	300.00	300.00	300.00	300.00	300.00	300.00
DAILY "DAWN"	P/COPY	19.00	19.00	19.00	19.00	19.00	19.00
DAILY "JANG"	P/COPY	12.00	12.00	12.00	12.00	12.00	12.00
DAILY "NAWA-E-WAQT"	P/COPY	12.00	12.00	12.00	12.00	12.00	12.00
WEEKLY "AKHBAR-E-JAHAN"	P/COPY	55.00	55.00	55.00	55.00	55.00	55.00
WEEKLY "MAG"	P/COPY	45.00	45.00	45.00	45.00	45.00	45.00
MONTHLY "NAUNEHAL DIGEST"	P/COPY	35.00	35.00	35.00	35.00	35.00	35.00
PAPER FOOLSCAPE (27"x17")	QUIRE	27.50	25.00	25.00	35.00	50.00	35.00
EXERCISE.BOOK LINED 80/100 PGS	EACH	37.50	40.00	40.00	40.00	50.00	27.50
PENCILGOLDFISH/DEER	EACH	5.00	5.00	5.00	5.00	5.00	4.50
PEN INK DOLLOR 57 ML BOTTLE	EACH	20.00	20.00	20.00	20.00	20.00	20.00

Contd.

7.11 Intercity Consumer Prices January, 2015

Description	Unit	Quetta	Turbat	Gawadar	Loralai	Khuzdar	D.M. Jamali
PHOTOSTATE PAPER 70 GM	PRT	355.00	530.00	550.00	400.00	400.00	350.00
BALL PEN (local)	EACH	5.00	7.00	7.00	5.00	5.00	5.00
FOUNTAIN PEN HERO/WINGS/CHINA	EACH	35.00	40.00	40.00	35.00	40.00	37.50
PRIVATE SCHOOL FEE ENGLISH MED. AVG. STANDARD (CLASS I)	P/MONTH	750.00	625.00	700.00	500.00	350.00	375.00
PRIVATE SCHOOL FEE ENGLISH MED. AVG. STANDARD (CLASS V)	P/MONTH	1150.00	725.00	800.00	700.00	560.00	550.00
PRIVATE SCHOOL FEE ENGLISH MED. AVG. STANDARD (CLASS VI)	P/MONTH	1200.00	825.00	900.00	1000.00	675.00	700.00
PRIVATE SCHOOL FEE ENGLISH MED. AVG. STANDARD (CLASS X)	P/MONTH	1400.00	925.00	1000.00	1200.00	635.00	850.00
PRIVATE MEDICLE COLLEGE FEE MBBS (1ST YEAR)	P/MONTH	0.00	0.00	0.00	0.00	0.00	0.00
PRIVATE ENGINEERING COLLEGE FEE (ISTR YEAR)	P/MONTH	5700.00	0.00	0.00	0.00	0.00	0.00
GOVT. COLLEGE FEE 1ST YEAR	MONTH	60.00	7.50	7.50	7.50	7.50	7.00
GOVT. COLLEGE FEE 4TH. YEAR	MONTH	80.00	9.00	9.00	9.00	9.00	9.00
GOVT. UNIVERSITY FEE MSC.	MONTH	350.00	350.00	350.00	350.00	350.00	350.00
GOVT. MED. COLLEGE FEE MBBS	MONTH	950.00	0.00	950.00	0.00	0.00	950.00
GOVT. ENGG. COLL. FEE 1 YEAR	MONTH	850.00	0.00	3850.00	0.00	850.00	850.00
COACHING FEE FOR CLASS IX/X	P/MONTH	500.00	1000.00	1000.00	600.00	600.00	1000.00
COACHING CHARGES FOR CLASS 1ST YEAR/INTER (SCIENCE)	P/MONTH	1000.00	0.00	1000.00	0.00	0.00	1500.00
COACHING CHARGES FOR CLASS 1ST YEAR/INTER (COMMERCE)	P/MONTH	1000.00	0.00	1000.00	0.00	0.00	1500.00
I.T. TUITION FEES	P/MONTH	1800.00	0.00	920.00	0.00	0.00	0.00
MBA TUITION FEES	P/MONTH	0.00	0.00	0.00	0.00	0.00	0.00
BREAD TANDOORI ST. SIZE	EACH	10.00	10.00	10.00	10.00	15.00	10.00
COOKED MUTTON (AV. HOTEL)	PLATE	150.00	120.00	155.00	200.00	200.00	115.00
COOKED BEEF (AV. HOTEL)	PLATE	80.00	90.00	125.00	120.00	150.00	80.00
COOKED DAL (AV. HOTEL)	PLATE	60.00	70.00	75.00	50.00	60.00	40.00
CHICKEN BIRYANI FULL/DOUBLE	PLATE	150.00	120.00	130.00	100.00	85.00	90.00
TEA PREPARED (ORDINARY)	CUP	21.00	10.00	10.00	20.00	20.00	20.00
HAIRCUT CHARGES FOR MEN	P/CUT	80.00	90.00	100.00	60.00	60.00	55.00
BEAUTY PORL HAIR STYL CHARGE	P/STY.	350.00	300.00	325.00	250.00	250.00	150.00
SHAVING CHARGES	PER SHV	40.00	35.00	35.00	40.00	30.00	25.00
LIPSTICK S.MISS/MEDORA	EACH	95.00	90.00	100.00	90.00	100.00	90.00
NAIL POLISH S.MISS/MEDORA	EACH	95.00	80.00	80.00	80.00	80.00	80.00
PERFUME MED.SIZE MEDORA/BROACH	EACH	100.00	100.00	100.00	100.00	150.00	180.00
HAIR-OIL AMLA/CHAMBELI	BOTTLE	100.00	90.00	80.00	100.00	100.00	110.00
TOILET SOAP LUX 95 GRAMS	EACH	40.38	40.38	40.38	40.38	40.38	40.38
TOILET SOAP LIFEBOUY 140 GRM	EACH	36.00	36.00	36.00	36.00	36.00	36.00
TOILET SOAP SAFEGUARD BATH SIZE	EACH	48.00	46.00	46.00	48.00	46.00	48.00
TOOTHPASTE MACKLINES 70 GRM	EACH	50.00	50.00	50.00	50.00	50.00	50.00
TOOTHPAST MED SIZE CLGATE 70 GMS	EACH	56.00	56.00	56.00	56.00	56.00	56.00
TOOTHBRUSH SHEILD A/PLAUQUE	EACH	50.00	50.00	50.00	40.00	50.00	47.50
TOOTHPOWDER DENTONIC 90 GRM	EACH	25.00	25.00	25.00	25.00	25.00	25.00
HAIR-COLOUR BEGIN (6 GMS)	EACH	90.00	90.00	90.00	95.00	90.00	95.00
HAIR COLOUR (KALAKOLA)	BOTTLE	120.00	120.00	120.00	120.00	120.00	120.00
FACECREAM PONDS (MEDIUM)	EACH	120.00	100.00	100.00	120.00	160.00	110.00
TALC POWDER VICE ROAY,B.CAT	EACH	120.00	130.00	120.00	120.00	160.00	130.00
BLADE TREET ORDINARY 10'S	PKT.	30.00	30.00	30.00	35.00	45.00	30.00
BLADE 7-O-CLOCK STAIN. 5'S	PKT.	35.00	30.00	35.00	35.00	55.00	35.00
SHAMPOO SUNSILK/PAINTIN 100 ML	BOTTLE	110.00	115.00	110.00	100.00	100.00	110.00
BEAUTY CREAM (FAIR & LOVELY)	EACH	135.00	85.00	115.00	100.00	100.00	155.00
HAIR REMOVING CREAM (EU-CREAM)	TUBE	65.00	55.00	55.00	65.00	55.00	57.50
GEL MEDIUM SIZE	BOTTLE	80.00	60.00	60.00	80.00	120.00	120.00
DISPOSABLE RAZOR GILLET-II	EACH	45.00	45.00	47.50	45.00	45.00	40.00
SHAVING CREAM TOUCH-ME/ADM.	EACH	60.00	50.00	60.00	60.00	70.00	60.00
GOLD TEZABI 24 CT	10 GM.	40700.00	48500.00	48000.00	48000.00	39500.00	38700.00
SILVER TEZABI 24 CT	10 GM.	600.00	1000.00	1100.00	0.00	600.00	520.00
ARTIFICIAL JEWELLARY SET	SET	480.00	500.00	525.00	520.00	400.00	500.00
WRIST WATCH GENTS CITIZEN (ORIGINAL) ***	EACH	2550.00	2550.00	2500.00	2550.00	2500.00	2500.00
WRIST WATCH LADIES CITIZEN (ORIGINAL) ***	EACH	2550.00	2500.00	2500.00	2500.00	2500.00	2500.00
WALL CLOCK QUARTZ AV.QLTY	EACH	475.00	325.00	325.00	500.00	500.00	475.00
SUITCASE REXIN (24"x16"x6")	EACH	1500.00	950.00	950.00	1000.00	1950.00	900.00
TRUNK MEDIUM SIZE ***	EACH	675.00	650.00	700.00	650.00	1500.00	1200.00
PURSE LADIES (LEATHER) AVERAGE QUALITY	EACH	400.00	325.00	300.00	330.00	300.00	325.00

7.11 Intercity Consumer Prices January, 2015

Description	Unit	Value in Rupees	
		Average	% Change
FOOD & NON-ALCOHOLIC BEVERAGES			
WHEAT	10 KG.	351.6	-0.1647
WHEAT FLOUR FINE/SUPERIOR.	KG.	45.12	-0.3534
WHEAT FLOUR AVG. QLTY	KG.	40.15	-0.9864
WHEAT FLOUR BAG	10 KG.	399.03	-1.1788
MAIDA	KG.	53.63	-0.6300
SUJI	KG.	55.23	-0.5044
BESAN AV. QLTY.	KG.	83.42	2.4690
RICE BASMATI SUP. QLTY.	KG.	132.89	-1.2117
RICE BASMATI 385/386	KG.	92.84	-2.6120
RICE BASMATI BROKEN AV.QLTY	KG.	69.46	-2.0587
RICE IRRI-6 (SINDH/PUNJAB)	KG.	48.93	-0.5892
VERMICELLI	KG.	78.67	0.0000
BREAD PLAIN MEDIUM SIZE	EACH	39.61	0.0000
RUSK (PAPAY)	KG.	184.74	0.0217
BISCUITS-PACKED	PKT	35	0.0000
BISCUIT-BAKERY (LOOSE)	250 GM	74.47	0.0806
CORNFLAKS FAUJI 225 GM.	PKT	171.88	0.5264
SAMOSA (VEGATABLE)	EACH	12.41	0.3234
PASTRY AV.QLTY.	EACH	25.34	0.0000
PATTIES (VEGATABLES)	EACH	20.8	0.0000
NIMCO	250 GM	65.04	0.0000
CHIPS	250 GM	76.16	0.0000
BEEF WITH BONE AV.QLTY.	KG	288.57	0.0347
MUTTON AV.QLTY.	KG	560.48	0.0268
CHICKEN FARM BROILER (LIVE)	KG	172.77	5.0018
FISH-RAHU MEDIUM SIZE	KG	295.1	1.0374
MILK FRESH (UNBOILED)	LTR.	74.54	0.0134
CURD	KG.	87.72	0.0684
MILK TETRA PACK 1/2 LTR.	PKT.	59.38	0.8149
LACTOGEN 400 GRAMS	PKT.	426.31	0.0587
POWDER MILK NIDO 400GM.	PKT	348.25	0.0000
MILK POWDER LOOSE/PACKED	KG.	500.93	-2.0626
BUTTER LOCAL PACKED	50 GM.	28.87	0.0000
EGGS FARM	DOZ	117.65	3.9219
MUSTARD OIL AV.QLTY.	KG.	186.22	0.1344
COOKING OIL (DALDA)	2.5LTR	514.61	-2.2286
COOKING OIL (PAKWAN) OTHER BRAND SPECIFY	2.5 LTR	482.62	-2.3116
VEGETABLE GHEE TIN	2.5KG.	497.42	-0.9617
VEGETABLE GHEE (LOOSE)	KG.	156.9	-1.3270
DATES AV.QLTY.	KG.	179.13	1.0378
PISTACHIO AV.QLTY.	50 GM.	107.29	-0.9600
ALMONDS WHOLE AV.QLTY.	KG.	583.31	3.5615
COCONUT DRY AV.QLTY.	KG.	285.9	0.6867
RAISINS AV.QLTY.	50 GM.	22.03	0.8700
GROUNDNUTS (WITH SHELL)	KG.	185.73	0.1780
MALTA/MOSAMBI	DOZ	110.21	-1.3163
KINNU	DOZ	74.77	-4.7759
APPLE	KG	110.2	2.0843
ALOO BUKHARA	KG	0	#DIV/0!
POMEGRANATE (ANNAR)	KG	208.45	12.5844
GRAPES	KG	0	#DIV/0!
BANANAS	DOZ	59.46	0.4053
MANGO KALMI	KG	0	#DIV/0!
GUAVA	KG	66.04	-16.1929
WATERMELON (TURBOOZ)	KG	0	#DIV/0!

Contd.

**7.11 Intercity Consumer Prices
January, 2015**

Description	Unit	Value in Rupees	
		Average	% Change
MUSKMELON (KHARBOOZA)	KG	0	#DIV/0!
SWEETMELON (GARMA)	KG	0	#DIV/0!
PULSE MASOOR (WHOLE)	KG.	122.94	0.8201
PULSE MASOOR (WASHED)	KG.	135.55	1.0060
PULSE MOONG (WASHED)	KG.	163.93	1.8136
PULSE MASH (WASHED)	KG.	158.51	-0.1575
PULSE GRAM	KG.	80.63	3.9582
GRAM WHOLE BLACK AV QLTY.	KG.	80.49	2.6527
			Contd.
GRAM WHOLE YELLOW AV.QLTY	KG.	113.13	0.5868
BEANS (LAL LOBIN)	KG.	142.31	-2.1723
POTATOES	KG	28.83	-25.3689
ONION	KG	24.12	1.1745
TURNIP	KG	25.47	-3.6687
RADISH	KG	22.31	-4.3310
TOMATOES	KG	51.41	7.3054
CABBAGE	KG	37.51	0.6170
CAULIFLOWER	KG	35.41	-7.6662
BRINJAL	KG	0	-100.0000
PUMPKIN	KG	0	#DIV/0!
BOTTLEGOURD	KG	0	#DIV/0!
LADY FINGER	KG	0	#DIV/0!
PEAS	KG	79.31	6.2282
SPINACH	KG	21.98	-6.9039
TINDA	KG	0	#DIV/0!
TURAI	KG	0	#DIV/0!
KARAILA	KG	0	#DIV/0!
ARVI	KG	0	#DIV/0!
CHILLIES GREEN	KG	72.35	12.2401
CARROT	KG	30.47	-24.8026
COCUMBER (KHEERA)	KG	72.73	23.6484
LEMON	250GM	33.12	-6.1224
SUGAR REFINED	KG.	54.27	-1.5242
GUR AV.QLTY	KG.	80.39	0.6133
HONEY LANGANESE 500 GM.	BOTTLE	780.31	0.0397
MILO 200 GM.	BOTTLE	198.6	0.0655
CUSTARD POWDER RAFHAN 300 GM.	PKT	74.94	0.1738
TOFFEE (HILAL)	EACH	1.31	0.0000
CHOWKELATE CANDY (SMALL SIZE)	EACH	5	0.0000
SWEETMEAT (MIXED)	KG	303.98	0.3234
ICE CREAM WALLS	CUP.	40	0.0000
ICE	KG	9.95	-1.4851
JAM AHMED/MITCHELLES	BOTTLE	131.29	0.0000
SQUASH-MITCHELLES	BOTTLE	146.56	0.0000
ROOH AFZA	BOTTLE	142.38	0.0000
JAM-E-SHIREEN	BOTTLE	147.63	0.0000
SAUNF	50 GM	17.27	0.4654
CINAMON LOOSE AV. QLTY	50 GM.	24.77	0.4868
CUMINSEED WHITE NATIONAL	50 GM.	51.9	0.0000
PEPPER BLACK NATIONAL	50 GM.	94.43	0.0000
CLOVES LOOSE AV.QLTY	50 GM.	94.13	0.3518
CARDAMOM LARGE LOOSE AV.QLTY	50 GM.	140.26	0.9573
CARDAMOM SMALL AV.QLTY	50 GM.	106.95	-2.5779
SALT-POWDERED (LAHORI) LOOSE	KG.	9.82	0.0000
SALT POWDERED (NATIONAL/SHAN)	PKT	24.38	0.5361
CHILLIES POWD.NATIONAL 200GM	PKT	105	0.0000
CHILLIES POWDER LOOS	KG.	262.69	-0.1710

Contd.

7.11 Intercity Consumer Prices January, 2015

Description	Unit	Value in Rupees	
		Average	% Change
CORRIANDER SEED POWD.NATIONAL	PKT	86.35	3.2277
CORRIANDER SEED (LOOSE)	KG.	259.55	2.0364
TURMERIC POWD.NATIONAL 50GM	PKT.	35.2	0.0000
CURRY POWD. NATIONAL 200 GM	PKT.	86.63	0.0000
TOMATO KETCHUP AHMED/MITCHL	BOTTLE	88.29	0.2840
PICKLES AHMED/MITCHELLES	BOTTLE	103.75	0.8456
VINEGAR SYNTHETIC (SIRKA)	BOTTLE	72.36	0.1661
GARLIC	KG	142.85	5.8305
GINGER	KG	192.79	-5.4766
TAPAL DANEDAR TEA 200GM PACKET	PKT	126	1.2699
TEA LIPTON YELLOW LABEL 200GM.	PKT.	130.63	0.7559
TEA LOOSE KENYA AV.QLTY 250GM.	PKT.	134.17	-1.3601
COFFEE-NESCAFE 75 GM. **	BOTTLE	323.13	0.8584
COLD DRINK (STANDARD SIZ)	BOTTLE	23.92	0.0000
FRUIT JUICE TETRA PACK	PKT.	17.61	0.0000
MINERAL WATER NESTLE 1.5 LTR	BOTTLE	47.38	0.6800
ALCOHOLIC BEVERAGES & TOBACCO			
CIGARETTES K-2 10'S **	PKT	46	0.0000
CIGARETTES CAPSTAN 10'S **	PKT	50.13	0.0000
CIGARETTES GOLD LEAF 20'S	PKT	99.88	0.0000
CIGARETTES MORVEN GOLD 20'S	PKT	50.06	0.0000
BETEL LEAVES	50GM.	63.45	-0.5642
BETEL NUTS	KG.	309.58	-0.2417
CLOTHING & FOOTWEAR			
LONG CLOTH 57" GUL AHMED/AL-KARAM	METER	212.77	0.0894
SHIRTING AV.QLTY.	METER	165.37	0.0000
PANT CLOTH W & WEAR AV.QLTY	METER	378.52	0.0000
LAWN PRINTED GUL AHMED/AL-KARAM	METER	259.03	0.0000
GEORGETTE AV.QLTY	METER	132.77	0.0000
LINEN AV.QLTY ***	METER	148.69	0.0000
HEAVY WT SUITING LAWERNCPUR SUP QLTY	METER	1263.2	0.3974
HEAVY WT SUITING LAWERNCPUR AV QLTY	METER	1717.88	0.0000
TROPICAL SUITING LAW.PUR	METER	1072.63	0.3508
PANT BOY 24"/26" LENGTH.	EACH	473.85	0.0000
SHIRT BOY 24"/26" LENGTH	EACH	368.53	0.5100
SCHOOL UNI. PANT,SHIRT BOYS	SUIT	630.35	0.0000
SCHOOL UNI. KAMEEZ,SHAL.BOYS	SUIT	593.67	0.0000
SCHOOL UNI. KAMEEZ,SHAL.GIRL	SUIT	626.29	0.0000
FROCK W/WEAR GIRLS	EACH	931.64	0.3144
AWAMI-SUIT W & W(BOY) 24"/26	SUIT	909.6	0.1023
AWAMI-SUIT W&W (GENTS)AV.QLTY	SUIT	1230.13	0.0000
PULLOVER GENTS OXFORD/BON.	EACH	2752.65	0.0545
PULLOVER LADIES OXFORD/BON.	EACH	2623.08	0.1910
PULLOVER (GENTS) OTHERS A.QTY	EACH	927.79	0.0000
SECOND-HAND COAT FOR MEN	EACH	431.49	1.0231
SECONDHAND SWEETER FOR MEN DUP QLTY	EACH	296.67	0.1283
SECONDHAND WINTER JACKET	EACH	415.95	0.3087
UNDERWEAR AV.QLTY MEDIUM SIZE	EACH	124.35	0.0000
VEST FOR MEN AV.QLTY.	EACH	127.13	0.1024
VEST/SHAMEEZ (WOMEN) AVG. QLTY	EACH	149.83	0.0401
SOCKS NYLON (PAKISTANI)	PAIR	82.94	0.0000
BRASSIER AV.QLTY.	EACH	146.96	0.2592
BRASSIER SUP QLTY	EACH	334.95	0.1735
DOPATTA GEORGETTE AV.QLTY.	EACH	285.03	0.0000
DOPATTA COTTON AV GLTY	EACH	222.62	0.0000
CHADDAR (W/WEAR) (2x2.5 MTR)	EACH	437.87	0.8197

Contd.

7.11 Intercity Consumer Prices January, 2015

Description	Unit	Value in Rupees	
		Average	% Change
LUNGI/DHOTI(COTTON) AVG. QLTY	EACH	298.68	0.3798
HANDKERCHIEF AVG. QLTY PAK	EACH	38.25	0.0000
HANDKERCHIEF SUP. QLTY PAK	EACH	60.59	0.0000
GLOVES AV QLTY	PAIR	95.2	2.9746
AZARBAND COTTON AVG. QLTY	EACH	16.94	0.0000
SEWING THREAD/REEL(ASLI PARI)	EACH	6.65	0.3017
WASHING CHARGES PAINT & SHIRT	SUIT	92.95	0.0000
DRY CLEANING SUIT COAT PANT	SUIT	307.28	0.4085
WASHING CH. (KAMIZ-SHALWAR)	PAIR	65.58	0.3827
TAILORING SHIRT	EACH	333.35	0.5672
TAILORING CHARGES PANT (MEN)	EACH	567.44	0.2208
TAILORING COAT-PANT SUIT	SUIT	3597.05	0.0927
TAILORING AWAMI-SUIT (MALE)	SUIT	509.68	1.0528
TAILORING SUIT FEMALE	SUIT	432.11	0.7296
GENTS SHOES PAUL BATA	PAIR	1199	0.0000
GENTS SANDAL BATA	PAIR	699	0.0000
GENTS SPOUNG CHAPPAL BATA	PAIR	179	0.0000
LADIES SANDAL BATA	PAIR	499	0.0000
LADIES SPOUNG CHAPPAL BATA	PAIR	179	0.0000
CHILD SHOE POWER LITE BATA	PAIR	599	0.0000
GENTS SHOE, ART 1109 SERVICE	PAIR	999	0.0000
NYLON JOGGER 27 SIZE 2-5 ***	PAIR	1299	0.0000
CHINA FOOT WEAR AV. QLTY (MALE) *	PAIR	666.99	0.4397
CHINA FOOT WEAR AV. QLTY (FEMALE) *	PAIR	513.64	0.3654
CHINA FOOT WEAR AV. QLTY (CHILDREN) *	PAIR	428.74	0.9774
			Contd.
SHOE REPAIR HALF SOLE	PAIR	97.87	0.0000
SHOES POLISH CHARGES AVERAGE SHOP	PAIR	17.71	0.0000
HOUSING, WATER, ELECT,GAS & OTH FUEL			
HOUSE RENT (combined)	MONTH	6305.05	1.9900
rent 2	pm	6305.05	1.9900
RENT3	PM	6305.05	1.9900
RENT4	PM	6305.05	1.9900
RENT5	PM	6305.05	1.9900
RENT6	PM	6305.05	1.9900
SYNTHETIC ENEMAL ROBIALAC BALTI 3.64 LTR.	EACH	1826.33	0.0751
SYNTHETIC ENEMAL ICI BALTI 3.64 LTR.	EACH	1912.3	0.1477
CEMENT (LOCAL) SPECIFY BRAND NAME	BAG	516.52	-0.3319
BRICKS (NEW) IST CLASS	P/1000	6281.69	-0.4004
CEMENT BLOCKS (6"x8"x12")	P/100	2297.31	0.0000
BAJREE	100CFT	3733.66	-1.0781
SAND (BLACK PIT SAND)	K100CFT	2185.24	-1.4615
TIMBER SHESHAM LOG IST QUALITY	cubmt.	51788.67	0.0667
IRON BAR (M.S. BAR) 1/2"	P/TON	77585.38	-1.1769
CARPANTER WAGE RATE	P/DAY	786.46	0.4996
MASON (RAJ) WAGE RATE	P/DAY	849.71	0.9660
UNSKILLED LABOUR WAGE RATE	P/DAY	455.98	0.5513
PLUMBER WAGE RSTE	P/DAY	778.06	0.8751
ELECTICIAN WAGE RATE PER DAY **	P/DAY	709.87	1.1874
ELECTICIAN WAGE RATE PER POINT **	P/PNT	113.04	0.4443
WATER CHARGES PER HOUSE	P/MONTH	115.26	0.0000
ELECT.CHARGES UPTO 50 UNITS	P/UNIT	2	0.0000
ELECT.CHARGES 01 - 100 UNIT	P/UNIT	5.79	0.0000
ELECT.CHARGES 101 - 300 UNIT	P/UNIT	9.9	0.0000
ELECT.CHARGES 301 - 1000 UNIT	P/UNIT	15.63	0.0000
ELECT.CHARGES ABOVE 1000 UNIT	P/UNIT	17.71	0.0000

Contd.

7.11 Intercity Consumer Prices January, 2015

Description	Unit	Value in Rupees	
		Average	% Change
ELEC	PM	10.21	0.0000
GAS CHR9 upto 3.3719 MMBUT	MMBTU	124.18	0.0000
GAS CHR9 3.3719 - 6.7438 MMBUT	MMBTU	248.37	0.0000
GAS CHR9 6.7438 - 10.1157 MMBUT	MMBTU	248.37	0.0000
GAS CHR9 10.1157 - 13.4876 MMBUT	MMBTU	620.91	0.0000
GAS	PM	620.91	0.0000
GAS	PM	372.55	0.0000
KEROSENE OIL	LTR	97.21	-7.0295
FIREWOOD WHOLE	40 KG.	517.73	2.9899
FURNISHING HOUSE HOLD EQUIPMENTS			
CHAIR SHESHAM WOOD WITH ARMS **	EACH	1880.16	0.6020
CHAIR PLASTIC (CHAIRMAN) AVERAGE QUALITY	EACH	749	0.4466
TABLE SHESHAM WOOD (4X2X5") ***	EACH	5330.35	0.3058
SOFASET WOODEN WITH FOAM SEAT **	SET	16582.14	0.7371
COT IRON (WITH NIWAR)AV.QLTY.	EACH	2109.79	0.5960
ALMIRAH (STEEL) 6'X3' 20 GUAGE	EACH	9549.3	0.1048
DINNING TABLE 6 CHAIRS A.QLTY	SET	19166.25	0.5161
SINGLE BED WITHOUT FOAM MED.	EACH	5807.59	0.0000
MATRESS SINGLE(4" THICK)	EACH	4815.17	0.2081
FARSHI DARI 12'X9' AV.QLTY	EACH	1262.81	0.4974
DARI COTTON (6'x2 1/2') AV.QL	EACH	575.37	0.2719
CARPET PLAIN AV. QLTY	SQFT.	39.65	0.0000
QUILT (LIHAF) 3 KG. COTTON	EACH	892.86	1.5329
BLANKET (90" x 54")	EACH	3320.02	0.5680
BEDSHEET SINGLE BED SUP.QLTY	EACH	597.09	0.1392
BED SHEET DOUBLE WITH TWO PILLOW COVERS SUP QLTY	SET	1162.84	0.0000
TOWEL(3'x2') AV. QALTY	EACH	236.22	0.5320
CEILING FAN 48" SUPER QLTY **	EACH	2991.63	0.0000
PEDESTAL FAN 22" SUPER QLTY	EACH	4042.5	0.0000
REFG. DAWLENCE 10 CFT. D.DOOR	EACH	30557.5	0.0000
D-FREEZER WAVES 8 CFT.	EACH	29206.25	0.0000
AIRCONDITIONER 1.5 TON PEL	EACH	41552.5	0.0000
SPLIT AIR CONDITIONER 1.5 TON (SPECIFY BRAND NAME)	EACH	43876.25	0.0000
AIRCOOLER SUPER ASIA	EACH	11493.75	0.0000
WASHING MACHINE SINGER	EACH	15364.38	0.0000
SEWING MACHINE(SINGER)	EACH	5772.38	0.0000
GIZER LARGE SIZE 30 GALLON CAPACITY SUP QLTY	EACH	17946.25	2.4658
GAS BURNER DOUBLE SPFY.BRAND	EACH	1708.48	0.2570
ELECT. IRON PHILIPS MDL.1120	EACH	1715.96	0.1459
ELECTRIC JUICER FOR APPLE	EACH	5219.58	0.2641
S.STEEL DEGHCHI MEDIUM SIZE ***	EACH	596.61	0.3853
ALUMINIUM COOKING PAN (DEGCHI) MED SIZE	EACH	576.73	0.0000
NON STICK COOKING PAN (DEGCHI) SUP. QLTY	EACH	831.12	0.3017
FRYING PAN STEEL AVG. QLTY MED. SIZE	EACH	375.87	0.1119
TAWA IORN (MEDIUM SIZE) AVG. QLTY	EACH	303.77	0.0000
S.STEEL PLATE A.QLTY.(M.SIZE)	EACH	73.07	0.0000
TABLE SPOON S.STEEL SUP.QLTY.	DOZEN	359.71	0.1754
WATER SET JUG+6 GLASSES (OMROC)	SET	490.07	0.6159
TEA SET PAK. CHINAWARE 21 PCS.	SET	1737.25	0.0000
DINNER SET PLASTIC 72 PIECES SUPERIOR QLTY	SET	5115.36	0.6764
HOTPOT SET PLASTIC 3 PCS.	SET	1290.66	0.0000
BUCKET(BALTI) PLASTIC MED.SIZ	EACH	330.23	0.0000
LOTA PLASTIC (MED SIZE) AVERAGE QUALITY	EACH	52.75	0.7064
PRESURE COOKER 4 LTR.	EACH	1364.85	0.1607
WATER COOLER 9/10 LTR.PLASTIC ***	EACH	579.24	0.0000

Contd.

7.11 Intercity Consumer Prices January, 2015

Description	Unit	Value in Rupees	
		Average	% Change
THERMOS STARVAC 1 LTR	EACH	467.85	1.1896
BULB PHILIPS 100-WATTS	EACH	30.33	0.0000
TUBE LIGHT PHILIPS 40 WATTS	EACH	103.98	0.0000
ELECTRIC BLUBS "0" WATTE LOCAL	EACH	21.93	0.5963
ELECTRIC BLUB ENERGY SAVER 14 WATTS	EACH	158.25	0.3170
WASHING SOAP 250 GMS SPECIFY BRAND NAME	EACH	32.41	0.0000
SURF EXCEL 400 GMS POLY BAG	EACH	125	0.0000
WASHING POWDER 1000 GRM	EACH	183.13	0.0000
WASHING POWDER (WHEEL/ BONUS) 100 GRAMS	EACH	96.26	0.0000
CLEANSER POWDER VIM 1000 GM	PKT.	71.81	0.0000
FINIS 500 ML	BOTTLE	181.17	0.3601
PHNYLE TYPHONE/FINIS/CARRANITE 3 LITRES	BOTTLE	138.76	0.1805
HARPIC	BOTTLE	132.75	0.0905
BOOT POLISH CHERRY/KIWI 50ML	EACH	100.33	0.0000
ROBIN BLUE (35 GRAMS)	PKT.	38.72	0.0000
TISSU PAPER PERFUMED 100 PCS.	PKT	99.62	0.1005
TOILET PAPER ROLL (R.PETEL)	P/ROLL	36.68	0.0000
BOOT POLISH LIQUID CHEERY BLOSSOM KIWI 75 ML	BOTTLE	131.5	0.1905
MATCH BOX SMALL	EACH	1.67	0.0000
DRY CELL 1.5 VOLT(LOCAL)	EACH	22.46	0.0000
HAND STITCHING NEEDLE M.SIZE	PACKET	7.65	0.0000
SEWING MACHINE NEEDLE (SINGER)	EACH	6.09	0.0000
HOUSEHOLD SERVANT FEMALE P/T	P/MNTH	1788.25	0.4105
MARRIAGE HALL WITH FURNITURE	P/HEAD	109.36	0.3395
HEALTH			
SEPTRAN TABLETS	10TAB.	15.44	0.0000
BRUFEN TABS 200-MG.	10TAB.	10	0.0000
PANADOL TAB. EXTRA/PLAIN	10TAB.	10	0.0000
DISPRIN TAB.	10TAB.	10	0.0000
TRISIL TAB.	10 TAB	10	0.0000
FLAGYL TAB. 200 MG.	10TAB.	10	0.0000
VENTOLIN TAB. 2MG.	10TAB.	9	0.0000
DAONIL TAB. 5 MG.	10TAB.	17	0.0000
ENTOX TAB.	10TAB.	10	0.0000
RENITEC TAB. 5 MG.	10TAB.	59	0.0000
CAC. 1000 TAB	BOTTLE	122.00	0.0000
AMOXIL CAPSOLE 250 MG.S	10CAP.	36.00	0.0000
CALCIUM SYRUP SANDOZ	BOTTLE	64.00	0.0000
LEDERPLEX SYRUP	BOTTLE	35.00	0.0000
SANCOS SYRUP (50 ML.)	BOTTLE	30.00	0.0000
PHENERGAN SYRUP 120 ML.	BOTTLE	33.00	0.0000
CALPOL SYRUP 60 ML.	BOTTLE	28.00	0.0000
HYDRYLLIN SYRUP 120 ML.	BOTTLE	64.85	0.0000
POLYFAX EYE OINTMENT	TUBE	21.01	0.0000
BETNESOL EYE DROPS	BOTTLE	33.89	0.0000
EAR DROPS (CARDISPORINE) ***	BOTTLE	21.00	0.0000
BETNOVATE-N OINTMENT 5 GMS	TUBE	16.00	0.0000
BURNOL CREAM 30 GRM	TUBE	16.00	0.0000
VICKS VAPORUB/BALM	BOTTLE	36.03	0.0833
GLYCRINE SMALL BOTTLE	BOTTLE	22.69	0.0000
JOUHAR JOSHANDA	PKT.	7.25	3.1294
GALXOS-D (450 GRMS)	PKT.	158.20	0.0000
GRIPE-WATER WOODWARDS	BOTTLE	52.13	0.3658
SANIPLAST ONE PUTTY	EACH	1.85	0.0000
O.R.S. (NIMCOL)	PKT.	15.68	0.3199

Contd.

7.11 Intercity Consumer Prices January, 2015

Description	Unit	Value in Rupees	
		Average	% Change
DETTOL (MEDIUM)	BOTTLE	46.80	0.0000
COTTON BANDAGE 2" - 4"	EACH	9.20	0.0000
THERMOMETER CHINA	EACH	42.21	0.0000
DOCTOR (MBBS) CLINIC FEE	P/PAT.	171.31	0.0000
URINE TEST (DR) CHARGES	P/TEST	101.91	1.3727
BLOOD TEST (CP) CHARGES	P/TEST	239.88	3.2275
SUGAR TEST (RANDOM/FASTING BOTH) CHARGES	P/TEST	170.03	2.9549
ECG CHARGES	P/TEST	226.86	0.2785
X-RAY (CHEST) CHARGES	P/X-RAY	277.86	0.6812
TRANSPORT			
CAR SUZUKI 800 CC (W/O. A/C)	EACH	645371.43	0.0000
CAR SUZUKI 1000 CC	EACH	1065288.89	0.0000
CAR TOYOTA 1300 CC	EACH	1629720.00	0.0000
CAR HONDA CIVIC	EACH	2098315.79	0.0000
MOTORCYCLE HONDA CD-70.	EACH	69685.90	0.0000
MOTORCYCLE YAMAHA 100CC.	EACH	80060.29	0.0000
MOTOR CYCLE HERO 70 CC	EACH	45448.53	0.0000
BICYCLE WITH TYRES & TUBES	EACH	7440.71	0.0000
TYRE CAR WITH TUBE GENERAL	EACH	3416.25	0.0000
TYRE MOTOR CYCLE WITHOUT TUBE	EACH	1207.20	0.0000
TYRE CYCLE SPECIFY BRAND NAME	EACH	375.02	0.2513
TYRE CAR W/O TUBE	EACH	3261.88	0.0000
PETROL SUPER	LITRE	78.28	-7.3938
HIGH SPEED DIESEL HSD	LITRE	86.23	-8.3537
CNG	K.G.	73.04	0.0000
GAS CYLINDER STAND. SIZE	EACH	1595.88	12.2918
MOTOR CYCLE SERVICE CHARGES	EACH	256.83	0.0000
CAR SERVICE CHARGES	EACH	332.32	0.0000
TYRE PUNCTURE CHARGES	EACH	60.02	0.0000
CYCLE OVERHAULING CHARGES	EACH	287.91	0.0000
CAR TAX FOR 800CC TO 1300CC	YEARLY	1840.8	0.0000
TRAIN FARE ECO. 1-100 KM.	P/KM.	0.68	-4.2254
TRAIN FARE ECO. 101-500 KM.	P/KM.	0.98	-3.9216
TRAIN FARE ECO. > 500 KM.	P/KM.	0.89	-4.3011
TRAIN FARE IST SLP. 1-100KM	P/KM.	2.1	-3.6697
TRAIN FARE IST SLP.101-500 KM	P/KM.	2.59	-3.7175
TRAIN FARE IST SLP. > 500 KM	P/KM.	1.99	-3.8647
TRAIN FARE A/C SLP. 1-100KM.	P/KM	5.76	-3.8397
TRAIN FARE A/C SLP.101-500KM	P/KM.	4.59	-3.7736
TRAIN FARE A/C SLP > 500KM.	P/KM	4.16	-3.7037
PLATFORM TICKET	EACH	10	0.0000
AUTO RICKSHAW FARES	KM/MIN	56.67	0.0000
FULL TONGA CHARGES	KM/MIN	61.68	0.0000
TAXI 4 SEATER FARE	KM/MIN	79.74	-0.6479
BUS FARE MIN (WITHIN CITY)	TICKET	11.76	-1.5075
BUS FARE MAX (WITHIN CIT	TICKET	20.61	-2.6453
BUS FARE OUTSIDE CITY	P/KM.	0.9	0.0000
A/C BUS FARE OUTSIDE CITY	P/KM.	1.38	-2.1277
MINIBUS FARE MIN.WITH IN CITY	TICKET	14.18	-3.1421
MINIBUS FARE MAX.WITH IN CITY	TICKET	21	-5.4054
SUZUKI FARE MIN.WITH IN CITY	TICKET	11.07	-1.0724
SUZUKI FARE MAXIMUM W.IN CITY	TICKET	18.82	-0.5811
AIR FARE ECONOMY CLASS.	P/KM.	19.26	0.0000
COMMUNICATION			

Contd.

7.11 Intercity Consumer Prices January, 2015

Description	Unit	Value in Rupees	
		Average	% Change
POSTAL ENVELOPE DOMESTIC	EACH	8	0.0000
ENVELOPE FOR SAUDI ARABIA	EACH	49.63	0.0000
POSTAL REGISTRATION CHARGES	EACH	28	0.0000
U.M.S. REG CHARGES MIN.	EACH	58.18	0.0000
T.C.S. CH. MIN.WITH IN ZONE	EACH	128.88	0.0000
TELEPHONE CHARGES LOCAL CALL	P/CALL	3.94	0.0000
TEL CHARGES OUT SIDE CITY	P/CALL	3.94	0.0000
INTERNET CHARGES	P/HOUR	28.21	0.0000
MOBILE CELL CHARGES	P/UNIT	3.07	0.0000
FAX CHARGES (LOCAL)	P/PAGE	17.38	0.0000
TELEPHONE SET AV. QLTY	EACH	756.95	1.0007
MOBILE SET NOKIA/SONY/ERICSON/SAMSUNG WITHOUT CAMERA	EACH	2782.4	0.0000
RECREATION AND CULTURE			
T.V. 20" COLORED WEGA H-A21.	EACH	19452.71	0.0000
T.V 20" COLOR CHINA/KORIA)	EACH	11280.21	0.0000
V.C.P. PANASONIC/LG/NAT	EACH	5436.31	0.0000
DVD/VCD PLAYER PANASONIC/LG	EACH	4163.58	0.0000
RADIO WITH C.PLAYER NATIONAL	EACH	2221.47	0.0000
PERSONNEL COMPUTER (BRANDED)	EACH	43315.50	0.0000
VID. CASSETTE BLK. TDK/SONY	EACH	144.90	0.0000
COM. C.D. (TDK/IMATION)	EACH	53.52	0.0000
TAPE RECORDER CASSETTE BLANK	EACH	46.65	0.0000
VIDEO GAME SEGA 16 BYTE	EACH	1273.53	0.0000
CINEMA A/C. HIGH CLASS	TICKET	82.98	0.0000
CINEMA NON-A/C HIGH CLASS	TICKET	52.42	0.0000
CABLE CHARGES	PER MONT	290.63	0.0000
TV.LICENCE FEE DOMESTIC	YEARLY	420.00	0.0000
ENGLISH BOOK CLASS V1	EACH	66.07	0.0000
ENGLISH BOOK CLASS IX OR X	EACH	94.76	0.0000
ENG. BOOK IST.YR COMPLETE SET	EACH	86.38	0.0000
ENGLISH BOOK BA/B.SC	EACH	163.25	0.0000
URDU BOOK CLASS V (T.B.BORD)	EACH	69.52	0.0000
URDU BOOK CLASS IX/X(T.B.B)	EACH	101.19	0.0000
URDU BOOK IST.YEAR/INTER	EACH	58.31	0.0000
URDU BOOK BA/B.SC	EACH	144.5	0.0000
MATHS BOOK CALSS V (T.B.B)	EACH	71.98	0.0000
MATHS BOOK CLASS IX OR X	EACH	194.97	0.0000
MATHS BOOK IST.YEAR (T.B.B)	EACH	145.04	0.0000
PAKISTAN STUDIES BOOK BA/B.SC	EACH	150.5	0.0000
DAILY "DAWN"	P/COPY	19	0.0000
DAILY "JANG"	P/COPY	12	0.0000
DAILY "NAWA-E-WAQT"	P/COPY	12	0.0000
WEEKLY "AKHBAR-E-JAHAN"	P/COPY	55	0.0000
WEEKLY "MAG"	P/COPY	45	0.0000
MONTHLY "NAUNEHAL DIGEST"	P/COPY	35	0.0000
PAPER FOOLSCAPE (27"x17")	QUIRE	37.71	0.0000
EXERCISE.BOOK LINED 80/100 PGS	EACH	44.8	0.0000
PENCILGOLDFISH/DEER	EACH	5.9	0.0000
PEN INK DOLLOR 57 ML BOTTLE	EACH	21.25	0.0000
PHOTOSTATE PAPER 70 GM	PRT	344.58	0.0348
BALL PEN (local)	EACH	6.15	1.4851
FOUNTAIN PEN HERO/WINGS/CHINA	EACH	42.26	0.1422

Contd.

7.11 Intercity Consumer Prices January, 2015

Description	Unit	Value in Rupees	
		Average	% Change
EDUCATION			
PRIVATE SCHOOL FEE ENGLISH MEDIUM AVERAGE STANDARD (CLASS I)	PER MONTH	1158.76	0.0000
PRIVATE SCHOOL FEE ENGLISH MEDIUM AVERAGE STANDARD (CLASS V)	PER MONTH	1287.94	0.0000
PRIVATE SCHOOL FEE ENGLISH MEDIUM AVERAGE STANDARD (CLASS VI)	PER MONTH	1393.85	0.0000
PRIVATE SCHOOL FEE ENGLISH MEDIUM AVERAGE STANDARD (CLASS X)	PER MONTH	1642.53	0.0000
PRIVATE MEDICLE COLLEGE FEE MBBS (1ST YEAR)	PER MONTH	44426.99	0.0000
PRIVATE ENGINEERING COLLEGE FEE (ISTR YEAR)	PER MONTH	11971.7	0.0000
GOVT. COLLEGE FEE IST. YEAR	MONTH	44.99	0.0000
GOVT. COLLEGE FEE 4TH. YEAR	MONTH	59.03	0.0000
GOVT. UNIVERSITY FEE MSC.	MONTH	401.64	0.0000
GOVT. MED. COLLEGE FEE MBBS	MONTH	1302.55	0.0000
GOVT. ENGG. COLL. FEE I YEAR	MONTH	1082.49	0.0000
COACHING FEE FOR CLASS IX/X	PER MONTH	1165.4	0.0000
COACHING CHARGES FOR CLASS IST YEAR/INTER (SCIENCE)	PER MONTH	1678.96	0.0000
COACHING CHARGES FOR CLASS IST YEAR/INTER (COMMERCE)	PER MONTH	1425.28	0.0000
I.T. TUITION FEES	PER MONTH	2448.1	0.0000
MBA TUITION FEES	PER MONTH	6285.11	0.0000
RESTAURANTS AND HOTELS			
BREAD TANDOORI ST. SIZE	EACH	7.61	0.0000
COOKED MUTTON (AV. HOTEL)	PLATE	137.33	0.0000
COOKED BEEF (AV. HOTEL)	PLATE	83.86	0.0000
COOKED DAL (AV. HOTEL)	PLATE	49.82	0.2616
CHICKEN BIRYANI FULL/DOUBLE	PLATE	124.55	0.0000
TEA PREPARED (ORDINARY)	CUP	18.32	0.3286
MISCELLANEOUS GOODS AND SERVICES			
HAIRCUT CHARGES FOR MEN	P/CUT	70.85	0.1838
BEAUTY PORL HAIR STYL CHARGE	P/STY.	264.18	0.0000
SHAVING CHARGES	PER SHV	37.86	0.7451
LIPSTICK S.MISS/MEDORA	EACH	105.88	0.8381
NAIL POLISH S.MISS/MEDORA	EACH	86.94	1.6129
PERFUME MED.SIZE MEDORA/BROACH	EACH	164.74	2.1200
HAIR-OIL AMLA/CHAMBELI	BOTTLE	107.5	0.2331
TOILET SOAP LUX 95 GRAMS	EACH	40.38	0.0000
TOILET SOAP LIFEBOUY 140 GRM	EACH	36	0.0000
TOILET SOAP SAFEGUARD BATH SIZE	EACH	47.75	0.0000
TOOTHPASTE MACKLINES 70 GRM	EACH	50	0.0000
TOOTHPAST MED SIZE CLGATE 70 GMS	EACH	61.4	0.0000
TOOTHBRUSH SHEILD A/PLAQUE	EACH	38.98	0.0000
TOOTHPOWDER DENTONIC 90 GRM	EACH	26.13	0.1533
HAIR-COLOUR BEGIN (6 GMS)	EACH	95.18	1.0618
HAIR COLOUR (KALAKOLA)	BOTTLE	123.63	0.4061
FACECREAM PONDS (MEDIUM)	EACH	111.88	0.0000
TALC POWDER VICE ROAY,B.CAT	EACH	132.38	0.0000
BLADE TREET ORDINARY 10'S	PKT.	33.7	0.1784
BLADE 7-O-CLOCK STAIN. 5'S	PKT.	33.35	0.0000
SHAMPOO SUNSILK/PAINTIN 100 ML	BOTTLE	108.25	0.0000
BEAUTY CREAM (FAIR & LOVELY)	EACH	125.43	0.2798
HAIR REMOVING CREAM (EU-CREAM)	TUBE	60.81	0.0000
GEL MEDIUM SIZE	BOTTLE	89.63	0.5610
DISPOSABLE RAZOR GILLET-II	EACH	40.05	1.5209
SHAVING CREAM TOUCH-ME/ADM.	EACH	59.88	0.4193
GOLD TEZABI 24 CT	10 GM.	40816.73	-0.0431
SILVER TEZABI 24 CT	10 GM.	644.26	-0.2076
ARTIFICIAL JEWELLARY SET	SET	687.62	0.0000
WRIST WATCH GENTS CITIZEN (ORIGINAL) ***	EACH	3418.39	0.0000
WRIST WATCH LADIES CITIZEN (ORIGINAL) ***	EACH	3408.75	0.0000
WALL CLOCK QUARTZ AV.QLTY	EACH	528.02	0.0000
SUITCASE REXIN (24"x16"x6")	EACH	1074.49	1.0685
TRUNK MEDIUM SIZE ***	EACH	1565.04	0.0000
PURSE LADIES (LEATHER) AVERAGE QUALITY	EACH	665.30	0.9131

8. PUBLIC FINANCE

8.1 Customs Revenue Receipts

(Million Rupees)

S.No.	Description	Annual				
		2009-10	2010-11	2011-12	2012-13	2013-14
1	Meat, fish and their preparations	41.12	54.90	93.75	151.69	253.87
2	Milk, butter, cheese and honey	1370.56	2769.09	2478.59	2235.00	2879.15
3	Fruits, nuts and vegetables	1340.92	1265.68	1427.16	1554.43	2368.46
4	Coffee, nuts and vegetables	2736.07	3542.19	3547.64	3730.56	3713.70
5	Oil-seeds and miscellaneous fruits	100.26	150.60	120.73	146.20	176.67
6	Vegetable plaiting materials	442.08	472.21	616.43	868.55	998.91
7	Animal and vegetable fats and oil	15512.16	17262.76	18417.04	20247.00	20658.72
8	Sugar and confectionery	211.88	285.07	372.89	291.17	383.73
9	Edible, preparation of cereal & vegetables	2452.93	2862.84	2916.04	3099.12	3991.29
10	Beverages, spirits and vinegars	160.84	221.28	192.14	176.65	179.36
11	Residues on waste from the food industries prepared animal fodder	91.93	61.26	53.16	59.44	141.58
12	Tobacco	256.98	494.52	251.94	144.14	213.57
13	Mineral, fuel, oils and products thereof	19021.22	21401.96	19140.05	20398.80	16760.58
14	Chemicals and chemical products	6666.36	6870.42	6798.82	7327.76	8239.32
15	Pharmaceutical products	1429.65	1565.36	1822.78	1893.71	2111.88
16	Dyes, colours, paints and varnishes	2418.02	2681.43	2538.32	2671.14	3611.13
17	Perfumery, soap and toilet preparations	4303.13	4908.71	3912.94	3778.08	4894.55
18	Albuminoidal substances modified starches gulsenzymes	174.67	196.53	202.99	215.36	287.14
19	Matches and other explosives	34.88	39.84	22.32	22.61	25.30
20	Photographic and cinematographic goods	1250.49	1336.10	1178.39	1254.43	1583.89
22	Rubber and articles thereof	1710.06	2147.93	2352.45	8820.77	2395.14
23	Leather articles and footwear	1139.60	1835.37	1937.81	2143.80	2051.86
24	Wood & articles of wood wood charcoal	481.10	552.34	557.80	2010.44	542.99
25	Wood, paper and stationery	5001.87	7423.54	6730.50	475.48	6085.09
26	Silk yarn and fabrics	146.12	205.57	130.81	5357.43	139.29
27	Fabrics of wool, flax ramle metal vegetable	262.87	394.64	473.08	136.97	706.41
28	Cotton, Textile fabrics, Paper Yarn	91.55	340.77	786.13	490.74	2065.56
29	Yarn and fabrics of man-made fiber	4072.87	7666.13	7616.66	1422.08	8773.16
30	Carpets & other floor covering	289.14	345.04	432.76	6523.28	285.80
31	Special Woven Fabrics and Variety (58)	222.49	388.49	434.56	274.42	352.95
31	Plastic and articles thereof	7219.28	8831.53	8807.12	349.73	11055.67
32	Textile articles including knitted & crocheted goods	1323.39	2142.72	2254.15	1969.33	2627.81
33	Other madeup textile articles, set worm clothing & textile articles rugs	762.91	1255.90	1336.37	1093.49	1375.49
34	Glass and earthen-ware	2794.13	3132.55	3522.41	3198.22	4459.56
35	Precious metal, stones, pearls & imitation jewellery	90.78	95.09	28.71	40.01	65.58
36	Iron and steel manufactures	10920.60	9677.83	10048.48	10545.65	9211.16
37	Metals other than gold,silver,iron & steel	999.53	1386.38	1144.22	1253.23	1866.33
38	Cutlery, tools articles of base metals	847.20	1038.53	1002.80	1015.61	1324.08
39	Machinery and mechanical appliances	10468.17	10928.56	11605.92	12362.55	13742.20
40	Electric machinery and equipment	9442.90	9528.38	9928.03	10396.39	11325.52
41	Railway and tramway plant and rolling stock	29.06	25.04	125.87	393.05	447.75
42	Motor and other vehicles	25234.13	28097.49	43090.45	42305.56	36314.43
43	Ships, boats and aircraft's	60.68	136.17	117.96	108.57	79.44
44	Clocks and watches and parts thereof	56.51	66.18	47.19	60.14	66.04
45	Arms and ammunitions	371.66	498.63	464.96	507.58	317.19
46	Toys, games and sports goods	408.91	416.83	324.33	278.43	346.34
47	Sub-total (1 to 46)	144463.66	167000.38	181405.65	183798.79	191495.64
48	All other articles	22808.02	26179.32	46869.49	66022.29	58234.50
49	Gross Collection (47 to 48)	167271.68	193179.70	228275.14	249821.08	249730.14
50	Refund & Rebates	5782.91	8527.42	8453.67	10362.12	8731.76
51	Net collection (54-55)	161488.77	184652.28	219821.47	239458.96	240998.38
52	Total imports duty	156554.36	179722.75	213285.30	...	233783.87
53	1 % Ware House Charges	995.88	1598.29	1660.09	...	1182.93
54	Miscellaneous	2987.49	3636.25	3870.35	...	4469.01
55	Export duties	862.40	390.71	471.07	...	475.78
56	25% Export Development Charges	3691.55	5174.30	5291.13	...	6119.22
57	Regularity Duty	2179.98	2544.84	2111.14	...	3699.32

Contd.

8.1 Customs Revenue Receipts

(Million Rupees)

S. No.	Description	Monthly			
		Jan,2014	Feb,2014	Mar,2014	Apr,2014
1	Meat, fish and other preparations	32.94	22.62	16.70	22.21
2	Milk, Butter, Cheese and Honey	312.07	277.82	266.93	133.68
3	Fruits, nuts and vegetables	194.20	193.84	234.99	305.55
4	Coffee, nuts and vegetables	385.08	385.55	358.68	308.61
5	Oil-seeds & miscellaneous fruits	22.27	11.37	10.63	8.11
6	Vegetable plaiting Materials	99.57	92.50	110.75	83.51
7	Animal and vegetable fats and oil	1819.06	1449.54	1567.08	1802.42
8	Sugar and confectionery	39.63	42.82	35.96	36.4
9	Edible, preparation of cereals and vegetables	435.62	319.72	395.18	436.68
10	Beverages, spirits and vinegars	24.03	12.86	14.23	16.83
11	Residues an Waste from the food industries, Prepared animal fodder	10.15	8.58	19.59	16.22
12	Tobacco	17.14	13.29	21.65	15.72
13	Minerals, fuel, oils and products thereof	978.80	2048.10	1258.04	575.51
14	Chemicals and chemicals products	756.28	703.27	805.69	794.45
15	Pharmaceutical products	173.60	161.30	188.93	201.58
16	Dyes, colours, paints and varnishes	350.96	311.48	308.93	326.89
17	Perfumery, soap and toilet preparations	461.16	450.68	461.02	474.55
18	Albuminoidal substances modified starches, glues,enzymes	28.41	27.11	27.06	34.66
19	Matches and other explosives	2.51	0.22	1.84	12.72
20	Photographic and cinematographic goods	137.66	151.16	130.31	144.13
21	Plastic and articles thereof	1050.62	978.07	1004.41	980.76
22	Rubber and articles thereof	242.94	211.04	179.29	192.31
23	Leather articles and footwear	150.31	223.06	61.62	119.87
24	Wood & articles of wood; wood charcoal	41.45	44.14	46.41	60.84
25	Wood, paper and stationery	500.87	545.86	540.89	555.57
26	Silk yarn and fabrics	9.32	18.38	6.77	12.75
27	Fabrics of Wool, flax, ramle metal, vegetable	72.87	79.65	50.92	73.59
28	Cotton, textile, fibre & other paper & veg yarn	146.52	167.00	108.81	266.55
29	Yarn and fabrics of man-made fiber	946.53	840.26	732.85	854.56
30	Carpets & other floor covering	26.10	22.77	32.97	28.18
31	Special Woven Fabrics and Variety	31.82	25.48	23.82	29.42
32	Textile articles including knitted & crocheted goods	256.56	247.26	179.93	219.66
33	Other made up textile articles;set;worn colothing & textile articles;rugs	148.64	105.74	100.54	95.37
34	Glasses and earthen/ware	465.09	431.32	352.24	428.19
35	Precious metals,stones,pearls & imitation jewellery	4.30	5.50	3.47	5.95
36	Iron & steel manufactures thereof	855.07	634.79	830.21	875.39
37	Metals other than gold, silver, iron & steel	206.34	224.91	201.53	141.58
38	Cutlery, tools articles of base metals	141.08	124.87	107.49	117.84
39	Machinery and mechanical appliances	1277.62	1341.85	1153.93	1197.33
40	Electric machinery and equipment	989.67	928.40	919.89	938.05
41	Railway and tramway plant and rolling stock	53.35	5.88	7.52	216.85
42	Motor and other vehicles	3670.28	2917.22	3473.89	3010.08
43	Ships, boats and Air crafts	3.06	1.27	2.21	3.98
44	Clocks, watches and parts thereof	5.90	4.46	6.75	5.70
45	Arms and ammunitions	23.09	36.83	26.03	52.06
46	Toys, games and sports goods	33.66	28.70	17.31	34.19
47	Sub total (1 to 46)	17634.20	16878.54	16405.89	16267.05
48	All other articles	2214.31	1811.52	6609.20	6609.31
49	Total Import Duty	18631.65	17053.20	21670.70	17630.14
50	Warehouse Charges	96.82	101.20	99.04	108.59
51	Regularity Duty	255.12	566.26	160.35	355.07
52	Miscellienous	273.14	394.76	507.01	348.68
53	0.25 % Export Development Charges	533.45	521.79	524.33	489.93
54	Export Duties	58.30	52.83	53.75	41.48
55	Gross	19848.48	18690.04	23015.18	18973.89
56	Refund	19.96	15.34	21.85	15.66
57	Rebate	897.15	799.51	625.33	550.22
58	Refund & Rebate	917.11	814.85	647.18	565.88
59	Net	18931.37	17875.19	22368.00	18408.01

Contd.

8.1 Customs Revenue Receipts

(Million Rupees)

S. No.	Description	Monthly			
		May,2014	Jun,2014	Jul,2014	Aug.,2014
1	Meat, fish and other preparations	14.05	14.84	12.98	19.81
2	Milk, Butter, Cheese and Honey	282.79	271.74	427.71	272.58
3	Fruits, nuts and vegetables	194.91	189.68	262.03	175.33
4	Coffee, nuts and vegetables	303.36	351.35	283.77	310.15
5	Oil-seeds & miscellaneous fruits	12.78	28.60	19.74	182.22
6	Vegetable plaiting Materials	46.12	50.11	58.24	64.24
7	Animal and vegetable fats and oil	1344.88	2585.21	1352.52	1828.05
8	Sugar and confectionery	43.77	39.63	43.18	42.42
9	Edible, preparation of cereals and vegetables	310.4	360.69	423.37	425.45
10	Beverages, spirits and vinegars	30.13	17.87	17.77	26.71
11	Residues an Waste from the food industries, Prepared animal fodder	7.27	42.13	250.55	252.85
12	Tobacco	3.74	29.26	4.64	10.17
13	Minerals, fuel, oils and products thereof	1854.4	1719.55	404.45	1612.87
14	Chemicals and chemicals products	757.32	666.81	755.49	857.95
15	Pharmaceutical products	191.63	153.68	190.44	225.55
16	Dyes, colours, paints and varnishes	345.83	346.80	344.16	399.82
17	Perfumery, soap and toilet preparations	536.36	449.51	449.21	574.62
18	Albuminoidal substances modified starches, glues,enzymes	24.68	26.33	43.94	44.39
19	Matches and other explosives	0.07	0.07	0.34	0.18
20	Photographic and cinematographic goods	113.82	144.56	146.92	170.59
21	Plastic and articles thereof	1103.6	1136.35	1052.05	1235.66
22	Rubber and articles thereof	171.73	223.08	236.40	306.82
23	Leather articles and footwear	190.13	248.47	224.64	183.57
24	Wood & articles of wood; wood charcoal	49.56	55.75	50.18	61.16
25	Wood, paper and stationery	603.56	603.37	605.24	716.91
26	Silk yarn and fabrics	12.36	21.48	21.54	19.81
27	Fabrics of Wool, flax, ramle metal, vegetable	81.25	74.03	74.60	76.38
28	Cotton, textile, fibre & other paper & veg yarn	317.3	113.25	72.30	56.99
29	Yarn and fabrics of man-made fiber	831.16	790.60	1090.82	1077.94
30	Carpets & other floor covering	30.54	23.80	26.47	24.07
31	Special Woven Fabrics and Variety	36.08	34.21	41.96	43.70
32	Textile articles including knitted & crocheted goods	275.75	276.07	246.39	258.34
33	Other made up textile articles;set;worn colothing & textile articles;rugs	108.31	110.79	86.55	142.87
34	Glasses and earthen/ware	418.61	396.39	477.58	474.52
35	Precious metals,stones,pearls & imitation jewellery	5.57	12.63	9.93	6.06
36	Iron & steel manufactures thereof	1062.45	1009.74	926.77	1198.61
37	Metals other than gold, silver, iron & steel	172.24	161.12	162.86	226.02
38	Cutlery, tools articles of base metals	131.5	140.52	136.48	126.66
39	Machinery and mechanical appliances	1320.77	1311.33	1290.88	1462.62
40	Electric machinery and equipment	1161.31	1616.02	1772.51	2272.13
41	Railway and tramway plant and rolling stock	2.1	102.07	197.67	76.66
42	Motor and other vehicles	2849.85	4154.50	2490.15	3913.49
43	Ships, boats and Air crafts	4.22	33.74	17.44	109.90
44	Clocks, watches and parts thereof	7.62	4.21	4.33	4.14
45	Arms and ammunitions	16.93	38.82	12.76	44.37
46	Toys, games and sports goods	37.08	38.82	41.25	31.84
47	Sub total (1 to 46)	17419.89	20219.58	16861.20	21647.20
48	All other articles	4302.29	12152.68	1053.88	1112.05
49	Total Import Duty	20353.8	30091.19	16880.19	21536.14
50	Warehouse Charges	97.63	71.64	51.06	60.90
51	Regularity Duty	267.08	362.43	374.05	409.68
52	Miscellienous	439.57	1199.07	206.77	234.30
53	0.25 % Export Development Charges	509.18	557.62	392.42	491.84
54	Export Duties	54.93	90.28	10.59	26.39
55	Gross	21722.19	3272.23	17915.08	22759.25
56	Refund	17.99	45.48	97.21	23.30
57	Rebate	535.5	167.88	1038.57	1060.12
58	Refund & Rebate	553.49	213.36	1135.78	1083.42
59	Net	21168.70	3058.87	16779.30	21675.83

Contd.

8.1 Customs Revenue Receipts

(Million Rupees)

S. No.	Description	Monthly		
		Sep.,2014	Oct,2014	Nov, 2014
1	Meat, fish and other preparations	26.68	30.89	31.99
2	Milk, Butter, Cheese and Honey	179.07	345.79	325.24
3	Fruits, nuts and vegetables	253.75	298.69	233.24
4	Coffee, nuts and vegetables	403.13	370.42	277.03
5	Oil-seeds & miscellaneous fruits	171.81	67.77	119.20
6	Vegetable plaiting Materials	68.06	76.25	70.06
7	Animal and vegetable fats and oil	2104.21	1855.01	1806.09
8	Sugar and confectionery	39.95	37.47	39.22
9	Edible, preparation of cereals and vegetables	407.18	433.37	405.91
10	Beverages, spirits and vinegars	27.21	7.07	13.02
11	Residues an Waste from the food industries, Prepared animal fodder	384.32	139.78	293.21
12	Tobacco	32.90	9.95	10.62
13	Minerals, fuel, oils and products thereof	1538.05	1554.15	1696.47
14	Chemicals and chemicals products	867.72	946.05	790.64
15	Pharmaceutical products	229.62	210.96	242.59
16	Dyes, colours, paints and varnishes	317.39	278.21	240.00
17	Perfumery, soap and toilet preparations	539.57	591.89	499.55
18	Albuminoidal substances modified starches, glues,enzymes	36.97	45.80	39.18
19	Matches and other explosives	0.36	1.86	1.50
20	Photographic and cinematographic goods	157.64	154.68	109.42
21	Plastic and articles thereof	1035.36	1029.67	1035.43
22	Rubber and articles thereof	303.35	274.98	250.11
23	Leather articles and footwear	339.28	258.17	188.61
24	Wood & articles of wood; wood charcoal	64.98	56.27	71.37
25	Wood, paper and stationery	806.02	722.50	671.38
26	Silk yarn and fabrics	22.04	24.48	26.21
27	Fabrics of Wool, flax, ramle metal, vegetable	85.35	91.14	71.84
28	Cotton, textile, fibre & other paper & veg yarn	61.44	71.51	85.58
29	Yarn and fabrics of man-made fiber	1011.16	993.00	899.77
30	Carpets & other floor covering	24.61	24.42	23.04
31	Special Woven Fabrics and Variety	43.95	37.91	41.78
32	Textile articles including knitted & crocheted goods	355.29	368.43	314.24
33	Other made up textile articles;set;worn colothing & textile articles;rugs	147.60	128.63	140.84
34	Glasses and earthen/ware	514.30	453.06	437.63
35	Precious metals,stones,pearls & imitation jewellery	5.62	10.76	9.07
36	Iron & steel manufactures thereof	1341.61	1155.63	1114.59
37	Metals other than gold, silver, iron & steel	201.35	202.87	160.54
38	Cutlery, tools articles of base metals	133.03	124.70	121.93
39	Machinery and mechanical appliances	1604.48	1530.84	1598.54
40	Electric machinery and equipment	2327.26	1877.58	1813.17
41	Railway and tramway plant and rolling stock	18.70	133.19	10.50
42	Motor and other vehicles	4299.60	3895.38	3663.75
43	Ships, boats and Air crafts	125.67	87.13	94.16
44	Clocks, watches and parts thereof	5.38	4.29	6.14
45	Arms and ammunitions	50.76	25.90	32.87
46	Toys, games and sports goods	36.31	31.17	29.42
47	Sub total (1 to 46)	22750.09	21069.67	20156.68
48	All other articles	4378.10	1506.27	2492.11
49	Total Import Duty	25195.40	21263.33	21421.55
50	Warehouse Charges	81.84	76.79	72.97
51	Regularity Duty	448.88	394.35	388.60
52	Miscellienous	836.78	269.70	287.83
53	0.25 % Export Development Charges	537.22	504.42	453.38
54	Export Duties	28.06	67.32	35.93
55	Gross	27128.18	22575.91	22660.26
56	Refund	137.90	3.67	60.71
57	Rebate	922.04	746.40	672.19
58	Refund & Rebate	1059.94	750.07	732.90
59	Net	26068.24	21825.84	21927.36

rce: Federal Board of Revenue, Islamabad.

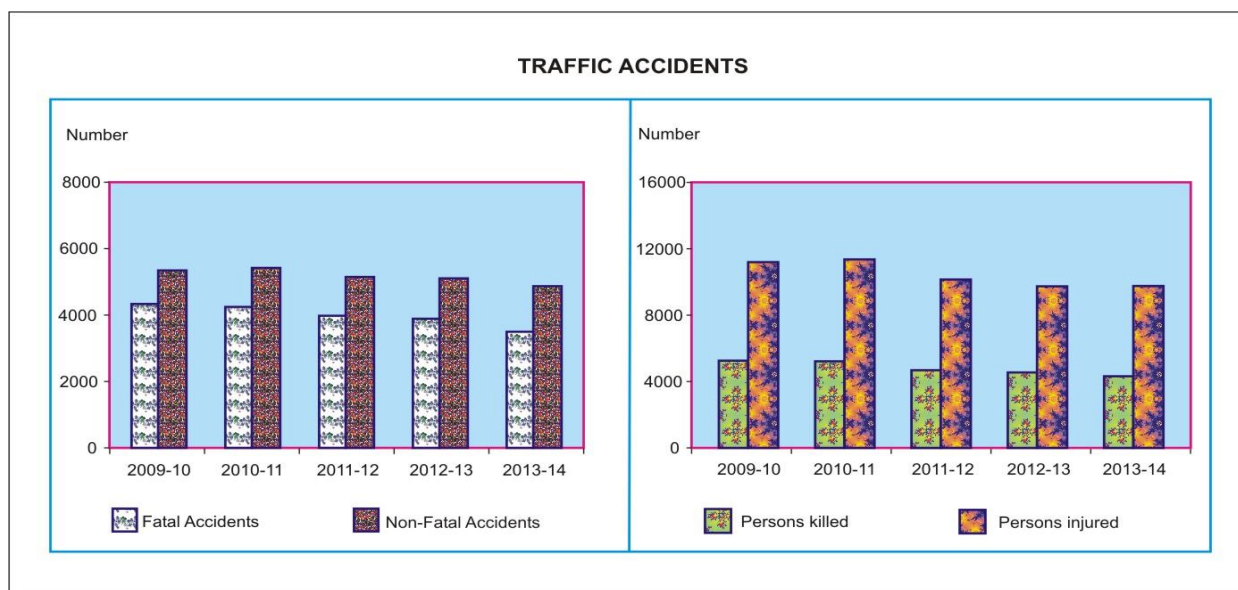
9. SOCIAL

9.1 Data on Traffic Accidents

Year/Month	Total Number of Accidents	Accident		Persons		Total Number of Vehicles Involved
		Fatal	Non - Fatal	Killed	Injured	

PAKISTAN

2009-10	9747	4378	5369	5280	11173	10496
2010-11	9723	4280	5443	5271	11383	10822
2011-12	9140	3966	5174	4758	10145	9986
2012-13*	8988	3884	5104	4719	9710	9876
2013-14*	8359	3500	4859	4348	9777	9423
2014 Jan	723	329	394	392	807	791
Feb	504	199	305	258	643	561
Mar	526	217	309	290	654	611
Apr	607	235	372	331	759	705
May	617	231	386	311	773	730
Jun	712	291	421	377	905	821
Jul	674	265	409	336	752	778
Aug	613	246	367	310	855	699
Sep	606	245	361	284	732	695
Oct	771	312	459	376	1012	896
Nov	609	280	329	388	862	711
Dec	628	252	376	291	730	723
2015 Jan	569	236	333	288	675	653



Note: Data from July,2012 onward includes ICTs.

* Included Islamabad

Contd.

9.1 Data on Traffic Accidents

Year/Month	Total Number of Accidents	Accident		Persons		Total Number of Vehicles Involved
		Fatal	Non - Fatal	Killed	Injured	
2012-13	201	107	94	109	180	212
2013-14	256	120	136	132	206	256
ISLAMABAD						
2014 Jan	21	14	7	17	36	21
Feb	16	5	11	5	20	16
Mar	13	5	8	5	13	13
Apr	24	10	14	12	23	24
May	22	8	14	8	18	22
Jun	20	11	9	11	13	20
Jul	17	12	5	13	17	18
Aug	9	5	4	6	6	9
Sep	10	4	6	4	8	10
Oct	22	9	13	10	19	22
Nov	20	10	10	11	12	20
Dec	20	8	12	8	12	20
2015 Jan	21	11	10	11	6	21
PUNJAB						
2009-10	5344	2590	2754	3083	5856	5344
2010-11	5420	2591	2829	3167	5809	5420
2011-12	4990	2361	2629	2888	5071	4990
2012-13	4587	2213	2374	2692	4515	4587
2013-14	3696	1717	1979	2145	3941	3696
2014 Jan	350	178	172	217	394	350
Feb	203	93	110	136	252	203
Mar	233	102	131	123	295	233
Apr	258	106	152	135	232	258
May	235	101	134	145	273	235
Jun	267	118	149	158	290	267
Jul	235	113	122	140	216	235
Aug	229	105	124	126	272	229
Sep	233	112	121	134	306	233
Oct	324	145	179	169	430	324
Nov	223	116	107	149	317	223
Dec	249	108	141	128	296	249
2015 Jan	207	106	101	133	236	207
SINDH						
2009-10	1465	883	582	1031	1261	1580
2010-11	1270	758	512	927	1071	1541
2011-12	1054	681	373	756	681	1121
2012-13	935	582	353	696	637	960
2013-14	945	613	332	791	893	1103
2014 Jan	79	53	26	59	54	92
Feb	66	39	27	50	42	83
Mar	70	43	27	56	62	88
Apr	66	42	24	98	158	92
May	72	45	27	55	83	113
Jun	70	47	23	70	136	91
Jul	72	46	26	60	51	84
Aug	65	44	21	62	48	78
Sep	75	49	26	56	53	94
Oct	55	41	14	54	54	62
Nov	69	45	24	105	108	84
Dec	76	48	28	53	84	94
2015 Jan	77	50	27	55	96	83

Contd.

9.1 Data on Traffic Accidents

Year/Month	Total Number of Accidents	Accident		Persons		Total Number of Vehicles Involved
		Fatal	Non - Fatal	Killed	Injured	
KHYBER P.K.						
2009-10	2559	712	1847	921	3560	3128
2010-11	2722	773	1949	986	4153	3479
2011-12	2772	785	1987	953	3913	3501
2012-13	2968	846	2122	1059	4016	3736
2013-14	3120	877	2243	1033	4257	3934
2014 Jan	252	71	181	83	303	306
Feb	199	50	149	52	292	233
Mar	184	50	134	59	253	239
Apr	230	61	169	70	306	298
May	261	67	194	91	360	328
Jun	320	99	221	114	396	388
Jul	326	83	243	112	444	411
Aug	277	78	199	102	491	345
Sep	257	67	190	75	321	314
Oct	343	103	240	116	449	450
Nov	280	95	185	108	395	362
Dec	256	72	184	85	294	325
2015 Jan	245	64	181	79	300	319
BALUCHISTAN						
2009-10	379	193	186	245	496	444
2010-11	311	158	153	191	350	382
2011-12	324	139	185	161	480	374
2012-13	297	136	161	163	362	381
2013-14	342	173	169	247	480	434
2014 Jan	21	13	8	16	20	22
Feb	20	12	8	15	37	26
Mar	26	17	9	47	31	38
Apr	29	16	13	16	40	33
May	27	10	17	12	39	32
Jun	35	16	19	24	70	55
Jul	24	11	13	11	24	30
Aug	33	14	19	14	38	38
Sep	31	13	18	15	44	44
Oct	27	14	13	27	60	38
Nov	17	14	3	15	30	22
Dec	27	16	11	17	44	35
2015 Jan	19	5	14	10	37	23

Source: Provincial Police Departments & ICT Police.

9.2 Data on Telecommunication 2015

Months	Distribution of Cellular Mobile Subscribers					
	Total	Moblink	CM Pak	Ufone	Telenor	Warid
Jan	136482096	38384557	27406675	21782906	36509373	12398586
Feb						
Mar						
Apr						
May						
Jun						
Jul						
Aug						
Sep						
Oct						
Nov						
Dec						

Source : Pakistan Telecommunication Authority, Islamabad.

9.3 Visitors at Archaeological Museum in Pakistan

Area/ attraction	November,2014		December,2014		January,2015	
	Foreigner	National	Foreigner	National	Foreigner	National
PAKISTAN	1238	217032	974	156118	1031	101763
ISLAMABAD	403	95944	281	71892	295	52217
Pakistan Museum of Natural History	15	8674	15	6623	17	6375
Lok Virsa Heritage Museum	238	35298	121	20946	157	13269
Pakistan Monument Museum	150	51972	145	44323	71	32223
Pakistan Railway Heritage Museum	-	-	-	-	50	350
PUNJAB	603	103600	389	66628	421	34994
Lahore Museum Lahore	218	39736	230	23237	192	12889
Allama Iqbal Library & Museum, Sialkot.	12	8000	4	2200	3	1050
Museum, Taxila, Rawalpindi	158	7067	15	6900	42	3200
Museum, Harappa, Sahiwal.	35	7638	39	8791	34	3574
Allama Iqbal Museum, Javaid Manzil, Lahore	53	5757	15	3145	6	2668
PMDC Khewara Mines Museum, Chakwal	127	35402	86	22355	144	11613
SINDH	219	15413	298	15881	302	13463
National Museum of Pakistan, Karachi	68	4011	43	4531	21	2282
Sindh Provincial Museum, Hyderabad.	18	1944	13	2011	17	2245
Museum, Banbhore, Thatta.	-	801	2	863	-	673
Museum, Moenjodaro, Larkana.	11	5531	2	5319	-	5655
Museum Umerkot, Tharparkar.	-	2666	3	2287	2	1552
Quid-e-Azam Birth Place, Karachi.	*	*	*	*	2	301
Quid-e-Azam House Museum, Karachi.	122	460	235	870	260	755
KHYBER PAKHTUNKHWA	10	1968	4	1602	13	959
Peshawar Museum, Peshawar.	10	1697	4	1215	13	842
Museum Saidu Sharif, Swat.	Nil	Nil	Nil	Nil	NIL	NIL
Dir Museum, Chakdara	-	271	-	387	-	117
BALUCHISTAN	3	107	2	115	-	130
Museum Balochistan, Quetta.	3	107	2	115	-	130

* = Quaid-e-Azam Birth place is closed for purpose of renovation work therefore no person visited the monument
 NIL = Due to Law and order situation.

Source:- Department of Archaeology and Museum, Government of Pakistan & Provincial Government

9.4 Visitors at Heritage Site in Pakistan

Area/ attraction	November,2014		December,2014		January,2015	
	Foreigner	National	Foreigner	National	Foreigner	National
PAKISTAN	544	100430	295	85386	319	92705
PUNJAB	354	77004	172	62287	245	70224
Jahangir's Tomb, Lahore	40	10500	10	5000	20	5600
Shalimar Garden, Lahore	86	35499	61	23556	39	34850
Royal Fort (Shahi Qila), Lahore	32	8000	41	11540	100	15000
Hiran Minar & Tank, Sheikhpura	3	8300	6	6500	10	8000
Harappa, Sahiwal	35	7638	39	8791	34	3574
Taxila, Rawalpindi	158	7067	15	6900	42	3200
SINDH	26	12983	17	12369	10	11630
Banbhore , Thatta.	-	801	2	863	-	673
Makli Hill Monument, Thatta	15	3985	10	3900	8	3750
Moenjodaro, Larkana.	11	5531	2	5319	-	5655
Umerkot Fort, Tharparkar.	-	2666	3	2287	2	1552
KHYBER PAKHTUNKHWA.	164	10443	106	10730	64	10851
Remains of Takht-i-Bhai, Mardan	9	9600	5	9700	12	10000
Butkara Site Museum, Saidu Sharif, Swat	5	43	1	30	2	151
Julian Site, Haripur	150	800	100	1000	50	700
BALUCHISTAN						

Source: Department of Archaeology and Museum.
Government of Pakistan & Provincial Government.

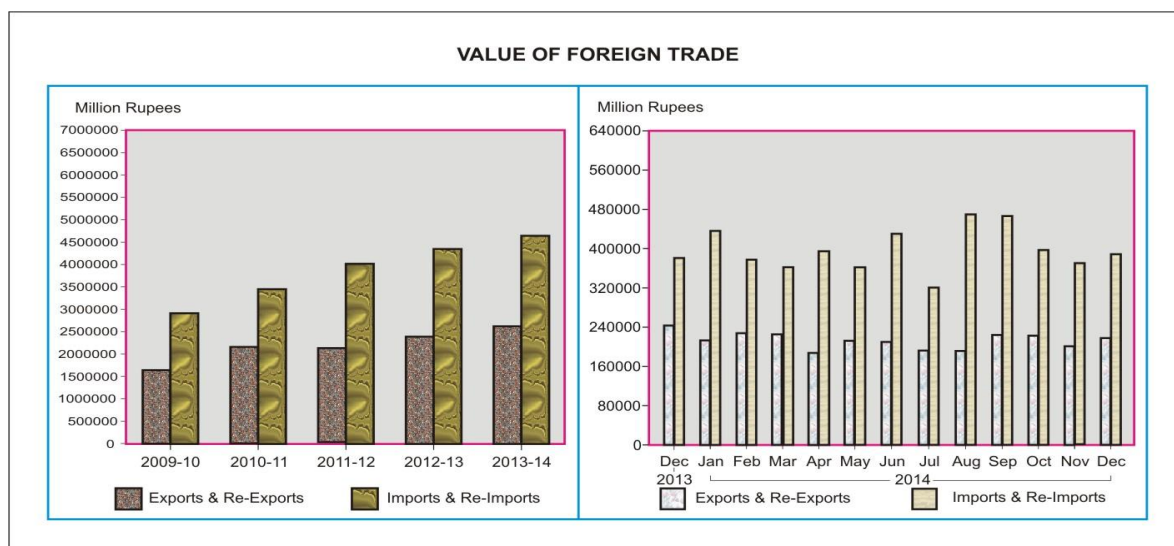
10. TRADE

10.1 Value of Foreign Trade

(Million Rupees)

Year / Month	Exports	Re-Exports	Imports	Re-Imports	Balance of Trade
2009-10	1,617,457.6	23,470.1	2,910,975.3	14.3	-1,270,061.9
2010-11	2,120,846.7	30,576.3	3,455,285.6	2,072.6	-1,305,935.2
2011-12	2,110,605.5	18,570.2	4,009,093.0	--	-1,883,049.0
2012-13	2,366,477.8	9,946.3	4,349,879.5	--	-1,973,455.4
2013-14	2,583,463.2	16,369.1	4,630,520.8	1,855.7	-2,032,544.2
2013 Dec	241,842.6	1,544.2	380,944.2	--	-137,557.4
2014 Jan	214,541.9	2,618.4	435,970.2	25.0	-218,834.9
Feb	227,292.7	1,226.4	377,909.2	22.4	-149,412.5
Mar	223,104.2	2,577.1	362,608.8	22.3	-136,949.8
Apr	185,909.4	2,396.8	395,104.7	113.5	-206,912.0
May	208,315.8	3,769.7	361,817.2	2.1	-149,733.8
Jun	198,680.7	2,303.5	425,228.9	1,695.5	-225,940.2
Jul	189,756.5	2,293.2	319,670.1	1,827.6	-129,448.0
Aug	190,351.2	1,903.5	469,537.5	1,999.0	-279,281.8
Sep	222,613.8	1,243.3	464,876.3	1,898.8	-242,918.0
Oct	200,455.8	1,746.2	435,657.9	1,808.0	-235,263.9
Nov	199,310.3	820.7	366,214.90	1,966.3	-168,050.2
Dec *	216,620.3	1,318.0	386,514.6	1,857.8	-170,434.1

* Provisional



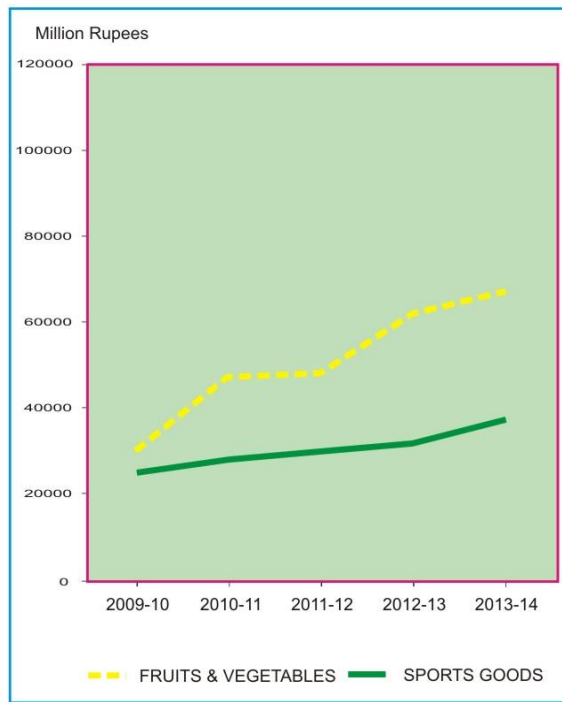
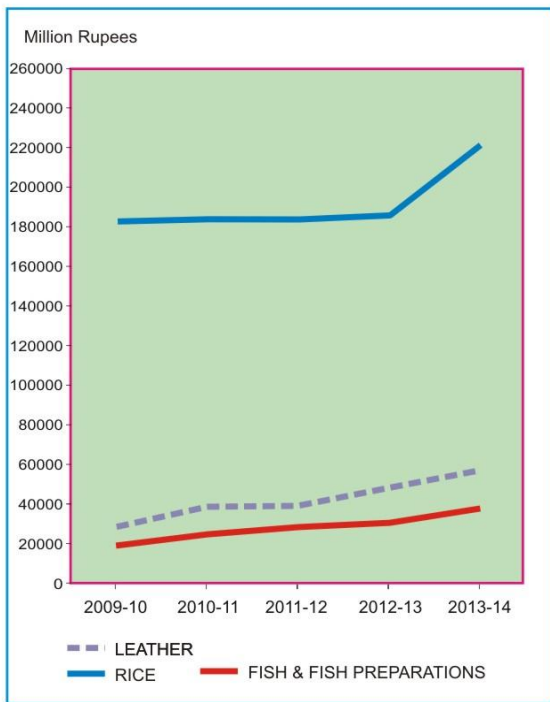
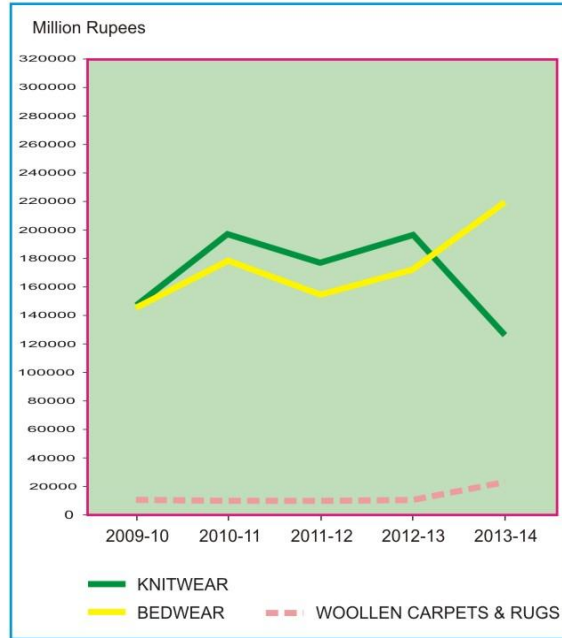
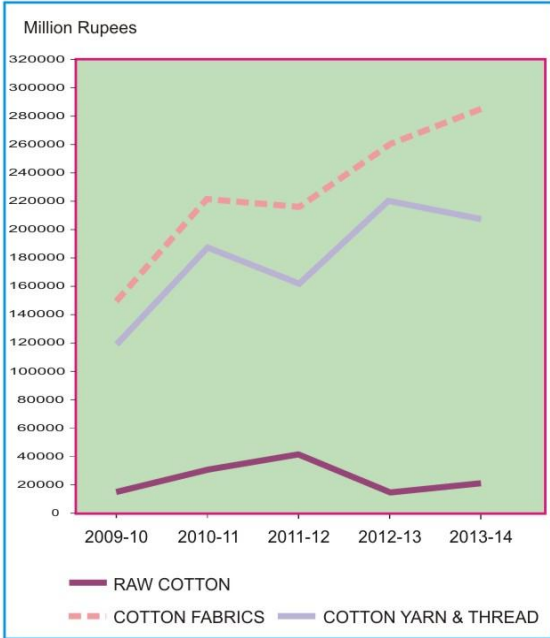
10.2 Exports by Commodity/Group

(Million Rupees)

Year/Month	Raw Cotton	Cotton Fabrics	Cotton Yarn and Thread	Knitwear	Bedwear	Woollen Carpets & Rugs	Leather	Rice	Fish & Fish Preparations	Fruits & Vegetables	Sports goods
2009-10	16,365.5	150,935.5	120,767.9	147,864.8	146,195.1	11,119.1	28,698.3	183,370.3	19,049.8	30,243.8	25,020.8
2010-11	31,168.4	224,257.0	188,271.8	197,144.5	178,596.0	11,034.4	39,744.3	184,674.6	25,313.9	47,895.6	28,208.4
2011-12	41,392.6	218,159.8	163,403.5	176,652.4	155,108.3	10,113.5	39,841.2	184,405.0	28,597.6	48,321.8	30,241.0
2012-13	14,888.1	260,237.5	219,017.0	197,434.3	172,724.2	11,484.6	48,455.7	186,623.1	30,759.1	62,126.8	32,375.2
2013-14	21,352.5	285,130.2	207,199.9	235,564.7	219,961.7	12,616.2	56,496.4	222,906.7	37,917.6	66,703.9	37,259.6
2013 Dec	2,876.5	26,186.3	20,046.9	21,784.5	20,047.3	1,632.9	5,013.0	28,049.8	3,760.3	8,715.9	3,567.5
2014 Jan	1,600.4	22,358.8	14,196.4	19,638.3	18,468.8	829.0	4,012.3	28,224.3	1,872.6	11,006.7	2,925.7
Feb	949.8	25,195.3	17,868.1	18,398.4	17,692.2	1,114.9	4,796.9	25,052.9	2,478.5	8,817.7	3,570.0
Mar	1,885.9	24,921.0	18,762.0	18,398.4	18,533.1	913.1	5,283.2	21,663.6	3,069.5	7,078.2	3,529.0
Apr	1,381.7	21,209.4	13,349.7	16,875.5	15,509.6	870.4	4,988.7	17,870.3	3,836.9	3,777.0	4,012.3
May	752.2	22,338.1	14,704.1	24,682.8	18,870.4	1,051.2	5,943.4	16,072.9	4,180.2	3,219.6	3,781.1
Jun	135.7	19,462.9	13,335.5	20,095.7	17,627.5	739.2	5,102.2	14,747.0	3,247.0	2,668.0	3,495.5
Jul	329.6	20,936.9	13,344.6	23,137.3	19,620.5	962.0	3,845.4	12,368.3	2,091.6	2,903.3	3,440.3
Aug	1,615.0	19,224.8	16,201.8	17,462.7	15,357.5	704.7	3,762.2	10,462.1	1,976.3	3,268.4	2,383.9
Sep	3,117.6	23,207.9	17,870.6	22,584.1	20,639.1	860.7	4,785.7	13,596.0	3,865.8	3,132.6	2,853.2
Oct	2,555.1	20,973.9	17,561.8	21,445.4	18,430.1	999.1	3,999.2	15,892.3	3,531.9	3,145.8	1,994.7
Nov	2,356.3	19,434.6	18,725.7	19,040.1	17,521.5	1,354.6	4,150.3	22,515.7	3,591.2	4,047.4	2,156.6
Dec *	1,585.7	21,282.7	17,378.4	21,313.2	16,949.6	1,734.0	4,642.8	24,020.2	3,157.0	9,362.0	2,902.4

* Provisional

EXPORTS BY COMMODITY/GROUP

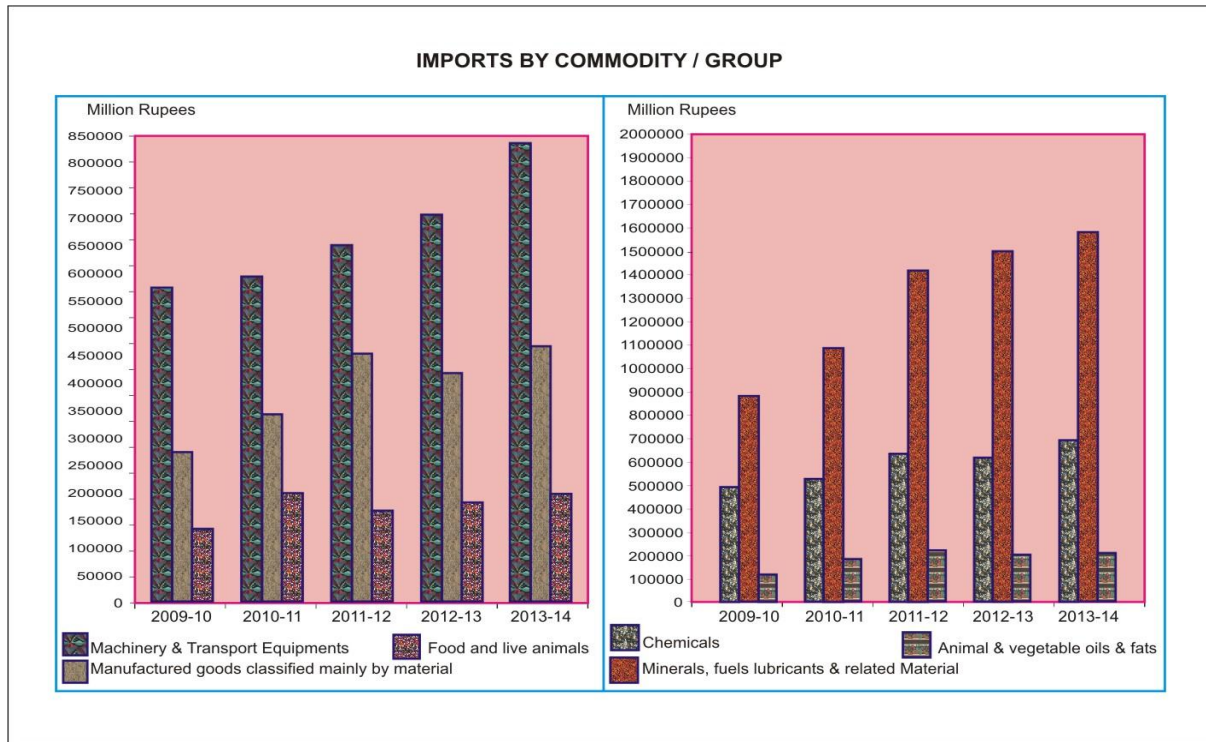


10.3 Imports by Commodity/Group

(Million Rupees)

Year/Month	Machinery and Transport equipment	Manufactured goods classified mainly by material	Food and Live animals	Chemicals	Mineral Fuels, Lubricants and related materials	Animal or Vegetable oils & fats
2009-10	616,893.3	294,972.2	141,005.7	492,227.1	883,653.4	120,975.4
2010-11	639,389.0	369,322.2	214,132.4	528,988.9	1,084,764.7	190,133.7
2011-12	699,993.9	482,498.6	179,555.6	637,823.7	1,420,173.6	228,731.4
2012-13	783,966.3	444,919.9	190,555.4	621,466.0	1,504,034.0	205,311.0
2013-14	886,479.3	496,850.9	221,052.9	691,397.7	1,570,968.0	213,427.6
2013 Dec	76,466.1	42,969.8	21,181.1	62,938.5	118,317.5	13,919.8
2014 Jan	94,941.2	47,693.4	21,282.4	69,775.1	130,415.0	19,813.3
Feb	65,719.5	41,569.2	18,029.9	50,805.3	132,054.1	15,645.9
Mar	66,202.0	49,455.2	22,109.7	57,946.6	102,889.0	16,516.7
Apr	80,773.6	45,007.3	17,651.1	56,791.1	130,314.2	18,553.8
May	71,020.1	44,858.7	14,418.7	57,466.7	121,108.5	14,707.6
Jun	84,048.6	45,276.6	21,065.8	58,056.7	148,501.6	27,051.9
Jul	64,019.1	41,103.5	21,926.6	53,074.5	94,054.8	13,988.1
Aug	89,770.0	47,987.5	21,194.0	69,577.2	164,361.5	18,946.4
Sep	84,001.0	52,860.9	32,409.1	64,611.4	151,853.8	20,450.8
Oct	93,907.2	46,191.5	33,891.0	72,678.8	131,710.2	17,323.8
Nov	75,153.8	45,485.3	24,174.4	59,429.4	102,987.1	16,598.9
Dec *	89,189.9	49,005.4	22,955.5	70,029.1	89,607.7	16,460.9

* Provisional



10.4 Exports by Selected Commodities in Dollars

(In Thousand Dollar)

GROUPS/COMMODITIES	UNIT	DECEMBER, 2014		CUML, FROM JUL, 2014		DECEMBER, 2013		CUML, FROM JUL., 2013	
		QUANTITY	VALUE	QUANTITY	VALUE	QUANTITY	VALUE	QUANTITY	VALUE
GRAND TOTAL			2148512		12057894		2260824		12616554
A.PRIMARY COMMODITIES			460557		2001582		477853		1909082
01.RICE	MT	491452	238240	1767810	976852	549297	262219	1709883	944078
(I) RICE BASMATI	MT	36589	43820	254869	308723	54825	61336	269272	294517
(II) RICE OTHER VARIETIES	MT	454863	194420	1512941	668129	494472	200883	1440611	649560
02.FISH AND FISH PREPARATIONS	KG	13332637	31312	70102364	179685	14558575	35152	71015798	182666
03.FRUILTS & VEGETABLES INCL.JUICES	KG	186154944	96133	494032659	273399	176438176	85245	614104485	306615
(I) FRUILTS	KG	106843505	75120	259331274	196119	125626566	63451	345791422	204875
(II) VEGETABLES	KG	76256572	17735	212574531	59807	46328982	18027	244364982	81850
(III) FRUIT & VEGETABLE JUICES	KG	3054867	3277	22126854	17473	4482628	3766	23948081	19889
04.WHEAT	MT			14	5	75	32	19827	6919
05.WHEAT FLOUR	MT	65446	24055	310456	128414	25391	11415	287944	107936
06.SPICES(INCL. CHILLIES)	KG	2439449	7175	9142436	30271	1873026	5984	7768703	23707
07.OIL SEEDS, NUTS AND KERNALS	KG	7834689	13714	20193271	36220	18438943	25101	39678258	48682
08.LEGUMINOUS VEGETABLE	KG							3185765	2776
09.FLOWERS	KG	53754	138	175478	419	12060	21	81429	213
10.RAW HIDES AND SKINS	KG	5004	120	13250	302	2192	49	235691	560
11.RAW WOOL AND ANIMAL HAIR	KG	556053	700	3999632	5056	1085335	1343	5544904	7075
(I) RAW WOOL	KG	390931	485	1311221	1830	246731	297	2106117	2833
(II) ANIMAL HAIR	KG	165122	215	2688411	3226	838604	1046	3438787	4242
12.CRUDE ANIMAL MATERIAL	KG	1646105	2540	7273573	19016	1349961	4275	6436368	29007
13.CRUDE FERTILIZER	MT	1511	126	7712	627	2029	193	5664	749
14.MOLASSES	KG	20640000	2652	48942888	6380	89220	11	125682637	15399
15.RAW COTTON	MT	10580	15728	70302	113682	15956	26890	78061	138866
16.COTTON WASTE	MT	825	723	20261	24622	9248	10722	38958	42931
17.PETROLEUM CRUDE	MT	40968	21316	212685	166552				
18.MARBLES AND STONES	MT	35720	5062	219855	33190	69916	9182	303220	43828
19.TOBACCO	KG	252104	823	1982987	6892	5940	18	2328498	6997
(I) UN-MANUFACTURED	KG	236484	756	1871550	6390			2190041	6474
(II) MANUFACTURED EXCL.CIGARETTE	KG	15620	66	111437	502	5940	18	138457	523
20.COKE	MT							814	76
B.TEXTILES MANUFACTURES			1123641		6587269		1196510		6614391
01.COTTON YARN	KG	62081171	172214	353952686	992056	62345070	187293	358844755	1089703
02.COTTON CLOTH	SQM	189337443	211089	1006496437	1237208	256443685	244798	1363777894	1426972
03.ARTICLES OF APPAREL & CLOTHING ACCESSORIES (EXCL. KNITWEARS)	DOZ	2727698	187474	15094145	1006022	2488920	173052	13986267	926493
04.ART SILK AND SYNTHETIC TEXTILES	SQM	23828269	30993	156700537	189117	42680252	44116	168381078	171897
05.COTTON THREAD	KG	32703	150	1571739	6944	21742	112	2158128	8815
06.TEXTILE FABRICS WOVEN(OTHER THAN COTTON & ARTIFICIAL FABRICS)	--		110		1417		334		1851
07.TULE, LACE, EMBROIDERY ETC	--		1147		7125		1506		8101
08.COTTON BAGS/SACKS	MT	459	925	3856	7713	311	521	3716	6883
09.TENTS & OTHER CANVAS GOODS	KG	4446145	12956	28701772	79178	3305659	9078	14113753	37845
10.BED WEAR	KG	24381690	168112	164484206	1073598	28552553	187409	161662792	1079224
11.TOWELS	KG	14557260	64974	81112175	380823	15964725	72445	80526927	370136
12.TEXTILE MADE UPS (EXCL. TOWELS & BED WEAR)	--		54737		315063		66341		319952
13.KNITWEARS	DOZ	9953313	211391	53432484	1236827	10913070	203649	54475840	1120648
14.WASTE MATERIAL OF TEXTILE FIBRES/FABRICS	KG	3191681	3135	21454334	15108	3388467	2186	17808977	11703
15.YARN OTHER THAN COTTON YARN	KG	899658	2750	7009774	23158	267884	828	5665001	19373
16.KINTTED OR CROCHATED FABRICS	SQM	435460	1485	3498578	15914	1144035	2844	5918274	14798
C.OTHER MANUFACTURES			358558		2168665		365053		2802464
01.CIGARETTES	THNO	7300	155	22237	497	44977	828	72586	1363
02.LEATHER	SQM	1619659	46049	11855578	249072	2744737	46863	13868955	251571

Contd.

10.4 Exports by Selected Commodities in Dollars

(In Thousand Dollar)

GROUPS/COMMODITIES	UNIT	DECEMBER, 2014		CUML, FROM JUL, 2014		DECEMBER, 2013		CUML, FROM JUL., 2013	
		QUANTITY	VALUE	QUANTITY	VALUE	QUANTITY	VALUE	QUANTITY	VALUE
03.CARPETS,RUGS AND TAPESTRIES ETC	SQM	364926	17476	1481627	66927	415320	15522	1977490	68907
(I) WOOLLEN CARPETS AND RUGS	SQM	346635	17199	1338900	65433	370963	15265	1778645	67451
(II) WOOLLEN CARPET MACHINE MADE	SQM			1506	50	1132	27	1920	43
(III) TAPESTRY CLOTH	SQM								
(IV) CARPETS KNOTTED & OTHER FLOOR COVERING	SQM	18291	278	141221	1445	43225	230	196925	1412
04.PETROLEUM PRODUCTS	MT	2561	2400	259521	248818	54	68	573659	485435
05.FEEDING STUFF FOR ANIMALS	KG	15993937	4751	150699619	32297	27862793	6876	224527169	60510
06.CHEMICALS AND PHARMACEUTICAL PRODUCTS	--		100357		506698		74524		611960
(I) PLASTIC MATERIALS	KG	22550139	25992	106161944	136076	29588606	39379	130618830	181601
(II) PHARMACAUTICAL PRODUCTS.	KG	1271832	20662	7933417	104317	1160409	14251	7605345	81083
(III) FERTILIZER MANUFACTURES	MT								
(IV) OTHER CHEMICAL	--		53703		266305		20894		349277
07.RUBBER MANUFACTURES	--		1025		6013		799		5507
08.PAPER AND PAPER BOARD	KG	1560347	4958	7566736	19526	2263171	5439	7143498	19753
09.GUAR AND GUAR PRODUCTS	KG	2296444	5719	13509675	33339	2479975	6742	9709130	34199
10.CUTLERY	--		7220		42595		6638		42978
11.GOLD	GM								
12.COPPER AND ARTICLES THEREOF	--		11860		76740		21192		83842
13.MACHINERY & TRANSPORT EQUIPMENT (INCL.ENGINEERING ELECTRICAL GOODS)	--		24050		114774		23719		159256
(I) ELECTRIC FANS	NO	80827	1797	653708	13070	86519	1632	674561	13306
(II) TRANSPORT EQUIPMENT	--		745		4011		362		6918
(III) OTHER ELECTRICAL MACHINERY	--		5307		35757		4889		41615
(IV) MACHINERY SPECIALIZED PARTICULARS INDUSTRIES	--		6205		17031		3493		18047
(V) AUTO PARTS	--		1684		10889		2325		10934
(VI) OTHER MACHINERY	--		8313		34017		11019		68436
14.FOOTWEARS	PAIR	1188417	12872	6282099	65229	1068426	10069	6701094	52865
(I) LEATHER FOOTWEAR	PAIR	774948	11512	3510423	57028	648185	9038	3144004	44815
(II) CANVAS FOOTWEAR	PAIR	313	1	17891	68	6019	16	17485	75
(III) OTHER FOOTWEAR	PAIR	413156	1359	2753785	8132	414222	1015	3539605	7975
15.LEATHER MANUFACTURES(EXCL. LEATHER FOOTWEARS)	--		50463		321653		54100		329569
(I) LEATHER GLOVES	DOZ	543243	16406	3585110	112892	480631	13558	4174558	104539
(II) APPAREL & CLOTHING	DOZ	92151	32716	527278	201629	126015	39180	723624	217547
(III) OTHER LEATHER MANUFACTURES	KG	107283	1341	528266	7133	111984	1362	624429	7483
16.HOUSE-HOLD EQUIPMENT	KG	474778	1262	2483894	5381	153954	416	1324337	3351
17.SPORTS GOODS	--		28787		155956		33350		152206
(I) FOOT BALLS COMPLETE	DOZ	361558	14885	1553140	78204	408286	18472	1649391	75626
(II) GLOVES (SPORTS)	DOZ	246109	8642	1489378	46161	334243	9999	1309486	46540
(III) OTHER	--		5260		31591		4879		30041
18.SURGICAL GOODS,MEDICAL INSTRUMENTS AND APPLIANCES	NO	20663085	29780	122814863	168791	22876645	30193	122446995	164854
19.ONYX MANUFACTURED	KG	199244	426	1386429	3409	228582	534	1849126	3829
20.HANDICRAFTS	--		531		3796				38
21.TEXTILE PRODUCT & ARTICLE FOR TECHNICAL USE	KG	34727	230	156075	956	40402	202	147862	771
22.BOOKS AND PRINTED MATTERS	--		537		3340		706		3379
23.PIG IRON	MT	15	13	92	75	1100	991	1401	1223
24.PRECIOUS/SEMI-PRECIOUS STONE	GM	1326525	880	8512537	4689	530853	301	4718556	2978
25.JEWELLERY	--		526		3649		18773		218817
26.ARTICLES OF PLASTIC	KG	3556371	5493	13598333	29986	2149445	5643	15079070	39111
27.FURNITURE	NO	25246	603	155783	3713	7837	446	235743	3519
28.PARTS OF FOOTWEAR	--		137		745		118		672
D.OTHERS	--		205757		1300377		221408		1290617

10.5 Exports by Selected Commodities in Rupees

(In Thousand Rupees)

GROUPS/COMMODITIES	UNIT	DECEMBER, 2014		CUML, FROM JUL, 2014		DECEMBER, 2013		CUML, FROM JUL., 2013	
		QUANTITY	VALUE	QUANTITY	VALUE	QUANTITY	VALUE	QUANTITY	VALUE
GRAND TOTAL			216620323		1219107936		241842605		1323000077
A.PRIMARY COMMODITIES			46434915		202604585		51116411		200673548
01.RICE	MT	491452	24020199	1767810	98854508	549297	28049797	1709883	99275675
(I) RICE BASMATI	MT	36589	4418091	254869	31259657	54825	6561164	269272	30814652
(II) RICE OTHER VARIETIES	MT	454863	19602109	1512941	67594851	494472	21488633	1440611	68461023
02.FISH AND FISH PREPARATIONS	KG	13332637	3156959	70102364	18213696	14558575	3760284	71015798	19232799
03.FRUILTS & VEGETABLES INCL.JUICES	KG	186154944	9692437	494032659	27628886	176438176	9118753	614104485	32216109
(I) FRUILTS	KG	106843505	7573871	259331274	19820518	125626566	6787452	345791422	21558185
(II) VEGETABLES	KG	76256572	1788138	212574531	6038929	46328982	1928423	244364982	8578644
(III) FRUIT & VEGETABLE JUICES	KG	3054867	330428	22126854	1769440	4482628	402879	23948081	2079280
04.WHEAT	MT			14	466	75	3465	19827	722568
05.WHEAT FLOUR	MT	65446	2425323	310456	12989137	25391	1221070	287944	11275013
06.SPICES(INCL. CHILLIES)	KG	2439449	723393	9142436	3063415	1873026	640120	7768703	2486638
07.OIL SEEDS, NUTS AND KERNALS	KG	7834689	1382661	20193271	3674862	18438943	2685123	39678258	5170512
08.LEGUMINOUS VEGETABLE	KG							3185765	287137
09.FLOWERS	KG	53754	13891	175478	42109	12060	2256	81429	22099
10.RAW HIDES AND SKINS	KG	5004	12141	13250	30744	2192	5277	235691	60141
11.RAW WOOL AND ANIMAL HAIR	KG	556053	70612	3999632	509687	1085335	143684	5544904	741245
(I) RAW WOOL	KG	390931	48944	1311221	185251	246731	31800	2106117	299911
(II) ANIMAL HAIR	KG	165122	21668	2688411	324436	838604	111884	3438787	441334
12.CRUDE ANIMAL MATERIAL	KG	1646105	256134	7273573	1918585	1349961	457266	6436368	3047437
13.CRUDE FERTILIZER	MT	1511	12672	7712	63241	2029	20602	5664	78773
14.MOLASSES	KG	20640000	267389	48942888	637107	89220	1165	125682637	1597835
15.RAW COTTON	MT	10580	1585733	70302	11559266	15956	2876481	78061	14646810
16.COTTON WASTE	MT	825	72877	20261	2484367	9248	1146893	38958	4493784
17.PETROLEUM CRUDE	MT	40968	2149146	212685	16885180				
18.MARBLES AND STONES	MT	35720	510400	219855	3352360	69916	982218	303220	4588134
19.TOBACCO	KG	252104	82946	1982987	696969	5940	1958	2328498	722692
(I) UN-MANUFACTURED	KG	236484	76248	1871550	646103			2190041	667705
(II) MANUFACTURED EXCL.CIGARETTE	KG	15620	6698	111437	50867	5940	1958	138457	54987
20.COKE	MT							814	8146
B.TEXTILES MANUFACTURES			113289328		665983681		127991875		693389868
01.COTTON YARN	KG	62081171	17363176	353952686	100383551	62345070	20034946	358844755	114072298
02.COTTON CLOTH	SQM	189337443	21282694	1006496437	125060839	256443685	26186276	1363777894	149644790
03.ARTICLES OF APPAREL & CLOTHING ACCESSORIES (EXCL. KNITWEARS)	DOZ	2727698	18901726	15094145	101672370	2488920	18511559	13986267	97082820
04.ART SILK AND SYNTHETIC TEXTILES	SQM	23828269	3124862	156700537	19123245	42680252	4719080	168381078	17997054
05.COTTON THREAD	KG	32703	15167	1571739	699315	21742	11953	2158128	911754
06.TEXTILE FABRICS WOVEN(OTHER THAN COTTON & ARTIFICIAL FABRICS)	--		11077		143639		35775		192799
07.TULE, LACE, EMBROIDERY ETC	--		115609		720449		161052		852228
08.COTTON BAGS/SACKS	MT	459	93255	3856	778123	311	55701	3716	721354
09.TENTS & OTHER CANVAS GOODS	KG	4446145	1306262	28701772	8026589	3305659	971083	14113753	3978331
10.BED WEAR	KG	24381690	16949594	164484206	108518312	28552553	20047326	161662792	113259984
11.TOWELS	KG	14557260	6550892	81112175	38522097	15964725	7749540	80526927	38863513
12.TEXTILE MADE UPS (EXCL. TOWELS & BED WEAR)	--		5518746		31864118		7096552		33536812
13.KNITWEARS	DOZ	9953313	21313183	53432484	124982748	10913070	21784482	54475840	117475459
14.WASTE MATERIAL OF TEXTILE FIBRES/FABRICS	KG	3191681	316120	21454334	1527900	3388467	233804	17808977	1228242
15.YARN OTHER THAN COTTON YARN	KG	899658	277237	7009774	2346143	267884	88545	5665001	2021957
16.KINTTED OR CROCHATED FABRICS	SQM	435460	149727	3498578	1614244	1144035	304202	5918274	1550471
C.OTHER MANUFACTURES			36151006		219055847		39050096		293730334
01.CIGARETTES	THNO	7300	15628	22237	50499	44977	88520	72586	143346
02.LEATHER	SQM	1619659	4642777	11855578	25185633	2744737	5013031	13868955	26369672
03.CARPETS,RUGS AND TAPESTRIES ETC	SQM	364926	1762005	1481627	6766088	415320	1660387	1977490	7252274

Contd.

10.5 Exports by Selected Commodities in Rupees

(In Thousand Rupees)

GROUPS/COMMODITIES	UNIT	DECEMBER, 2014		CUML, FROM JUL, 2014		DECEMBER, 2013		CUML, FROM JUL., 2013	
		QUANTITY	VALUE	QUANTITY	VALUE	QUANTITY	VALUE	QUANTITY	VALUE
(I) WOOLLEN CARPETS AND RUGS	SQM	346635	1734021	1338900	6615217	370963	1632887	1778645	7098385
(II) WOOLLEN CARPET MACHINE MADE	SQM			1506	4904	1132	2918	1920	4623
(III) TAPESTRY CLOTH	SQM								
(IV) CARPETS KNOTTED & OTHER FLOOR COVERING	SQM	18291	27985	141221	145967	43225	24582	196925	149266
04.PETROLEUM PRODUCTS	MT	2561	242007	259521	25120888	54	7227	573659	50812750
05.FEEDING STUFF FOR ANIMALS	KG	15993937	478966	150699619	3261204	27862793	735582	224527169	6355367
06.CHEMICALS AND PHARMACEUTICAL PRODUCTS	--		10118325		51163110		7971900		64042543
(I) PLASTIC MATERIALS	KG	22550139	2620604	106161944	13766965	29588606	4212464	130618830	19069498
(II) PHARMACAUTICAL PRODUCTS.	KG	1271832	2083228	7933417	10547952	1160409	1524429	7605345	8502509
(III) FERTILIZER MANUFACTURES	MT								
(IV) OTHER CHEMICAL	--		5414493		26848194		2235007		36470536
07.RUBBER MANUFACTURES	--		103338		609016		85445		577788
08.PAPER AND PAPER BOARD	KG	1560347	499842	7566736	1973184	2263171	581789	7143498	2060785
09.GUAR AND GUAR PRODUCTS	KG	2296444	576599	13509675	3365872	2479975	721168	9709130	3558635
10.CUTLERY	--		727977		4305623		710113		4506998
11.GOLD	GM								
12.COPPER AND ARTICLES THEREOF	--		1195754		7756844		2266959		8857782
13.MACHINERY & TRANSPORT EQUIPMENT (INCL.ENGINEERING ELECTRICAL GOODS)	--		2424781		11572650		2537240		16658378
(I) ELECTRIC FANS	NO	80827	181183	653708	1315038	86519	174546	674561	1382702
(II) TRANSPORT EQUIPMENT	--		75098		405221		38704		722200
(III) OTHER ELECTRICAL MACHINERY	--		535030		3593714		522963		4318527
(IV) MACHINERY SPECIALIZED PARTICULARS INDUSTRIES	--		625562		1719581		373682		1885704
(V) AUTO PARTS	--		169780		1105060		248669		1148647
(VI) OTHER MACHINERY	--		838127		3434037		1178676		7200599
14.FOOTWEARS	PAIR	1188417	1297827	6282099	6573974	1068426	1077099	6701094	5526775
(I) LEATHER FOOTWEAR	PAIR	774948	1160713	3510423	5743730	648185	966775	3144004	4685984
(II) CANVAS FOOTWEAR	PAIR	313	78	17891	6922	6019	1715	17485	7756
(III) OTHER FOOTWEAR	PAIR	413156	137036	2753785	823322	414222	108610	3539605	833035
15.LEATHER MANUFACTURES(EXCL. LEATHER FOOTWEARS)	--		5087813		32514177		5787178		34548408
(I) LEATHER GLOVES	DOZ	543243	1654064	3585110	11426561	480631	1450350	4174558	10953663
(II) APPAREL & CLOTHING	DOZ	92151	3298554	527278	20367266	126015	4191116	723624	22809976
(III) OTHER LEATHER MANUFACTURES	KG	107283	135195	528266	720350	111984	145712	624429	784769
16.HOUSE-HOLD EQUIPMENT	KG	474778	127249	2483894	543739	153954	44472	1324337	351682
17.SPORTS GOODS	--		2902402		15731112		3567515		15945917
(I) FOOT BALLS COMPLETE	DOZ	361558	1500718	1553140	7891341	408286	1975988	1649391	7944659
(II) GLOVES (SPORTS)	DOZ	246109	871303	1489378	4649379	334243	1069611	1309486	4870801
(III) OTHER	--		530382		3190392		521916		3130457
18.SURGICAL GOODS,MEDICAL INSTRUMENTS AND APPLIANCES	NO	20663085	3002484	122814863	17074785	22876645	3229797	122446995	17283971
19.ONYX MANUFACTURED	KG	199244	42913	1386429	343536	228582	57148	1849126	399790
20.HANDICRAFTS	--		53489		380815		12		3928
21.TEXTILE PRODUCT & ARTICLE FOR TECHNICAL USE	KG	34727	23206	156075	96692	40402	21634	147862	80457
22.BOOKS AND PRINTED MATTERS	--		54102		338074		75523		354380
23.PIG IRON	MT	15	1322	92	7591	1100	106031	1401	130211
24.PRECIOUS/SEMI-PRECIOUS STONE	GM	1326525	88714	8512537	474194	530853	32170	4718556	311752
25.JEWELLERY	--		53050		368479		2008129		23062739
26.ARTICLES OF PLASTIC	KG	3556371	553858	13598333	3027778	2149445	603626	15079070	4094282
27.FURNITURE	NO	25246	60808	155783	375161	7837	47752	235743	370116
28.PARTS OF FOOTWEAR	--		13768		75127		12650		69608
D.OTHERS	--		20745075		131463822		23684222		135206327

10.6 Imports by Selected Commodities in Dollars

(In Thousand Dollar)

GROUPS/COMMODITIES	UNIT	DECEMBER, 2014		CUML, FROM JUL, 2014		DECEMBER, 2013		CUML, FROM JUL, 2013	
		QUANTITY	VALUE	QUANTITY	VALUE	QUANTITY	VALUE	QUANTITY	VALUE
GRAND TOTAL			3833580		24145077		3561191		21671058
A. FOOD GROUP			271164		1750001		210759		1475191
1.MILK AND CREAM	KG	7610492	21443	30194907	82965	5072879	12077	22936443	50461
2.WHEAT UNMILLED	MT	2106	547	677182	182997	11387	3187	377402	107237
3.PULSES	KG	59651069	37439	305108630	187204	39280476	24880	214829791	134371
4.DRY FRUITS	KG	10902257	8062	84252434	50557	9900519	8219	55071644	44687
5.SUGAR REFINED	MT	830	546	6437	4079	914	608	4706	2990
6.TEA	KG	14955147	31874	76998056	163393	12507866	25477	59223714	134805
7.SPICES	KG	10119333	8811	60017274	47801	7170473	5691	45023457	34534
8.MILK FOOD FOR BABIES,INFT.,INVLD	KG	580763	4742	4747306	37190	631152	4632	3198753	24193
9.BEVERAGES	LTR	816734	443	4818073	3638	335158	376	3184061	2682
10.PALM OIL	KG	214094536	156036	1205307377	953358	152899535	125409	1117323478	907042
11.SOYABEAN OIL	KG	1280400	1222	37786308	36820	152390	202	30624066	32188
B. MACHINERY GROUP			884615		4903464		714830		4037484
1.POWER GENERATING MACH.	--		163308		658104		115204		445797
2.AGRICULTURE MACHINERY&IMPLEMENTS	--		11388		54891		2980		33681
3.CONSTRUCTION & MINING MACHINERY	--		20086		132532		11562		137950
4.TEXTILE MACHINERY	--		31833		211819		56656		272260
5.METAL WORKING MACHINERY	--		4097		33321		5395		24912
6.GEN INDUSTRIAL MACH & EQU/PARTS NS	--		189728		768988		106965		602144
7.OFFICE MACH.INCL.DATA PROS. EQUIP.	--		26330		243560		15627		95817
8.TELECOM & SOUND RECORDING EQUIP	--		115958		751124		94510		619454
9.ELECTRICAL MACHINERY & APPARATUS	--		94170		594279		114981		540995
10.ROAD MOTOR VEHICLES	--		116520		671317		73856		557729
11.RAILWAY VEHICLES	--		24203		110913		3139		9901
12.AIRCRAFTS,SHIPS AND BOATS	--		41616		460075		76191		526800
13.OTHER MACHINERY	--		45379		212541		37764		170043
C. PETROLEUM GROUP			842620		6984329		1087515		7576731
1.CRUDE PETROLEUM	MT	587874	387902	3466317	2642078	504175	408540	3585980	2803743
2.PETROLEUM PRODUCTS	MT	691076	444689	6093962	4304846	866434	667002	6397794	4732954
3.GAS NATURAL & MANUFACTURED	--		10029		37405		11973		40034
D. TEXTILE GROUP			120522		739872		110911		628840
1.SYNTHETIC AND REGENERATED FIBRE	KG	22369463	40331	152633599	282844	18655599	35025	100296814	197344
2.SYNTHETIC & ARTIFICIAL SILK YARN	KG	26781137	57668	151684007	330910	19566495	50106	108897120	279446
3.WORN CLOTHING	KG	39915737	10714	222664644	61435	36283858	14226	222544667	89104
4.ARTICLES OF APPAREL & CLOTHING	--		5834		42015		6461		37694
5.BAGS & SACKS OF TEX. MATERIALS	MT	572	669	2687	3329	639	616	4036	3924
6.JUTE	MT	9353	5307	35379	19341	8804	4477	41149	21329
E. AGRICULTURE/OTH. CHEMICAL GROUP			694571		3850198		588370		3243298
1.ORGANIC CHEMICALS	--		152601		955935		152447		943247
2.INORGANIC CHEMICALS	--		47929		258227		26545		213072
3.DYEING TANNING & COLOUR MATERIAL	KG	12461151	33282	65068823	193071	10114867	32064	54476391	169761
4.MEDICINAL PRODUCTS	KG	1874731	82427	12644764	532029	2214070	82533	11152793	392732

Contd.

10.6 Imports by Selected Commodities in Dollars

(In Thousand Dollar)

GROUPS/COMMODITIES	UNIT	DECEMBER, 2014		CUML, FROM JUL, 2014		DECEMBER, 2013		CUML, FROM JUL, 2013	
		QUANTITY	VALUE	QUANTITY	VALUE	QUANTITY	VALUE	QUANTITY	VALUE
5.ESSENTIAL OIL, PERFUMES TOILT ETC	KG	8261901	23842	51449507	145009	5173470	18628	31667282	107050
6.FERTILIZER MANUFACTURED	MT	315868	146855	1085261	498086	250994	86224	1042220	391115
7.PLASTIC MATERIALS	KG	85641761	141504	511535188	890715	79518247	136824	419632238	731415
8.INSECTICIDES	KG	2090528	13042	12467060	73523	1947112	10357	10501843	51870
9.OTHER.CHEMICAL PRODUCTS	--		53090		303603		42748		243037
F. METAL GROUP			316644		1732955		207532		1177757
1.IRON ORES AND CONCENTRATES	MT	12896	3157	106817	17644	--	--	65338	9001
2.IRON AND STEEL SCRAP	MT	271082	91858	1448622	514551	152694	56190	966814	359382
3.NON FERROUS BASE METAL WASTE & SCR	MT	11900	6372	65803	34095	7178	4158	40906	21933
4.IRON AND STEEL	MT	203645	158896	1103622	868149	137995	100103	777367	562504
5.ALUMINIUM WROUGHT & WORKED	--		13833		68829		11262		55067
6.MANUFACTURES OF METAL NES	--		42528		229687		35818		169870
G. MISCELLANEOUS ITEMS			434749		2550503		359180		1970760
1.FEEDING STUFF FOR ANIMALS	KG	80128451	39659	589299453	309090	99742437	55991	298067994	159477
2.HIDES,SKINS AND FURSKINS RAW	KG	1380548	5679	7181367	30176	1802290	5623	10077239	31467
3.OIL SEEDS & OLEAGINOUS FRUITS	KG	102563554	72103	859355202	508049	35210677	26540	291199569	202998
4.RUBBER CRUDE INCL.SYNTH/RECLAIMED	KG	11257549	15261	66411173	78059	9153183	12607	55806278	80768
5.WOOD & CORK	--		8022		45213		5020		29662
6.PULP AND WASTE PAPER	KG	15376166	8401	125439411	63289	21933511	7638	147983274	62536
7.FERTILIZER CRUDE	MT	16799	8045	34243	15655	105	47	99281	16067
8.CRUDE ANIMAL&VEGETABLE MATERIALS	KG	7183844	7692	47166895	72590	4977957	6598	35565137	53962
9.COAL, COKE & BRIQUETTES	MT	442444	46138	2570067	277322	167059	18556	955450	111219
10.ANIMAL OILS AND FATS	KG	2127971	1470	14678676	11527	1452341	1282	10191527	8482
11.ANIMAL/VEG, FAT OIL WAX ETC NES	KG	1359748	1718	8801804	10921	1458608	1341	11720438	8922
12.RUBBER TYRES & TUBES	NO	375551	20565	2522515	144117	501973	23918	2408064	110806
13.CORK/WOOD MFG.(EXCL FURNITURE)	KG	10490711	5225	54986413	29118	9780597	5180	43622035	23222
14.PAPER&PAPER BOARD & MANF. THEREOF	KG	38385673	37446	254127006	242876	35155040	31165	201430750	179830
15.CEMENT	MT	3203	817	21876	6016	5245	1234	17169	3801
16.PREFABRICATED BUILDGS,SANITRY,PLG	--		9868		49326		8761		31910
17.FOOTWEAR	PAIR	1185746	6902	10976237	49834	911948	4534	8957147	37089
18.PROFESSIONAL,SCIENTFIC & CONTROL	--		51672		235371		30596		178036
19.PHOTO EQPT, OPTICAL GOODS N.E.S.	--		5130		29740		9845		31407
20.PRINTED MATTERS	--		36777		103594		54858		330954
21.ARTICLES N.E.S. OF PLASTICS	KG	2234151	8654	15024371	53341	2628010	8032	13436402	43397
22.BABY CARRIAGES, TOYS GAMES ETC.	--		5957		31900		4356		23151
23.OFFICE STATIONERY SUPPLY N.E.S	--		3408		14984		3098		11328
24.JEWELLERY OFGOLD/SILVERSMITH WEAR	--		751		6711		529		5985
25.MUSICAL INSTRUMENTS AND PARTS	--		18702		90449		9345		28653
26.ARTICLES & MFG. OF CAVING ETC.	--		6208		29795		806		4022
27.GOLD.NON-MENETART NOT ORE/CONCEN	GM	62802	2479	278830	11441	512045	21681	3936691	161609
ALL OTHER ITEMS	--		268694		1633753		282094		1560997

10.7 Imports by Selected Commodities in Rupees

(In Thousand Rupees)

GROUPS/COMMODITIES	UNIT	DECEMBER, 2014		CUML, FROM JUL, 2014		DECEMBER, 2013		CUML, FROM JUL, 2013	
		QUANTITY	VALUE	QUANTITY	VALUE	QUANTITY	VALUE	QUANTITY	VALUE
GRAND TOTAL			3.87E+08		2.442E+09		3.81E+08		2.272E+09
A. FOOD GROUP			27339658		177183263		22545071		154597491
1.MILK AND CREAM	KG	7610492	2161915	30194907	8367126	5072879	1291861	22936443	5319982
2.WHEAT UNMILLED	MT	2106	55100	677182	18727857	11387	340942	377402	11350817
3.PULSES	KG	59651069	3774763	305108630	18919331	39280476	2661473	214829791	14027937
4.DRY FRUITS	KG	10902257	812847	84252434	5109310	9900519	879185	55071644	4691450
5.SUGAR REFINED	MT	830	55059	6437	413862	914	65074	4706	315127
6.TEA	KG	14955147	3213648	76998056	16526582	12507866	2725341	59223714	14139047
7.SPICES	KG	10119333	888329	60017274	4830021	7170473	608806	45023457	3626868
8.MILK FOOD FOR BABIES,INFT.,INVL	KG	580763	478071	4747306	3764300	631152	495443	3198753	2537954
9.BEVERAGES	LTR	816734	44681	4818073	367228	335158	40272	3184061	281666
10.PALM OIL	KG	214094536	15732087	1205307377	96447223	152899535	13415088	1117323478	94993543
11.SOYABEAN OIL	KG	1280400	123158	37786308	3710423	152390	21586	30624066	3313099
B. MACHINERY GROUP			89189947		496041133		76466124		423774188
1.POWER GENERATING MACH.	--		16465240		66628379		12323543		46897854
2.AGRICULTURE MACHINERY&IMPLEMENTS	--		1148202		5549534		318826		3550010
3.CONSTRUCTION & MINING MACHINERY	--		2025095		13339581		1236832		14171202
4.TEXTILE MACHINERY	--		3209498		21391049		6060523		28665631
5.METAL WORKING MACHINERY	--		413053		3365370		577068		2620149
6.GEN INDUSTRIAL MACH & EQU/PARTS NS	--		19129018		77826220		11442173		63295636
7.OFFICE MACH.INCL.DATA PROS. EQUIP.	--		2654683		24611446		1671598		10056536
8.TELECOM & SOUND RECORDING EQUIP	--		11691273		75866971		10109836		64966823
9.ELECTRICAL MACHINERY & APPARATUS	--		9494584		60118095		12299655		56826506
10.ROAD MOTOR VEHICLES	--		11748018		67948639		7900497		58571593
11.RAILWAY VEHICLES	--		2440214		11142189		335781		1054857
12.AIRCRAFTS,SHIPS AND BOATS	--		4195827		46778975		8150185		55228273
13.OTHER MACHINERY	--		4575243		21474684		4039608		17869118
C. PETROLEUM GROUP			84955841		706491686		116332544		794093151
1.CRUDE PETROLEUM	MT	587874	39109642	3466317	267520210	504175	43701902	3585980	293807018
2.PETROLEUM PRODUCTS	MT	691076	44835084	6093962	435166683	866434	71349844	6397794	496064463
3.GAS NATURAL & MANUFACTURED	--		1011115		3804793		1280798		4221670
D. TEXTILE GROUP			12151469		74760856		11864313		66001826
1.SYNTHETIC AND REGENERATED FIBRE	KG	22369463	4066308	152633599	28590329	18655599	3746636	100296814	20732008
2.SYNTHETIC & ARTIFICIAL SILK YARN	KG	26781137	5814248	151684007	33415326	19566495	5359880	108897120	29343289
3.WORN CLOTHING	KG	39915737	1080182	222664644	6208704	36283858	1521819	222544667	9324550
4.ARTICLES OF APPAREL & CLOTHING	--		588190		4253028		691086		3958900
5.BAGS & SACKS OF TEX. MATERIALS	MT	572	67455	2687	335318	639	65941	4036	413162
6.JUTE	MT	9353	535086	35379	1958149	8804	478951	41149	2229917
E. AGRICULTURE/OTH. CHEMICAL GROUP			70029058		389400331		62938524		340556217
1.ORGANIC CHEMICALS	--		15385703		96657947		16307418		98913368
2.INORGANIC CHEMICALS	--		4832341		26068756		2839499		22271019
3.DYEING TANNING & COLOUR MATERIAL	KG	12461151	3355600	65068823	19490052	10114867	3429893	54476391	17805734

Contd.

10.7 Imports by Selected Commodities in Rupees

(In Thousand Rupees)

GROUPS/COMMODITIES	UNIT	DECEMBER, 2014		CUML, FROM JUL, 2014		DECEMBER, 2013		CUML, FROM JUL, 2013	
		QUANTITY	VALUE	QUANTITY	VALUE	QUANTITY	VALUE	QUANTITY	VALUE
4.MEDICINAL PRODUCTS	KG	1874731	8310606	12644764	53951745	2214070	8828661	11152793	41303252
5.ESSENTIAL OIL, PERFUMES TOILT ETC	KG	8261901	2403800	51449507	14673395	5173470	1992704	31667282	11237457
6.FERTILIZER MANUFACTURED	MT	315868	14806412	1085261	50468160	250994	9223486	1042220	41419787
7.PLASTIC MATERIALS	KG	85641761	14266885	511535188	89964011	79518247	14636197	419632238	76664409
8.INSECTICIDES	KG	2090528	1314953	12467060	7432138	1947112	1107894	10501843	5445363
9.OTHER.CHEMICAL PRODUCTS	--		5352759		30694127		4572773		25495828
F. METAL GROUP			31925146		175322513		22199918		123616263
1.IRON ORES AND CONCENTRATES	MT	12896	318346	106817	1800513	--	--	65338	904409
2.IRON AND STEEL SCRAP	MT	271082	9261441	1448622	52045189	152694	6010692	966814	37623691
3.NON FERROUS BASE METAL WASTE & SCR	MT	11900	642397	65803	3441952	7178	444770	40906	2296239
4.IRON AND STEEL	MT	203645	16020486	1103622	87842390	137995	10708163	777367	59156374
5.ALUMINIUM WROUGHT & WORKED	--		1394680		6962581		1204747		5778532
6.MANUFACTURES OF METAL NES	--		4287796		23229888		3831545		17857018
G. MISCELLANEOUS ITEMS			43832816		257992949		38421834		206056134
1.FEEDING STUFF FOR ANIMALS	KG	80128451	3998516	589299453	31233506	99742437	5989457	298067994	16920467
2.HIDES,SKINS AND FURSKINS RAW	KG	1380548	572595	7181367	3047672	1802290	601457	10077239	3326719
3.OIL SEEDS & OLEAGINOUS FRUITS	KG	102563554	7269644	859355202	51487615	35210677	2839001	291199569	21381917
4.RUBBER CRUDE INCL.SYNTH/RECLAIMED	KG	11257549	1538623	66411173	7893712	9153183	1348535	55806278	8462104
5.WOOD & CORK	--		808837		4566725		537033		3113957
6.PULP AND WASTE PAPER	KG	15376166	847003	125439411	6385002	21933511	817087	147983274	6520378
7.FERTILIZER CRUDE	MT	16799	811084	34243	1588066	105	4991	99281	1697497
8.CRUDE ANIMAL&VEGETABLE MATERIALS	KG	7183844	775510	47166895	7350475	4977957	705804	35565137	5652751
9.COAL, COKE & BRIQUETTES	MT	442444	4651826	2570067	28083495	167059	1984945	955450	11592476
10.ANIMAL OILS AND FATS	KG	2127971	148169	14678676	1167453	1452341	137166	10191527	887045
11.ANIMAL/VEG, FAT OIL WAX ETC NES	KG	1359748	173244	8801804	1106255	1458608	143464	11720438	939702
12.RUBBER TYRES & TUBES	NO	375551	2073423	2522515	14564841	501973	2558484	2408064	11644178
13.CORK/WOOD MFG.(EXCL FURNITURE)	KG	10490711	526796	54986413	2945292	9780597	554095	43622035	2440226
14.PAPER&PAPER BOARD & MANF. THEREOF	KG	38385673	3775457	254127006	24560809	35155040	3333778	201430750	18894382
15.CEMENT	MT	3203	82354	21876	608150	5245	131954	17169	398835
16.PREFABRICATED BUILDGS,SANITRY,PLG	--		994931		4998275		937215		3368808
17.FOOTWEAR	PAIR	1185746	695886	10976237	5047270	911948	484962	8957147	3882503
18.PROFESSIONAL,SCIENTFIC & CONTROL	--		5209770		23806272		3272868		18657022
19.PHOTO EQPT, OPTICAL GOODS N.E.S.	--		517206		3001448		1053094		3306859
20.PRINTED MATTERS	--		3708005		10427679		5868213		34325607
21.ARTICLES N.E.S. OF PLASTICS	KG	2234151	872552	15024371	5385096	2628010	859201	13436402	4558281
22.BABY CARRIAGES, TOYS GAMES ETC.	--		600644		3218147		465923		2421686
23.OFFICE STATIONERY SUPPLY N.E.S	--		343627		1514846		331395		1194723
24.JEWELLERY OFGOLD/SILVERSMITH WEAR	--		75686		678233		56556		620069
25.MUSICAL INSTRUMENTS AND PARTS	--		1885586		9143268		999665		3019353
26.ARTICLES & MFG. OF CAVING ETC.	--		625935		3019419		86246		422229
27.GOLD.NON-MENETART NOT ORE/CONCEN	GM	62802	249906	278830	1163932	512045	2319244	3936691	16406358
ALL OTHER ITEMS	--		27090661		165278565		30175876		163161362

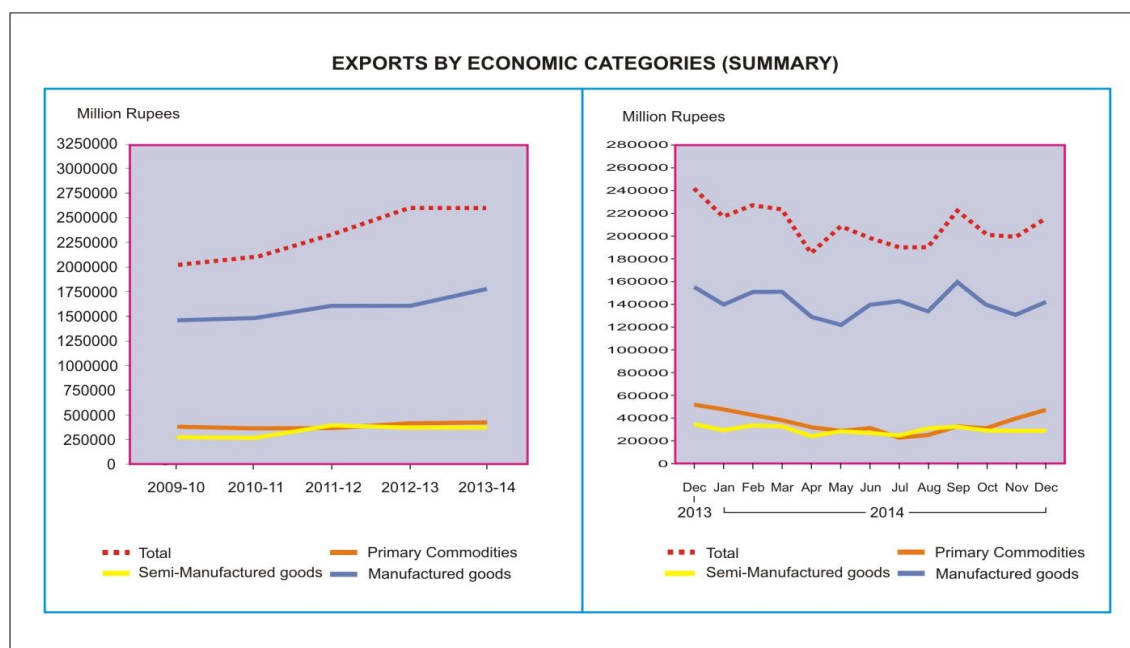
10.8 Exports by Economic Categories (Summary)

(Million Rupees)

Year/Month	Total	Primary commodities	Semi-manufactured goods	Manufactured goods
2009-10	1,617,457.6	287,490.6	170,608.5	1,159,358.5
2010-11	2,120,846.7	377,535.7	274,500.4	1,468,810.5
2011-12	2,110,605.5	362,404.4	261,151.3	1,486,369.7
2012-13	2,366,477.8	364,127.0	391,151.3	1,611,199.5
2013-14	2,583,463.2	420,496.3	369,066.1	1,793,900.8
2013 Dec	241,842.6	51,907.1	34,500.2	155,435.3
2014 Jan	217,160.3	47,913.8	29,216.5	140,030.0
Feb	227,292.7	42,828.9	33,637.5	150,826.3
Mar	223,104.2	38,377.1	33,432.4	151,294.7
Apr	185,909.4	31,936.4	24,369.5	129,603.5
May	208,315.8	28,812.4	28,424.6	151,078.9
Jun	198,680.7	31,132.4	27,268.3	140,280.1
Jul	189,756.5	22,490.4	24,718.8	142,547.3
Aug	190,351.2	25,366.2	31,020.3	133,964.7
Sep	222,613.8	32,069.5	31,648.4	158,895.9
Oct	200,455.8	31,489.4	29,556.4	139,410.0
Nov	199,310.3	39,304.5	29,094.2	130,911.6
Dec *	216,620.3	44,901.3	29,297.3	142,421.7

Note: Total may not tally due to rounding of figures.

* Provisional



10.9 Export by Economic Categories (Details)

(In Thousand Rupees)

COMMODITIES	DECEMBER , 2014	CUML.FROM JULY 2014	DECEMBER, 2013	CUML.FROM JULY 2013
GRAND TOTAL	216,620,323	1,219,107,936	241,842,605	1,323,000,077
A. PRIMARY COMMODITIES:	44,901,336	195,621,357	51,907,056	199,495,221
RAW COTTON (INCLUDING LINTER & WASTE)	1,623,670	12,532,558	3,385,973	16,813,939
RAW WOOL (INCLUDING ANIMAL HAIR)	70,612	509,687	143,684	741,245
FISH	3,096,133	17,942,004	3,582,615	18,485,297
RICE	24,020,199	98,854,508	28,049,797	99,275,675
HIDES & SKINS (INCLUDING FUR SKINS)	46,718	257,200	40,524	366,570
FRUITS & VEGETABLES	8,653,369	23,162,287	8,402,736	28,606,469
SPICES	723,393	3,063,415	640,120	2,486,638
TOBACCO UN-MANUFACTURED	76,248	646,103		667,705
OTHER PRIMARY COMMODITIES	6,590,993	38,653,598	7,661,607	32,051,685
B. SEMI-MANUFACTURES:	29,297,278	175,335,262	34,500,154	192,717,439
COTTON YARN	17,363,176	100,383,551	20,034,946	114,072,298
LEATHER	4,642,777	25,185,621	5,013,005	26,369,735
MOLASSES	267,389	637,107	1,165	1,597,835
OIL CAKES		534,492	118,247	2,914,802
AGAR, AGAR DUST & WOOD				
HENNA LEAVES & POWDER	12,136	2,884,785	15,082	106,107
OTHER SEMI MANUFACTURES	7,011,799	45,709,706	9,317,709	47,656,660
C. MANUFACTURED GOODS:	142,421,710	848,151,316	155,435,395	930,787,417
COTTON THREAD	15,167	699,315	11,953	911,754
COTTON FABRICS WOVEN	21,213,298	124,419,501	26,025,636	149,002,911
TEXTILE FABRICS (OTHER THAN COTTON FABS)	3,188,517	19,573,938	4,761,338	18,707,154
WOOLLEN CARPETS	1,239,657	6,045,805	1,744,741	8,004,659
TAPESTRIES		5,092		81
MANUFACTURE OF LEATHER	5,936,587	36,981,178	6,792,459	39,182,662
FOOTWEAR	1,297,827	6,573,974	1,077,099	5,526,775
SPORTS GOODS (EXCLUDING INDOOR GAMES)	1,687,508	8,998,404	2,134,947	8,996,247
TOBACCO MANUFACTURED	22,326	101,365	90,479	198,334
MEDICAL INSTRUMENT N.E.S.	208,849	1,389,394	366,755	1,681,500
FRUIT & VEGETABLE PREPARATIONS	991,312	4,308,760	714,868	3,827,560
FISH PREPARATIONS	60,826	271,693	177,668	747,502
CEREAL PREPARATIONS	607,262	2,847,440	375,070	3,402,582
GUAR PRODUCTS	576,599	3,365,872	721,168	3,558,635
FLOUR & MEAL OF OIL SEEDS	1,528	10,323	2,179	46,936
FISH MEAL & MEAT MEAL	176,745	728,386	232,406	1,012,853
PETROLEUM PRODUCTS	242,007	25,120,888	7,227	50,812,750
CHEMICAL & CHEMICAL PREPARATIONS	10,210,540	51,602,688	8,011,624	64,292,346
MACHINERY & TRANSPORT EQUIPMENT	2,451,596	11,631,562	2,547,662	16,689,286
ARTICLES OF APPAREL AND CLOTHING				
ACCESSORIES (INCLUDING HOSIERY)	40,237,353	226,746,470	40,319,841	214,712,644
OTHER MANUFACTURED GOODS	52,056,203	316,729,268	59,320,277	339,472,245

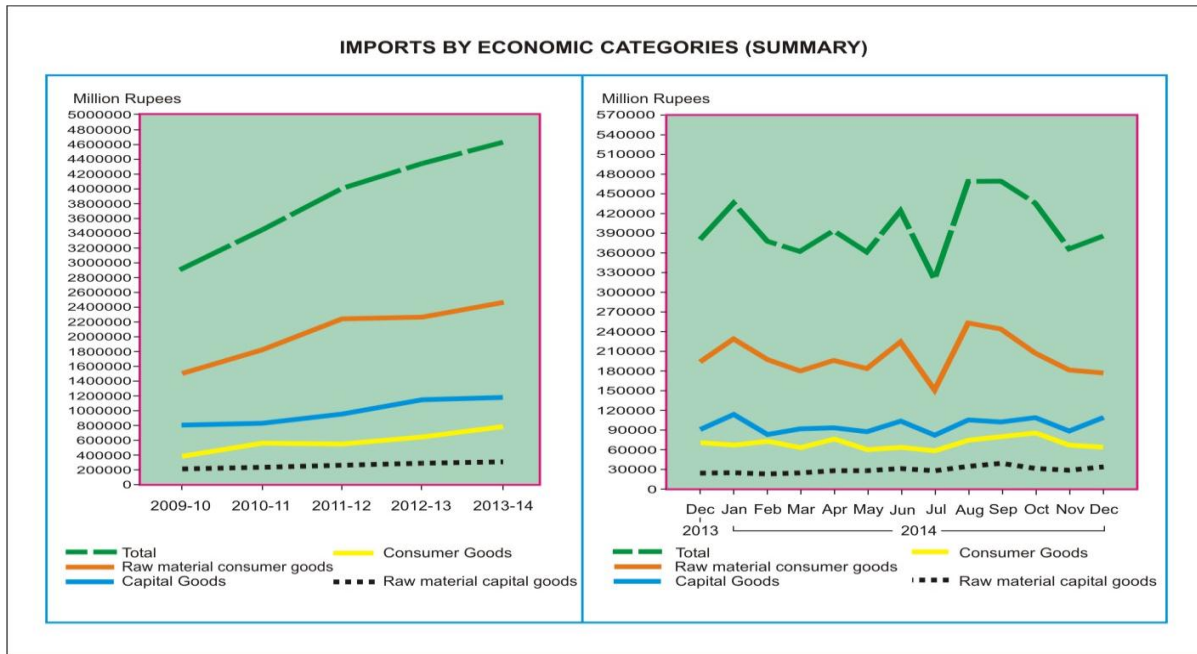
10.10 Imports by Economic Categories (Summary)

(Million rupees)

Year/Month	Total	Consumer goods	Raw material		Capital goods
			Consumer goods	Capital goods	
2009-10	2,910,975.3	380,826.6	1,509,081.1	209,051.4	812,016.2
2010-11	3,455,285.6	560,512.2	1,826,243.4	239,525.0	829,005.0
2011-12	4,009,093.0	552,018.1	2,251,624.0	261,940.8	943,510.1
2012-13	4,349,879.5	652,553.3	2,353,818.1	293,733.6	1,049,774.5
2013-14	4,630,520.8	780,192.2	2,462,189.2	306,810.4	1,081,329.0
2013 Dec	380,944.2	71,020.3	194,209.3	24,707.2	91,007.4
2014 Jan	435,995.2	67,437.2	228,951.9	25,427.0	114,179.1
Feb	377,909.2	72,862.9	197,700.0	23,455.1	83,891.2
Mar	362,608.8	63,065.0	180,810.2	26,068.0	92,665.6
Apr	395,104.7	76,731.4	196,417.9	28,438.1	93,517.3
May	361,817.2	60,689.4	183,940.7	28,892.1	88,294.9
Jun	425,228.9	63,467.4	225,864.1	31,886.7	104,010.7
Jul	319,670.1	58,685.3	151,072.0	27,793.8	82,119.0
Aug	469,537.5	75,373.3	253,760.6	34,750.0	105,653.6
Sep	464,876.3	79,875.0	244,592.8	38,047.2	102,361.3
Oct	435,657.9	86,593.1	207,506.0	32,235.1	109,323.7
Nov	366,214.9	66,887.8	181,086.1	29,320.7	88,920.3
Dec *	386,514.6	64,740.0	177,187.2	34,759.6	109,827.8

Note: Total may not tally due to rounding of figures.

* Provisional



10.11 Imports by Economic Categories (Detail)

(In Thousand Rupees)

ITEMS	DECEMBER, 2014	FROM JULY, 2014	DECEMBER, 2013	FROM JULY, 2013
GRAND TOTAL	386514596	2442471296	380944204***	2271856632
1. CONSUMER GOODS TOTAL	64740045	432154648	71020348*	375938797
10121 HORSES	14924	14924	7954	7954
10190 OTHER LIVE ANIMALS		6771		6013
10221 PURE,BRED BREED BOVINE ANIMAL	43172	43172	399248	399248
10229 OTHER LIVE BOVINE ANIMALS			27459	27459
10511 FOWLS OF SPECIES WT UPTO 185G	53990	253143	2486	317504
10599 OTH LIVE POULTRY	216	175733	58406	212585
20120 OTH CUT WITH BONE BOVIN ANIMAL				2855
20210 CARCASSES OF BOVIN ANIMAL FROZ		37		6592
20220 OTH CUTS WITH BONE IN,BOV FROZ	477	10873	2924	7572
20230 MEAT BOV ANIMAL FROZE BONELESS	5568	85085	9268	150458
20410 MEAT OF SHEEP/GOAT,F/CHILL/FRO				32
20430 CARCASSES OF LAMB,FROZEN		12		
20442 OTH CUTS OF SHEEP FROZ BONE IN	131	131		
20443 OTH MEAT OF SHEEP FROZ BONELES		2227		
20610 EDIBLE OFFAL OF BOV ANIMAL F/C	16755	136170	29341	59373
20622 LIVERS OF BOV ANIMALS FROZEN		19556		267
20629 O, EDIBLE OFFAL BOV ANI FROZEN				130
20714 CUTS & OFFAL OF FOWLS FROZEN		2585	99	6345
20727 CUT & OFFAL OF TURKEY,FROZEN		790		6602
20745 OTH DUCK MEAT FROZEN		3918		6862
21020 OTH MEAT BOV ANIM DRIED/SMOKED		1104		1051
21099 OTH EDI FLOUR/MEAL OF MEAT/OFL				1033
30111 ORNAMENTAL FISH	1770	11386	2100	9113
30119 OTHER ORNAMENTAL FISH		601		149
30191 TROUT, LIVE		103		
30199 OTHER LIVE FISH	268	1315	276	1760
30219 OTH SALMO FISH,EXCL LIVER F/CH				158
30229 O.FLAT FISH,EX.LIVER&ROES.F/CH		137	80	417
30239 OTH TUSAS EXCL LVR/ROES FR/CHL				3
30319 O.SALMONIDAE FROZ,EX.LIVER&ROE	25	50	14	14
30329 O.TILAPIAS.EX.LIVERS&ROES FROZ				618
30339 OTH FLAT FISH,EXCL LIVERS FROZ	185948	646654	141791	417894
30363 COD FISH EXCL LVR/ROES FROZEN	52	85	72	206
30439 OTH FISH FILLET/MEAT FRESH/CHI		63		14014
30451 OTH FILLETS OF TILAPIAS.FRE/CH				14071
30459 OTH FILLETS OF OTH FISH.FR/CHI		823		353
30462 FROZE FILLET/MEAT.CATFISH FISH		6013		66912
30479 FROZ FILLET O.BREGMACER FAMILY				16
30487 FROZEN FILLETS/MEAT OF TUNAS	77	358	11	91
30489 FROZEN FILLET/MEAT OF OTH FISH		100		
30499 OT FISH FILET/MEAT FRE/CH/FROZ	45960	187282	37499	132335
30510 FLOUR, MEALS & PELLETS OF FISH	124	301		
30520 LIVERS&ROES,DRIED,SMOKED,SALT		10		16
30539 OTH FISH FILLE/D/S/BR.NOT SMOK		34		
30549 OTH SMOKED FISH&FILLET NOT EDI				5
30559 OTH DRIED FISH SALT NOT SMOKED				47
30569 OTH FISH SALT,NOT DRIED/SMOKED				36
30579 OTHER EDIBLE FISH OFFALS		49		19
30611 ROCK LOBSTER&SEA CRAWFISH FROZ	35	87		
30614 CRABS FROZEN FIT FOR HUMAN CON	162	178		
30616 COLD WATER SHRIMPS&PRAWNS FROZ		414		890
30619 OTH CRUSTACEAN INCL FLOUR/MEAL			34	34
30627 OTHER SHRIMPS&PRAWNS.NOT-FROZ		150		
30739 OTH MUSSELSCS FROZ,DRIED,SALT		36		

Contd.

10.11 Imports by Economic Categories (Detail)

(In Thousand Rupees)

ITEMS	DECEMBER, 2014	FROM JULY, 2014	DECEMBER, 2013	FROM JULY, 2013
30799 OTH FLOURS MEAL&PEL FOR HUMAN				253
30890 OTHER AQUATIC INVERTEBRATES		10		
40110 MILK&CREAM OF A FAT UPTO 1%	41	238	42	2491
40120 MILK & CREAM OF A FAT 1% TO 6%	269	1372	431	1635
40140 MILK & CREAM.FAT-6% TO 10%			24	47
40150 MILK & CREAM.FAT-EXCEEDING-10%	773	2538		3346
40210 MILK&CREAM IN POWDER FAT 1.5%	1898216	6728675	1035654	4196206
40221 MILK&CREAM IN POWDER>1.5% FAT	47429	241869	30133	109976
40229 OTH,MILK&CREAM IN POWDER>1.5%	354	144133	1897	8634
40291 OTH MILK/CREAM NOT SOLID/SWEET	7653	32263		3712
40299 OTH MILK/CREAM SOLID,SWEETEND	18408	73743	22084	122346
40310 YOGURT	706	5783	140	4445
40390 BUTTER MILK,CURDLED MILK/CREAM		112	104	1882
40410 WHEY AND MODIFIED WHEY CON SUG	182091	736966	199811	839019
40490 OTH PRODUCT CONSIST NATUR MILK	4879	384873		11961
40510 BUTTER	3722	21426	5233	13016
40520 DAIRY SPREADS		15		10
40590 OTH FATS&OIL DERIVED FR MILK	228	4910	4999	91497
40610 FRESH CHEESE INCL WHEY,CURD	22706	93005	11884	74875
40620 GRATED OR POWDER CHEESE	91	194		2123
40630 PROCESSED CHEESE NOT GRATED	32533	192152	31885	158903
40690 OTHER CHEESE		301	2261	3805
40711 FERTILIZED EGGS FOR INCUBATION		1079		6837
40719 FERTILIZED EGGS OF OTHER BIRDS		52798		
40729 OTH FRESH EGGS OF OTHER BIRDS				457
40790 OTH BIRD EGG IN SHELL FR/COOKED		25		
40811 EGG YOLKS,DRIED	964	3050		
40891 OTH BIRDS,EGG,NOT IN SHELL DRY	11792	23019		11744
40900 NATURAL HONEY	15757	66563	38721	60042
70110 POTATO SEEDS	224444	1251568	195765	526366
70190 POTATOES,FRESH OR CHILLED		6118719	143	96964
70200 TOMATOES,FRESH OR CHILLED	1285604	6722949	666988	8932647
70310 ONIONS AND SHALLOTS	1112	1212822	1991	1460757
70320 GARLIC	416307	2713875	287561	2178315
70390 LEEK,OTH ALLIACEOUS VEGETABLES		21486		403
70410 CAULIFLOWERS & HEADED BROCCOLI	68	1035	52	1095
70490 OTH;EDIBLE BRASSICAS,FRESH/CHI		7945		88728
70511 CABBAGE LETTUCE(H-LETUC)SALAD	196	3110	344	1951
70519 OTHER; LETTUCE	162	710		1515
70610 CARROTS AND TURNIPS	613	6093	176	3243
70690 OTH SALAD.BEETROOT,RADISH ETC	667	1406	76	606
70700 CUCUMBERS&GHERKINS,FRESH/CHL	28759	32759	11	1087
70810 PEAS FRESH OR CHILLED	784595	856107	934	32424
70820 BEANS (SAME),FRESH OR CHILLED	426	932	136	573
70890 OTH LEGUMINOUS VEGETABLE FR/CH			317	1485
70920 ASPARAGUS,FRESH OR CHILLED	60	286	108	527
70930 AUBERGINES FRESH OR CHILLED		64		38
70940 CELERY OTH THAN CELERIAC,F/CHL		26		
70951 MUSHROOMS,FRESH OR CHILLED	231	1303	292	924
70959 OTH MUSHROOMS&TRUFFL FRESH/CH	373	373		39
70960 FRUIT OF GENUS CAPSICUM F/CHLL	10089	92346	26329	223110
70970 SPINACH NEWZEALAND SPINACH FRE	78	177	34	100
70993 OTH PUMPKINS SQUASH&GOURDS F/C				168
70999 OTH VEGETABLES FRESH/CHILLED	9637	18078	16086	18276
71010 POTATO, FROZEN.		1887		594
71029 OTH LEGUMINOUS VEGETABLES FROZ		95		146
71040 SWEET CORN, FROZEN	234	3444	1038	5216
71080 OTHER VEGETABLES,FROZEN	343	542	201	259

Contd.

10.11 Imports by Economic Categories (Detail)

(In Thousand Rupees)

ITEMS	DECEMBER, 2014	FROM JULY, 2014	DECEMBER, 2013	FROM JULY, 2013
71090 MIXTURE OF VEGETABLES,FROZEN	846	1839		52
71120 OLIVES PROVISIONALLY PRESERVED		42	21	180
71140 CUCUMBERS & GHERKINS PRESERVED		6276		
71159 OTH MUSHROOMS & TRUFFLES		49		980
71190 OTH VEGETABLES, PRESERVED			251	602
71220 ONION; WHOLE DRIED,CUT	2742	35963		6132
71231 MUSHROOM GENUS AGARICUS DRIED		2041		2388
71239 OTH TRUFFLE DRYCUT WHOLE SLIC	10965	27557		9971
71290 OTH VEGETABLE MIXTURE DRIED	20503	89091	14135	69678
71310 PEAS DRIED SHELLED	1311645	6511269	756581	4186324
71320 CHICK PEAS DRIED SHELLED	220637	1358302	313268	1477040
71331 BEANS OF SPECIES VIGNA MUNGO	15568	88773	10870	35568
71332 SMALL RED (ADZUKI) BEANS	69	117		120
71333 KIDNEY BEANS,INCL WHITE BENAS	402203	3145470	739025	3312212
71339 OTHER BEANS	75375	171884	107948	525096
71340 LENTILES	679009	4513861	512763	2600496
71350 BROAD BEANS & HORSE BEAN	11234	22339	6896	23342
71390 OTH DRIED LEGUMINOUS VEGETABLE	1059022	3107317	214122	1867740
71420 SWEET POTATOES	56	56		
71430 YAMS FRESH,CHILLED,FROZEN/DRIE		5247	34	34
71440 TARO FRESH,CHILLED,FROZEN/DRIE				264
71490 OTHER ROOTS AND TUBERS	151	1094	1009	5536
80111 DESICCATED, COCONUTS	139417	598523	87494	298880
80112 COCONUT IN THE INNER SHELL		37		
80119 OTHER COCONUTS	22736	173621	20899	151317
80131 CASHEW NUT IN SHELL			6001	6001
80132 CASHEW NUT SHELLED	20451	100585	50470	171954
80211 ALMOND IN SHELL	58475	335657	28681	173228
80212 ALMOND,SHELLED (GIRI).	84	39442	67436	341065
80221 HAZEL NUTS,IN SHELL	41	90		
80222 HAZEL NUTS,SHELLED				189
80231 WALNUTS IN SHELL(AKHROTE)	737	1447	31	457
80232 WAL NUTS SHELLED(AKHROTE)		191		156
80251 PISTACHIO IN SHELL	7792	67107	21314	100710
80252 PISTACHIO SHELLED	301	976	4450	10469
80280 ARECA(BETAL NUTS)	657163	4234159	647077	3651470
80290 OTHER EDIBLE NUTS	594	3196		2171
80310 PLANTAINS,FRESH OR DRIED	37	7697		4762
80390 OTHER BANANS FRESH OR DRIED	42	73249	77	368
80410 DATES	19509	77695	20372	57745
80420 FIGS	75	772	81	105
80430 PINEAPPLES	62	899	1110	2247
80440 AVOCADOS		6		
80450 GUAVAS,MANGOES,MANGOSTEN F/DRY	47	1241		
80510 ORANGES	79	11874	81	9511
80520 MANDARINS,CLEMENTIN ETC FR/DRY	384	1177		889
80540 GRAPEFRUIT,INCLUDING POMELOS		810		412
80550 LEMONS AND LIMES	1	78		794
80610 GRAPES, FRESH	23394	4566183	6202	1711036
80620 GRAPES, DRIED	80	12877	4757	15125
80711 WATERMELONS		191669		74017
80719 OTHER MELONS		1325		6327
80720 PAPAWS;(PAPAYAS/PAPITA)	4	84	88	93
80810 APPLE, FRESH	118371	318651	98510	394850
80830 PEARS FRESH	3716	14271	1197	12287
80910 APRICORTS;FRESH(KHUBANI)	389	631129		287089
80921 SOUR CHERRIES; FRESH	24	42		
80940 PLUMS AND SLOES		391		73

Contd.

10.11 Imports by Economic Categories (Detail)

(In Thousand Rupees)

ITEMS	DECEMBER, 2014	FROM JULY, 2014	DECEMBER, 2013	FROM JULY, 2013
81010 STRAWBERRIES,FRESH			70	70
81050 KIWIFRUIT, FRESH	30	759		249
81090 OTHER FRESH FRUITS	26899	678040	32474	448267
81110 STRAWBERRIES,FROZEN		1766		315
81120 RASBERRY,BL.BERRY MULBERRY FRZ	195	9348	457	1767
81190 OTHER FRUITS AND NUTS,FROZEN	277	337		58
81290 OTH FRUIT/NUTS PRESERVED PROVI		223	1168	1168
81310 APRICOTS DRIED	233	1170	56	1267
81320 PRUNES DRIED	326	863	18	2435
81330 APPLES DRIED		6446	2031	2031
81340 OTHER DRIED FRUITS	66271	223020	46706	207616
81350 MIXTURE OF NUTS,DRIED FRUITS	187	457		59
90111 COFFEE NOT ROAST,NOT DECAFEINE			120	120
90121 COFFEE,ROAST,NOT DECAFFEINATED	1668	3484	37	3169
90122 COFFEE ROASTED,DECAFFEINATED		96	90	90
90190 OTH COFFEE HUSKS/SKIN/COFE SUB	5789	22693	4193	15553
90210 GREEN TEA PACK < 3 KG	994	8020	75	1661
90220 OTHER GREEN TEA(NOT FERMENTED)	153140	566581	95152	281896
90230 BLACK TEA & PARTLY FERMENT TEA	605	3527	99	3562
90240 OTH BLACK TEA,OTH PARTLY F.TEA	3058909	15948453	2630015	13851929
90300 MATE		44		79
90411 PEPPER,NEITHER CRUSH NOR GROND	33465	473348	82156	520713
90412 PEPPER CRUSHED OR GROUND	7880	7880		
90421 FRUIT OF GENUS CAPSICUM DRIED	20134	305497		4436
90422 FRUIT OF GENUS CRUCHED/GROUND	10495	48015	19	3436
90611 CINNAMON NOT CRUSHED OR GROUND	1757	10296	1765	9156
90619 OTHER CINNAMON	27931	271926	24754	180941
90620 CINNAMON & TREE FLOWER,CRUSHED			74	99
90710 CLOVES NEITHER CRUSHED/GROUND	40019	137811	35421	129607
90720 CLOVES CRUSHED & GROUND			418	1135
90811 NUTMEG NEITHER CRUSHED/GROUND	4076	54185	5866	38908
90812 NUTMEG CRUSHED & GROUND		151		2074
90821 MACE NEITHER CRUSHED/GROUND	27048	71778	9111	55951
90831 CARDAMOMS NITHER CRUSHED/GRO	133680	362594	51555	265992
90832 CARDAMOMS CRUSHED & GROUND	1024	1024		723
90921 SEEDS-CORIANDER NITHER CRU/GRO	21829	168722	31712	114532
90922 SEEDS-CORIANDER CRUSHED/GROUND		8812	3117	10651
90931 SEEDS OF CUMIN (WHITE ZEERA)	14384	229875	19835	192320
90932 SEEDS CUMIN.CRUSH/GRO(W.ZEERA)	460	1266		24
90961 CARAWAY,ANISE,FENL,JUNI.N-CR/G	9412	59871	3538	25096
90962 CARAWAY,ANISE,FENEL,JUNI.CR/GR				
91011 GINGER NEITHE CRUSHED/GROUND	513939	2563096	328590	2032586
91012 GINGER. CRUSHED OR GROUND	328	2739	2303	2303
91030 TURMERIC (CURCUMA)	4178	29892	2547	16711
91091 MIXTU OF PROD H-09.04 TO 09.10	13638	13789		525
91099 OTHER SPICES	2652	7454	6025	18951
100119 DURUM WHEAT	55100	18727857	340942	11322538
100199 OTHER DURUM WHEAT & MESLIN				28279
100290 OTHER RYE	138	471		
100390 OTHER BARLEY	9096	27930	21573	61787
100490 OTHER OATS	32226	135333	2198	9421
100510 SEED, MAIZE	1784447	4219494	1815428	3767028
100590 OTHER MAIZE (CORN)	2031	7978	267	29144
100610 RICE IN HUSK (PADDY OR ROUGH)		211123		12114
100630 SEMI/WHOLLY MILLED RICE/POLIS	26946	60833	5791	146864
100640 BROKEN RICE	1244	8019		
100710 SEED GRAIN SORGHUM(JAWAR)	1657	3496	893	2198
100790 OTHER GRAIN SORGHUM(JAWAR)	12969	15992		1194

Contd.

10.11 Imports by Economic Categories (Detail)

(In Thousand Rupees)

ITEMS	DECEMBER, 2014	FROM JULY, 2014	DECEMBER, 2013	FROM JULY, 2013
100810 BUCK WHEAT		4357		103
100821 MILLET (BAJRA)	843	7408	4530	20779
100829 OTHER MILLET (BAJRA)	14690	71017	1680	17718
100830 CANARY SEED		2655		4161
100890 OTHER CEREALS	37	1300		2085
110100 WHEAT OR MESLIN FLOUR	55296	452903	4055	215539
110220 MAIZE (CORN) FLOUR		355		26
110290 OTHER CEREAL FLOUR	112	1269	41	4664
110311 GROATS AND MEAL OF WHEAT		1029		68
110313 GROATS&MEAL OF MAIZE (CORN)	2279	9048		11485
110412 ROLLED OR FLAKED, OATS.		427		
110419 ROLLED/FLAKED GRAIN/OTH CEREAL		999		
110422 OTHER WORKED GRAIN OF OATS	2400	20204	3338	12158
110423 OTH WORK GRAIN OF MAIZE (CORN)	205	234		
110429 OTH WORK GRAIN OF OTH CEREALS	3441	4569		3656
110510 FLOUR,MEAL&POWDER OF POTATOES	32659	213975	36324	183277
110520 FLAKE,GRANULE/PELLETS POTATOES	3842	9588	83	129
110610 FLOUR,MEAL,POWDER,DRY LEGU VEG		215		
110620 FLOUR,MEAL POWDER OF SAGO/ROOT		34		10
110630 FLOUR,MEAL POWDER PRD CHAPT-8			191	191
110710 MALT NOT ROASTED	1163	3339		
110720 MALT ROASTED	14868	14868		
121120 GINSENG ROOTS		2560		2266
121229 OTHER SEAWEDS& OTHER ALGAE		100534	791	4995
121299 OTHER FRUIT STONE&KERNELS/VEG		468	104	414
121300 CEREAL STRAW & HUSKS,IN PELLET	58414	480279	25542	160151
121410 LUCERNE (ALFALFA) MEAL&PELLETS		3910		
121490 OTH SWEDES,MANGOLDS,FODDER,HEY		182		87
130120 GUM ARABIC	3463	13706	2249	45008
160210 HOMOGENISED PREP MEAT/EDB MEAT		120		
160220 LIVER OF ANIMAL,PREPARED/PRESV	115	115		
160231 OTH PREP/PRESV MEAT OF TURKEY		259		
160232 OTH PREP/PRESV MEAT OF FOWLS	27023	209951	41361	232622
160239 OTH PREP/PRESV,MEAT OTH POLTRY	5887	29654	19338	60697
160250 OTH PREP/PRES MEAT BOVIN ANIML	5522	23737	337	11974
160290 OTH PREP MEA OFL,BLOOD ANIMAL		75		
160300 EXTRACT/JUICE OF MEAT,FISH ETC	493	493		
160411 SALMON,FISH,WHOLE/PIE NOT MICE		36		7
160412 HERRING,WHOLE/FIECE NOT MINCED		102		
160413 SARDINE,BRISL/SPRAT W/P N-MINC		27		20
160414 TUNAS,SKIPJACK,BONITO,WHOLE/PC	309	1019	266	608
160415 MACKERAL,WHOLE/DIECE NOT MINCE	22	22		
160419 OTH FISH,WHOLE/PIECE NOT MINCE	11709	20617	1972	14817
160420 OTH FISH PREPARED PRESERVED	826	7555	1561	10926
160510 CRAB,PREPARED OR PRESERVED.	113	8427	34	145
170112 BEET SUGAR RAW NOT CONT FLAVOR	230	306		62
170113 GUR (JAGGERY)N-CON FLAVOUR/COL			74	74
170191 O.CANE/BEET SUGAR CON.FLAV/COL	1673	1673		3498
170199 OTH CANE/BEET SUGAR PURE SUC	53386	412189	65074	311629
170211 LACTOSE & LACTOSE SYRUP WT 99%	93211	640612	68958	387374
170219 OTH,LACTOSE AND LACTOSE SYRUP	357	18639	3271	20014
170220 MAPLE SUGAR AND MAPLE SYRUP			70	212
170230 GLUS SYP,DRY STAT FRVCT <20%	56821	316413	25859	200390
170240 GLUCOSE/GLUCOSE SYRUP<20% FRUC		682		813
170250 CHEMICALLY PURE FRUCTOSE		614		213
170260 OTH FRUCTOS SYP,50% WT OF FRAC		164		
170290 OTH SUGAR INCL INVERT SUGAR	36726	335750	54195	226059
170310 CANE MOLASSES				290

Contd.

10.11 Imports by Economic Categories (Detail)

(In Thousand Rupees)

ITEMS	DECEMBER, 2014	FROM JULY, 2014	DECEMBER, 2013	FROM JULY, 2013
170390 OTH MOLASSES, FROM REFINING SUG	1042	1042		
170410 CHEWING GUM, WH/NOT SUGA COATED	15144	69195	6854	32465
170490 OTH SUGAR CONFECTION NOT CON COCA	82430	366099	45431	232139
180100 COCOA BEANS, WHOLE, BROKEN, ROAST				6
180310 COCOA PASTE, NOT DEFATTED (LICOR	42371	288835		91902
180400 COCOA, BUTTER, FAT AND OIL	104153	577590	119903	213931
180500 COCOA POWDER, NOT CON ADDED SUG	139040	577584	146545	628516
180610 COCOA POWDER, CON ADDED SUGAR		1318	334	562
180620 OTH PREPA WT2KG, PAS, BLOCK SLAB	25041	449632	33600	244325
180631 OTH FOOD PREP COCOA BARS FILD	57058	182814	21437	146529
180632 OTH FOOD PREP COC BAR NOT FILD	3695	8341	2835	3871
180690 OTH, FOOD PREP CONT COCOA LIQUID	35765	145747	22681	88688
190110 FOOD PREP FOR INFANT USE	478071	3764300	495443	2537954
190120 MIXES & DOUGHS FOR PREP BAKER	3218	25621	5780	50238
190190 OTH FOOD PREP OF FLOUR, MEAL	290417	1237837	123379	872120
190211 UNCOOK PASTA, NUT STUFD CON EGG	48	236	78	469
190219 OTHER, UNCOOKED PASTA.	2003	16022	423	6216
190220 STUFFED PASTA, WHETH/NOT COOKED		112		6
190230 OTHER PASTA	1155	11208	1872	8933
190240 COUSCOUS WHETER OR NOT PREPARE		54		3
190300 TAPIOCA & SUBSTI PRE FRM STARCH	2626	38559	2274	33573
190410 PREP FOOD, SWLL/ROAS OF CEREALS	12807	101883	21910	111734
190420 PREP FOOD UNROAST CEREAL FLAKE	2987	18783	3473	10677
190430 BULGUR WHEAT				11
190490 OTH PREP FOOD OBTAIN BY CEREAL	11380	60095	18672	73142
190510 CRISPBREAD AND BUNS		104		503
190520 GINGER BREAD AND THE LIKE.				
190531 SWEET BISCUITS	10378	36066	7801	29082
190532 WAFFELS AND WAFERS	15733	62027	10815	42891
190540 RUSK, TOASTED BREAD & PRODUCTS	378	9158	7867	36757
190590 OTHER BAKERY PRODUCTS	23909	154485	24546	94906
200110 CUCUMBER, GHERKINS PREP/PRESERV	117	247		1720
200190 OTH VEG FRUIT, NUT, PRES VIN/ACE	2463	10708	3090	11005
200210 TOMATOES, WHOLE/PIECE, PREP/PRSV	14	1163	13	387
200290 OTH, TOMATO/PRE/PRS O/TH VINGER	47438	187982	45435	175594
200310 MUSHROOM, PREP/PRSV O/TH VINHER	727	20827	2453	10005
200390 OTH MUSHROOM & TRUFFLE PREPARED	1367	4727	233	2381
200410 POTATO, PREP/PRSV, O/TH VINGERS	35420	228628	39295	256316
200490 OTH VEG MIX/VEG PREP O/TH VING	360	35648	5984	83855
200510 HOMOGENIZED VEGETABLES		439		11
200520 POTATO PREP O/TH VING NOT FROZ	2589	10645	2158	11842
200540 PEAS PREP O/TH VINGER NOT FROZ		2081	1742	1870
200551 BEAN SHELD PREP O/TH VING N/FZ	615	2172	98	219
200559 OTH BEAN PREP O/TH VING NOT FZ	216	9958	4993	9111
200560 ASPARAGUS, PREP O/TH VING N-FZ				208
200570 OLIVES PREP O/TH VING NOT FROZ	5456	52597	6545	40104
200580 SWEET CORN, PREP/PRESV NOT FROZ	5341	23283	2367	13824
200591 OTH VEGETABLES & MIXTURE OF VEG		162	681	715
200599 OTH VEGE PREPARED OR PRESERVED	1037	13349	3274	8833
200600 VEG, FRUIT, NUTS, PEEL PRE BY SUG	42	1075	143	679
200710 HOMOGENISED PREPARATIONS	170	385	279	799
200791 OTH, CITRUS FRUIT COOKED PREP				129
200799 OTH JAM, FRUIT, JELLY, MARMALADE	147	19283	1176	34088
200811 GROUND NUTS, PREP/PRESERVED	251	767	316	2273
200819 OTH NUTS/SEED INCL MIXTURES	1630	11723	2342	13068
200820 PINEAPPLES, PREPARED/PRESERVED	20737	188347	20821	132833
200830 CITRUS FRUIT, PREPARE/PRESERVED		23431		27797
200840 PEARS, PREPARED OR PRESERVED	1840	4400		3760

Contd.

10.11 Imports by Economic Categories (Detail)

(In Thousand Rupees)

ITEMS	DECEMBER, 2014	FROM JULY, 2014	DECEMBER, 2013	FROM JULY, 2013
200850 APRICOTS,PREPARED OR PRESERVED			25	49
200860 CHERRIES,PREPARED OR PRESERVED	41	7402	714	5946
200870 PEACHES,PRPARED OR PRESERVED	17996	92803	20545	69190
200880 STRAWBERRIES,PREPARE/PRESERVED	1040	3919	658	2588
200897 MIXTURES OF FRUITS,NUTS&PLANTS	12254	174219	10205	136959
200899 OTH FRUITS,NUT/EDIBLE PLANTS	3944	15060	3548	18405
200911 ORANGE JUICE,FROZEN		7192	3107	12288
200919 OTHER ORANG JUICE	22881	327788	41707	262689
200921 GRAPEFRUIT JUICE,BRIX VAL=20		119		40
200929 OTHER GRAPE FRUIT,JUICE	32	170	16	496
200931 JUICE OF ANY SINGL CITRUS FRUT				551
200939 OTH JUICE OF ANY CITRUS FRUIT	145	2670		5290
200949 OTHER PINEAPPLE JUICE	4136	58075	806	20614
200950 TOMATO JUICE				74
200961 GRAPE JUICE INCL GRAPE MUST		448		
200969 OTHER GRAPE JUICE	3706	224917	171	187031
200971 APPLE JUICE ,BRIX VAL=20		1513		
200979 OTHER APPLE JUICE	29357	166352	54131	151663
200981 CRANBERRY JUICE			66	66
200989 OTHER JUICE OF FRUIT/VEGETABLE	913	67143	19510	26027
200990 MIXTURES OF JUICES	1913	22363	7235	31314
210111 EXTRACT,ESSENCE/CONC COFEE/PRE	32469	292135	47653	195427
210112 PREP WITH A BASIS OF EXTRA/COF	1529	5071	1149	6466
210120 EXTACT,ESSENCE ETC OF TEA MATE	3	11110	1531	1666
210130 ROASTED CHICORY/OTH COFEE/SUB		415		
210210 ACTIVE YEASTS	53427	261572	46567	191768
210220 INACTIVE YEASTS,OTH SINGL CELL		5	1292	5649
210230 PREPARED BAKING POWDERS	428	14190	1974	5904
210310 SOYA SAUCE	28022	112190	26908	84741
210320 TOMATO KETCHUP/OTH TOMATOSAUCE	3045	26689	2733	28097
210330 MUSTARD FLOUR/MEAL/PREP MUSTAR	1300	5205	798	6294
210390 OTH SAUCES PREP/MIX SEASONING	20850	107663	16002	78193
210410 SOUPS/BROTHS & PREP THEREOF	219	988	14	145
210420 HOMOGENISE COMPOSITE FOOD PREP		30	9	78
210500 ICE CREAM,OTH EDIBLE ICE	1096	14562	1542	14282
210610 PROTEIN CONCENTRATE/TEXT PROTN	198	13041	3523	25894
210690 OTH FLAVOURING POWDER/CONCT	301089	4721483	498564	2425471
220110 MINERAL WATERS/AERATED WATERS	1433	8127	792	5870
220190 OTH,NATURAL/ARTIFICIAL WATERS	1080	2869	196	1444
220210 WATER,MINERAL/AERATED WATER	33398	267258	22354	147149
220290 OTH WATER/OTH NON ALCOLIC BEVG	4769	50901	4413	45904
220300 BEER MADE FROM MALT	133	6479	229	16103
220410 SPARKLING WINE	3023	10130	2203	10605
220421 OTH WINE OF FRESH GRAPES<2LT		163		348
220429 OTH WINE OF FRESH GRAPES>2LT	322	676	3876	4776
220820 SPIRIT OBT BY DISTIL GRAPEWINE		4343	11	4482
220830 WHISKIES	395	12844	3697	22423
220840 RUM&OTH SPIRITS DISTILL SUGAR		46		212
220850 GIN AND GENEVA		559	344	2554
220860 VODKA	65	1794		1658
220870 LIQUEURS AND CORDIALS	13	405		1141
220890 OTH SPIRIT/SPIRITOUS BEVERAGES	52	633	2157	16997
220900 VINEGAR&SUBSTITUTE,ACTIC ACID	268	7504	1058	4155
230110 FLOURS,MEALS,PELLETS,OF MEAT		7		
230120 FLOURS,MEALS,PELLETS,OF FISH	18708	55293	5105	8300
230240 BRAN SHARP RESIDUE OF OTH CERL		854	112	112
230310 RESID.STARCH MANUF&SIM RESIDUE		1690	97	97
230330 BREWING/DISTILLING DREGS/WASTE	24310	71994		

Contd.

10.11 Imports by Economic Categories (Detail)

(In Thousand Rupees)

ITEMS	DECEMBER, 2014	FROM JULY, 2014	DECEMBER, 2013	FROM JULY, 2013
230400 OIL-CAKE/OTH S/RESID SOYABEAN	3121665	26782504	5579222	14408509
230620 OIL CAKE/OTH RESIDUE,LINSEEDS		1258		
230630 OIL CAKE/OTH SUNFLOWER SEEDS		6376	3149	20690
230641 OIL CAKE/OTH RESID COLZA SEEDS	29703	162768	75885	375207
230649 OIL CAKE/OTH RESID RAPE SEEDS	177	65446	10544	188238
230650 OIL CAKE/OTH RESIDUES,COCONUT		721		
230660 OIL CAKE/OTH RESIDUE,PALM NUTS	145518	784453	52096	217106
230690 OIL CAKE/OTH SOLID RESIDUE,VEG	197	2645		
230910 DOG/CAT FOOD,PUTUP RETAILSALE	18031	69847	5636	24873
230990 OTH,PREP USED IN ANIMAL FOOD	581794	2743280	232068	1517096
240110 TOBACCO,NOT STEMMED/STRIPPED	281	321	4256	22074
240210 CIGAR,CHEROOTS CONTAIN TOBACCO		417	110	1689
240220 CIGARETTES CONTAINING TOBACCO	19935	113184	20505	181372
240290 CIGAR,CHEROOTS/TOBACCO SUBST		464	209	490
240319 OTHER SMOKING TOBACCO				404
240391 HOMOGENISE/RECONSTITUTE TOBACO		3153		5925
240399 OTH MANUFACTURED TOBACCO/EXTR	367	3906	344	12022
271012 LIGHT OILS AND PREPARATIONS	13480225	113022733	20066055	115333265
271019 KEROSENE,INCL KER.TY. JET FUEL	107573	4430990	500622	3696554
293500 SULPHONAMIDES	200605	1178948	132923	841922
293621 VITAMIN A ITS DERIVATIVE UNMIX	76317	173839	4474	103862
293622 VITAMIN B1/ITS DERIV UNMIXED	23650	103889	11640	74286
293623 VITAMIN B2/ITS DERIV UNMIXED	25650	96002	18497	76518
293624 D-,DL-PANTOTHENIC ACID(VITB3B5	73162	205147	5406	90258
293625 VITAMIN B6/ITS DERIV UNMIXED	20383	156839	26380	130017
293626 VITAMIN B12/ITS DERIV UNMIXED	35146	182699	40008	155669
293627 VITAMIN C/ITS DERIVATIVE UNMIX	13575	191650	16266	153318
293628 VITAMIN D/ITS DERIVATIVE UNMIX	72712	346064	55534	235633
293629 OTH VITAMIN/ITS DERIV UNMIXED	66142	301930	14274	217088
293690 OTH INTER-MIXTURE PROVITAMINS	13994	74090	10160	88586
293712 INSULINE AND ITS SALTS	21461	114692		46674
293719 OTHER POLYPETIDE HARMONES	5924	48048	17652	50956
293721 CORTISONE/HYDRO/PREDNISONE ETC	56672	219242	30230	200799
293722 HALOGENATE DERIV ADERNAL HORMN	88192	462635	76329	429888
293723 OESTROGENS AND PROGESTOGENS	64286	622723	34215	176471
293729 OTH,STEROIDAL HARMONES,DERIVAT	41571	173016	14806	123616
293750 PROSTAGLANDINS,THROMBOXANES&DR	10158	46899	7438	50349
293790 OTH HORMONES/ITS DERIVATIVES	39324	185166	11616	349497
293810 RUTOSIDE(RUTIN)/ITS DERIVATIVE		1422		1535
293890 OTHER, GLYCOSIDES	10724	78353	11891	51744
293911 CONCENTRATES OF POPPY STRAW	7538	105330	7919	149533
293919 OTH ALKALOIDS OF OPIUM/DERVATI	39799	96412	18219	37834
293920 ALKALOID CINCHONA/DRV SALT		8841	1312	1336
293930 CAFFEINE AND ITS SALTS	20725	219218	12166	131265
293949 OTHER,EPHEDRINE AND ITS SALTS	50801	100958	41904	113198
293959 OTH THEOPHYLLINE/AMINOPHLLINE	19343	129250	25383	105276
293962 ERGOTAMINE (INN) AND ITS SALTS		1231		
293969 OTH ALKALOID OF RYE ERGOT/SALT	9749	144939		29750
293991 COCAINE ECGONINE,SALTS,ESTERS			1820	1820
294000 SUGARD O/T SUCROSE/LACTOSE ETC	20124	314563	28575	174880
294110 PENCILLINE/DERV/ACID/SALT ETC	43001	183900	20148	113212
294120 STREPTROMYCIN/DERIV/SALT THROF	6477	53046	11636	54820
294130 TETRACYCLINE/DERIV/SALT THROF	64090	295770	59444	251732
294140 CHLORAMPHENICAL/DERIV/SALT	20448	72953	6481	54297
294150 ERYTHROMYCIN/DERIV/SALT THROF	200951	1008714	147822	770125
294200 OTHER ORGANIC COMPOUNDS.	12101	84434	3766	28793
300190 OTH GLAND ORGAN,EXTRACT,HAPRIN		245		260
300210 ANTISERA/OTH BLOOD FRAC MODIFY	3163	53085	5866	76170

Contd.

10.11 Imports by Economic Categories (Detail)

(In Thousand Rupees)

ITEMS	DECEMBER, 2014	FROM JULY, 2014	DECEMBER, 2013	FROM JULY, 2013
300220 VACCINES FOR HUMAN MEDICINE	2563776	18850268	4389846	13954124
300230 VACCINE VETERINARY MEDICINE	292396	1848544	142118	1221238
300290 OTH HUMAN/ANIMAL BLOOD,THERAPC	66083	439694	27139	382312
300310 MEDICAMENT PENCILLIN DERV/ACID		31424		8
300320 MEDICAMENT OTH ANTIBIOTICS	17681	75027	16605	61938
300339 OTH,MEDICEMENT HARMONE ANTIBTC	163875	534226		102601
300390 OTH MEDICEMENT NES-NOT-R-SALE	228137	797130	52390	465498
300410 MEDICAMENT,PENCILLIN DERV/ACID		112601	1348	199023
300420 MEDICAMENT OTH ANTIBIOTICS	250329	1373161	271296	1355462
300431 MEDICAMENT INSULIN NOT ANTIBTC	173963	1568518	183088	881797
300432 MEDICIMENT ADERN CORTC HARMONE		39392	47679	88915
300439 OTH MEDICIMETHARMONE NOT ANT	251192	982184	87778	1012196
300440 MEDICAMENT ALKALOID DERV ANTI	4315	197076	41946	76407
300450 OTH MEDICAMENT VITAMIN/OTH PRO	28201	263579	144148	511116
300490 OTH MEDICAMENT THERAPEUTIC USE	1957295	15350311	1867296	12465025
300510 SURGICAL TAP IN JAMBO ROLLS	46137	222706	4151	142328
300590 OTH WADDING,GAUZE,BANDAGE ARTI	5148	95556	18034	179750
300610 STERILE SURGICAL CATGUT, ETC	20512	603875	123538	416287
300620 BLOOD-GROUPING REAGENTS	533	1690		1521
300630 OPACIFY X-RAY EXAM DIAGNOSTIC	3671	9162	2979	12751
300640 DENTAL CEMENT/DENTAL FILLING	23266	89038	6861	54916
300650 FIRST AID BOXES AND KITS.	803	3729	373	947
300660 CHEMICAL CONTRACEPTIVE HORMONE	17670	509957	54040	148340
300670 GEL PREP HUMAN/VETERINARY USE	1551	24553	303	3085
300691 APPL IDENTIFIABLE, OSTOMY USE		14093		22162
321519 PRINTING INK EXCL. BLACK	108087	671016	143877	678987
321590 OTH WRITING/DRAWING/OTH INK	23073	127316	32904	112499
330112 ESSENTIAL OIL OF ORANGE	2163	42314	744	25915
330113 ESSENTIAL OIL OF LEMON	81	14816	2654	12290
330119 OTH ESSENTIAL OIL/CITRUS FRUIT	9176	122725	23138	107477
330124 ESSENTIAL OIL OF PEPRAMINT	1102	7349	718	9917
330125 ESSENTIAL OIL OF OTHER MINTS	3518	10656		3852
330129 OTH ESSENTIAL OIL O/T CIT FRUT	15622	37114	6892	58835
330130 RESINOIDS	573	1842	144	562
330190 OTH,CONCENTRATE ESSENT OIL NS	1549	42755	7487	50081
330210 MIXTURE ODORIFEROUS SUBS&MIXT	186325	1163384	115662	1038827
330290 OTH,MIXTURE,ODORIFEROUS SUBST	377116	2024839	255718	1650734
330300 PERFUMES AND TOILET WATERS	67132	331487	19873	311296
330410 LIP MAKE-UP PREPARATIONS	19178	106805	5770	39980
330420 EYE MAKE-UP PREPARATIONS	18508	96746	10128	52319
330430 MANICURE/PEDICURE PREPARATIONS	11065	43433	2913	18153
330491 POWDER WHETHER/NOT COMPRESSED	33296	189193	20135	115551
330499 OTH,BEAUTY/MAKE-UP PREPARATION	140897	784373	79377	479965
330510 SHAMPOOS	334599	1810265	373980	1218372
330520 PREP PERMANENT WAVING/STRAIGHT	8121	36143	3372	22137
330530 HAIR LACQUERS	170	866	314	1979
330590 OTH PREP USE ON HAIR	64688	398789	57436	280422
330610 DENTIFRICES	29746	133198	5853	85585
330620 YARN,CLEAN TEETH(DENTAL FLOSS)	125	690	4	423
330690 OTH,PREP ORAL/DENTAL HYGIENE	1179	9412	174	2259
330710 PRE/AFTER SHAVE PREPARATION	5302	108726	13439	69045
330720 PERSONEL DEDORANT&ANTIP RSPRNT	33137	235188	21092	119962
330730 PERFUMED BATH SALT/OTH PREP	1028	3742	921	3113
330741 AGARBATT/OTH ODORIFEROUS PREP	88	1105		91
330749 OTH PREP PERFUMING ROOM/RELIGS	19076	121003	6858	57258
330790 OTH,DEPILATORY/PERFUM ETCPREP	2970	17314	4642	18097
340111 SOAP&ORGANIC SURFAC-ACTIV PROD	129187	1098072	116840	451861
340119 OTH,SOAP ORG-SURFAC-ACT PROD	2880	92440	19328	120217

Contd.

10.11 Imports by Economic Categories (Detail)

(In Thousand Rupees)

ITEMS	DECEMBER, 2014	FROM JULY, 2014	DECEMBER, 2013	FROM JULY, 2013
340120 SOAP IN OTHER FORMS	63233	406643	40685	244644
340130 ORGANIC SURFACE ACTIVE PRODUCT	24306	148121	26470	137992
340211 ORGANIC SURFACE-ACTIVE AGENT	240476	1752526	206765	1691344
340212 ORGANIC SURFACE ACTIVE CATIONC	8604	70579	11331	225213
340213 ORG SURFACE ACTIVE NON-IONIC	298464	1669329	275186	1455072
340219 OTH ORG SURFACE ACTIVE AGENT	22103	203953	16325	137677
340220 ORG SURF PREP PUTUP FOR R-SALE	31175	221016	10845	77215
340490 OTH, ART/PREP WAXES	60079	610184	85740	476734
340510 PO/CREAM FOR FOOTWEAR/LEATHER	17818	93459	13691	39374
340520 POL/CREAM/PREP, WOOD FURNITURE	3988	22033	254	11903
340530 POL/CREAM/PREP,COACHWORK/METAL	1993	9382	209	5384
340540 SCOURING/PASTE/POWDER/OTH PREP		498	26	1596
340590 OTH POL/CREAM/PREP,F-WEAR/LETH	14138	66203	23384	104805
350190 OTH CASEINATE DERIV CASEN GLUE	2249	27205	7729	22532
350211 EGG ALBUMIN DRIED		10446		13824
360300 SAFETY FUSES DETONATING FUSES	127	67032	817	114154
360610 LIQUID/LIQUEFIE GAS FUEL	330	1019	917	3768
391740 FITING FOR TUBE ETC OF PLASTIC	21966	177199	27723	152038
391810 FLOOR COVERING OF POLYMERS V-C	17760	141785	15235	89162
392190 OTH PLATE,SHEET ETC OF PLASTIC	165910	800065	140674	691780
392210 BATH,SHOWER WASH BASIN OF PLAS	5202	21858	5470	15526
392220 LAVATORY SEAT/COVER OF PLASTIC	1322	8349	2218	10044
392290 OTH FLASH/SIM SANITARY PLASTIC	4512	32358	3122	14300
392310 BOXES,CASES,CRATES PLASTIC	75131	387039	62798	288529
392321 SACK&BAG OF POLYMER OF ETHYL	90220	439118	79765	253747
392329 SACKS & BAG OF OTHER PLASTICS	29886	261711	100385	478456
392330 CARBOYS,BOTTLES,FLASKS ETC	55835	322440	31382	179665
392340 SPOOLS,COPES,BOBINS ETC PLASTC	15353	120893	32678	179302
392350 STOPPERS,LIDS,CAPS ETC OF PLAS	62828	641046	70385	498382
392390 OTH ARTICLES FOR CONVEYANCE NS	11252	115766	35293	249104
392410 TABLEWARE KITCHENWARE OF PLAST	14293	104835	8103	50710
392490 OTH,HOUSEHOLD/TOILET ARTICLES	25992	125029	27327	82702
392510 RESERVOIRS,TANKS,VATS>300 LTRS	11	885	178	55858
392520 DOOR,WINDOWS FRAME&H-HOLD PLAS	883	30167	443	3646
392530 SHUTTERS,BLINDS&PARTS OF PLAST	1052	6634	382	4518
392590 OTH,BUILDER-WARE OF PLASTIC,NS	89486	330973	30657	160039
392610 OFFICE/SCHOOL SUPPLY PLASTIC	8185	50054	2387	18959
392620 ARTICLE OF APPAR CLOTHING PLAS	7222	76458	19328	127181
392630 FITTING FOR FURNITUR/COACH PLA	900	4551	431	2408
392640 ORANMENTAL ARTICLES OF PLASTIC	27014	213535	14874	94222
400942 TUBE,PIPERUB WITH OTH.METL.FIT	3993	28854	14242	44683
401011 CONVEYOR BELTS WITH METALS		6090	3912	10060
401012 CONVEYOR BELTS WITH TEX-METACS	23152	257390	72250	238333
401019 OTH CONVEYON BELT OR BELTING	28175	186040	41913	153147
401031 TRANSMISSION BELTS 60-180 CM	26974	134629	27599	128484
401032 TRANSMISSION OTH BELT 60-180 CM	13042	151563	21717	82025
401033 TRANSMISSION BELT 180-240 CM	193	9354	325	3403
401034 TRANSMISSION BELT OTH 180-240CM	138	2149	1326	4025
401035 TRANSMISSION SYN.BELT 60-150CM	799	8600	2084	6533
401036 TRANSMISSION SYN.BELT 150-198CM	329	1066	865	4975
401390 OTHER INNER TUBES,OF RUBBER	8935	51935	8323	46078
401410 SHEATH CONTRACEPTIVES	58551	844559	278673	833511
401490 OTH HYG/PHARMACEUTICAL ARTL	1685	19088	2162	6088
401511 GLOVES,RUBBER,SURGICAL	33333	186300	19072	153943
401519 OTHER GLOVES,RUBBER	17341	92472	9013	58286
401590 OTH ARTI APPRL/CLOTH ALL PURPS	3509	44475	10922	56248
401610 ARTICLES OF UNHARD CEL VUL RUB	19504	77705	11174	57938
401691 FLOOR COVERING & MATS, RUBBER	2430	21815	2813	13738

Contd.

10.11 Imports by Economic Categories (Detail)

(In Thousand Rupees)

ITEMS	DECEMBER, 2014	FROM JULY, 2014	DECEMBER, 2013	FROM JULY, 2013
401692 ERASERS, RUBBER	43405	165657	34995	183421
401693 GASKETS,WASHERS,SEALS,OF RUBB	114076	720226	138026	834224
401694 BOAT/DOCK FENDERS,OF RUBBERS	37640	39082	69226	88725
401695 OTH INFLATABLE ARTICLE OF RUBB	866	15510	3386	8273
401699 OTH ARTICAL UNHARD VUL RUBBER	207164	977847	232899	998424
420100 SADDLERY&HARNESS FOR ANIMALS	70	449	50	186
420211 TRUNKS,SUITCASE,VANITY-CASES	2632	17788	2370	15521
420212 TRUNK,SUITCA,SATC ETC PLAS/TEX	77645	443277	53279	307110
420219 OTH TRUNK,SUITCASE,VANITY-CASE	1428	9038	1665	18923
420221 HANDBAG,COMP/PATENT LEATHER	46305	305659	37900	162657
420222 HANDBAGS,PLASTIC/TAXT MATERIAL	11662	63110	10181	64995
420229 OTH HANDBAGS,WITHOUT HANDLES	28796	144253	27114	107547
420231 ARTI.CARIED.IN POCKET. LEA/COM	3132	13729	1268	7031
420232 ARTIC CARRIED IN POCK TAXT MATE	959	6708	453	2651
420239 OTH,ARTI CRRIED IN HAND/POCKET	4948	27985	2663	15464
420291 OTH CONTAINER O/S OF LEA/COMPS	64	1592	21	8822
420292 OTH CONTAINER O/S PLAS/TEXTILE	668	7753	759	6463
420299 OTH CASES VULCANISED FIB/PBOA	2382	24192	4323	9717
420310 ARTICLES OF APPAREL		30258	3124	23565
420321 GLOVES,MITTENS & MITTS SPORTS		1851	28	1027
420329 OTH LEATHER GLOVES	841	8970	4715	48683
420330 BELTS AND BANDOLIERS	19763	115189	28773	165817
420500 OTH ART LEA/COMP LEA TECHNICAL	247	7236	952	19917
430310 ARTI APPAR CLOTH ACCE FURSKIN		323	48	576
430390 OTHER, ARTICLES OF FURSKINS	42	2493		15
430400 ARTICLE OF FUR&ARTICLE THEREOF		10635	1836	18833
440131 WOOD PELLETS	2054	4393		
440139 SAW DUST & WOOD WASTE & SCRAP	2505	6422	958	4990
440210 WOOD CHARCOAL OF BAMBOO NOT AG	1426	3062	190	391
441300 DENSIFIED WOOD,BLOCK,PLATE,ETC	8739	20330	3356	12486
441600 CASK,BARREL,VAT,TUB&OTH PRODCT		1		34848
441890 OTH BUILDERS JOINERY/CARP WOOD	29930	185958	21778	99378
441900 TABLEWARE&KITCHENWARE OF WOOD	4686	19860	2040	11461
442010 STATUETTES/OTH ORNAMENT WOOD	233	635	9	1372
442090 OTH WOOD MARQUETRY&INLAID WOOD	8517	42583	3658	17796
442110 CLOTHES HANGERS OF WOOD	1221	6872	1013	7232
450490 OTH, ARTICLES AGLOMERATED CORK	130	1118		2
460121 MATS,MATTING&SCREEN OF BAMBOO	805	2715		4046
460122 MATS,MATTING&SCREEN OF RATTAN				4
460129 OTH MATS,MATTING&SCREN VEG MAT		1	15	154
460192 OTH MATTING&SCREEN OF BAMBOO				444
460199 OTH PLATING MATERIAL N.E.S	193	2650	335	1067
460211 BASKETWORK&OTH ARTICL OF BAMBO	109	2808	152	1862
460212 BASKETWORK&OTH ARTIC OF RATTAN				4
460219 BASKETWORK&OTH ART OF VEG MATE	64	1513	181	897
481200 FILTER BLOCK,SLAB OF PAPERPULP	1897	1897	110	790
481310 CIGRETTE PAPER IN BOOKLET/TUBE	67	143		1683
481490 OTHER WALLPAPER & COVERINGS.	38	1716	200	1482
481690 OTHER COYING PAPER, C/T SIZE.	51	4103	839	3731
481710 ENVELOPES	1165	6527	1690	6442
481720 LETTER CARDS, PLAIN POSTCARDS	68	460	49	172
481730 BOXES,POUCHES,PAPER STATIONERY	692	5246	992	4417
481810 TOILET PAPER	1171	35147	41965	69220
481820 HANDKERCHIEFS, TISSUES&TOWELS	11117	51639	4662	33763
481830 TABLE CLOTHS & SERVIETTES	1345	7622	355	2262
481850 ARTICLES OF APPAREL&CLOTHING	20	1019	808	852
481890 OTH ARTI LINEN,P&P GARMET/ASSE	1050	17588	9445	34219
481910 CARTON,BOXE&CASES CORRUPAPE	43598	358129	102188	567454

Contd.

10.11 Imports by Economic Categories (Detail)

(In Thousand Rupees)

ITEMS	DECEMBER, 2014	FROM JULY, 2014	DECEMBER, 2013	FROM JULY, 2013
481920 FOLD/CARTO/BOXE&CASE, NON-CURRU	5407	70495	18113	102909
481930 SACKS&BAGS WITH BASE 40CM/MORE	693	13273	2615	6986
481940 OTH SACKS&BAGS, INCLUDING CONES	4755	25781	19261	50532
481950 OTH PACKING CONTAINERS/RE-SLEE	212	18251	18498	38845
481960 BOX FILES, LETTER TRAYS, BOX, OFF	3400	26227	5299	20589
482010 REGISTERS, LETTER PADS, DIARIES	10395	46179	4235	19750
482020 EXERCISE BOOKS	1002	3136	2639	12614
482030 BINDERS, FOLDERS&FILE COVERS	4731	16142	121	5239
482040 MANIFOLD BUSINESS FORMS/CARBON	134	420	290	1142
482050 ALBUMS FOR SAMPLES/COLLECTIONS	478	2279	808	3710
482090 OTH BOOK COVER, BLOTING PAD, NES	924	11358	1998	11869
482110 P&P. BOARD LABELS PRINTED ALL=K	21254	213211	43782	260310
482190 OTH, P&P/BOARD LABELS NOT PRINT	49602	622421	143861	788899
482210 BOBBINS, SPOOLS, CAPS, PULP.	954	9650		11921
482290 OTHER, BOBINS, SPOOL, CAPS ETC. PA	10443	41421	3721	38576
482320 FILTER PAPER AND PAPERBOARD	26574	93666	10459	73077
482340 ROLLS, SHEETS AND DIALS, PRINTED	187	3305	100	2470
482361 TRAY, DISHES, PLATES, CUP, P&BORD			49	60
482369 OTH TRAY, DISH, PLATE, CUP, P&BORD	10317	60219	8712	40728
482370 MOULDED/PRESSED ARTICL P-PULP	2454	7481	1648	11046
482390 OTH, ARTICLES OF PAPER PULP, CEL	23247	138226	17014	101902
490110 PRINTED BOOKS IN SINGLE SHEETS	1938	15670	3128	14370
490191 DICTIONARIES AND ENCYCLOPAEDIA	428	19701	1746	55983
490199 OTHER, PRINTED BOOKS/BROCHURES	421603	1409919	260899	900973
490210 NEWSPAPERS, JOURNAL 4-TIME/WEEK		2499		12
490290 OTHER NEWSPAPER, JOURNALS PERIO	5025	31944	7411	45757
490300 CHILDREN DRAWING/COLOUR BOOKS	46415	51742	83413	250818
490400 MUSIC, PRINTED IN MANUSCRIPT.		1		
490510 GLOBES	24	749	6	64
490591 OTH PRNTD MATER BOOK FORM/ATLS	78	153		1
490599 OTH MAPS AND HYDROGRAPHIC/W-PA	423	1265	79	956
490600 PLANS/DRAWINGS FOR ARCHITECTS	37558	193517	43792	428497
490700 BANKNOTE, CHEQUE, STAMP, BOND ETC	3051270	7141363	5226757	31168340
490810 TRANSFERS, VITRIFIABLE.	802	3669	588	4597
490890 OTH, TRANSFERS (DECALCOMANIAS)	5572	35596	11997	49826
490900 PRINTED/ILLUSTRATED POSTCARDS	5765	26389	4330	27677
491000 CALENDAR OF ANY KIND PRINTED.	7705	15910	8544	16223
491110 TRADE ADVERTISING MATERIAL.	9229	98758	13874	80009
491191 PICTURES, DESIGNS&PHOTOGRAPHS	691	6292	725	3598
500600 SILK YARN/ YARN SPUN WASTE NRS				242
500710 FABRICS OF NOIL SILK		2042	1476	1587
500720 OTH FAB CON>80% WT OF SILK	148240	496045	56180	402184
511111 WOVEN FABRICS CARDED WOOL, 85%		124855		44596
511119 OTH WOVEN FABRICS CARDED WOOL	7277	12474	5292	20927
511120 OTH MIXED MAN-MADE FILAMENTS		48		102
511130 OTH MIXED MAINLY/SOLELY M-MADE	70	222		
511190 OTH WOVEN FAB CARDED WOL/HAIR	14452	45007	75	8596
511211 WOVEN FAB. COMBED WOOL 85%/HAIR	2344	87840	98	5746
511219 OTH WOVEN FAB COMBED WOOL 85%>	2637	60332	72	5573
511220 OTH WOVEN FAB. COM. WOLL MIX. MMF		329		4295
511230 OTH WOV. FAB. COM. WOOL MIX. M/MSF		74344		9069
511290 OTH WOV. FAB. CARDE WOOL/FA-HAIR		9107	1387	1454
520790 OTHER, COTTON YARN PUT UP SALE	281	5794		5586
520811 WOV FAB COT WT<100G/SQM UNBLEA		146		
520812 WOV FAB COT WT>100G/SQM UNBLEA		18286		62
520819 OTHER WOVEN COTTON FAB UN-BLH	2156	10873	40316	114515
520821 WOV FAB COT WT<100G/SQM BLEACH		3542	4631	4631
520823 WOV FAB COT 3/4 THRD TWIL BLEC		345		

Contd.

10.11 Imports by Economic Categories (Detail)

(In Thousand Rupees)

ITEMS	DECEMBER, 2014	FROM JULY, 2014	DECEMBER, 2013	FROM JULY, 2013
520829 OTH WOVEN FAB OF COTTON BLEACH	160	1932	3639	3639
520831 WOV FAB COT WT 100G/SQM DYED	2621	4845		14137
520832 WOV FAB COT WT>100G/SQM DYED	93	59584		
520839 OTH COTON WOV FAB<2000/SQM DYE	639	10736	8261	109174
520841 WOV FAB COT WT 100G/SQM COLOUR		5409		1003
520842 COTON WOV FAB WT>100G/SQM COLO	17610	131552	4818	21085
520843 COTTON WOV FAB 3/4 THREAD TWIL		894		
520849 OTH WOV FAB WT 200G/SQM	761	13100	1510	7129
520851 COTON WOV FAB 100G/SQM PRINTED	58568	279903	304884	656611
520852 COTON WOV FAB>100G/SQM PRINTED	3548	21346		2136
520859 OTH COT WOV FAB 200G/SQM PRINT	124	19478	3353	23957
520919 OTH COT WOV FAB>200G/SQM UNBLE	25	1190		1391
520921 COTTON WOV FAB BLEACH>200G/SQM	17103	55424		8094
520929 OTH COT WOV FAB BLE W>200G/SQM	391	959		1755
520931 COTTON WOV FAB DYED>200G/SQM		3360	458	9013
520932 COTTON WOV FAB DYED 3-4 THREAD		585	12919	39861
520939 OTH COT WOV FAB DYED>200G/SQM	21897	60682	2663	3438
520941 COT WOV FAB>200G/SQM 85% COT	1526	3398		
520942 COTTON WOV FAB DENIM>200G/SQM	55406	264890	32760	205691
520943 WOV FAB 3-4-THREAD TWILL>200G		81	327	25959
520949 OTH WOV FAB CONT 85% COT/YARN		1711	109	255
520951 COTTON WOV FAB PRINTED>200GSQM		176		5
520952 WOV FAB 3-4-THREAD TWILL PRINT	63	63		12547
520959 OTH WOV FAB PRINTED>200G/SQM	774	36750	10594	31152
521011 COT W-FAB MIX MMF W200G/SQMUNB		79	7656	14782
521019 OTH W-FAB COT MIX MF200GSQM UB		745	189	1108
521021 W-FAB COT MIX-MMF WT 200G/SQM			15331	15331
521029 OTH W-FAB COT 85%,MMF 200G-BL		43		
521031 COT WOV FAB MX-MMF200G/SQM DYE	228	7397	234	719
521032 W-FAB3/4THR MX-MMW 200G/MW DYE	1916	2368	10350	10350
521039 OTH W-FAD COTMX MF W200G/SQMDY	43	4736	34791	132740
521041 W-FAB COT MX-MMF 200G/SQM		1500		2467
521049 OTH W-FAB COT MX-MMF W200G/SQM	103	329	2574	7159
521051 W-FAB COT MIX,MF W200G/SQM PRI		3036		7564
521059 OTH W-FAB COT,MMF W 200G PRINT	6003	48363	187951	3261310
521111 COT W-FAB,MX MF W>200G/SQM UNB			9823	50510
521119 OTH W-FABCOT,MF W>200G/SQM UNB	6424	73702	497957	3023881
521120 W-FAB COT WT<85% MIX MMF-BLEA		3536		165
521131 WW-FAB COT,MMF W>200G/SQM DYED			61	16412
521132 WOV FAB 3-4THREAD MIX>200GDYED	3712	10508	6987	13457
521139 OTH W-FAB COT,MMF W>200G DYED		10259	148	1417
521142 W-FAB COT DENM,MX MFW>200G/SQM	1286	118867	22185	112480
521149 OTH W-FB COT CLO YRN MMF>200G	501	3304		6080
521152 WOV FAB 3-4THRD MMF-W>200GPRNT				2179
521159 OTH W-FAB COT,MF,W>200G/SQM PR		2620	26955	78665
521211 OTH COT W-FAB UN-BL W 200G/SQM		83	4019	4019
521213 OTH COT W-FAB DYED W 200G/SQM	1754	4130		4063
521215 OTH W-FAB COT PRNTD W 200G/SQM				1823
521222 OTH COT WOV FAB BLEAC>200G/SQM		6095		
521223 OTH COT WOV FAB DYED>200G/SQM		4610	3595	7487
530911 UN-BLE/BLE FAB CON>85%WT FLX	986	986		
530919 OTH WOV FAB OF FLAX 85%OR MORE		2529		698
530929 OTH WOV FAB OF FLAX<85% BY WT		2369		3036
531090 WOV FAB OF JUTE OR OTH TEX FIB				1743
540600 M-MADE FILAMENT YARN RETAIL-SL		3		
540710 WOV FAB HI-TENACI YRN NYLON PO	17848	112668	52636	138027
540720 WOV FAB OBTAIN FROM STRIP,LIKE	27062	130314	29943	121011
540730 FAB PARALLEL SYNTH FILAMENT			4195	24142

Contd.

10.11 Imports by Economic Categories (Detail)

(In Thousand Rupees)

ITEMS	DECEMBER, 2014	FROM JULY, 2014	DECEMBER, 2013	FROM JULY, 2013
540741 FAB 85% OR MORE NYLON FILMENT	354	10696	1781	49469
540742 OTH FAB 85% OR MORE DYED	36291	562460	245717	778065
540743 OTH W.FAB NYL FLAMT WT>85% DYE	8233	28320		90
540744 OTH W.FAB FILA DIF COL NYL>85%	6608	22937	2887	7054
540751 OTH W.FAB TEXTURED POLY U-BLEA	118799	698598	75227	341908
540752 OTH W.FAB TEXTUR POLY DYED 85%	470260	2897060	344345	1584914
540753 OTH W.FAB DIF COL TEXTUR POLYS		11142	355	898
540754 OTH FAB TEXT POLY FIL PRINTED	6812	114033	6047	113987
540761 OTH FAB, NON-TEXT POLY FILAMENT	110034	480990	40000	130248
540769 OTH FAB POLY FIL TEXTILE MAT	10726	89566	21131	113457
540771 OTH WOV FAB SYNTH FIL BL/UN-BL		7757	7081	10340
540772 OTH WOV FAB SYNTH FIL DYED 85%	1019	2276	675	7627
540773 OTH W.FAB DIF COL SYN FILA PRI		5539		
540774 OTH WOV FAB SYNTH FIL PRINTED	2170	2205		
540781 OTH W.FAB SYN MIX COT BL/UN-BE		1585		
540782 OTH WOV FAB MIXED COTTON DYED		42616	589	7421
540783 OTH FAB SYN TEXMAT COLOR DYED				5462
540784 OTH FAB SYN TEX SQM MATERUAK	9636	56724	3408	14950
540791 OTH WOV FAB SYN F/L BL/UN-BL		113		
540792 OTH WOV FAB SYN F/L NS DYED	3537	10743		4729
540793 OTH WOV FAB SYN F/L NES COLOUR	11082	21296	7302	7302
540794 OTH WOV FAB SYN FIL NES PRINT	5776	70636	493	21438
540810 W.FAB HIGH TENCITY YRN VIS, RAY	18102	37633		200
540821 OTH WOV FAB ART. FIL BL/UN-BL	1178	9887		
540822 OTH WOV FAB ART. FIL DYED		2946		
540823 OTH WOV FAB DIFFERENT COLOUR		1698		1553
540824 OTH WOV FAB ART. FIL PRINTED				508
540832 OTH WOV FAB ART. FIL YARN DYED		632		
540833 OTH WOV FAB ART. FIL YARN COLOR				656
551130 YARN ART STAPLE FIB FOR R/SALE			33	137
551211 WOV FAB OF SYN STAPLE FIBRE	678	26509		8854
551219 OTH WOV FAB OF SYN STAPLE FIB	6392	95990	531	51723
551229 O/W-FEB ACR STA FIB>85%WT ACRY	618	4053	309	2068
551291 WOV FAB SYN STAP FIB BL/UN-BL		441		
551299 FAB WOV SYN FIB>85%BY WT SYNTH	1166	1529		880
551311 W.FAB SYN STA FIB MX COT 170G	12610	26442	15412	30250
551312 W.FAB SYN STA FIB MX COT314THR				121
551321 W-FAB SYN STA FIB MX COT DYED		15441	10588	30438
551323 POLYS, COT, STAP FIB<170G DYED		156		2292
551329 OTH FAB SYN STAP FINRE DYED		2585	14347	47991
551331 WOV FAB SYN STAP FIB COLOUR YR	3673	19462		16604
551339 OTH WOV FAB STAP FIB<170G/SQM		517	161	184
551341 WOV FAB POLY STAP FIB PRINTED		1062		69
551349 O/W-FAB SYN STAP FIB MIX COTON		465		2356
551421 W-F POLY STAP FIB<85% DYED				14703
551422 W-F POLY STAP FIB 3/4THRD DYED		507	2376	10824
551423 OTH FAB POLY FIB MIX COT DYED		886	679	5584
551429 OTH FAB<85% MIX COT SYN FIB		71	75	2029
551430 WOV FAB SYN YARN DIFF COLO DYE		1475	637	767
551441 W-F SYN FIB<85% MIX COT PRINT		2564	1099	2201
551442 W-F POL FIB MIX COT 3-4T PRINT			87346	458630
551443 O/W-FAB POL FIB MIX COT PRINT	99	733	137	474
551449 O/W-FAB SYN MIX COT>170G PRINT	65	12611	53	9725
551511 O/W.FAB POLYS FIB MX VISCO RAY	1576	46404	7609	76051
551512 O/W.FAB POLY FIB MIX M-MAD FIB	231	231		54
551513 O/W FAB POLY FIB MIX WOL/F-HAI	1841	161774	14232	46577
551519 O/W FAB POLY STAP FIB MIX O/FI		5323	2659	6549
551521 O/W FAB ARCYL FIB MIXED O/FIB		1370		22617

Contd.

10.11 Imports by Economic Categories (Detail)

(In Thousand Rupees)

ITEMS	DECEMBER, 2014	FROM JULY, 2014	DECEMBER, 2013	FROM JULY, 2013
551522 O/W FAB ARCYL FIB MIX WOOL		4359	265	941
551529 O/W FAB ARCYLIC FIB MIX OT/FIB	6410	91592	11838	56001
551599 O/W FAB SYN MIX OTH FIBRE N.S		10	8	150
551611 W-FAB ARTI FIB 85%>BL/UN-BLEA	7745	44652		212
551612 W-FAB ARTI >85% BY WEIGH,DEYED	399896	2509074		23086
551614 W-FAB ARTI FIB>85% WT PRINTED	214514	1975261		34283
551621 W-FAB ART FIB<85%WT MM.FILAM		12906		62
551622 W-FAB ART FIB<85% WT MM-F DYED		307		
551623 W-FAB ART FIB<85%WT D-COL,MM-F		14435		
551624 W-FAB ART FIB<85%WT MM-F PRINT		4439		5936
551632 W-FAB ART FIB<85%WT,WOL/HAI DY		2275		
551634 W-FAB ART FIB<85% WT,WOL/HA PR	302	335		
551641 W-FAB ART FIB<85%WT COT UNBL/B			195	2890
551642 W-FAB ART FIB<85%WT MX COT DYE				52
551692 W-FAB ART FIB<85%WT MIX O/F DY	4489	8572	70	1120
551693 W-FAB ART FIB<85%WT D-COL,O/FI		4280		
560130 TEXTILE FLOCK,DUST & MILL NEPS	10534	42036	8658	25839
560210 NEEDLELOOM FELT STICH-BOND FIB	9695	67013	2963	31958
560221 FELTS OF WOOL/HAIR,NOT COATED		839	71	346
560229 FELTS OTH TEXT MATE, NOT COATD	221	274	26	120
560500 METALLISED YARN,TEXTILE YARN	182426	957648	134364	551616
560900 ARTICLES OF YARN,STRIP ROPE	3641	6553	680	2639
570110 CARPT/OTH TEX FLOR COVER KNOTD	12757	125670	16077	86621
570190 CARPETS,KNOT OF OTH TEX MATERL	1	2060		438
570210 KECEM,SCHUMACKS,KARAMAE.ETC.	833	5644	725	3748
570231 CARPETS F/COV.PILE CONS,M/MADE				2252
570232 CARPET F/COV.P/LONS NOT TEXMAT		766	12	682
570239 CARPETS ECT.AOT.MADE O/TEX MAT		230	8	8
570241 CARPET ETC.P/CONS.WOOL WOV.M/M	55	39571		191
570242 CARPETS OTH.P/CONS.M/M/TEXT.	25395	139411	4242	53224
570249 CARPETS ETC.MADE OTH.TEX MATEL	1098	1161		
570299 OTH CARPETS ETC.MADE O/TEX/MAT		392	24	93
570310 CARPET ETC WOOL/FINE ANIM HAIR		54		29
570320 CARPETS/TUFTED OF NYLON/POLYA	18564	73314	21674	102114
570330 CARPETS ETC.TUFT MAN/M TEX MAT	36759	195350	34065	160232
570390 CARPET/TUFT CARS/VEH O-TEX MAT	206	1515		2963
570410 TILES, < 0.3 SQM AREA.	3900	6399	1515	4818
570490 OTH CARPETS ETC.FELT N/TUFTED	48464	261927	42445	286503
570500 OTH CARPETS&OTH FLOOR COVERING	2	6540	358	4972
580110 WOV.PILE FAB.CHENILLE FAB.WOOL				65
580122 CUT CORDUROY, OF COTTON		5080		26670
580123 OTH WEFT PILE FAB.OF COTTON.				137
580126 CHENILLE FABRICS, OF COTTON		7760	3380	14027
580127 WARP PILE FABRICS OF COTTON				1994
580132 CUT CORDUROY, MAN-MADE FIBRES.		265		
580133 OTH WEFT PILE FAB.M/MADE FIBRE		54		
580136 CHENILLE FAB. MAN-MADE FIBRES.		10177	20399	37342
580137 WARP PILE FABRICS OF COTTON	2039	2039	1565	6997
580190 OTH PILE&CHENILLE FAB.TEX.MAT	35992	182977	7421	47703
580211 TERRY TOWEL&S/WOVEN TEYFAB.UBL		4		27
580219 OTH TERRY TOWEL/FABRICS,OF COT	31	3003	335	468
580220 TERRY TOWEL/FABRICS, TEX.MAT		840		1635
580230 OTH TUFTED TEXTILE FABRIC				106
580410 TULLES AND OTHER NET FABRICS	3	6837	505	3414
580421 LACE MACHINE MADE,M-MADE FIBRE	2161	39154	1039	5528
580429 OTH,LACE MACHINE MADE,OTH MAT.	20641	108830	7954	37804
580430 LACE HAND MADE	181	10133	636	4247
580610 WOV.PILE FAB.& CHENILLE FABRIC		1573	636	2626

Contd.

10.11 Imports by Economic Categories (Detail)

(In Thousand Rupees)

ITEMS	DECEMBER, 2014	FROM JULY, 2014	DECEMBER, 2013	FROM JULY, 2013
580620 OTH WOV. FAB. ELASTOMERIC YARN	4458	164810	27510	214187
580631 OTH NARROW WOV FAB, OF COTTON.	80	1530	267	3859
580632 OTH NARROW WOV FAB,M/MADE FIB.	28221	279122	25763	210429
580639 OTH,NARROW WOV.FAB,TEX.MAT	1322	114915	23021	141714
580640 OTH FABRICS,WARP W/OUT WEFTASM			4869	18555
580710 LABEL,BADGES ETC.TEXTMAT,N/EMB	82585	525339	105957	550444
580790 OTH,LABELS,BADGES&ART.TEX/MAT	40588	560676	144644	822886
580810 BRAIDS IN THE PIECE	7	7	110	2054
580890 OTH,ORNAMENTAL TRIM,TASSEL ETC	4983	30772	4917	27353
580900 WOV FAB.OF METAL TAREAD/YARN.		113		
581010 EMBROIDERY W/OUT VISIBLE GROND		65		68
581091 OTHER EMBROIDERY,OF COTTON		922		2085
581092 OTH EMBROIDERY,M-MADE FIBRES		1188		
590190 OTH TRACING CLOTH,BUCKRAM ETC.	35140	243058	27508	120287
590210 TYRE CORD FAB HIT.YARN NYLPLMD	112182	697361	129491	719961
590220 TYRE CORD FAB H/T YARN POLYSTR	20798	141195	28263	138506
590390 OTH,TEX FAB IMP,LAM, PLASTIC.	65593	412194	51200	279529
590410 LINOLEUM	446	1287		
590800 TEX WICKS,WOVEN,LAMP,LIGHTERS	11	332	93	2557
590900 TEX HOUSE PIPING/TEX TUBING.	2189	48133	13891	27545
591190 OTH, TEX PRODUCTS/ ARTICLES,	17328	129357	35478	139248
600110 LONG PILE, FABRICS	74	20338	6244	33392
600121 LOOPED PILE FABRICS,COTTON		334		669
600122 LOOPED PILE FAB,MAN-MADE FIBRE	208	27110	607	10449
600129 LOOPED PILE FAB,OTH TEX MAT.	3747	22527	18394	118635
600191 OTH PILE FAB,KNIT/CROCH,OF COT		8135	296	506
600192 OTH PILE FAB,KNIT/CROCH,M-MADE	550808	2928351	408065	1360868
600199 OTH PILE FAB,KNIT/CROCH,O/TXTM	9648	50604	3967	16921
600240 KNIT CROCH FAB<30CM,ELASTOME5%	1134	1134	2327	4428
600290 OTH,KNIT/CROC FAB<30CM,ELAST5%	4015	13289		4729
600310 KNIT/CRO FAB WOL/HAIR WD!>30CM	12	12		117
600330 KNIT/CRO SYN-FIBRE WD !>30CM		3382		
600340 KNIT/CRO ART-FIBRE WD !>30CM				86
600390 OTH KNIT/CRO FAB WD !>30CM	475	680	194	595
600410 KNIT/CRO FAB WD>30CM ELASTYR5%	15003	48502	7787	45691
600490 OTH KNIT/CRO FAB WD>30CM ELAST	72	17236	4921	11602
600522 WRAP KNIT FAB OF COTTON DYED		1169	11	5853
600523 WRAP KNIT FAB OF DIFFCLUR YRN			731	731
600531 WRAP KNIT FAB SYN.FIB UNBL/BLE	549	9194	9457	14204
600532 WRAP KNIT FAB SYN.FIBRE DYED	67209	366815	32746	117080
600533 WRAP KNIT FAB SYN.FIB DIF COLO		5375	658	7068
600534 WRAP KNIT FAB SYN.FIB PRINTED		24428		
600542 WRAP KNIT FAB ART FIB DYED		3021		
600590 WRAP KNIT FAB O/TH H-6001-6004	8951	40775		7328
600610 OTH KNIT/CRO FAB OF WOOL/HAIR		94		
600621 OTH KNIT/CRO FAB COT UNBLE/BLE				1138
600622 OTH KNIT/CRO FAB COTTON DYED				85
600623 OTH KNIT/CRO FAB COTON COLOR		10582		
600624 OTH KNIT/CRO FAB COTON PRINTED	213	502		
600631 OTH KNIT/CRO FAB SYN.FIB UNB/B		1758		
600632 OTH KNIT/CRO FAB SYN.FIB DYED	133493	559866	105736	348665
600633 OTH KNIT/CRO FAB SYN.FIB COLOR	544	7519	495	5034
600634 OTH KNIT/CRO FAB SYN.FIB PRINT		16029		47284
600642 OTH KNIT/CRO FAB ART FIB DYED		97	5214	5356
600644 OTH KNIT/CRO FAB ART FIB PRINT		39		2792
600690 OTH KNITTED CROACHED FABRICS	46702	128230	7768	39791
610120 MEN/BOYS OVERCOAT/SIM ARTICLE	52	3771	14	60
610130 MEN/BOYS WIND JACKET/SIM ART.	166	166	84	1259

Contd.

10.11 Imports by Economic Categories (Detail)

(In Thousand Rupees)

ITEMS	DECEMBER, 2014	FROM JULY, 2014	DECEMBER, 2013	FROM JULY, 2013
610190 OVERCOAT ETC.MEN OTH TEX KNIT.	2734	28087	2225	15482
610210 APPAREL/CLOTH/ACCESSORIES,WOOL		642	44	44
610220 APPAREL/CLOTH ACCES,OF COTTON,	30	57	9	130
610230 APPAREL/CLOTH ACCES,M-MADE FIB		94		
610290 APPAREL/CLOTH OF TEX MATEL,	921	2730	224	2565
610310 SUITS MEN'S/ BOYS KNITTED/CROC	391	11276	1994	15322
610322 MEN/BOYS,ENSEMBLE,COTTON,KN/CR	16	295		1265
610329 MEN/BOYS,ENSEMBLE OTH TEX MAT,	1566	5183		576
610331 JACKET/BLAZER MEN/BOY,WOOL F/H		99		
610332 JACKET/BLAZER MEN/BOY COT/KNY	1217	2282	14	568
610333 JACKET/BLAZER MEN/BOYS SYN FIB	9	188		4203
610339 JACKET/BLAZER MEN/BOYS OTH TEX	991	14334	14	8016
610342 TROUSERS,ETC.MEN/BOYS COT/KNIT	4	1578	629	1831
610343 TROUSERS, ETC.MEN/BOYS SYN FIB	588	629		4
610349 TROUSERS,ETC.MEN/BOYS TEX MAT	826	4400	174	2845
610413 WOMEN/GIRLS,SUITS SYN FIBLE.	8	8		
610419 WOMEN/GIRLS,SUITS OTH TEX MAT	63	493	3	3676
610422 WOMEN/GIRLS,ENSUMBLE,COTT/KNIT	15	101		180
610423 ENSEMBLES W/GIRL SYN KNIT/CROC	2279	25940	124	259
610429 WOMEN/GIRLS ENSEMBLE,TEX MAT		926	46	46
610432 JACKET/BLAZER W/GIRL COT KN/CR	412	1244	238	930
610433 JACKE/BLAZER W/GIRL SYN KN/CR	12	142		29
610439 JACKE/BLAZ W/GIRL OTH TEX K/CR	433	8895	86	1818
610442 DRESSES W/GIRL COTTON KNIT/CRO		719	973	2719
610443 DRESSES W/GIRL SYN FIB KNIT/CR		38		
610444 DRESSES W/GIRL ARTFIB KNIT/CR				143
610449 DRES W/GIRL OTH TEX MAT KNT/CR		13		599
610451 SKIRTS/D-S W/GIRL WOOL/HAIR KN				38
610452 SKIRTS/D-S W/GIRL COT KNIT/CRO	71	186	58	124
610453 SKIRTS/D-S W/GIRL SYN KNIT/CRO				104
610459 SKIRTS/D-S W/GIRL OTH TEX K/CR	47	449	22	92
610462 TROUSERS ETC OF COTTON KNI/CRO	20	608	771	2436
610463 TROUSES ETC OF SYN FIB KNITED	36	2124		175
610469 TROUSERS ETC OF OTH TEX MAT KN	1209	3902	346	2344
610510 MEN/BOYS SHIRTS COTTON KNI/CRO	1176	17938	7598	27486
610520 MEN/BOYS SHIRTS M-MAD FIB K/CR	2425	7347	2450	4442
610590 MEN/BOYS SHIRTS O/TEXTILE K/CR	9122	106363	11312	70728
610610 W/GIRL SHIR/BLOUSES COT KN/CRO	1362	13636	1242	15928
610620 W/GIRL SHIR/BLO M/MADE FIB K/C	492	2447		7735
610690 W/GIRL SHIR/BLOU OTH TEXMATK/C	1150	4346	5233	8418
610711 UNDERPANTS ETC M/BOY COT KN/CR	2201	9083	1694	4916
610712 UNDERPANT ETC M/BOYS M/MAD FIB	224	399		24
610719 UNDERPANT ETC M/BOYS OTH T/MAT	27	594	904	2177
610721 NIGHTSHIRTS&PYJAMAS OF COTTON	152	1445	1073	6527
610722 NIGHTSHIRTS&PYJAMAS M/MADE FIB		146		697
610729 NIGHTSHIRT/PYJAMAS OTH TEX MAT	505	1547	801	801
610791 BATHROBES ETC OF COTTON M/BOYS	82	98	157	158
610799 BATHROBE ETC OF OTH TEX KN/CRO		324	122	310
610811 WO/GIRL SLIP,PELTICOAT KNIT/CR	194	745	8	8
610819 SLIP PETTICOAT OTH TEX MATERIA	17	25	2	1546
610821 W/GIRL BRIEF/PANTIES COT KN/CR	48	5427	9	1349
610822 W/GIRL BRIEF/PANTIES M/MAD FIB	43	2519	488	1289
610829 W/GIRL BRIEF/PANTIES OTH T/MAT	336	774	3	158
610831 W/GIRL N-DRES/PAJAMA COT KN/CR	68	2107	72	134
610832 W/GIRL N-DRESS/PAYJAMS M/M FIB	12	53		
610839 W/GIRL N-DRESS/PAJAMAS TEX MAT	367	4353	19	1061
610891 BATHROBE W/GRL COTTON KNIT/CRO	2273	2273		195
610892 BATHROBE W/GRL MAN-MADE KN/CRO	1885	1885		2

Contd.

10.11 Imports by Economic Categories (Detail)

(In Thousand Rupees)

ITEMS	DECEMBER, 2014	FROM JULY, 2014	DECEMBER, 2013	FROM JULY, 2013
610899 BATHROBE W/GRL OTH TEX KNI/CRO	91	1619	3	49
610910 T-SHIRT,SINGLET,VEST COT K/CR	14919	229674	12227	94247
610990 T/SHIRT,OTH TXT KN/CR	21336	146293	33094	144041
611011 JERSEY,PULOVER,CARDIGAN,WOLLEN	2909	20427	1361	10564
611012 JERSEY,ETC. WOOL, KASHMIR GOAT	3	3		
611019 OTH JERSEY PULOVER ETC.WOOLEN	229	1715	93	6163
611020 JERSEY, PULOVER ETC.OF COT K/C	2204	35222	5193	35310
611030 JERSEY, PULOVER M/MADE FIB K/C	2039	114778	30784	182807
611090 JERSEY,ETC. OTH TEXT. MATERIAL	18408	198900	26141	174550
611120 BABY GARMENT OF COTTON KNIT/CR	8155	48160	8441	33788
611130 BABY GARMENT OF SYN FIB KNI/CR	2101	12085	4341	29648
611190 BABY GARMENT OF OTH TEX KNI/CR	41158	218708	67178	244672
611211 TRACK SUITS COTTON KNIT/CROCH	38	96		18
611212 TRACK SUITS SYB FIB KNIT/CROCH		514		77
611219 TRACK SUITS OTH TEX MAT KNI/CR	201	545		1338
611239 MEN/BOYS SWIMWEAR OTH TEX K/CR	350	1985		
611241 WOM/GIRL SWIMWEAR SYN FIB K/CR	482	537		69
611249 WOM/GIRL SWIMWEAR OTH TEX K/CR		35	51	51
611300 GARMENT MADE UP KNIT/CROCH FAB	12	423		901
611420 OTH GARMENT COTTON KNIT/CROCH	191	1096	164	2703
611430 OTH GARMENT MAN-MADE FIB KN/CR		290		709
611490 OTH GARMENT,OTH TEX MAT KN/CRO	5662	27641	4576	23541
611510 GRADUATE COMPRESS HOSIERY	8055	158159	9672	63148
611521 OTHER PANTY HOSE AND TIGHTS	143	1060	557	1016
611522 O-PANTY HOSE&TIGHTS S-FIB>67DX				24
611529 O-PANTY HOSE OTH-TEXTILE MATE	3582	18976	537	11801
611530 OTH-W-MEN FULL/KNEE LENG HOSIE	5239	20539	721	19997
611594 OTH HOSIERY WOOL/FINE ANI HAIR			24	1875
611595 OTH HOSIERY OF COTTON	940	4849	5942	22479
611596 OTH HOSIERY OF SYNTHETIC FIBRE	90	309	1	164
611599 OTH HOSIERY OF OTH TEX MATERIL	1418	4628	560	6586
611610 GLOV,MITTEN,ETC PCAS/RUBER K/C		4072	1321	32882
611691 GLOVE,MITTN,MIT KN/CR WOL/HAIR	11	11	12	98
611692 GLOVE,MITTENS ETC KN/CROC COTT		843	1	511
611693 GLOVE,MITTENS ETC KNIT SYN FIB	107	1806	38193	187487
611699 GLOVE,MITTENS ETC KNIT TEX MAT	620	8309	2378	24405
611710 SHAWL,SCARVE,MUFFLER,VEILS ETC	11694	37880	7955	31138
611780 OTH MADE UP CLOTHING ACCESRIES	396	4584	225	552
611790 PARTS OF GARMENT OR CLOTH ACSS	1572	2219	1926	7214
620111 MEN/BOYS OVERCOAT WOOL NOTKNIT		493	130	559
620112 MEN/BOYS OVERCOAT COT NOT KN/C	135	526	393	597
620113 OVERCOAT MAN-MADE FIB NOT KNIT		99	338	552
620119 OVERCOAT SIM ART OTH TEX MATER	743	53782	2165	8142
620191 OTH OUTER GARMENT WOOL MEN/BOY	123	1150		
620192 OTH OUTER GARMENT COT MEN/BOYS		3859	1751	3452
620193 OTH OUTER GAR M/MADE FIB M/BOY	1187	12562	1791	30645
620199 OTH OUTER GAR OTH TEX MAT M/BY	1299	6541	142	4959
620212 OVERCOAT ETC W/GRL COT N/KNIT	54	1037		539
620213 OVERCOAT ETC W/GRL M/MAD N/KNT	7446	7704	33	642
620219 OVERCOAT ETC W/GRL O/TEX N/KNT	1372	15851	11	2589
620292 SKI/JACKET W/GRL COT NOT KNIT		953	247	556
620293 SKI/JACKET W/GRL M/MADE N/KNIT	65	1103	407	779
620299 SKI/JACKET W/GRL TEX MAT N/KNT	651	5196	196	2836
620311 SUIT MEN/BOYS OF WOOD NOT KNIT		3346		2213
620312 SUIT MEN/BOYS SYN FIB NOT KNIT	329	652	2	26
620319 SUIT MEN/BOYS TEX MAT NOT KNIT	16179	63910	33040	87589
620322 ENSEMBLE MEN/BOY COT NOT KNIT	527	2218	6	7688
620323 ENSEMBLE MEN/BOY SYN FIB N/KNT		937		424

Contd.

10.11 Imports by Economic Categories (Detail)

(In Thousand Rupees)

ITEMS	DECEMBER, 2014	FROM JULY, 2014	DECEMBER, 2013	FROM JULY, 2013
620329 ENSEMBLE MEN/BOY OTH TEX N/KNT	16	10447	319	12707
620331 JACKET ETC MEN/BOY WOOL N/KNIT		1818		
620332 JACKET ETC MEN/BOY COT N/KNIT	50	3013	121	3541
620333 JACKET ETC MEN/BOY SYN FIB N/K	268	5802	1348	6950
620339 JACKET ETC MEN/BOY OTH TEX N/K	19198	252049	8413	131421
620341 TROUSER,BIB,BRES ETC WOL M/BOY	1900	10730	908	13461
620342 OTH TROU BIB M/BOY COTT N/KNIT	4899	35445	21324	70422
620343 OTH TROU BIB M/BOY SYN N/KNIT	1081	6468		5120
620349 OTH TROU BIB M/BOY TEXT N/KNIT	19328	175122	22954	197490
620411 SUIT WOMEN/GRL OF WOOL N/KNT		8	4	4
620412 SUIT WOMEN/GRL OF COT N/KNIT		945		540
620413 SUIT WOMEN/GRL OF SYN N/K		14		
620419 SUIT WOMEN/GRL OF TEX MAT N/K	62	4304	92	99
620422 ENSEMBLE WOMEN OF COT N/KNIT	44	44		
620429 ENSEMBLE WOMEN OF TEX FIB N/K	18	385	10	124
620431 JACKET W/GRL OF WOOL NOT/KNIT			13	13
620432 JACKET W/GRL OF COT N/KNIT		1422		523
620433 JACKET W/GRL OF SYN FIB N/KNIT	318	14706	805	33591
620439 JACKET W/GRL OF TEX MAT N/KNIT	483	5005	615	9591
620442 DRESSES W/GRL COTTON NOT KNIT	2516	18702	4053	5800
620443 DRESSES W/GRL SYN FIB NOT KNIT		81	2	2897
620444 DRESSES W/GRL ART FIB NOT KNIT				633
620449 DRESSES W/GRL TEX FIB NOT KNIT		82383	11	2777
620452 SKIRTS W/GRL COTTON NOT KNIT	244	1142	552	1489
620453 SKIRTS W/GRL SYN FIB NOT KNIT	60	6255		131
620459 SKIRTS W/GRL TEX FIB NOT/KN/CR	157	203	286	400
620461 TROUSER W/GRL WOOL NOT KNIT/CR			557	604
620462 TROUSER W/GRL COTTON NOT KNIT	1488	17112	1934	15150
620463 TROUSER W/GRL SYN FIB NOT KNIT		25	22	128
620469 TROUSER W/GRL TEX MAT NOT KNIT	1249	18123	1074	13676
620520 SHIRTS MEN/BOYS OF COT N/KNIT	7728	42528	8862	26017
620530 SHIRTS MEN/BOYS OF M/MAD N/KNT	11	1606	25	4831
620590 SHIRTS MEN/BOYS OF TEX MAT N/K	649	15747	4786	19774
620610 BLOUSES W/GRL SILK NOT KNITTED				56
620620 BLOUSES W/GRL WOOL NOT KNITTED				68
620630 BLOUSES W/GRL COT NOT KNITTED	1185	8586	1505	6630
620640 BLOUSES W/GRL M/MADE NOT KNIT	283	7108		1722
620690 BLOUSES W/GRL TEX MAT NOT KNIT	710	9149	267	3897
620711 UNEDERPANT ETC MEN/BOY COTTON		1681	1199	4709
620719 UNDERPANTS ETC MEN TEX MAT NK	1458	2433	33	3066
620721 NIGHTSHIRT/PYJAMA MEN COT N/K	66	251		50
620729 NIGHTSHIRT/PYJAMA MEN T/MAT NK	311	5326	6	12373
620791 BATHROB ETC MEN COTTON N/KNIT		12		
620799 BATHROB ETC MEN TEX MAT N/KNIT	367	3128	654	833
620811 SLIPS/PETTICOAT W/GRL COT N/NK				19
620819 SLIPS/PETTICOAT W/GRL T/MAT NK		251		697
620821 NIGHTDRESS/PYJAMA WOMEN COT NK	632	2917		
620822 NIGHTDRESS/PYJAMA WOMEN M/M NK	374	760		220
620829 NIGHTDRESS/PYJAMA WOMEN T/M NK	1539	7422	1497	5991
620891 BATHROB ETC W/GRL COTTON N/NK	15	433		278
620892 BATHROB ETC W/GRL M/MAD FIB NK		1911		78
620899 BATHROB ETC W/GRL TEX MAT N/NK	494	5569	132	1814
620920 BABIES GARMENT ETC COT N/KNIT	1425	7408	1936	3141
620930 BABIE GAR&CLOTH SYN FIB N/KNIT		467		634
620990 BABIE GAR&CLOTH TEX MAT N/KNIT	35353	196138	40465	173073
621010 GAR MADE UP FAB H-56.02/56.03	512	5001	3	3027
621020 OTH GAR MEN/BOY H-6201-11,19	13	163	401	1956
621040 OTH MEN/BOYS MADE UP FAB		1121	81	1510

Contd.

10.11 Imports by Economic Categories (Detail)

(In Thousand Rupees)

ITEMS	DECEMBER, 2014	FROM JULY, 2014	DECEMBER, 2013	FROM JULY, 2013
621050 OTH MEN WOMEN/GIRL FAB N/KNIT	134	846		2555
621111 SWIMWEAR MEN/BOYS NOT KNITTED	358	797	4	538
621112 SWIMWEAR WOM/GIRL NOT KNITTED			233	496
621120 SKI SUITS NOT KNIT/CROCHETED		24	47	47
621132 OTH GAR MEN/BOYS OF COTTON		289	151	151
621133 OTH GAR MEN/BOYS OF M/MADE FIB	502	741		452
621139 OTH GAR MEN/BOYS OF TEX MATERI	630	3732	2051	6874
621142 OTH GAR WOM/GIRL OF COTTON	66	1731		168
621143 OTH GAR WOM/GIRL OF M/MADE FIB	13	1218		1445
621149 OTH GAR WOM/GIRL OF TEX MATERI	2694	4854	341	623
621210 BRASSIERES	70014	252347	12563	91953
621220 GIRDLES AND PANTY-GIRDLES	1032	4325	859	5201
621290 BRACES,SUSPENDERS,GARTER&PARTS	2407	22034	913	18026
621320 HANDKERCHIEFS OF COTTON	2810	14519	978	3627
621390 HANDKERCHIEFS OF OTH TEX MAT	4775	28469	1675	8780
621410 SHAWLS,SCARVES ETC & LIKE SILK		519		
621420 SHAWLS,SCARVES ETC & LIKE WOOL	4013	11652		1244
621430 SHAWL,SCARVE ETC&LIKE SYN FIB	214	13463	35	5170
621440 SHAWL,SCARVE ETC&LIKE ART MAT	6786	11240		8958
621490 SHAWLS OF OTH TEX MATERIALS	14144	94421	4962	27169
621510 TIES,BOW TIES&CRAVATS OF SILK	588	2292	1946	4104
621520 TIES,BOW TIES&CRAVATS M/M FIB	174	1684	279	1812
621590 TIES,BOW TIES&CRAVATS TEX MAT	1247	5915	400	5264
621600 GLOVES, MITTENS AND MITTS.	1597	15535	2831	24366
621710 MADE UP CLOTHING ACCESSORIES	8023	55843	24136	60379
630110 ELECTRIC BLANKETS	129	262		2390
630120 BLANKET/TRAVEL RUGS OF WOOL/H	1033	5459	389	2273
630130 BLANKET/TRAVEL RUGS OF COTTON		284		1227
630140 BLANKET/TRAVEL RUGS OF SYN FIB	407046	1651332	398389	1415704
630190 BLANKET/TRAVEL RUGS OF TEX MAT	10817	87733	19625	67269
630210 BED LINEN,KNITTED/CROCHETED	8104	48227	8362	43113
630221 OTH BED LINEN,PRINTED,N/KNIT	77	2972		4943
630222 OTH BED LINEN,PRINTED M/MADE	125	319	111	296
630229 OTH BED LINEN,PRINTED MILL-MAD		1365	18	91
630231 OTH BED LINEN COTTON N/KNIT/CR	27	848	1483	3129
630232 OTH BED LINEN OF MAN-MADE FIB		531	55	55
630239 BED LINEN OTH TEX MAT NOT KNIT	243	7160	9747	28110
630240 TABLE LINEN KNITTED/CROCHETED	146	186	39	240
630251 TABLE LINEN OF COTTON KNITTED	41	403	799	959
630259 TABLE LINEN OF OTH TEX MATERIA	31	31	8	116
630260 TOILET & KITCHEN LINEN COTTON	50	2306	771	3374
630291 OTH TOILET/KITCHEN LINEN COTTN		701	15	53
630293 TOILET/KITCHEN LINEN M/MAD FIB		79		292
630299 TOILET/KITCHEN LINEN TEX MAT	885	3529	360	473
630312 CURTAINS/BLINDS/VALANCE SYN FIB		288074		7598
630319 CURTAINS/BLINDS/VALANCE TEXMAT	331	609	92	796
630391 OTH CURTAN,BLIND,VALANC OF COT		44		170
630392 OTH CURTAINS/VALANCE OF SYN FIB	4265	23331	8371	17399
630399 OTH CURTAINS/VALANCE OF TEXMAT	666	2126	318	1145
630411 BED-SPREADS KNITTED/CROCHETED	132	160	175	325
630419 BED-SPREADS, OTHERS	46	581	544	3050
630491 OTH FURNISHING ARTICLES KNITED	202	4230	122	681
630492 OTH FURNISHING ARTICLE COT KNT			5	23
630493 OTH FURNISHING ARTICLE SYN FIB		241		1514
630499 OTH FURNISHING ARTICLES TEXMAT		232	4	12753
630510 SACK/BAGS OF JUTE OTH TEX FIB	11331	40771	334	2110
630520 SACKS AND BAGS OF COTTON		142		
630532 SACK/BAGS MAN-MADE TEX MATERIL	1580	52093	36808	200028

Contd.

10.11 Imports by Economic Categories (Detail)

(In Thousand Rupees)

ITEMS	DECEMBER, 2014	FROM JULY, 2014	DECEMBER, 2013	FROM JULY, 2013
630533 SACK/BAGS OF POLYETHYLENE/PROP	27251	81397	2501	91219
630539 OTH SACK/BAGS MAN-MADE TEX MAT	27132	145170	20779	104531
630590 SACKS/BAGS OTH TEX MATERIAL	161	15747	5519	15274
630612 TARPAULINS,AWNINGS ETC SYN FIB	21343	109718	5415	110878
630619 TARPAULINS,AWNINGS OF TEX MAT		3257	65	2050
630622 TENTS OF SYNTHETIC FIBRES	16850	33860	11861	21965
630629 TENTS OF OTH TEX MATERIAL	27	7392	18693	28897
630630 SAILS OF OTH TEXTILE MATERIAL		56		56
630690 OTH CAMPING GOODS OTH TEX NAT	883	2029	782	832
630710 FLOOR/DISH/CLEANING CLOTH ETC	2282	15508	1962	8870
630720 LIFE-JACKETS AND LIFE-BELTS	5414	13615	2097	4814
630790 OTH MADE UP ARTICLE DRESS PTN	24281	139866	10523	115978
631090 USED&NEW RAGS,SCRAP ETC TEXMAT	2311	36082	4267	13265
640110 FOOTWEAR INCORPORATPROTE M-TOE	115	1233		2481
640192 OTH FOOTWEAR COVERING ANKLE		35		
640199 OTH FOOTWEAR NES UPPER NOT FXD	565	3559	705	2004
640212 SPORTS FOOTWEAR,SKI-BOOT ETC		172		144
640219 OTH SPORTS F-WEAR SOLES RUB/PL	717	6292		6990
640220 F-WEAR WITH UPPER STRAP ASSEMB		7786		16
640291 F/WEAR COV ANKLE SOLE/UPPERS	392	556		
640299 OTH F/WEAR SOLE/UPPER RUB/PLAS	15460	42865	4120	96737
640312 SPORTS FOOTWEAR SKI/SNOWBOARD	72	1389		
640319 OTHER; SPORTS FOOTWEAR	30777	384870	67276	403745
640320 FOOTWEAR OUTER SOLE OF LEATHER	2233	90074	3853	68642
640340 OTH FOOTWEAR WITH METLTOE CAP	9039	20479	1879	14300
640351 OTH FOOTWEAR SOLE COV ANKLE	1683	1810		493
640359 OTH FOOTWEAR OUTERSOLE LEATHE	3561	5253	923	1347
640391 OTH F-WEAR OUTERSOLE COMP LEA	16040	54102		3855
640399 OTH F-WEAR O/S RUB, PLAS, LEA	155869	740197	77114	688151
640411 SPORTS FOOTWAR SHOES RUB/PLAS	65936	310176	52711	285051
640419 OTH FOOTWEAR OUTER SOLE RUB/PL	215768	1628894	117829	905800
640420 FOOTWEAR OUTERSOLE COMP LEATHR	852	1918	88	17106
640510 FOOTWEAR UPPER/COMP LEATHER	149644	1486547	135059	1162957
640520 FOOTWEARS UPPER TEX MATERIAL	537	61280	138	32409
650200 HAT-SHAPE,PLAITE LINED N/TRIM		27		
650400 HATS&OTH HEADGEAR PLAITED	98	2159	2414	4297
650500 OTH HATS AND HEADGEAR KNITTED	1687	10060	860	5237
650610 SAFETY HEADGEAR	39476	138800	25650	137292
650691 OTH HEADGEAR RUBBER/PLASTICS	82	1046	98	609
650699 OTH HEADGEAR OF OTH MATIRIALS	987	3730	413	8456
650700 HEADBAND LINING COVERHAT FOUN	2043	5821	720	3901
660110 GARDEN OR SIMILAR UMBRELLAS	7488	20221	6862	13414
660191 OTH UMB WITH TELESCOPIC SHAFT		118		50
660199 OTH UMBRELA/SUN UMBRELLAS	23721	47381	9673	28704
660200 WALKING STICKS SEAT STICKS	357	1094	21	792
660320 UMBRELLA FRAMES INCL F/MOUNTED		710		
660390 OTH PATS/FITTING UMBRELLAS		144		148
670210 ARTICLE MADE ARTIFICIAL FLOWER	2454	15176	387	7350
670290 ARTIFICIAL FLOWER,FOLIAG O/MAT	21768	107066	13330	46221
670300 HUMAN HAIR DRESSED THINNED BLE		8		149
670411 COMPLETE WIG OF SYN.TEXT MAT.		25	40	69
670419 OTH BEARD, EYE BROW SYN.TEXT MA	252	2608	31	406
670420 WIGS,BEARDS OF HUMAN HAIR	50	158		19
691090 OTH CERAMIC SINKS WASHBASIN PE	156	18174	114	1891
691110 TABLEWARE & KITCHENWARE	187953	871966	123813	530823
691190 OTH HOUSEHOLD ARTICLES OF PORN	44055	157530	25767	85896
691200 CERAMIC TABLEWEAR KITCHENWEAR	39610	57745	2065	5383
691310 STATUT ORNAMENT PORCELAIN CHI		1109	119	236

Contd.

10.11 Imports by Economic Categories (Detail)

(In Thousand Rupees)

ITEMS	DECEMBER, 2014	FROM JULY, 2014	DECEMBER, 2013	FROM JULY, 2013
700992 FRAMED GLASS MIRRORS	10005	51041	8624	38598
701010 AMPOULES	37753	153782	28375	117935
701020 STOPPERS,LIDS AND OTH CLOSURES	854	21559	6174	13794
701190 OTHER, GLASS ENVELOPES		471	112	749
701310 INDOOR DECOR OF GLASS CERAMICS	9588	53857	5426	26652
701322 STEMWARE DRINKING GLASS LEAD CRYSTAL		2		4
701328 OTH STEMWARE DRINKING GLASS	2227	19245	519	2031
701333 O-DRINKING GLASS LEAD CRYSTAL	84	332		
701337 OTH DRINKING GLASS O/T GL-CEMI	8853	39466	3599	10393
701341 G-WARE TABLE,KITCH LEAD CRYSTAL	35	145		
701342 G-WARE LINEAR C-EXPENSION-5x10	670	1048		
701349 O-GL-WARE L-C-EX=5x10 T,0-300C	69543	318549	43423	150479
701391 OTH GLASS-WARE OF LEAD CRYSTAL	838	4183	247	666
701590 OTH CLOCK/WATCH/NON-CORRECTIVE	219	1057	136	780
701690 OTH PAVING BLOCKS/SLABS/BRICKS	231	5712	64	2342
701710 LAB HYG/PHAR GL-WARE W/N GRADU	1440	24881	2420	23532
701720 LAB HYG/PHAR GLASSWARE L/C=10K	1984	2746	26	2092
701790 OTH LAB GLASSWARE ETC N.S.	7885	48852	8039	46105
701810 GLASS BEADS, SPHERICAL/PRE-STON	80812	431773	42824	148201
701820 GLASS MICROSPHERES=1MM DIA	3980	31682	8806	43362
701939 OTH WEBS,MATTRESSES,BOARD ETC	50268	328985	50047	301324
701940 WOVEN FABRICS OF ROVINGS	1451	2948	2877	14548
701951 OTH WOVEN FABRICS WIDTH=30 CM	547	3502	1516	6413
701952 OTH WOV FAB WID<30CM WT<250G/M		3271	113	146
701990 OTH ARTICLES OF GLASS FIBRES.	22642	148400	12574	100682
711299 OTH WASTE/SCRAP PRECIOUS METAL		19		
711311 ARTICLE OF JEWELLERY OF SILVER		297		104
711319 ART OF JEWEL OF OTH PRE METAL	196	29703		60495
711320 ART(JEWELRY)BASE MTL-CLD P-MTL		402		407
711411 ART OF SILVER WARES W/N PLATED		316		166654
711419 ART OF PRE METALS W/N PLAT		353		92
711510 CATALYST INFORM WIRE/GRIL PLAT		82725		62671
711590 OTH ART PREMET/MET CLAD P/MTL	1334	32188		5303
711610 ART NATURAL/CULTURED PEARLS				24
711620 ART PRECIOUS/SEMI-PRE STONES		385		26
711711 CUFF-LINKS/STUDS-BASE METAL	1116	5961	1116	4296
711719 OTH IMITATION JEWELLERY B/METL	44141	318176	14296	53386
711790 OTH IMITATION JEWEL B/METL,N.S	28900	207727	41145	266612
731829 OTH COACH SCREW,BOLTS,NUT I/S	6397	83232	18845	114873
731940 SAFETY PINS & OTHER PINS	3413	19709	804	7525
732090 OTHER,SPRING OF IRON AND STEEL	23634	201643	23525	144849
732111 COOKING APPLI&PLATE WARMER GAS	20229	111769	10457	53275
732112 COOK APPLI/PLAT WARMER LIQ FUL	529	529		119
732119 O-COKING APPLI INCL SOLID FUEL	4667	24168	1294	10121
732181 OTH APPLI FOR GAS & OTH FUELS	783	9349	792	6965
732182 OTH APPLI FOR LIQUID FUEL	3168	5867		2361
732189 OTH APPL INCL APPLI SOLID FUEL	307	871	689	913
732290 OTH AIR HEATER&HOT AIR DUSTRB	1335	157826	7997	289959
732310 IRON/STEEL WOOL,POT SCROEL ETC	26439	132332	15669	76328
732391 OTH BUCKETS OF CAST IRON ENAMA	71	570		76
732392 OTH H-HOLD ART CASTIRON ENAMA	70	724		332
732393 OTH DOMESTIC UTENSILS STA-STEL	3013	26043	1462	7245
732394 OTH DOMESTIC UTENSIL IRON/STEL	16869	84264	20912	55172
732399 OTH H-HOLD ARTCL, PART THEREOF	74842	304763	42270	174109
732410 SINK&WASH BASIN STAINLESS STEL	3277	23757	2922	11652
732421 BATH TUBS CASTIRON W/N ENAMEL	748	1912		345
732429 OTH BATH,SINK,W-BASIN ENA IRON	13405	51848	5464	23448
741539 OTH THREAD ARTICLES OF COPPER	8266	46678	4726	34378

Contd.

10.11 Imports by Economic Categories (Detail)

(In Thousand Rupees)

ITEMS	DECEMBER, 2014	FROM JULY, 2014	DECEMBER, 2013	FROM JULY, 2013
741810 TABLE,KITCH/OTH HOUSEHOLD ARTI	3443	3618		46
741820 OTH SANITARY WARE,PARTS COPPER	796	1133	284	459
741910 CHAIN,PARTS THEREOF OF COPPER				897
741991 CAST,MOULDED,STAM,FORGED,COPPE		875		1310
750720 TUBE OR PIPE FITTING NICKEL		3644		11597
750810 CLOTH,GRIL NETING OF NICK WIRE		1138		
761490 OTH STRAN WIR,ROP,CABL,PL ALUM	67	50176	7515	8987
761510 TABLE,KITCH,POT POLISHPAD ALUM	4667	33905	12326	33507
761520 SANITARY WARE&PATS OFALUMINIU	62	792	94	388
761610 NAILS,BOLT,NUT,SCREW ETC ALUMI	814	6136	548	4014
761691 CLOTH,GRIL,FENCING OF ALUM WIR	1036	9018		664
780420 LEAD, POWDERS AND FLAKES		124		
800300 TIN BAR, ROD, PROFILE AND WIRE		112		182
810194 OTH UN-WROUGHT TUNGSTEN,BAR RD	123	173		226
810295 OTH MOLYBEDNUM BAR,ROD,SINTER		1584		1224
820900 PLATE STICK,TIPS TOOL CERMET	10583	36064	12269	39351
821000 HAND-OPERATE MECHANICAL APPL	876	10363	408	7856
821110 SETS OF ASSORTED ARTICLES	122	761		406
821191 TABLE KNIVES HAVING FIX BLADE.	1936	10503	1006	5052
821192 OTH KNIVES HAVE FIXED BLADES.	3276	16815	3554	10225
821193 KNIVE OTH THAN FIXE BLADES.	241	964	254	657
821194 BLADES	814	3931	1902	5042
821195 HANDLES OF BASE METAL	826	963	11	81
821210 RAZORS	119590	525787	73156	526035
821220 SAFETY RAZOR BLADES,	48150	158336		4027
821290 OTHER PARTS	2127	14581	2559	6581
821300 SCISSORS,TAILORS,SHEARS BLADE	3308	19458	1791	7348
821410 PAPER KNIVES,LETTER OPENER,ETC	11532	61061	17459	43311
821420 MANICURE OR PEDICURE SETS.	3601	22181	6859	15338
821490 OTH ARTICLES OF CUTLERY .	3070	17332	1684	6383
821510 SET OF ASORTED ARTICLE-PRECMTL	217	308		196
821520 OTH SETS OF ASSORTED ARTICLE.	6519	10223	1543	8465
821591 OTH ARTICLE,NOT INSETS,PLATED		36		
821599 OTHER ARTICLES	6861	23901	5841	17256
830110 PADLOCKS	56594	310353	51765	203431
830120 LOCKS FOR MOTOR VEHICLES.	2304	19561	6085	18153
830130 LOCKS FOR FURNITURE	58607	341944	38785	170829
830140 OTHER LOCKS	51211	211819	26482	112202
830150 CLASPS AND FRAMES WITH CLASPS.	86	1276		204
830160 PARTS OF LOCKS	1577	11866	850	9644
830170 KEYS PRESENTED SEPARATELY	558	7199	1848	11603
830210 HINGES	28208	153058	10368	85036
830220 CASTORS	4874	30300	2813	22389
830230 OTH MOUNTING,FITING MOT-VEHICL	306	1338	15	683
830241 OTH MOUNTING,FITING BUILDING	2537	5632	85	5189
830242 OTH MOUNTING,FITING FURNITURES	30072	237092	27555	155129
830249 OTH FITINGS OF BASE METAL N.S.	13896	94936	8297	60429
830250 HAT-RACKS,HAT-PEGS,BRACKET&FIX	2089	32243	1359	8789
830300 ARMoured/REINFORCED SAF B-MTL.	2828	15121	6222	15073
830400 FILING CARD-INDEX CABINET/TRAY	2243	4755	926	2953
830510 FITTING FOR LOOSE-LEAF BINDERS	2055	7994	1376	7943
830520 STAPLES IN STRIPS	9675	50110	7571	36520
830590 OTH, INCLUDING PARTS	8895	34827	5210	15806
830610 BELLS,GONGS ETC.ELECTRIC METAL	1447	4817	92	1366
830621 STATUETT OTH ORNAMENT BASE MTL	27	27		
830629 OTH STATUETT OTH ORNAMENT	846	5858	654	4048
830630 PHOTOGRAPH,PICTURE FRAME MIRROR	181	1039	170	1570
830710 FLEXIBLE TUBING OF IRON/STEEL	33254	82623	19596	121547

Contd.

10.11 Imports by Economic Categories (Detail)

(In Thousand Rupees)

ITEMS	DECEMBER, 2014	FROM JULY, 2014	DECEMBER, 2013	FROM JULY, 2013
830790 FLEXIBLE TUBING OF BASE METAL	32292	108598	62743	114646
830810 HOOKS, EYES AND EYELETS	15269	121391	31451	140297
830820 TUBULAR OR BIFURCATED RIVET	32768	257891	56419	396776
830890 OTH ARTICLES B/METAL INC/PARTS	31969	222680	30099	146219
830910 CROWN CORKS OF BASE METAL	3950	14933		53
830990 OTH;SCREW CAPS POURING STOPERS	67223	278558	47673	259559
831000 SIGN-NAME PLATE,ETC.BASE METAL	1200	29208	350	14846
831110 COATED ELECTRODE OF BASE METAL	50734	421077	53946	404188
831120 CORED WIRE OF BASE METAL,	65	15004	6407	36836
831130 COATED RODS&CORED WIRE,B/METAL	9143	61868	1984	18161
851290 PARTS OF THE HEADING NO.85.12	919	266142	1239	6612
852290 OTH T/COM EQ/AC HD 85.19-85.21	14660	63000	15998	56158
852321 CARDS INCORPORTAING MAG STRIPE	22499	69020	7159	41211
852329 MAGNETIC DISCS	18056	32524	3831	26723
852341 OTHER OPTICAL MEDIA UNRECORDED	8872	404726	11842	47164
852349 OTHER OPTICAL MEDIA	951081	2531344	13794	87003
852351 SOLID STATE NON-VOLATILE STORA	54872	172979	11368	65530
852352 SMART CARDS SEMICONDUCT MEDIA	801356	1530041	212521	1333268
852359 PROXIMITY CARDS AND TAGS	12341	112434	60808	198457
870990 PARTS,H-NO.87.09 OF WORK TRUCK		2519		7827
871499 OTHER,PARTS AND ACCESSORIES	14868	77545	66786	154954
880390 OTH PARTS OF H-88.01 OR 88.02	109852	1540174	323568	1761816
902000 OTH BREATHING APP & GAS MASK,	11966	90919	126890	189743
902110 ORTHOPAEDIC/FRACTURE APPLIANCE	4726	18115	3242	173688
902121 ARTIFICIAL TEETH	95	1044		16
902129 OTHER; DENTAL FITTINGS	3873	10887	1538	6466
902131 ARTIFICIAL JOINTS	22177	149953	26056	100835
902139 OTH ARTIFICIAL PARTS OF BODY	169519	939507	122657	795830
902140 HEARING AIDS,EXCL PART/ACCESSO	2903	38724	1819	17068
902150 PACEMAKER STIMULAT HEART MUSCL	12368	134521	7975	65404
903300 PARTS& ACCE OF HEARING AIDS	28606	147648	31488	142588
910111 WRIST WATCH,ELE OPE,MECH DISPL		603		
910119 O-W-WATCH ELECTRICALLY OPERATED	1542	45461	2270	10634
910129 O-W-WATCH,W/N INCO.STOP WATCH	112	611		64
910191 OTH. POCKET-WATCH ELE OPERATED				12
910199 O-WATCHES INCL STOP WATCHES		533	99	2716
910211 W-WATCH,MACH DISPL O/TH H-9101	459	9651	800	1466
910212 W-WATCH,OPTO ELECTRONIC DISPLY				62
910219 O-W-WATCH W/N INCOR STOP WATCH	12087	90449	9425	47338
910221 W-WATCH,AUTO-WIND O/T H-9101	20	20		
910229 O-W-WATCH O/THAN H-9101	127829	590754	233309	927955
910299 O-POCKET/STOP WATCH O/T H-9101		42988		9
910310 CLOCK WATCH MOVE ELECT OPERATD				142
910390 OTH,CLOCKS WATCH MOV EX.91.04		2593		
910400 INS PANEL CLOCK-AIR&SPACECRAFT	21	356		80
910511 ALARAM CLOCK,ELECTRICALLY OPE.	915	4174	695	4130
910519 OTHER, ALARAM CLOCK	4411	16102	3187	9103
910521 WALL CLOCK,ELECTRICALLY OPERAT	1901	3848	1975	4109
910529 OTHER WALL CLOCKS	5785	20456	3376	9565
910591 OTH,CLOCK ELECTRICALLY OPERATD	636	4453	53	1082
910599 OTHER CLOCKS	99	3446	2194	8143
910610 TIME-REGISTER,TIME RECORDERS	2631	6207	242	6316
910690 OTH,TIME OR DAY RECORDING APPA	2728	13908	4619	15232
910700 TIME SWITCHES WITH CLOCK/WATCH	8417	48684	12313	57879
910811 WATCH MOVE ELEC.OPE MACH DISPL	28	1738		98
910812 WATCH OPTO-ELECTRONIC DISPLAY	21	21		
910819 OTH,WATCH MOVE ELECT.OPERATED	626	1014		509
910890 OTH,WATCH MOVE COMPLETE ASSEMB	144	630	1304	1943

Contd.

10.11 Imports by Economic Categories (Detail)

(In Thousand Rupees)

ITEMS	DECEMBER, 2014	FROM JULY, 2014	DECEMBER, 2013	FROM JULY, 2013
910910 ELE OPER.CLOCK MOVE COMP/ASSEM		270		
910990 OTH CLOCK MOVEMENT COMP&ASSEMB	2520	7119		1141
911011 COMP MOVE,UNASSEMBLED WATCH	1103	2710	429	3103
911012 INCOM MOVE,ASSEMBLED OF WATCH			220	389
911019 ROUGH MOVEMENTS,OF WATCHES		61	75	87
911090 OTH,COMP MOVE WATCH/CLOCK UN-A	373	3732	67	4149
911120 WATCH CASES BASE METAL,W/N G/S				21
911180 OTHER;WATCH CASES	1024	2018		187
911190 PARTS OF WATCH CASES	1356	8362	3038	10879
911220 CLOCK CASE&CASE OF SIMIL GOODS	176	4116	1082	3876
911290 PART OF CLOCK CASE/SIMILR CASE	189	1030		1244
911310 WATCH STRAPS,BAND PRECI METAL.			29	29
911320 WATCH STRAPS,BAND OF BASE METL	15	227	69	206
911390 OTH,WATCH STRAPS,BANDS PART	2167	4739	1325	6197
911430 DIALS	31	127	117	180
911490 OTH;CLOCKS OR WATCH PARTS,N.S.	2122	7454	1048	4649
920190 OTH,HARPSICHORD KEYBOARD STRIN		69		313
920210 OTH STRING PLAYED WITH A BOW		115		
920290 OTH,STRING MUSICAL INSTRUMENTS	1188	2958	1302	2682
920510 BRASS-WIND INSTRUMENTS			67	67
920590 OTH,WIND MISICAL INSTRUMENTS,NS		53	20	20
920600 PERCUSSION MUSICAL INSTRUMENTS	200	298		127
920710 KEYBOARD INS,O/THN ACCORDIONS	387	387		
920790 OTH,MUSICAL INSTRUMENTS	273	2067	649	2213
920810 MUSICAL BOXES	388	1636		423
920890 OTH;MECHANICAL STRET ORGAN,INS	4850	12921	653	8033
920930 MUSICAL INSTRUMENT STRINGS				25
920992 PARTS&ACCE MUSICAL INS H-92.02	28	299	92	221
920999 OTH;PARTS&ACCE(CARDS,DISCS)	144	144		63
930110 ARTILERY WEAPONS(GUNS/MORTAR)		2132		
930120 GRENADE/ROCKET LAUNCHERS		56023		
930190 OTHER MILITARY WAPONS	5617	746459		299
930200 REVOLVERS PISTOLS,O/TH93.3.04	83685	410545	37422	167977
930320 OTH,SPORTING,HUNTING SHOTGUNS	6091	40338	7159	57236
930330 OTH,SPORT,HUNTING,SHOTING RIFL	4045	4045		
930390 OTH;FIREARMS,DEVIC OPE FIR EXP		30400		
930400 OTH,ARMS OF HEADING NO.93.07	1121	8237	636	2910
930510 PARTS ACCE OF REVOLVERS,PISTOL		845		179
930520 PARTS&ACC.SHOTGUNS/RIFL.H-9303	19526	19526		
930591 OTH PART MILITARY WEAPON H93.01				1551
930621 SHORTGUN CARTRIDGES	1214	14411	37724	48732
930630 OTH,CARTRIDG & PARTS THEREOF.	53641	130755		15253
930700 SWORDS,CUTLASSES,BAYONETS,LANC		171		
940110 SEATS OF A KIND USED,AIRCRAFT.		720		19
940120 SEATS FOR MOTOR VEHICLES.	2721	12613	2072	5293
940130 SWIVEL SEATS VARIABLE HEIGHT.	22260	63488	8176	25726
940140 SEATS O/THN GARDEN SEATS,CAMP	106	7986	405	21195
940151 SEATS OF CANE,OSIER,BAMBOO.	476	2848		178
940159 OTH SEATS AND PARTS THEREOF	18	840		1050
940161 OT,SEATS UPHOLSTERED WOOD FRAM	4169	7141	5242	7776
940169 OTHER SEATS,WITH WOODEN FRAMES	3204	10127	40	17736
940171 OT-SEATS UPHOLSTERED METALFRAM	5772	21539	7850	23362
940179 OTHER SEATS;WITH METAL FRAMES	16415	79285	10694	39252
940180 OTHER SEATS WITH METSL FRAMES	9538	64399	5905	21803
940190 PART OF THE SEATS OF H-94.01.	109684	862549	43099	333082
940310 METAL FURNITURE USED IN OFFICE	11115	22974	135	10999
940320 OTH,METAL FURNITURE O/THN OFFI	17375	74835	8084	42298
940330 WOODEN FURNITURE-OFFICE USE	4571	30192	5101	36313

Contd.

10.11 Imports by Economic Categories (Detail)

(In Thousand Rupees)

ITEMS	DECEMBER, 2014	FROM JULY, 2014	DECEMBER, 2013	FROM JULY, 2013
940340 WOODEN FURNITURE-KITCHEN UES	5141	27437	7559	25883
940350 WOODEN FURNITURE FOR BEDROOMS	46021	138195	14598	76626
940360 OTHER WOODEN FURNITURE	24207	144073	39163	152413
940370 FURNITURE OF PLASTICS	10651	37006	3987	19841
940381 FURNITURE OF OTHER MATERIAL	3	301	190	190
940389 OTHER FURNITURE OF CANE, OSIER	10432	38763	1218	10073
940390 PARTS FURNITURE H -NO.94.03.	10230	34825	9445	28917
940410 MATTRESS SUPPORTS	2	3928	79	574
940421 MATTRESS CELLU RUBBER/PLSTIC		1328		2648
940429 MATTRESS OF OTHER MATERIALS	453	1289	399	661
940430 SLEEPING BAGS		270		244
940490 OTH,ARTI BEDDING&SIMI FURNISH.	1611	26936	9608	19469
940510 CHANDELIERS & OTH ELE CEILING.	217551	886411	75466	414976
940520 ELECTRIC TABLES,DESK,BEDSIDE	7324	35394	3532	14420
940530 LIGHTING SETS CHRISTMASTREES	67286	113348	15892	25033
940540 OTH ELE LAMPS,LIGHTING FITTING	281181	958451	132628	367876
940550 NON-ELE LAMPS LIHTING FITTING.	804	15888	535	1207
940592 PARTS OF PLASTIC H-94.05,N.E.S	116	2631		417
940600 PREFABRICATED BUILDINGS.	170929	1246523	442466	1447457
950300 TRICYCLES,SCOOTERS,PADAL CARS	341153	2079070	225777	1368408
950420 ARTI&ACCE, BILLIARDS ALL KIND	3254	17232	1062	10397
950430 OTH GAMES OPERATED BY COIN	6064	41185	2202	25004
950440 PLAYING CARDS	7388	31456	3898	20376
950450 VIDEO GAMES CONSOLES&MACHINES	81	745	608	2966
950490 OTH;ARTICLES FOR FUNFAIR,TABLE	3817	26094	2977	13713
950510 ARTI FOR CHRISTMAS FESTIVITES.	707	3213	450	3008
950590 OTHER ENTERTAINMENT ARTICLES	33239	95485	18303	71293
950619 OTH;SNOW SKI EQUIPMENT.	101	335		
950629 OTH;WATER SKI,SURF BOARD W-SPO	103	651		1463
950631 GOLF CLUBS COMPLE/OTH GOLF EQU	39	593		229
950632 GOLF BALLS	252	3206	116	547
950639 OTHER;GOLF EQUIPMENTS	1464	2685	1178	2472
950640 ARTI,EQUIP FOR TABLE-TENNIS.	274	3675	251	2128
950651 LAWN-TENNIS RACKETS,W/N STRUNG	411	1222	426	745
950659 OTH; BADMINTON,SIMILAR RACKET	13272	48601	7521	30419
950661 LAWN TENNIS BALLS	12748	75707	19378	60441
950662 INFLATABLE BALLS	3626	14448	1147	17439
950669 OTH BALL O/THN GOLF,T-TEN BALL	4569	21555	2529	15490
950670 ICE SKATES,ROLLER INCL SKABOOT	1001	2784	472	1011
950691 EQUIP. FOR OTHER PHY EXERCISE	63058	361725	81770	291723
950699 OTHER;SPORTS GOODS N.E.S.	22228	164762	70598	392585
950710 FISHING RODS		522		29
950720 FISH -HOOKS,W/N SNELLED	113	2927		573
950730 FISHING REELS		37		33
950790 OTH LINE FISHING TACKLE NETS	11	633	113	1375
950890 SWINGS,SHOOTING GALLERIES ETC.	9510	71681	5610	44989
960110 WORKED IVORY,ARTICLES OF IVORY		513		165
960190 OTH,ANIMAL CARVING MATERIL,ART	44	165	264	1350
960200 WORKED VEGE,MINERAL MATERIAL	625892	3018740	85981	420714
960310 BROOM,BRUSHE,CONS TWIN,VEG-MAT	548	4688	854	11103
960321 TOOTH BRUSHE,INCL DENT-PLA BRU	46973	245009	49677	229927
960329 OTH;SHAVING,HAIR,NAIL BRUSHES.	4523	36570	15961	60604
960330 ARTST,WRITING,SIMILAR BRUSHES	1223	14030	987	3806
960340 PAINT,DISTEPER,VARNISH BRUSHES	1471	11686	4372	11138
960350 OTH BRUSHES CONSTI PART MACHIN	8051	22592	1450	18141
960390 OTH;HAND OPE MECHANICAL F-SWEPR	28884	152289	12729	41552
960400 HAND SIEVES AND HAND RIDDLES.		795		19
960500 TRAVEL SETS FOR PERSONALTOILE.		978		14499

Contd.

10.11 Imports by Economic Categories (Detail)

(In Thousand Rupees)

ITEMS	DECEMBER, 2014	FROM JULY, 2014	DECEMBER, 2013	FROM JULY, 2013
960610 PRESS-FASTENERS,SNAP-FASTENER.	22321	99419	22545	145108
960621 BUTTON OF PLASTICS,NOT COVERED	31042	215585	38508	173574
960622 BUTON OF BASE METAL,COVER TXT	22786	184184	56513	262761
960629 OTHER BUTTONS	37865	543137	182381	956875
960630 BUTTON MOULD,PART,BUTTON BLANK		2399	1376	5384
960711 SLIDE FASTENER FIT CHAIN SCOP.	24054	193078	54570	214641
960719 OTHER;SLIDE FASTENERS	85499	1053050	189105	1160371
960720 PARTS; SLIDE FASTENERS	8173	124197	134084	726677
960810 BALL POINT PENS	11880	81108	7856	46172
960820 FELT TIPPED.PORUS TIPPED PEN	10694	107270	30026	80558
960830 FOUNTAIN PEN,STYLOGRADH PEN	7334	44358	10949	36752
960840 PROPELLING OR SLIDING PENCILS		51		111
960850 SETS OF ARTICLS FROM TWO FOR-H	463	2732	1487	3945
960860 REFILLS FOR BALL POINT PEN.	11020	65908	20399	69370
960891 PEN NIBS AND NIB POINTS	22136	121743	28348	145868
960899 OTH;PEN,PENCIL,SIMILAR HOLDER	30346	115082	19611	95043
960910 PENCILS&CRAYON W-LEADS ENCASD.	162633	503450	90925	280556
960920 PENCIL LEADS,BLACK OR COLOURED	25057	120227	52449	163214
960990 OTH;PENCIL,DRAWING CHARCOALS.	2197	47166	10400	39813
961000 SLATES&BOARDS,WRITNG/DRAWIN	2053	8458	687	2701
961100 DATE,SEALING OR NUMBERING STAM	415	8490	188	2002
961210 TYPEWRITER OR SIMILAR RIBBONS	11409	63378	9998	52450
961220 INK-PADS	51	424	84	446
961310 POCKET LIGHTERS,GAS FUELLED	12876	54468	1310	55276
961320 POCKET LIGH,GAS FUELL,REFILLAB	4563	8304	4769	26347
961380 OTHER LIGHTERS	991	6835	1465	12760
961390 PARTS OF CIGARETTE LIGHTERS	23	460	684	2063
961400 SMOKING PIPE&CIGAR OR CIG.HOLD	2090	4879	744	2573
961511 COMBS,HAIR-SLIDES,OF HARD RBER	4436	11436	1391	8543
961519 OTH;HAIRPINS,CURLING PINS,LIKE	1783	14906	6223	24190
961590 OTH;COMES HAIR-SLIDES,LIKE,PAR	29890	238251	26425	186872
961610 SCENT SPRAY SIMI TOILET SPRAY	7644	81622	10273	33495
961620 POWDER-PUFFS&PADS FOR APPLICA	1475	6228	321	1658
961700 VACCUM FLASKS&OTH VACUM VESS	97416	310857	66887	238487
961800 TAILORS,DUMMIERS&OTH LAY FING.	4915	40357	3616	16246
970110 PAINTING,DRAWING,PASTELS.	702	3771	18	283
970190 OTH COLLAGES&SIMI DECORATIVE	515	7250	228	3275
970200 ORIGINAL ENGRAVINGS,PRINTS.		21		85
970300 ORIGINAL SCULPTURES&STATUARY		10569		6303
970500 COLLECTIONS&COLLECTORS, PIECS.	25	309		1308
990900 TRANSACTIONS LESS THAN RS.1000	3633	8096	9307	56497
991000 SAMPLES HAVING NO-COMMER VALUE	39473	296875	18798	140062
2. RAW MATERIAL TOTAL (A + B)	211946714	1412110986	218916408*	1391147658
A. CONSUMER GOODS TOTAL	177187230	1215204767	194209341*	1248504379
50400 GUTS,BLADERS,STOMACH OF ANIMAL	1210	5591	937	4903
50510 FEATHER,USED FOR STUFFING;DOWN	311	311		
50590 OTH SKINS AND PARTS OF BIRDS	10708	109137	12289	58846
50610 OSSEIN,BONES TREATED WITH ACID	1889	24120	7909	47539
50690 OTH POWDER & WASTE OF BONES	939	4484	640	3194
50790 OTH TORTOISE-SHELL WHALEBONE		2446		9250
50800 CORAL&SIMILAR MATERIAL/POWDER		249	175	11022
51000 AMBERGRIS,CASTOREUM CIVET,MUSK	93	360	80	350
51110 BOVINE SEMEN	11754	60714	26907	81713
51191 PRODUCTS OF FISH, CRUSTACEANS	191	191	1583	1583

Contd.

10.11 Imports by Economic Categories (Detail)

(In Thousand Rupees)

ITEMS	DECEMBER, 2014	FROM JULY, 2014	DECEMBER, 2013	FROM JULY, 2013
51199 OTH ANIMAL PRODUCTS NOT ELSWHE		392		13
60110 BULBS TUBERS,TUBEROU,ROOT,ETC	6842	35420	235	36349
60120 BULB TUBERS,ROOTS,CHICORY PLAN			2444	5497
60210 UN-ROOTED CUTTING AND SLIPS	61	547	111	952
60220 TREES,SHRUBS,BUSHES,GRAFTED			58	858
60240 ROSES,GRAFTED OR NOT				271
60290 OTHER LIVE PLANTS	5066	33343	3390	18011
60311 ROSES FRESH	661	2124	150	1026
60313 ORCHIDS FRESH		13		268
60314 CHRYSANTHEMUMS FRESH	5587	18145	2790	11099
60315 LILIES FRESH	49	539	47	296
60319 OTH FRESH FLOWER,BUDS FOR BOUQ	1451	5854	1194	3439
60390 OTH FLOWERS & FLOWERS BUDS	491	686	206	984
60490 O.PARTS OF PLANTS FOR BOUQUETS				93
110812 MAIZE (CORN), STARCH	5615	27998	1049	12431
110813 POTATO, STARCH	41094	281521	48348	198869
110814 MANIOC (CASSAVA) STARCH	12205	30847		9986
110819 OTHER STARCHES	45	2423	803	815
110820 INULIN		7902	698	4574
110900 WHEAT GLUTEN,WHETHER/NOT DRIED	2541	42625	3556	23427
120110 SOYA BEAN SEED		606727		
120190 SOYA BEAN,W.OR-N-BROKEN/SHELED	67	103452	35	44
120230 GROUND-NUTS SEED		35		
120241 OTH GROUND NUTS IN SHELL	241560	392365	21483	72879
120242 GROUND-NUTS SHELLED BROKEN/N-B	265054	611799	126241	246829
120300 COPRA	123844	882862	133609	841312
120400 LINSEED,WHETHER OR NOT BROKEN	738	1358		
120510 LOW ERUCIC ACID RAPE/COLZASEED	3872700	40726813	409050	13034266
120590 OTHER RAPE/COLZA SEED		74757		
120600 SUNFLOWER SEED,WHETH/NOT BROKE	2752321	7947230	2139485	7134920
120740 SESAMUM (SESAME) SEEDS		2148	5425	5425
120750 MUSTARD SEEDS		51344		17643
120770 MELON SEEDS	750	2911		27
120791 POPPY SEEDS	92	92		
120799 OTH,OIL SEED/OLEAGINOUS FRUITS	12331	82163	3673	27600
120810 FLOUR AND MEALS OF SOYA BEANS	93	1433		971
120890 FLOUR/MEALS OF OTH OIL SEEDS	94	125		
120910 SUGAR BEET SEED USE FOR SOWING		61720		49840
120921 LUCERNE (ALFALFA) SEED	14576	161940	2400	271198
120922 CLOVER (TRIFOLIUM) SEED		1712345	4375	1003150
120925 REY GRASS SEED		2059		
120929 OTHER SEEDS OF FORAGE PLANTS	14043	154819	20951	120763
120930 SEED OF HERBACEOUS PLANTS		3615		98
120991 OTHER; VEGETABLE SEEDS	174015	1538504	145708	1156865
120999 OTH SEEDS OF FRUIT FOR SOWING	117759	887195	97447	621530
121190 OTH PLANTS AND PARTS OF PLANTS	57548	342226	45122	373878
121221 SEAWEDS/ALGAE FIT FOR HUMAN	308	861	10	445
130190 OTH;NATURAL GUM,RESIN & BALSAM	28652	155620	36574	119288
130212 SAP AND EXTRACTS OF LIQUORICE		367		197
130219 OTH SAPS & EXTRACT OTH VEG SAP	40190	181951	29577	149424
130220 PECTIC SUBSTANCES,PECTINATES	8280	53771	4123	14367
130231 AGAR-AGAR	8588	33642		18110
130232 MUCILAGES&THICKENERS,LOC SEED	5065	52666	7134	31922
130239 OTHER MUCILAGES AND THICKENERS	16271	161014	19478	79779
140110 BAMBOOS	1991	13397	1830	9205
140120 RATTANS	5239	35074	1921	15626
140490 TENDU LEAVES(BIDI LEAVES)	232217	1376227	224971	1267244
150190 POULTRY FAT OTH THAN H-02.09		8655	2383	17612

Contd.

10.11 Imports by Economic Categories (Detail)

(In Thousand Rupees)

ITEMS	DECEMBER, 2014	FROM JULY, 2014	DECEMBER, 2013	FROM JULY, 2013
150210 TALLOW (OTHER THAN OF H-15.03)	145278	1112410	133698	834026
150410 FISH-LIVER OILS THEIR FRACTION	1104	2725		
150500 WOOL GREASE,CRUDE,FETTY SUBS	1787	41947	1084	27728
150600 OTH ANIMAL FATS AND OILS/FRACT		1715		7679
150710 SOYABEAN OIL & ITS FRACT CRUDE	119418	3509565		3193334
150790 OTH SOYABEAN OIL & IT FRACTION	3740	200858	21586	119765
150890 OTH GROUND NUT OIL & ITS FRACT		1165	213	5903
150910 OLIVE OIL & ITS FRACT (VIRGIN)	11102	58249	24164	43643
150990 OTH OLIVE OIL & ITS FRACTIONS	51111	282928	41483	203299
151000 OTH OIL/FR,INCL BLENDS OF OIL		2031	823	823
151110 PALM OIL & ITS FRACTIONS CRUDE	433582	4352206	366736	5877979
151190 OTH PALM OIL & ITS FRACTIONS	15298505	92095017	13048352	89115564
151219 OTH SUNFLOWER SEE&SAFLOWER OIL	1497	26050	568	5299
151311 COCONUT OIL,ITS FRACTION CRUDE	24071	80417	13107	46387
151319 OTH COCONUT OIL,ITS FRACTIONS	50204	324465	50286	206131
151329 OTH PALM KERNEL/BABASSU OIL	140975	526238	68662	466640
151419 OTH COLZA/MUSTER OIL,FRA/CRUDE	60	60		
151519 OTH LINSEED OIL & ITS FRACTION		341		380
151529 OTH MAIZE OIL & ITS FRACTIONS	3274	18658	2735	13535
151530 CASTOR OIL AND ITS FRACTIONS		4274		865
151550 SESAME OIL & ITS FRACTIONS	170	1094	262	264
151590 OTH FIXED VEGETABLE OILS/FRACT	1812	11540	242	11839
151620 VEG FATS/OILS AND ITS FRACTION	165343	1000969	118535	766207
151710 MARGARINE,EXCL LIQUID MARGARIN		64170	50523	116171
151790 OTH MARGARIN,EDIB MIX/PREP ETC	79719	709937	52198	354885
151800 ANIMAL/VEG FAT/OILOXIDISE ETC	5149	50396	9378	48276
152000 GLYSEROL,CRUDE WATER & LYES		8732	657	16854
152110 VEG WAX WHETHER OR NOT REFINED	104	10882	403	9138
152190 OTH BEES WAXES,OTH INSECT WAX	1947	33159	3419	27296
152200 DEGRAS,RESIDUES ANIM/VEG WAXES	701	10849	11728	88785
160100 SAUSE,PROD MEAT-FOOD PREP OFFL	396	4125	525	3003
220710 UNDENATURE ETHYL ALCOHOL O/SPR				29
220720 ETHYL ALCOHOL/OTH SPIRITS DEN		48		
240120 TOBACO-WHOLY/PARTLY STE/STRIP	75149	794044	106573	584335
240130 TOBACCO REFUSE	120	1471	53	3523
251010 AAT,C/PHOS,ALUM/C/PHOS&PH/CUG	804697	1463777		1630341
251020 AAT,C/PHOS,ALUM/C/PHOS&PH/CGD				395
270810 PITCH		1311		7218
270900 PETROLEUM OILS FROM BITUMINOUS	39109642	267520210	43701902	293807018
271019 KEROSENE,INCL KER.TY. JET FUEL	29935809	307991826	49421772	368706186
271020 PETROLEUM OILS(OTH THAN CRUDE)		4480		817
271091 WASTE OIL (PCBs),(PCTS),(PBBS)		6		
271099 OTH WASTE OILS	1825	3303		1626
271111 NATURAL GAS,LIQUIFIED				300
271112 PROPANE, LIQUIFIED		16808	783	3302
271113 BUTANES, LIQUIFIED		376		51
271114 ETHYLENE,PROPYLENE,BUTYLENE		54758		83954
271119 OTH GAS HYDROCARBONS LIQUIFIED	1010353	3730562	1278298	4128122
271121 NATURAL GAS,IN GASEOUS STATE	326	494		
271290 OTH PETROLEUM WAX ETC	19115	246483	24877	246312
271311 PETROLEUM COKE;NOT CALCINED		210282		358557
271312 PETROLEUM COKE; CALCINED	2812	22514		4957
271320 PETROLEUM BITUMEN	121275	483122	31885	244102
271490 OTH BITUMEN & ASPHALT NATURAL.		7473		1851
290110 SATURATED ACYCLIC HYDROCARBONS	8032	18535	679	24616
290121 UNSATURATED ETHYLENE.	922563	5759106	847857	4915783
290129 OTH UNSATURATE ACYCLIC HYDCARBON	12	2868	53	3251
290211 CYCLOHEXANE	90	215		21

Contd.

10.11 Imports by Economic Categories (Detail)

(In Thousand Rupees)

ITEMS	DECEMBER, 2014	FROM JULY, 2014	DECEMBER, 2013	FROM JULY, 2013
290219 OTH CYCLANES/CYCLOTERPENES	14708	114590	21662	82338
290220 BENZENE, PURE	2	40	27	27
290230 TOLUENE, PURE	132352	461646	161072	580301
290241 O-XYLENE	36	1240009	285963	1415980
290242 M-XYLENE	23	107		
290243 P-XYLENE	2046210	20264222	3193637	25604679
290244 MIXED XYLENE ISOMERS	6715	31179	16798	50063
290250 STYRENE	569139	3898715	582356	4838500
290260 ETHYLBENZENE				5147
290290 OTH CYCLEC HYDROCARBONS	26481	152882	14019	84250
290311 CHLOROMETHANE,& CHLOROETHANE		583		
290312 DICHLOROMETHANE(METHYLEN CHLRD)	26926	200117	26943	130526
290313 CHOLOROFORM(TRICHLOROMETHANE)	4778	120678	77260	209612
290315 ETHYLENE DICHLORIDE(1,2-DI CH)	231227	1088948	126132	315935
290319 OTH SATAR DERIV ACYCL HYDCARBN	12710	38463	1889	10527
290321 UNSATURATED VINYL CHLORIDE				197869
290322 UNSATURATED TRICHLOROETHYLENE	25865	176972	21009	119259
290323 UNSATURATE TETRACHLOROETHYLENE	14674	61375	9801	40135
290329 OTH UNSATUR DERIV ACYCL H'CARB				5
290339 OTH FLUORINATED,BRO DERIVATIES	25812	352980	45357	217621
290371 CHLORODIFLUOROMETHANE	13793	55193	2330	53031
290373 DICHLOROFLUROETHANES		10467		8305
290377 PENTACHLOROFLUROO METHANE		10035	5164	15335
290379 OTH CHLORODIFLUOROMETHANE	181177	426039	40731	200736
290391 CHLOROBENZENE,O-DI/P-DI CHLORO	945	7090		45
290399 OTH HALOGENATED DERIV H.CARBON	10548	27565		14723
290410 DERIV SULPHO GRP IT SALT/EYHYL	6112	48887	1906	50307
290420 DERIVAT ONLY NITRO/NITRO GROUP	4965	24127		8359
290490 OTH,SUPHO,NITRAT NITROS H'CARB	5133	19523	4077	14695
290511 SATURAT METHANOL(METHYL ALCHL)	360860	1719932	316904	2070790
290512 PROPYL/ISOPROPYL ALCOHOL	99667	718518	80148	610697
290513 SATUR BUTAN-I-01(N-BUTYLALVHL	14651	36136	6614	35933
290514 OTHER SATURATED BUTANOLS	7730	85723	15748	91394
290516 SATUR OCTANOL/ISOMERS THEREOF	395770	1717480	264731	2064834
290517 DODECAN-1-01HEXADECAN/OCTADEC	7018	28740	9949	37424
290519 SATUR MONOHYDRIC ALCOHOLS	402	25570	7943	19250
290522 UNSATUR ACYCLIC TERPENE ALCOHL	17103	41772	1542	28026
290529 OTH UNSATUR MONOHYDRIC ALCOHOL	855	3850	660	6837
290531 ETHYLENE GLYCOL(ETHANEDIOL)MEG	1922668	11065339	2398500	15857067
290532 PROPYLEN GLYCOL(PROPAN-1,2-DIO	80700	633946	64657	494067
290539 OTHER, DIOLS	4405	22989	10157	40169
290541 2-ETHYL-2(HYDROXYMETHLY-PROPAN	2757	11958	2732	5247
290542 PENTAERYTHRITOL	56851	268727	41588	224926
290543 MANNITOL	3602	63116	4385	52690
290544 D-GLUCITOL (SORBITOL)	5004	15984	162	9336
290545 GLYCEROL	54823	391069	44114	267254
290549 OTHER,POLUHYDRIC ALCOHOLS	5297	14782		925
290559 OTHER HALOGENATED, SULPHONATED	332	6227	2147	8020
290611 MENTHOL	49823	180166	45921	200474
290612 CYCLOEXANOL,METHYL/DIMETHYL	927	1889	1232	3994
290613 STEROLS AND INOSITOLS	132	10448		9679
290619 OTH,CYCLANIC,CYCLENIC CYCLOTER	6895	40319	5261	41171
290621 BENZYL ALCOHOL	11554	44035	4479	33184
290629 OTH,AROMATIC CYCLIC ALCH HALOG	2393	20609	3907	19693
290711 PHENOL(HYDROXYBENZENE)IT SALT	21503	175405	41008	239961
290712 CRESOLS AND THEIR SALTS	13	1791	4	663
290713 OCTYLPHENOL,NONYLPHENOL/ISOMER		2256		
290715 NAPTHOLS & THEIR SALTS	58	4062	38	2688

Contd.

10.11 Imports by Economic Categories (Detail)

(In Thousand Rupees)

ITEMS	DECEMBER, 2014	FROM JULY, 2014	DECEMBER, 2013	FROM JULY, 2013
290719 OTHER MONOPHENOLS	226	7707	3300	12894
290721 RESORCINAL AND ITS SALTS	2110	5470	802	13479
290722 HYDROQUINONE (QUINOL)ITS SALT	2458	6833	7573	14239
290723 4,4-ISOPROPYLDENEDIPHENOL/SALT	5791	33797	6356	6356
290729 OTHER, POLYPHENOLS	9394	45164	7792	34480
290819 OTH DERI CON ONL HALOGEN SUBST	2	8265	1872	5934
290891 DINOSEB (ISO)AND ITS SALTS		81		
291511 FORMIC ACID	33596	149899	19962	144098
291512 SALTS OF FORMIC ACID	50515	307823	68573	299943
291513 ESTERS OF FORMIC ACID		746		640
291521 ACETIC ACID	234891	1358890	171875	1034628
291524 ACETIC ANHYDRIDE				753
291529 OTH,ACETIC ACIDE & ITS SALTS	2918	41831	3874	17457
291531 ETHYL ACETATE	13147	37679	15891	34671
291532 VINYL ACETATE	146046	1120842	108432	854920
291533 N-BUTYL ACETATE	2331	2331	212	2878
291536 DINOSEB (ISO) ACETATE		697		
291539 OTHER,ESTERS OF ACETIC ACID	129373	779259	82800	473437
291540 MONO/DI/TRICHLOROACETIC ACID-S	4	2721	860	4149
291550 PROPIONIC ACID,ITS SALT/ESTERS	5508	44175	2254	27384
291560 BUTYRIC/VALERIC ACID/SALT/ESTR	13795	119423	15341	90794
291570 STEARIC ACID	11211	90352	6299	50359
291590 OTH SAT ACYCLIC MONOCARBOXYLIC	76428	465698	46854	304221
291611 UNSATU ACRYLIC ACID/ITS SALTS	11145	93451	13657	123779
291612 UNSATURATE ESTER ACRYLIC ACID	203218	1019835	171038	1047357
291613 UNSATU METHACRYLIC ACID/SALTS	1958	9773	436	34366
291614 UNSATU ESTER,METHARYLIC ACID	25014	290906	64184	308892
291615 OLEIC,LINOLEIC/LINOLENIC ACID	3270	8520	1941	9227
291619 OTH UNSAT ACYCLIC M/CARBOX ACID	12461	60349	2673	72592
291620 CYC-LANIC,LENIC LOTEPHENI ACID	1024	45846	4138	27065
291631 BENZOIC ACID,ITS SALTS/ESTERS	2118	122955	14099	97700
291632 BENZOYL PEROXIDE/BENZYL CHLRID	3446	9588	6403	11564
291634 PHENYLACETIC ACID & ITS SALTS		1041		40
291639 OTH,ARMATIC MONOCARBOXYIC ACID	9874	341147	84772	291827
291711 OXALIC ACID/ITS SALTS/ESTERS	12188	79008	14053	61589
291712 ADIPIC ACID,ITS SALTS/ESTERS	8204	163327		8607
291713 AZELAIC/SEBACIC ACID/SALT/ESTR		15702	2751	8366
291714 MALEIC ANHYDRIDE	3097	77437	3656	41159
291719 OTH ACYCLIC POLYCARBOXYL ACID	6277	25858	12612	55113
291720 CYC-LANIC,LENIC LOTERPENC ACID		6320		10956
291732 DIOCTYL ORTHOPHTHALATES				3934
291733 DINONY/DIDECYL ORTHOPHALATES	3416	3416		107
291734 OTH ESTERS ORTHOPHTHALIC ACID	19243	87273	29420	73677
291735 PHTHALIC ANHYDRIDE	18882	317919	8271	51159
291736 TERPHTHALIC ACID AND ITS SALTS	168109	1206262	558618	1740017
291739 OTH POLYCARBOXYLIC ACIDS/DERIV	55423	309732	91386	205586
291811 LACTIC ACID,ITS SALTS/ESTERS	7599	69178	11535	64079
291812 TARTARIC ACID	5576	36961	2135	30506
291813 SALT & ESTER OF TARTARIC ACID		762	8	750
291814 CITRIC ACID	76677	585542	149435	468011
291815 SALTS & ESTER OF CITRIC ACID	28911	139469	10589	87286
291816 GLUCONIC ACID,SALTS & ESTERS	62346	312393	22477	225074
291818 CHLOROBENZILATE (ISO)	27	27	2307	2467
291819 OTH CARBOXYLIC ACID W/ALCOHOL	486	41401	7465	58305
291821 SALICYLIC ACID AND ITS SALTS	1684	11453	4632	16086
291822 O-ACETYLSALIC ACID/SALT/ESTER	2504	62857	20253	43678
291823 OTH ESTER,SALICYLIC ACID/SALTS	817	4670	1990	5162
291829 OTH CARBOXYLIC ACID+PHENOL FUN	10987	65020	22209	80135

Contd.

10.11 Imports by Economic Categories (Detail)

(In Thousand Rupees)

ITEMS	DECEMBER, 2014	FROM JULY, 2014	DECEMBER, 2013	FROM JULY, 2013
291830 CARBOXYLIC ACID+ALDEHYDE/KETON	7262	57088	1926	22620
291891 2,4,5-T(ISO)2,4,5-TRICHLOROPH		5909		9062
292990 OTH COMP WITH OTH NITROGN FUNC	14418	122713	16421	95685
293020 THIOCARBAMATE/DITHIOCARBAMATES	70907	733351	44329	227269
293030 THIURAM MONO-,DI-,TETRASULPHID	185	37984	1145	32614
293040 METHIONINE	349779	1810514	152927	1092206
293090 OTHER ORGANO-SULPHUR COMPOUNDS	24682	238364	9249	127392
293110 TETRAMETHYL LEAD&T-ETHYL LEAD	6856	20226	2071	12052
293190 OTH O-ALKYL&(O-2-(DIALKYL,COMP	111437	439117	95147	316908
293211 TETRAHYDROFURAN		288	2491	2725
293212 2-FURALDEHYDE (FURFURALDEHYDE)				37420
293219 OTH COMP UNFUSED FURAN RING	6213	38961	2810	24342
293220 LACTONES	9140	96830	5544	58696
293299 OTH HETEROCYCLIC COMP W/OXYGEN	100216	653198	168615	642855
293311 PHENAZONE & ITS DERIVATIVE	4904	14768	656	6764
293319 OTH COMP UNFUSE PYRAZOLE RING	11901	37542	2040	26563
293321 HYDANTOIN AND ITS DERIVATIVES	1766	8500	1945	9006
293329 OTH COMP UNFUSE IMIDAZOLE RING	117549	688232	109930	498141
293331 PYRIDINE AND ITS SALTS		2914		1675
293332 PIPERIDINE AND ITS SALTS				428
293333 ALFENTANIAL(INN)(ANILERIDINE)	22893	275434	31094	123424
293339 OTH COMP UNFUSE PYRIDINE RING	188826	1497532	225297	1302008
293349 OTH COMP QUINOLIN/ISO-QUINOLIN	253293	1044142	151782	756794
293353 ALLOBARBITAL(INN)(AMBARBITAL)	804	3534	620	3271
293354 OTH DERIVATIVES OF MALONYLUREA			1155	1998
293359 OTH COMP PYRIMIDINE/PIPER RING	213641	1190929	139487	1168260
293361 MALAMINE	60190	245172	79880	297957
293369 OTH COMP UNFUSE TRIAZINE RING	65426	186192	73752	141858
293371 6-HEXANELACTAM(EPSILON-CAPROL)		2603		5653
293372 CLOBAZAM(INN),METHPRYLON(INN)				34814
293379 OTHER LACTAMS	75000	339704	27568	191887
293391 ALPRAZOLAM(INN) CAMAZEPAM(INN)	16183	53289	2821	34133
293399 OTHER HETROCYCLIC COPMOUNDS	192931	1305912	269731	1111716
293410 COMP UNFUSE THIAZOLE RING	13561	164208	25419	81864
293420 COMP BENZOTHIAZOLE RING SYSTEM	3537	53415	8051	41422
293430 COMP PHENOTHIAZINE RING SYSTEM	2326	14129	8891	42817
293491 AMINOREX(INN),BORTIZOLAM(INN)	2835	11919	2307	6509
293499 OTHER NUCLEIC ACIDS&SALTS	700132	2905856	534866	2426381
293999 OTH VEGETABLE ALKALOIDS NATURL	47009	160849	25549	94385
294190 OTHER ANTIBIOTICS.	901936	3495164	553218	2751666
300692 WASTE PHARMACEUTICALS			2	66
310100 ANIMAL/VEG FERTILIZER/PRODUCTS	117	45103	143	13697
310210 UREA,WHET OR NOT AQUEOUS SOLUT	3988244	3995928	8074055	21540907
310221 AMMONIUM SULPHATE	60064	388257	43978	213333
310229 MIX AMMONIUM SULPHATE/NITRATE		73252	146769	247915
310230 AMMONIUM NITRAT,WHET/NOT AQUES	36080	175735	22009	164742
310240 MIXT,AMMONIUM NITRAT/CALC CARB	143	143		
310250 SODIUM NITRATE	6270	79186	4848	53065
310260 MIXT,CALCIUM/AMMONIUM NITRATE	155	1424		2546
310280 MIXT UREA/AMMONIUM NITRAT SOLU	5266570	5266570		
310290 OTH,MIN/CHEM NETROG FERTILZER		34553	9672	41639
310310 SUPER-PHOSPHATES		37594	35600	132278
310390 OTH,MIN/CHEM FERTILIZE PHOSPHT		35		6113
310420 POTASSIUM CHLORIDE	57227	496621	16624	349631
310430 POTASSIUM SULPHATE	61372	548108	24293	145282
310490 OTH,MIN/CHEM FERTILIZE POTASIC	62945	907997	45071	706512
310510 MIN/CHEM FERTILIZER >10KG	22	12868	2064	2599
310520 MIN/CHEM FERTZ ELEM NIT/PHO/PT	19963	141207	20687	161437

Contd.

10.11 Imports by Economic Categories (Detail)

(In Thousand Rupees)

ITEMS	DECEMBER, 2014	FROM JULY, 2014	DECEMBER, 2013	FROM JULY, 2013
310530 DIAMMONIUM HYDROG ORTHO-PHOSPH	5206113	37983138	748483	16959999
310540 AMMONIUM DIHYDROGEN ORTHO-PHOS	68	28225	2651	305521
310551 CHEM FERTZ CON NITRAT/PHOS	2118	4754		342386
310559 OTH MIN/CHEM FERTZ NITRAT/PHOS	1152	203162	3887	41582
310560 MIN/CHEM FERTZ ELEM PHOS/POTAS	3246	6777		188
310590 OTH MINER/CHEMICAL FERTILIZER	40929	161813	27642	55177
320110 QUEBRACHO EXTRACT	16182	60465	9514	47001
320120 WATTLE EXTRACT	29305	238022	31215	246586
320190 OTH TANNING/EXTRACT VEG/GAMBER	36736	231355	37117	226272
320210 SYN ORGANIC TANNING SUBSTANCE	123943	875140	138214	783886
320290 OTH,INORGANIC TAINING SUBSTANCE	151991	654081	116507	642533
320300 COLOUR MATTER,VEG/ANIMAL	2513	31424	4438	31033
320411 DISPERSE DYES/PREP BASE THEROF	272349	1035528	177622	787578
320412 ACID DYES PREMETALISE/PREP/DYE	137794	838932	120029	683097
320413 BASIC DYES/PREP BASE THEREON	96074	421996	56463	263474
320414 DIRECT DYES/PREP BASE THEREON	34663	179668	20196	117359
320415 VAT DYES INCL PIGMENT/PREPARAT	230578	1455067	326178	1578156
320416 REACTIVE DYES PREP BASE THREON	552368	4042852	841652	3928783
320417 PIGMENT PREP BASE THEREON	255872	1306706	213344	1105775
320419 OTH SYN ORGN COLOURING MATTER	99785	620843	88575	531551
320420 SYN ORGN PROD USE FLUORESCENT	75809	338337	51420	217857
320490 OTH,SYN ORGN COLOURING MATTER	5804	24247	11356	37276
320500 COLOUR LAKES,PREP AS SPECIFIED	18427	90014	17235	97046
320611 PIGMENT PREP TITANIUM DIOXIDE	443318	2883795	465654	2710280
320619 OTH,PIGMENT/PREP TITANIUM DIOX	12787	60604	11803	49192
320620 PIGMENT/PREP,CHROMIUM COMPOUND	14832	59958	22136	74686
320641 ULTRAMARINE/PEP BASE THEREON	351	18949	3849	21941
320642 LITHOPONE/OTH PIGMENT/ZINC SUL	122	15745	4566	23071
320649 OTH,COLOURING MATTER PREPARATN	40924	295961	43831	223428
320650 INORGANIC PRO USE LUMINOPHORES	1393	1508		5034
320710 PREP PIGMENT/OPACIFIER/COLOURS	12073	110590	8678	67250
320720 VITRIFIABLE ENAMEL/GLAZE/ENGOB	9682	39429	3239	37457
320730 LIQUID LUSTER/SIMILAR PREPARAT	2134	9799	3493	8613
320740 GLASS FRIT/POWDER GRANULE/FLAK	126200	489728	100290	447652
320810 PAINT/VARNISH BASE ON POLYSTER	14496	94851	19429	119479
320820 PAINT/VARNISH,ACRY/VINYL POLYM	41101	165247	5244	89625
320890 OTH PAINT BASED ON POLYAMIDES	119415	773264	115255	701412
320910 PAINT/VARNISH ACRY/VINYL POLYM	5929	39590	3134	20330
320990 PAINT/VARNISH,SYN POLYMER/AQS	14960	91496	27044	192002
321000 OTH PAINT & VARNISH FOR LEATHE	16212	103584	9992	120120
321100 PREPARED DRIERS.	1326	72799	16956	75028
321210 STAMPING FOILS	40685	167146	35064	143285
321290 OTH,PIGMENT DISPERSE NON AQUOS	28565	107736	17246	104439
321310 COLOURS IN SETS	4073	24248	6904	13534
321390 OTH COLOUR ARTIST/PAINTERS	795	6584	115	1165
321410 GLAZIERS/GRAFTING PUTTY,RESIN	33022	187556	24261	125767
321490 NON-REFRACTORY SURFACING PREP	22815	148376	16433	125798
321511 ROLLING COATING PRINT INK BLK	28192	192637	22270	155605
340290 OTH ORG SURFAC ACT,WASH/CLEAN	157904	922872	191924	678662
340311 PREP TEXTILE/LEATHER/OIL MATRL	41370	229563	20154	190920
340319 LUBRICAT PREP CONT PET/MIN OIL	105426	636787	79085	514530
340391 OTH,PREP TEXT/LEATHER/FURSK ML	148868	965314	131186	921558
340399 OTH LUBRICAT PREP OIL/GREASE	41300	256135	36046	200192
340420 ART/PREP WAXES,POLYETHEL GLYCL	15460	133601	35635	137827
340600 CANDLES,TAPERS AND THE LIKE	11394	36237	5900	17277
340700 MODELING PASTE ETC RETAIL SALE	5186	33318	4327	14653
350110 CASEIN	1939	32525	4165	23687
350220 MILK ALBUMIN,INCL WHEY PROTEIN				21550

Contd.

10.11 Imports by Economic Categories (Detail)

(In Thousand Rupees)

ITEMS	DECEMBER, 2014	FROM JULY, 2014	DECEMBER, 2013	FROM JULY, 2013
350290 OTH ALBUMIN O/T EGG ALBUMIN		22	9	1295
350300 GELATIN&GELATIN DERIVATIVE	26757	72416	21640	92952
350400 PEPTONEDERV,PROTEIN SUBSTANCE	3871	33371	1442	19089
350510 DEXTRIN,OTH MODIFIED STARCHES	43547	293982	41744	215642
350520 GLUES	14676	72064	11509	41540
350610 PROD SUITABLE USE GLUE/ADHESIV	24030	114245	18892	84156
350691 ADHESIVE/RUBBER/PLASTIC/RESIN	118956	650460	70826	412131
350699 OTH PREP GLUE/ADHESIVE	6169	69533	14691	63229
350710 RENNET AND CONCENTRATE THEREOF	1828	2841	704	1367
360690 OTH FERRO CERIUM/OTH PYROPHORC	287	1098	245	545
370110 X-RAY FILM,PLATE IN FLAT UNEXP	76420	548116	80766	455273
370120 INSTANT PRINT FILM UNEXPOSED		163	217	1507
370130 OTH UNEXPOSED PLATE>255MM	66491	327733	32467	201540
370191 O.PL/FILM-COLOUR PHOTOGRAPHY	16	92	8317	8317
370199 OTH PHOTOGRAP/PLAT/FILM/UNEXPS	194	5678		213
370210 PHOT-FILM ROLL UNEXPOSE,X-RAY		87	316	5568
370231 OTH PHOT/FILM ROLL<105MM	51	349		540
370239 OTH PHOT FILM ROLL ST/UNEXPOSE	299	1592	1433	6146
370243 PHOT FILM W>610MM,L<200M	6264	43624	7539	37209
370244 PHOT FILMW>105MM BUT<610MM	44281	257657	43593	330467
370252 PHOT FILM W<16MM-COLOUR				71
370254 PHOT FILM W-16MM-35MM/L<30MM				3
370255 PHOT FILM W-16MM-35MM,L>30MC/L				1549
370297 PHOT FILM ROLL W-≤/35MM/L<30M				266
370310 PHOT PAPER/BOARD/TEXT W>610MM	550	2431		445
370320 PHOT PAPER/BOARD/TEXT UNEX/COL	3315	34229		22908
370390 OTH PHOT PAPER/BOARD TEXT UNEX	14649	60914	8158	53609
370400 PHOT PLAT/FILM PAPER/BOARD EXP	241	2283	4	2028
370590 OTH PHOT PLAT/FILM	206	249	443	913
370610 CINEMAGRAPHIC FILM EXPO/DEVEL	714	3907	1115	13928
370690 OTH CINEMA FILM EXPOSE DEVELOP	571	3763	554	2516
370710 SENSITISING EMULSIONS	4589	48620	1950	35542
370790 OTH CHEM PREP,PHOTOGRAPHIC USE	16633	92232	13050	73237
380110 ARTIFICIAL GRAPHITE	3925	25724	3942	8042
380120 COLOIDAL/SEMI COLOIDL GRAPHITE	646	3851	2841	3077
380130 CARBONEOUS PASTE ELECTRODE	334	3304		3016
380190 OTH,PREP GRAPHITE O/T CARBON	1246	5864	709	2401
380210 ACTIVATED CARBON	25058	91101	6859	53190
380290 OTH ACT CARBON/NAT MINER PROD	7455	44919	12495	70261
380300 TALL OIL WHETHER/NOT REFINED	243	708		325
380400 RESIDUAL LYE FROM WOOD PULP NS	10487	85276	7522	56685
380510 GUM,WOOD,SULPHAT TURPENTIN OIL	885	885	337	337
380590 OTH TERPENIC OIL CONIFER WOOD	9302	44415	10821	32260
380610 ROSIN AND ROSIN ACIDS	44498	581192	40255	335630
380620 SALT OF ROSIN/RESIN ACIDS DERV	123	51812	11447	88794
380630 ESTERS GUMS	14697	57746	9766	37322
380690 OTH,ROSIN,SPIRIT,OIL,RUN GUMS	6633	51418	2322	33702
380700 WOOD TAR/OIL,CREOSOT,NAPHT ETC			28	28
380850 INSECTICIDE/RODENTICIDE/ETC	988	1236	1031	2634
380891 OTHER INSECTICIDES	280955	2225545	375882	1956640
380892 FUNGICIDES	238659	1599355	269678	1471532
380893 HERBICID,ANTISPROUTING PRODUCT	768456	3412168	440636	1879316
380894 DISINFECTANTS	23634	139061	16399	82150
380899 PLANT-GROWTH REGULATORS R.O-71	2260	54773	4269	53091
380910 FINISHING AGENT AMYLACOUS SUBS		4874		1711
380991 OTH FINISHING AGENT ETC TX ETC	247120	1460416	187968	1232201
380992 OTH FINISHING AGENT DYE CARIER	15046	111956	15289	113434
380993 OTH FINISHING AGENT DYE CARIER	85657	521389	64385	444611

Contd.

10.11 Imports by Economic Categories (Detail)

(In Thousand Rupees)

ITEMS	DECEMBER, 2014	FROM JULY, 2014	DECEMBER, 2013	FROM JULY, 2013
381010 PICKLING PREP METAL SURFACE	12365	183484	63783	316586
381090 OTH PREP FOR METAL SURFACE	40997	176006	6988	43640
381111 ANTI-KNOCK PREP OF LEAD COMP				13
381119 OTHER,ANTI-KNOCK PREPARATIONS	1762	11787	3132	12982
381121 ADD LUBRICATE,PET OIL BIT MINE	341777	2446646	182187	2059501
381129 OTH ADDITIVE LUBRICATING OIL	118579	929331	62777	414133
381190 OTH PREP ADDITIVE FOR LIQU USE	193239	1138089	155364	843821
381210 PREPARED RUBBER ACCELERATORS	18013	79457	6884	49815
381220 COMPOUND PLASTICIZER RUB PL	145	6151	25185	138314
381230 ANTI-OXIDISING PREPAR & COMPOU	55795	414300	36044	310160
381300 PREP/CHARG FIRE-EXTINGUISHERS	8736	29131	4966	23851
381400 ORGAN COMP SOLVENT/THINNER NES	71919	213180	38059	145289
381511 SUPORTED CATALYST WITH NI/COMP	26148	77053	1985	48874
381512 SUPORTED CATALYST WITH PR/METL	261	77550		72982
381519 OTHER,SUPPORTED CATALYSTS	28451	308571	79669	201576
381600 REFRACTORY CEMENT,MORTARS,CONS	54241	235675	26449	183090
381700 MIXE ALKYL-BENZEN&MIX AL-NAPHT	936545	4744753	876123	3422672
381800 CHEM ELEMENT/COMP DOP-ELECTRON		1182	22493	22632
381900 HYDRALIC BRAKE FLUIDS/LIQUIDS	6237	56511	9600	58809
382000 ANTI-FREEZING PREP/DEICE FLUID	12443	83732	11578	47267
382100 PREP CULTURE MEDIA MICRO-ORGAN	7205	31504	5640	29437
382200 DIAGNOSTIC/LAB REAGENTS/PR-DIA	635991	2928922	476345	2560026
382311 STEARIC ACID	28303	134713	21040	99941
382312 OLEIC (OLIVE) ACID	5814	16856	2645	17982
382313 TALL OIL FATTY ACIDS		7423	3194	8422
382319 OTH INDUS MONOCARBOXYLIC F.ACI	371446	1870710	353765	1647888
382370 INDUSTRIAL FATTY ALCOHOLS	24814	78642	5882	39587
382410 PREP BINDER FOUNDRY MOUL CORES	11994	59527	7485	51235
382430 NON-AGGLOMERATED METAL CARBIDE				3
382440 PREPARED ADDITIVES FOR CEMENT	21597	126578	24338	159589
382450 NON-REFRACTORY MORTAR CONCRETE	1465	10698	734	6998
382460 SORBITOL O/TH SUB-H-NO.2905.44	74450	331044	27534	182606
382475 MIX CON CARBON TETRACHLORIDE		2		
382478 CON (PFCs)/(HFCs)BUT NOT(CFCs)	261	15541		1405
382479 OTH MIX CON HALOGE DER OF METH	9739	83669	623	60180
382481 MIX CON OXIRANE(ETHYLE OXIDE)				86
382490 OTH,CHEMICAL PRODUCT/PREPARA	1569964	8256035	1437636	7791493
382590 OTH RESIDUAL OF CEHM.INDUSTRY		67	9	510
390110 POLYETHYLENE SP GRAVITY<0.94	2243809	15943704	2672761	12287818
390120 POLYETHYLENE SP.GRAVITY>0.94	1396631	11459880	1592597	9002772
390130 ETHYLENE-VINYL ACETATE COPLMER	241477	1218428	213252	1039400
390190 OTH POLYMER OF ETHYLENE P.FORM	215811	1155040	89433	622600
390210 POLYPROPYLENE	3395363	21364042	4112457	20284774
390220 POLYISOBUTYLENE	4128	30682	13998	28575
390230 PROPYLENE COPOLYMERS	1041963	5808756	883060	5143075
390290 OTHER OLEFINS IN PRIMARY FORMS	14064	141868	1274	128364
390311 POLYSTYRENE EXPANSIBLE	13316	54442	19942	53225
390319 OTHER POLYSTYRENE	18803	276050	13918	230372
390320 STYRENE-ACRYLONITRILE COPOLYMR	25436	173546	35043	152588
390330 ACRYLONITRILE-BUTADINE-STYRENE	219921	1193684	262388	1350137
390390 OTH POLYMERS OF STYRENE,P-FORM	12298	78858	8081	58629
390410 POLYVINYL CHLORIDE,UNMIX SUBST	191425	2120285	121777	1357599
390421 OTH POLYVINYL CHLORIDE,NON-PLA	14009	45303	7648	49623
390422 OTH POLYVINYL CHLORIDE PLASTIC	24398	148119	25235	117409
390430 VINYL CHLORIDE VINYL ACETATE	2585	18233		27650
390440 OTH VINYL CHLORIDE COPOLYMERS	6159	32124	12616	50721
390461 POLYTETRALUOROETHYLENE	233	433	61	846
390469 OTHER, FLUORO-POLYMERS	2815	5130		3322

Contd.

10.11 Imports by Economic Categories (Detail)

(In Thousand Rupees)

ITEMS	DECEMBER, 2014	FROM JULY, 2014	DECEMBER, 2013	FROM JULY, 2013
390490 OTH POLYMERS OF VINYL CHLORIDE	367	5943	2138	5863
390512 POLYVINYL ACETATE AQUE DISPERS	4878	20565	4706	25725
390519 OTH POLYVINYL ACETATE (PVA)	13230	30695	2370	36879
390521 VINYL ACETATE COPOLYMERS AQUEO	36753	216158	37782	193323
390529 OTH VINYL ACETATE COPOLYMERS		68760	21226	69287
390530 POLYVINYL ALCOHOL W/N CON UNHY	154889	943712	233819	1126014
390591 COPOLYMERS	2326	9190		7269
390599 POLYMERS OF OTHER VINYL ESTERS	45125	184155	28487	134927
390610 POLYMETHYL METHACRYLATE	14719	88482	13156	94810
390690 OTHER,ACRYLIC POLYMERS P/FORMS	343212	2167075	317520	1843788
390710 POLYACETALS	12983	96635	7647	64805
390720 OTHER POLYETHERS	1154057	5226296	824347	4788915
390730 EPOXIDE RESINS	50402	372755	54101	427020
390740 POLYCARBONATES	75529	541740	68238	356544
390750 ALKYD RESINS	36201	189322	34539	62957
390760 POLYETHYLENE TEREPHTHACATE(PET)	579636	2432845	321352	1242578
390770 POLY(LACTIC ACID)	24	24996		9479
390791 OTHER POLYESTERS, UNSATURATED	6592	19144	2437	18722
390799 OTH POLYESTERS IN PRIMARY FORMS	33378	180497	29135	195321
390810 POLYAMIDE-6,-11,-12,-6,6,-6,10	14859	110047	16488	88171
390890 OTH POLYAMIDE IN PRIMAR FORM	28806	194760	32553	151496
390910 UREA RESINS, THIOUREA RESINS	3682	23687	8330	34711
390920 MALAMINE RESINS	23781	89198	15034	94440
390930 OTHER AMINO-RESINS	123	1657		2749
390940 PHENOLIC RESINS	13938	128497	25409	131879
390950 POLYURETHANES	164142	1266817	216854	1194996
391000 SILICONES IN PRIMARY FORMS.	281181	1683706	233758	1371700
391110 PETROL/COUMARONE,INDENE RESINS	4404	55260	9879	45401
391190 OTH,POLYSULPHIDE,SULPHONE/PLAS	12994	63188	5448	64206
391211 CELLULOSE ACETATES,NON-PLASTI			493	502
391220 CELLULOSE NITRATES(INCL COLLO)	71648	406817	56141	331768
391231 CARBOXYMETHYL CELLULOSE & SALT	115312	863952	63194	428960
391239 OTHER CELLULOSE ETHERS	150619	740155	124037	959433
391290 OTH CELLULOSE & CHEM DERIVATIV	13825	181322	17188	173728
391310 ALGINIC ACID,ITS SALTS & ESTER	161338	940134	161832	769704
391390 OTH NATURAL POLYMERS/MODIFI	35799	255377	10673	127513
391400 ION-EXCHANGERS BASED ON POLYMR	23621	136980	15778	136438
391510 WASTE,ETC OF ETHLY/POLYM/PLAST	1885	4673	708	4070
391520 WASTE,ETC OF STYRENE/POLY/PLAS		39859		
391530 WASTEETC OF VINYL-CHLORIDE/PL	92035	453753	85576	369047
391590 WASTE,ETC PLASTIC/PARING	49152	302830	104826	326895
391610 MONOFILAMENT D>1MM RD/ST/PROFI	837	15742	2428	5667
391620 MONOFILAMENT D>1MM-PL PO VICHL	7707	41867	2676	15599
391690 OTH MONOFIL D>1MM PLASTIC-TOH	2775	56082	8454	40371
391710 ARTIFI GUTS OF HARDEN PROTEIN	1829	2838	456	5061
391721 TUBE,PIPE HOSES,RIGID,OF POLYM	5242	61719	9722	27200
391722 TUBE,PIPE HOSES,POLYMER OF PRO	19839	43380	6648	33055
391723 TUBE,PIPE ETC OF POLYMER VINYL	7371	89485	9025	65919
391729 TUBE,PIPE HOSE,RIGID,OTH PLAST	8639	95456	8662	34016
391731 FLEXIBLE TUBE,PIPE B-PRE27.6MP	8567	84797	2907	33477
391732 OTH,TUBE,PIPE HOSE W/OUT FITNG	1659	9493	5551	18660
391733 OTH TUBE,PIPE NOT REINFORCED	2703	8507	1162	4507
391739 OTHER TUBES,PIPES AND HOSES,	39962	248202	126880	261907
391890 FLOOR COVERING OF OTH PLASTICS	9556	91932	5701	24632
391910 SELF ADHESIVE PLAT,ETC W<20CM	115862	643362	71320	441133
391990 OTH,SELF-ADHESIV PLATE,W>20CM	254336	1509985	200246	1196215
392010 OTH PLATES,ETC PLASNON-CELULAR	221217	878316	180489	707776
392020 OTH PLATE,ETC PLAST NOT REINFO	107948	604755	110156	669925

Contd.

10.11 Imports by Economic Categories (Detail)

(In Thousand Rupees)

ITEMS	DECEMBER, 2014	FROM JULY, 2014	DECEMBER, 2013	FROM JULY, 2013
392030 OTH PLATE,SHEET,ETC OF PLASTIC	14238	123757	14469	160299
392043 OTH PLATE,MAT OF VINYL CHLORID	25700	169332	22299	155026
392049 OTH PLAT,ETC VINYL CHLORID FLX	74340	637606	82368	415688
392051 OTH PLATE,ETC ACRYLIC POLYMERS	898	34343	991	43969
392059 OTH PLAT,ETC OTH ACRYLPOLYEER	2219	12095	1730	6392
392061 POLY CARBONATE IN PLATE, ETC		4750	1192	18237
392062 OTH PLATE ETC POLY(ETH TEREPH)	7172	84475	28533	176565
392063 OTH PLATE ETC UNSAT-POLYSTERS	9785	107106	10342	117756
392069 OTH PLATES ETC OF OTH POLYESTR	4452	31821	13417	67851
392071 OTH PLAT ETC PLAS OF REG CELUL	2358	6222		5180
392073 OTH PLATETC PLASTIC NON CELLU	130	130		291
392079 OTH PLAT ETC-PLAS OF CEL DERIV		207		
392091 OTH PLATETC PLAS OF PO BUTRAL	3139	14572	1897	13196
392092 OTH PLAT ETC-PLAS OF POLYAMIDE	39	10148	486	8916
392093 OTH PLAT ETC-PLAS OF AMINO-RES		162		
392094 OTH PLAT ETC-PLAS OF PHENORES		12671		2030
392099 OTH PLAT ETC-PLAS OF OTH PLAST	42658	304496	32876	233418
392111 PLATES ETC OF PLAS POLY/STYREN	3538	9799	1523	3384
392112 PLAT ETC PLASTIC CEL P-VIN-CHL	80142	297649	22294	178960
392113 PLAT ETC PLA CEL OF POLUURETHA	78439	550959	157569	884175
392114 PLAT ETC PLA CEL OF REGERATED		6527	115	4748
392119 FLAT SHET ETC PLA CEL OTH PLAS	11177	143692	36174	262492
392690 OTH, ARTICLES OF PLASTICS	325878	1934138	329988	1804368
400110 NATURAL RUBBER LATEX	262145	1462680	259462	1841930
400121 SMOKED SHEETS	221041	819739	106760	624681
400122 TECH SPECIFIED NATURAL RUBBER	163339	938168	173695	1250562
400129 OTHER NATURAL RUBBER	9597	93629	21646	133149
400130 BALATA,GUTTA-PARCHA,CHICLE ETC				404
400211 STYRENE-BUTADIENE RUBBER LATEX	87034	654554	133745	591342
400219 STYREN BUTADIEN RUBER CARBXyla	376595	1591924	231502	1194993
400220 BUTADIENE RUBBER (BR)	3794	90947	17185	221607
400231 ISOBUTENE-ISOPRENE RUBBER(IIR)	180218	686774	142895	930090
400239 OTH,HALO-ISOBUTENE-ISOPRENE RU	74	47281	4814	124533
400241 CHLOROPRENE RUBBER LATEX (CR),		424		
400249 CHLOROPRENE RUBBER O/THAN LATX	30871	207326	16556	208625
400251 ACRYL BUTADIENE RUBBER LATEX		6	2635	41445
400259 ACRY BUTAD RUBBER O/THAN LATEX	28437	200414	28882	124625
400270 ETHYL PROPLENE-NON-CONJUGATED	29145	121636	27740	165958
400291 OTH SYNTHETIC RUBBER FACTICE	326	917	19180	90899
400299 OTH SYN RUBBER FACTICE D/F OIL	24360	119498	14759	91335
400300 RECLAIMED RUBBER PRIMARY FORM	22886	190042	23060	168853
400400 WASTE,PAROMGS&SCRAP O/TH H-RUB	98758	667753	124021	657071
400510 COMP WITH CARBON BLACK OR SILI	11683	82855	9765	81477
400520 SOLUTION/DISPERS O/T H-4005.10	12	89		216
400591 PLATE,SHEET STRIP UN-VUL RUBER	1214	6192		1844
400599 OTHER COMPOUNDED RUBBER	15898	121117	8227	89740
400690 OTH FORM&ARTIC UNVULCAN RUBBER	1278	28687	4486	6492
400700 UNVULCA RUBBER THREAD & CORD	13003	98566	25631	94958
400811 PLATE,SHEET ETC CELLU VULC RUB	5179	32221	3167	51893
400819 RODS&OTH FORMS OF CEL.VULC RUB	821	9340	1722	7176
400821 PLAT,SHET N-CELU VULCANI RUBER	31497	313140	29740	170356
400829 RODS&OTH FORM OF N/CEL VUL RUB	6743	43953	2327	43856
400911 TUBE,PIPE OF RUBBER W/O.FITING	39904	164160	19784	100345
400912 TUBE,PIPE OF RUBER WITH FITING	1073	12105	909	8875
400921 TUBE,PIPE OF RUB W/O.METL.FIT	1854	29721	2151	116408
400922 TUBE,PIPE OF RUB WITH METL.FIT	167	3448	2316	9927
400931 TUBE,PIPE RUB W/O TEX.METL.FIT	8302	48661	6780	26183
400932 TUBE,PIPE RUB W/TEX.METL.FIT	35	19247	1328	4602

Contd.

10.11 Imports by Economic Categories (Detail)

(In Thousand Rupees)

ITEMS	DECEMBER, 2014	FROM JULY, 2014	DECEMBER, 2013	FROM JULY, 2013
400941 TUBE,PIPE RUB W/O OTH.METL.FIT	3948	32216	5916	30971
401700 HARD RUBER IN ALL FORMS/ARTICL	2105	8041	1956	9188
410120 W.HID&SKIN BOV.WT8-10KG.UN.SPL	6526	19404	2668	9944
410150 WHOLE,HIDE/SK BOV ANI F>16 KG	63091	376126	31396	221885
410190 OTH HIDES INCL BUTT,BEND&BELIE	3973	4940		13664
410210 RAW SKINS OF SHEEP/LAMB W/WOOL	370259	1823228	498591	2573038
410221 RAW SK SHEP/LAM W-OUT WOOL PKD		107932	10347	131676
410229 OTH RAW SK SHEP/LAM W/OUT WOOL	12747	135552	15584	22818
410390 OTH,HID/SK FRE SALTED,DRIED,LA	115999	577262	42086	352873
410411 HIDE/SKIN FULL GRAIN UNSPLIT		23025	1829	9407
410419 OTH HIDE,SKIN WET STATE	16842	89952	25707	125381
410441 HIDE,SKIN FULL GRAIN DRY STATE		23193	13841	25930
410449 OTHER HIDES DRY STATE(CRUST)	12770	32885	20	4417
410510 WET BLUE LAMB,SHEEP SKIN	88437	582604	147796	832507
410530 SHEEP/LAMB SKIN NO WOOL CRUST		10520	1280	36300
410621 GOAT/KID SKIN WET BLUE	74007	354949	63217	429891
410622 GOAT/KID SKIN CRUST	24977	58575		111514
410691 OTH WET BLUE SKINS		34		3779
410711 WHOLE HIDE SKIN FULL GRAIN BOV		3057	386	1929
410712 WHOLE HIDE/SKIN GRAIN SPLIT BV		3138	891	12717
410719 OTH WHOLE HIDE/SKIN BOV ANIMAL	60811	542982	52487	369759
410791 OTH HIDE INCL SIDES FULL GRAIN	152	189		
410792 OTH HIDE INCL SIDE GRAIN SPLIT	692	13963		2685
410799 OTH LEATHER FURTHER PREPARED	8559	61478	8314	61729
411200 PREPARED LEATHER SHEEP/LAMB	16032	39282	6108	31440
411310 LEATHER PREP.AFTER TANN GOAT	1843	104608	25172	83287
411390 OTH LEA FURTHER PREP.AFTR TANE	5425	31737	3513	8928
411410 CHOMIS LEATHER		164		
411420 PATENT LAMINATED METALIS LEATH	1246	15688	249	2405
411510 COMP. LEATHER WITH BASIS LEATH	1768	82316	4148	36540
411520 PARINGS, OTH WASTE OF LEATHER		3229	786	786
420600 ARTI OF GUT OF BLADER/ TENDONS				5
430110 MINK SKINS,RAW,WHOLE/W/O HD,TA				36
430219 OTH,FURSKINS,WHOLE,W&W/OUT H&T	2928	14666	1160	20162
440110 FUEL WOOD,IN LOGS,BILLETS ETC		193		52
440122 WOOD IN CHIPS OR PART NON-CON				620
440310 WOOD TRET WITH PAINT,STAIN ETC	4922	22173	3730	43704
440320 OTH,CONIFEROUS SPECIES ROUGH	26660	92482	15734	44998
440349 OTH,WOOD,NON-CONF SPECIES ROUG	38340	132477	37253	187476
440399 WOOD OF OTHER NON-CONF SPECIES	98840	373351	30185	241134
440410 CONIFEROUS	6755	30404	2913	23925
440420 NON-CONIFEROUS	5	5		54
440799 OTH WOOD NON-CONF.SPECIES	134793	894389	88622	634672
440810 CONIFEROUS SHEET FOR VENEERING	9562	35139	7316	27402
440831 VENEER/DARK RED MERANTI SHEETS		1547		
440839 OTH VENEER SHEET/TROPICAL WOOD	4173	24014	6904	27365
440929 OTHER NON-CONIFEROUS WOOD	10	908	1824	2543
441011 PARTICLE BOARD OF WOOD	6739	94942	13468	83453
441012 ORENTED STRAND BOARB UN-WORKED	749	5145		4554
441019 OTH P-BOARD OF LIGNEOUS MATERI		37		
441090 OTH P-BOARD NOT AGGLOM W-RESIN		1691	27	324
441112 MEDIUM DENSITY BOARD (MDF)	98232	602351	125020	471233
441113 (MDF)THICKNESS 5MM TO 9MM	32247	168670	36350	111744
441114 (MDF)THICKNESS EXCEEDING - 9MM	166665	676183	68009	536273
441193 OTH (MDF)DENSITY 0.5-0.8g/cm3	68127	552110	188965	662943
441194 OTH (MDF)DENSITY NOT> 0.5g/cm3		6944	2358	6554
441210 P-WOOD,VENEER PANELS OF BAMBOO		197		36
441231 OTH P-WOOD OF WOOD SHEET -6MM				4080

Contd.

10.11 Imports by Economic Categories (Detail)

(In Thousand Rupees)

ITEMS	DECEMBER, 2014	FROM JULY, 2014	DECEMBER, 2013	FROM JULY, 2013
441232 OT P-W OUTER PLY NON-CONIFE-WD	21422	136770	16621	89424
441239 OTH PW CONSIST OF WD SHEET-6MM	3450	41808	3114	16467
441294 OTH BLOCKBOARD,LAMINATED&BATEN	1198	4791	632	2578
441299 OTH PW CONSIST OF WOOD SHEET	130	1202	8573	11428
441400 WOODEN FRAMES FOR PAINTINGS	940	3840	1842	5652
441510 CASES,BOXES,CRATES,SIM/PACKING	29991	39594	592	1813
441520 BOX PALLETS& OTHER LOAD BOARD	35	12830		38
442190 OTHER,ARTICLES OF WOOD	6311	71180	8184	36347
450110 NATURAL CORK,RAW/SIMPLY PREPAR	950	3556	60	1116
450190 WASTE CORK,CRUSHED,GRANULATED	2597	6116	1128	5439
450310 CORKS AND STOPPERS	6	6		5
450390 OTHER ARTICLE OF NATURAL CORK		50		43
450410 BLOCK PLATE SHEET,STRIP CORK	1496	10340	2036	9974
460290 OTH BASKET/WICKERWORK/LOOFAH	714	2863	312	1342
470100 MECHANICAL WOOD PULP		324226	75649	305743
470200 CHEM WOODPULP,DISSOLVING GRADE	9782	52221		66134
470311 CHEM WOODPULP UNBLECHED CONIFE	22950	499793	10384	342837
470319 CHEM WOODPULP UNBLE NON CONIFE				5830
470321 CHEM WOODPULPSEMIBLEACH/BLEACH	393620	1853771	292813	2100094
470329 OTH CHEMWOODPULP BLE/SEMI-BLEH	193716	1715999	108626	1594263
470421 CHEM WOODPULP,S-BLE/BLE CONIFE			6238	7970
470429 CHE W-PULP,S-BLE/BLE NON-CONIF	5385	150443	47609	153865
470500 SEMI-CHEMICAL WOOD PULP	56636	675376		442635
470620 PULP OF FIBRES DERI FROM W-SCR	12487	23565	14961	18763
470710 UN-BLEACHED KRAFT PAPER		96345	11118	204628
470720 RECOVERED PAPER/PAPER BOARD BL			1217	4630
470730 PAPER/PAPERBOARD MACHINE PULP	525	7491	241	4596
470790 WASTE & SCRAP OF OTHER PAPER	151903	985771	248232	1268388
480100 NEWSPRINT,IN ROLLS OR SHEETS	504283	3178490	402796	2686483
480210 HAND-MADE PAPER & PAPERBOARD	1	288	425	969
480220 PAPER/P-BOARD PHOTO-SENSITIVE	56	3719	111	391
480240 WALL PAPER BASE	35	56		
480254 OTH PAPER & PAPERBOARD<40G/SQM	9120	35155	8464	36680
480255 OTH PAPER&PAPERBOARD>40-G/SQM	182130	1384984	266394	1228664
480256 OTH PAPER&PAPERBOARD IN SHEETS	67963	279841		15
480257 OTH PAPER WT 40-150 G/M2	20042	260896	64477	223881
480258 PAPER & BOARD WT>150G/M2	63036	319086	37804	157268
480261 OTH PAPER&PAPERBOARD IN ROLLS	153	442	694	3623
480262 OTH PAPER&PAPER BOARD IN SHEET	174300	1140776	190044	1222967
480269 OTH U-C CARBONISING BASE PAPER	1208	8192	711	8380
480300 TOILET FACIAC TISSUE/TOWEL ETC	21834	117987	12930	98995
480411 KRAFTINER UN COATED UN-BLEACH	123980	690391	126436	538589
480419 OTH KRAFTLINER UNCOAT ROL/SHET	94661	452869	50951	300316
480421 SACK KRAFT PAPER,UNBLEACHED	448906	2506777	331990	1733196
480429 OTH SACK KRAFT PAP UN-COT RISH	13338	21721		36845
480431 OTH KRAFT P1BORD WT150G/SQMUNB	37916	192772	46654	190827
480439 OTH UNC K-P/BORD WT150G/SQMUB	17658	155503	16046	118910
480441 OTH KR.P/BORD W>150G<2259-UNBL				691
480442 OTH KRAFT 150-225G BLECH	1758	17250		4059
480449 OTH KRAFT PAPER IN ROCC/SEETS		3265		13323
480451 OTH KRAFT PAPER 225G ON BLEACH		5491		3372
480459 OTH KRAFT PAPER IN ROLL 225G	6	64166		7499
480511 SEMI-CHEMICAL FLOUTING PAPER	13748	35654	49540	67223
480512 STRAW FLUTING PAPER	20	68	2250	2250
480519 OTHER FLUTING PAPER	158045	286602	33204	113653
480524 TESTLINER BD WT150G/M2 OR LESS	7497	72629	12870	65960
480525 TESTLINER BOARD WT>150 G/M2	17232	88324	23620	119546
480530 WRAPPING PAPER,UNCOAT	40666	155722	5116	187436

Contd.

10.11 Imports by Economic Categories (Detail)

(In Thousand Rupees)

ITEMS	DECEMBER, 2014	FROM JULY, 2014	DECEMBER, 2013	FROM JULY, 2013
480540 FILTER PAPER/PAPERBOARD,UNCOAT	1988	7170	1738	16530
480550 FELT PAPER/PAPERBOARD,UNCOATED				1170
480591 OTH P&P/ BOARD<150G UNCOATED	24725	135431	26083	138685
480592 OTH P&P/BOARD 150-225G UNCOAT	18925	89280		61690
480593 OTH P & P BOARD<225G UNCOATED	13741	89241	13585	76316
480610 VEGETABLE PARCHMENT PAPER		3882		3124
480620 GREASEPROOF PAPERS	2939	10028	1871	7859
480630 TRACING PAPERS		13484	3671	15365
480640 CLASSINE/GLAZED TRANSPA PAPER	7619	84680	6826	35044
480700 COMPOSITE P/BOARD STICKING FLA	7329	33613	2498	22221
480810 CORRUGATED P&P/BOARD PERFORTE		264		545
480840 SACK KRAFT PAPER CREPED/EMBOSD	488	1353	474	1844
480890 OTH PAPER,CREPED/EMBOSED/PERF	2373	23130	5488	18200
480920 SELF COPY PAPER	43136	215689	38161	148776
480990 OTH COPYING / TRANSFER PAPERS	5336	21261	3431	16499
481013 P&P/BOARD FOR WRITING/PRINTING	83928	683159	127531	1074985
481014 P&P/B IN SHEET 1-SIDE<435/297M		139		
481019 OTH PAPER&PAPERBOARD IN SHEET	27801	307149	72303	668581
481022 LIGHT WEIGHT COATED PAPER		9543		3620
481029 OTH LIGHT WEIGHT COATED PAPER	173105	1799934	77422	248358
481031 KRAFT PAPER&BOARD WT 150G/M2		1201		
481032 KRAFT PAPER&P/BOARD WT>150G/M2	12229	40841	8728	24922
481039 OTH KRAFT PAPER&P/BOARD BLEACH	1119	5262	6369	8678
481092 OTH PAPER&P/BOARD MULTI-PLY	716077	5457199	491155	3299657
481099 OTH PAPER&P/BOARD COATED	11994	165089	5817	112148
481110 P&P/BOARD,TARRED,BITUMINISED	2976	3189		3389
481141 GUMMED ADHESIVE PAPER & BOARD	122741	562183	275871	909750
481149 OTH GUMMED/ADHESIVE P&P/BOARD	49487	128661	29377	97770
481151 PAPER&PAPER BOARD PLASTIC COAT			75	75
481159 OTH P&P/BOARD PLASIC COAT.	168070	1763033	232271	1478863
481160 P&P/BOARD COATED WAX COVERED.	20778	257063	56430	335390
481190 OTH P&P/B CELLULOSE WADDING	131229	723221	135913	607579
481320 CIGRETTE PAPER IN ROLL WTH SCM	69922	345344	44430	350917
481390 OTH CIGARET PAPER,BOOKLET/TUBE	93808	373404	19512	251368
481420 WALL PAPER COVERD WITH GRANITE	9989	69305	7346	31097
491199 OTHER, PRINTED MATTER	42623	536910	13281	228697
500100 SILK-WORM COCOONS FOR REELING		1138		
500200 RAW SILK (NOT THROWN)	4722	44086	2003	22088
500300 SILK WASTE, YARN WASTE&G-STOCK		2595		1490
500400 SILK YARN,NOT RETAIL SALE	17521	192154	34290	166956
500500 YARN SPUN FROM SILK,WASTE NRS	73595	319801	44297	274029
500790 OTHER SILK FABRICS	209334	1286269	78970	347134
510111 SHON WOOL GREASY	3076	9347		
510119 OTHER GREASY FLEECE WSHED WOOL	22906	330601	3859	169647
510121 SHORN WOOL, DEGREASED				8608
510129 OTHER DEGREASED WOOL NOT CORBO	10704	34099		5060
510130 CARBONISED WOOL	10142	35154		82083
510220 COARSE ANIMAL HAIR		6		
510510 CARDED WOOL	278	773		
510521 COMBED WOOL IN FRAGMENTS				2481
510529 OTHER WOOLTOPS&COMBED WOOL		19465	14496	24107
510531 FINE ANIMAL HAIR,CARDED/COMBED	1888	18730	16256	18980
510539 OTH F-ANIMAL HAIR,CARD/COMBED		65		
510610 YARN OF CARDED WOOL 85% WT WOL	30811	157113	29603	119015
510620 YARN OF CARDED WOOL<85% W WOL	25151	122690	19091	77984
510710 YARN OF COMBED WOOL-WOOL=>85%	8186	30531		3829
510720 YARN OF COMBED WOOL-WEIGHT<85%		9680		4258
510910 YARN OF WOOL /ANIMAL HAIR 85%>	1222	2477		

Contd.

10.11 Imports by Economic Categories (Detail)

(In Thousand Rupees)

ITEMS	DECEMBER, 2014	FROM JULY, 2014	DECEMBER, 2013	FROM JULY, 2013
511300 WOV. FAB. COARSE ANIMAL HAIR.				1351
520100 COTTON, NOT CARDED OR COMBED.	1727880	11435507	5499149	17878726
520210 YARN WASTE(INCL.THREAD WASTE)	3113	14496	674	11084
520299 OTHER COTTON WASTE	27092	105063	11895	49771
520300 COTTON, CARDED OR COMBED.		1679		4702
520411 COTTON SEWING THREAD 85%/MORE				1302
520419 OTH COTTON SEWING THREAD 85%>	1554	2425	1460	3161
520420 COTTON SEWING THREAD,RETL SALE	191	779	179	3709
520511 SIN.COT.YAR.U.COM.FIB.D-714.29	19358	106461	102189	543170
520512 S-COT.YARN UCF.D-232.56-714.29	71628	400989	135064	603650
520513 S-COT.YARN UCF.D-192.31-232.56	78645	91217	70252	172258
520514 S-C. YARN UCF D-125.00-193.31.	5143	29246	4905	4905
520515 S/C YARN UCF.D< 125.00-193.31.		42463	25596	56664
520521 S/C YARN COM.FIB D-714.29/MORE				8737
520522 S/C YARN LF.DX.232.56-714.29	76483	383711	48236	629443
520523 S/C.YARN LF.DX.192.31-232.56				375234
520524 S/C YARN COM.FIB.125-192.31-DX	4639	45903	33503	239267
520526 S/C YARN LF. DX. 106.30-125.	6979	216121	27232	117052
520527 S/C YARN COM.FIB.106-36-125-DX	372854	1347366	187535	1401257
520528 S/C YARN COMBED FIB.< 83.33-DX	383450	1638178	275564	1549621
520531 MUL/CAB.C/Y.ULF.>714.29DECITEX		33109	222378	946096
520532 MUL/CAB C/Y ULF.232.56-714.29D	994	10810		3405
520534 MUL/CAB.C/Y ULF.125-192.31 DX.			13157	19130
520535 MUL/CAB.C/Y UN.COM.FIB<125.DX.		107734	208943	706017
520542 MUL/CAB.C/Y CF.232.56-714.29DX	11955	48135	1182	10670
520544 MUL/CAB.C/Y C.FIB-125-192.31DX				11756
520547 MUL/CAB C.Y CF.83.33-106-38 DX			13494	24802
520548 MUL/CAB.C/Y COM.FIB.< 83.33.DX	3580	52951	16735	43178
520611 S/C YARN UN COM. FIB>714.29 DX	6118	46987	3244	38169
520612 S/C YARN UN.COM. FIB.<71429.DX	2417	15801	4100	4100
520614 S/C YARN UN.COM.FIB.<192.31DX				3044
520615 S/C YARN UN.COM. FIB.<125DX.		969		
520621 S/C YARN COMBED FIBRE 714-29DX				30
520622 S/C YARN COMBED FIB.<714.29DX			619	7085
520623 S/C YARN COMBED FIB.<232.56DX			2210	2210
520634 MUL/CAB C/Y UCF <192.31,125DX				252
520635 MUL/CAB C/Y UN-COM F/B<125DX		10290		16163
520642 MUL/CAB C/Y CF<714.29,232.56D				96
520710 C/Y CON>85 % WT OF COT PER-SAL	58	654		36
521225 OTH W-FAB COT PRINTED>200G/SQM	162	1650	637	1449
530110 FLAX, RAW OR RETTED			6625	6625
530121 FLAX,BROKEN OR SCUTCHED N-SPUN	425	4063		11719
530129 OTH, FLAX,HACKLED NOT SPUN	25808	68086		3459
530310 JUTE/OTH TEXT BAST FIB RAW/RET	535086	1958149	478951	2229917
530390 OTH, WASTE OF JUTE&TEXTILE FIB		22974		
530500 COCONUT,ABACA RAMIE,RAW/PROCE	7508	75687	60434	253421
530610 SINGLE FLAX YARN	330	55655	88	46263
530710 SINGLE,YARN OF JUTE OR OTH FIB	9907	28948	4077	40456
530720 MULTIPLE OR CABLED YARN(RAMIE)	3818	22925	3064	15397
530810 COIR YARN	4231	20531	4814	20781
531100 WOV FAB OF OTH VEG TEX FIB	1124	2279		1260
540110 SEWING THREAD SYTHA FILAMENT	35600	316704	70696	532498
540120 SEWING THREAD ARTIFICIAL FILAM	139167	952868	183763	872240
540211 HIGH TENANCITY YARN OF ARAMIDS				4872
540219 OTH HIGH TENANCITY NYLON YARN	12143	31318	556	4241
540220 HIGH TEN YARN OF POLYESTERS	9886	34879		5663
540231 FILAMENTS YARN NYLON POLY 50	71549	665580	152790	601295
540232 FILAMENTS YARN NYLON/OTH POLY	23503	106730	31452	124714

Contd.

10.11 Imports by Economic Categories (Detail)

(In Thousand Rupees)

ITEMS	DECEMBER, 2014	FROM JULY, 2014	DECEMBER, 2013	FROM JULY, 2013
540233 FILAMENTS YARN OF POLYESTERS	1806396	9842977	2435769	9974899
540234 TEXTURED YARN OF POLYPROPYLENE	8421	84502	17743	39929
540239 OTH, SYNTHETIC FILAMENTS YARN	23747	222273	24976	141082
540244 OTH YARN SINGLE UN-TWIST/TWIST	419959	2549606	316164	2371156
540245 ELASTOMERIC YARN OF NYLON	83827	313452	66924	368603
540246 ELASTOMERIC YARN, POLY-PARTIALLY	100	30913	2975	18537
540247 ELASTOMERIC YARN OF POLYESTERS	665101	3070870	4220	2259800
540248 O-ELASTOMERIC OF SPANDEX/LYCRA	6009	33412		13602
540249 OTH, YARN, SINGLE, 50 TURNS/MTR	1364	97720	35951	229862
540251 OTH S/Y TWIST > 50/M NYLON, POLYA	2658	19083	3725	10618
540252 OTH S/Y TWS > 50/M OF POLYESTER	52589	197762	55450	282672
540259 OTH S/Y TWS > 50/M OF OTH POLYEST	16329	17529	7955	71953
540261 OTH Y-MULTIPLE/CAB NYLON/POLYM		66063	34449	236016
540262 OTH Y-MULTI/CAB OF POLYESTER	115087	584145	69359	328128
540269 OTH Y-MULTI/CAB NOT RETAIL SAL	8630	73574	1324	10774
540310 HIGH TENACITY YARN OF VISCOS				1
540331 OTH Y/S UN-TWST VISCOSE RAYON	930547	5061461	834365	4541579
540332 OTH Y/S VIS RAY > 120TURNS/MTRS	332160	2607403	213363	1349218
540333 OTH YARN, SINGLE CELLULOSE ACET	1100	33205		9670
540339 OTH ARTIF FILAMENT YARN SINGL	41564	261914	36682	190118
540341 OTHER YARN OF VISCOSE RAYON		33071	24751	109268
540349 OTH ARTI FILAMENT YRN VIS RAYO		3002		685
540411 ELASTOMERIC SYN-MONOFILAMENT	184	15572		1494
540412 OTH MONOFILAMENT OF POLYPROPYL	8922	18560	2742	13167
540419 OTH SYN MONOFILAMENT OF 67-DEX	16060	79940	17072	53159
540490 OTH SYNTH YARN & SYNTH TEX MAT		70124	27428	114259
540500 ARTIFICIAL MONOFILAMENT 67D/MORE		499		
540834 OTH WOV FAB ART. FIL YARN PRINT	139	272		8
550110 SYN FIL TOW NYLON/OO POLYAMIDES			169	169
550120 SYN FILAMENT TOW OF POLYESTERS	5100	44431		42323
550130 ACRYLIC OR MODACRYLIC	218306	1318784	277879	1311873
550190 SYNTHETIC FILAMENT TOW, N.S.		25374		22785
550200 ARTIFICIAL FILAMENT TOW	595337	2560135	376587	2288214
550311 SYN STAPL FIB OF NY OF ARAMIDS	1414	14435	1059	8721
550319 OTH SYN STSPL FIB NOT CARD/COM	946	168429	16639	47268
550320 SYN STA FIB POLYESTER N-CRD/CD	1454582	8414872	1513834	6738605
550330 SYN STA FIB ACRYLIC N-CRD/COMD	226420	2253449	158749	1746160
550340 SYN STAFIB POLYPROPYLENE N-C/C	1830	7622		
550390 SYN STAPLE FIB NOT CARDED/COMB	2420	7772	3377	19340
550410 ART-STA FIB VIS RAYON N-CRD/CO	1166236	10497484	976323	6347471
550490 OTH ART STAPLE FIB NOT CARDED	352970	3100851	389361	1996927
550510 WASTE SYNTHETIC FIBRES	1432	5977	641	2460
550520 WASTE ARTIFICIAL FIBRES	2302	3604		
550610 SYN STA FIB CRD, COM SPIN NYLON		31369		
550620 SYN STA FIB CRD, COM SPN POLYES	36416	133186	32020	149776
550630 ACRYLIC FIBRES CARDED/COMBED	440	1561		8805
550690 SYNTHETI FIB CARDED/COMBED NS	157	992		58
550700 ARTIFI STAPLE FIB CARDED/COM				1051
550810 SEWING THREAD SYN STAPLE FIBRE	872	18134	14754	63956
550820 SEWING THREAD ART STAPLE FIBRE		48855	40654	40702
550911 S/Y STA FIB 86% WT NYLON	11298	483371	27097	316025
550912 MULTI CAB YRN SYN FIB NYL 85%W			23028	125850
550921 S/Y SYN STA FIB 85% WT POLYSTR	472680	2803141	440275	2809969
550922 MULTI STA FIB 85% W POLYESTER	89365	570264	52238	390703
550931 SINGLE YARN 85% OR MORE ACRYLIC		79332		25015
550932 MUL/CAB YARN 85% ACRYLIC FIB	156342	407123	52824	106538
550941 SINGLE YARN 85% WT SYN STA FIB	14638	36709	112	28708
550942 MUL/CAB YARN SYN STA FIB 85%WT			1476	1476

Contd.

10.11 Imports by Economic Categories (Detail)

(In Thousand Rupees)

ITEMS	DECEMBER, 2014	FROM JULY, 2014	DECEMBER, 2013	FROM JULY, 2013
550951 O/YRN POLYES STA FIB MIX ARTIF	277933	1419329	127344	899811
550952 O/YRN MX WITH WOOL/FINE A-HAIR				1166
550953 OTH YRN OF POLYESTER MIX COTTN	3540	11589	4441	11129
550959 OTH YRN OF POLY STAPLE FIBRE	27223	194068	31550	215265
550961 O/YRN OF ACRYLIC S-FIB MX WOOL		76340		49823
550962 OTH YARN ACRYLIC MIX COTTON		4220		
550969 YARN ACRYLIC FIB NOT FOR R-SAL	43736	270569	88882	294806
550999 OTH YARN SYN FIB NOT FOR R-SAL	15365	62556	11581	54462
551011 S/YRN ART STA FIB>85% STAPLE-F	43737	722493	75307	474734
551012 MUL/CAB YARN ART STA FIB>85%W	452	23772	3692	25238
551030 O/YRN ART STA FIB MIX COT-NRS		17		
551090 O/YRN ATT STA FIB<85%ART ATA-F	105	4348	164	29752
551120 YARN<85% BY WT SYN STAP FIBRE		18946	1649	1649
560290 OTH FELTS,NOT IMPREGNATE,COAT	12472	82031	8801	56182
560311 N-WOVNS, M-MADE FILA>25G/SQM	87413	378720	36102	239860
560312 N-WOV,M-MAD FIL>25G/SQM>70GSQM	123531	629168	40609	280962
560313 N-WOVNS,M-MAD FIL>70G/SQM>150G	42538	154791	45555	192877
560314 N-WOV,M-MAD FLAME WT>150G/SQM	17806	105811	10506	82050
560391 OTH NONWOVENS, WT>25 G/SQM		2252		1338
560392 OTH N-WOV,WT>25G/SQM>70 G/SQM	4340	18681	5059	29153
560393 OTH,NON WOVEN>70G/SQM>150G/SQM	1497	11628	845	20963
560394 OTH,N-WOVEN WEIGHING>150G/SQM	195293	1072062	117874	669012
560410 RUBBER THREA AND CORD,TEX COVE	1421	18710	4196	38244
560490 OTHER,TEXTILE COVERED MATERIAL	5726	51104	19529	55162
581099 OTH TEXTILE MATERIAL.	8	385		52297
581100 QUILTED TEXTILE PRODUCT PIECE.	9253	33028	4857	26541
590110 TEX FAB.GUM COATED/AMYLAC,SUBS	1260	17675	8441	29046
590290 OTH,TYRE CORD FAB YARN VIS-RYN	242	364		
590310 TEX.FAB.IMP,COV/LMTD PICAL.	133842	754917	105208	570160
590320 TEX.FAB IMP,COATED,POLYURETHAN	172109	1015437	133505	556834
590500 TEXTILE WALL COVERINGS.		98		79
590610 ADHESIVE TAPE < 20 CM	1300	14930	1778	7756
590691 RUBBERISED TEX FAB,KNIT/CROCH	1009	4952		1895
590699 OTHER,RUBBERISED TEX FAB,N.S	11243	58488	54963	136338
590700 TEXTILE FABRICS O/W IMPG/COATD	15590	130563	46132	172252
630800 SETS OF WOVEN FABRICS AND YARN		35		70
630900 WORN CLOTHING&OTH WORN ARTICLE	1080182	6208704	1521819	9324550
631010 USED&NEW RAGS,SCRAP,TWINE,ETC		1840		2509
640590 OTHER FOOTWEAR	9820	67647	355	79065
640610 OTH PARTS OF FOOTWEAR N.S.	1722	44261	503	16191
640620 OUTER SOLE/HEEL OF RUB/PLASTIC	14026	63028	15028	48638
640690 PARTS OF FOOTWEAR/OTH MATERIAL	1055	22850	7380	46382
650100 HAT-FORM/BODY,HOODS OF FELT		231		23
700800 MUL-WALLED INSULATE UNIT GLASS	5281	72085	1857	12545
700910 REAR VIEW MIRRORS FOR VEHICLES	5741	33140	1626	19948
700991 UNFRAMED GLASS MIRRORS	70708	342472	61329	274435
701399 O-GLASSWARE INDOOR DECORATION	218315	1074928	124649	728025
701890 OTH GLASS ART O/T IMI-JEWELERY	4819	22227	1031	29508
701911 SILVER/ROVINGYARN C/STAND=50MM	128	520	914	1078
701912 ROVINGS	8506	46313	2343	28534
702000 OTH ARTICLES OF GLASS	2702	18043	4145	75472
710121 CULTURED PEARLS UNWORKED				99
710239 OTH NON-IND DIAMOND WORK,N-MOU				80
710310 UN-WORKED/SIMPLY SAWN PRE-STON	977	19670	463	2913
710399 OTH SEMI/PRE STONES WORKED N.S	42	42	156	4980
710590 OTH DUST/POWDER NAT SYN PRE ST		31		213
710610 SILVER POWDER		6		
710691 SILVER UNWROUGHT	120865	369208		615119

Contd.

10.11 Imports by Economic Categories (Detail)

(In Thousand Rupees)

ITEMS	DECEMBER, 2014	FROM JULY, 2014	DECEMBER, 2013	FROM JULY, 2013
710692 SEMI-MANUFACTURED SILVER	4401	44985	26891	54832
711019 OTH PLATINUM OTH SEM MFG FORM		2930		17
711049 OTH MET-PLAT GRUD/ALOY S-MED F		179		13
730890 OTH STRUCTURE OF IRON OR STEEL	458118	2595258	458499	2102396
730900 RESERVATORS,TANKS,VATS SIMICONT	6584	108712	689	78676
731010 TANKS,CASKS,DRUMS,CANS,BOX>50	183	11130	176	29661
731021 CAN,CLOSED BY SOLD/CIMP CAP<50	24621	53665	8689	60902
731029 OTH TANK,CASK,DRUM,BOX CAP<50	39844	459917	37759	293617
761090 ALUM STRUCTURE & PARTS N.E.S.	54768	409986	5541	43460
761100 ALUM RESERVOIRS,TANKS VATS ETC		76		213
761210 COLLAPSIBLE TUBULAR CONTA ALUM	2331	12198	151	16761
761290 OTH CASKS,DRUM,CAN,BOXES ALUMI	54436	798052	168586	817680
890800 VESSELS&F-STRU FOR BREAKING UP	4005857	34584085	7213337	51886487
900110 OPTICAL FIB,OPTI FIB BUNDLES	24609	186050	49460	144563
900120 SHEET,PLATE OF POLARISING MATE		397		
900130 CONTACT LENSES.	914	6519	1665	7963
900140 SPECTACLE LENSES OF GLASS.	6464	25558	4666	19345
900150 SPECTACLE LENSES OTH MATERIAL	2269	8720	660	2438
900190 OTH LENSES, PRISMS, MIRRORS	535	4334	512	3181
900211 OBJETIVE LENSE CAMRA/PROJECTOR	333	2893	507	2232
900219 OTHER OBJECTIVE LENSES.	10	1849	38	620
900220 FILTERS FOR OBJECTIVE LENSES	170	196	4	26
900290 OTH,MOUNTED OPTICAL ELEMENTS	4911	25284	1700	6877
900311 FRAMS,MOUNTINGS OF PLASTICS	549	5587	7	817
900319 FRAM,MOUNTING OF OTH MATERIAL	5718	22919	1938	10266
900390 PART FOR FRAMES&MOUNT SPECATLE	7	89	51	96
900410 SPECTACLES,GOGGLES SUNGLASSES	25386	146007	28311	126514
900590 PARTS/ACCESSORIE OF BINOCULARS	18	2876	228	507
900630 CAMERA USED IN UNDERWATE SURVY		15		82
900640 INSTANT PRINT CAMERAS		412		2830
900651 CAMERA(SLR) FOR FILM WD!>35MM		19		
900653 OTH CAMERA ROLL FILM OF35MM				346
900659 OTH CAMERA PHOTOGRAPHIC	463	1631		300
900661 DISCHARGE LAM FLASHLIGHT APPAR	397	578		93
900669 OTH PH-GRAPHIC FLASHLIGHT APPA	115	1059	394	1842
900691 PARTS,ACCE PHOTOGRAPHIC CAMERA	553	3314	419	1643
B. CAPITAL GOODS TOTAL	34759484	196906219	24707067*	142643279
250100 SALT/PURE SODIUM CHLORIDE	3532	18588	3087	14748
250300 SULPHUR OF ALL KINDS	48307	334451	85731	653122
250410 NATURAL GRAPHITE OF ALL KINDS	1592	42290	6252	40580
250490 OTHER,NATURAL GRAPHITE		1523		246
250510 SILICA SANDS AND QUARTZ SANDS		6501	35	9571
250590 OTHER NATURAL SANDS	82	23719	310	6510
250610 QUARTZ (O/T NATURAL SANDS)	396	1393	83	176
250620 QUARTZITE ROUGHLY TRIMMED				3029
250700 KAOLIN & OTH KAOLIN CLAYS	55647	348764	56210	369373
250810 BENTONITE	19458	44378	4338	37786
250830 FIRE-CLAY	415	2427	60	1126
250840 OTHER CLAYS	4829	32965	4871	24035
250860 MULLITE	2044	4092		
250870 CHAMOTTE OR DINAS EARTHES		731		
250900 CHALK	16427	77686	5171	60309
251110 NATURAL BARIUM SULPHATE	3049	16370	1501	171150
251200 SILICEOUS FOSSIL MEALS	2230	10594	1098	11387
251310 PUMIC STONE W/NOT HEAT TREATED	4467	28329	5095	22542

Contd.

10.11 Imports by Economic Categories (Detail)

(In Thousand Rupees)

ITEMS	DECEMBER, 2014	FROM JULY, 2014	DECEMBER, 2013	FROM JULY, 2013
251320 EMERY,NATURAL CORUNDUM,GARNET	3812	30098	2906	26784
251511 MARBLE/TRAVERTINE,CRUDE ROUGH	1990	52521	42141	57545
251512 MARBLE,TRAVERTINE,MERELY CUT		2692	269	5666
251611 GRANITE,CRUDE/ROUGHLY TRIMMED	3508	7561	2310	7235
251612 GRANITE,MERELY CUT,BY SAWING		3367		668
251620 SANDSTONE,CRUDE/ROUGHLY TRIMED	523	1202	711	2430
251690 OTH MONUMENTAL BUILDING STONE		1828		2311
251710 PEBBLES,GRAVEL/CRUSH STONE ETC	132	213		427
251741 GRANULES,CHIP & POWDER,MARBLE		1335	598	2160
251749 OTH GRANULE,CHIPPING & POWDER		754		
251810 DOLOMITE, NOT CALCINED				1260
251830 DOLOMITE RAMMING MAX	4096	7351		
251990 OTH FUSED MAGNESIA,DEAD BURNED	9079	64723	11730	50343
252010 GYPSUM; ANHYDRITE	2957	20490	4931	15468
252020 PLASTERS OF CALCINED GYPSUM	636	3633		3367
252210 QUICKLIME			130	165
252220 SLAKED LIME		1303		2639
252230 HYDRAULIC LIME		29		50
252310 CEMENT CLINKERS	78	2709		1027
252321 WHITE PORTLAND CEMENT		223		1512
252329 OTHER PORTLAND CEMENT	54239	375459	54230	104845
252330 ALUMINOUS CEMENT(CEMENT FONDU)		899	278	14170
252390 OTHER HYDRAULIC CEMENTS	28037	228861	77447	277280
252410 ASBESTOS CROCIDOLIITE		2293		
252490 OTHER ASBESTOS		144117	57678	167875
252520 MICA POWDER		1091		3425
252610 NATURAL STEATITE,NOT CRUSHED	601767	1969275	478742	1589493
252620 NATURAL STEATITE,CRUSH/POWDER	5345	16384	2212	11903
252800 NATURAL BORATES & CONCENTRATES		94		
252910 FELDSPAR		37		50
252922 FLUORSPAR>97% CALCIUM FLORIDE	639	7492	130	232
253010 VERMICULITE,PERLITE CHLORITES		1614		744
253090 OTHER,MINERAL SUBSTANCES	25172	200528	30928	215838
260111 IRON ORES,CONCEN,NON-AGGLOMERT	318346	1800513		904409
260200 MAGANESE ORES & CONCENTRATES		116543		
260300 COPPER ORES AND CONCENTRATES	43	43		
260400 NICKLE ORES AND CONCENTRATES		111		
260700 LEAD ORES AND CONCENTRATES	464	5128	1464	5023
261000 CHROMIUM ORES AND CONCENTRATES	1191	16411	1512	2595
261400 TITANIUM ORES & CONCENTRATES		14339	3798	16904
261510 ZIRCONIUM ORES AND CONCENTRATE		5351		
261710 ANTIMONEY ORES AND CONCENTRATE			41	41
261800 GRANULATED SLAG M/G IRON,STEEL	24650	131153		236
261900 SLAG,DROSS OTH WASTE,IRN/STL	10496	27523		14025
262011 HARD ZINC SPELT MAINLY OF ZINC	155	1416		1783
262019 OTH,ASH&RESIDUE C/MAINLY ZINC	2837	24889	2679	7779
262190 OTH SLAG &ASH,RESIDUES M-WAST	3870	11321	387	5569
270111 ANTHRACITE NOT AGGLOMERATED	377	2336	2589	3933
270112 BITUMINOUS COAL,NOT AGGLOMERAT				124726
270119 OTHER COAL,NOT AGGLOMERATED	4371620	26440931	1482219	10278477
270120 BRIQUETTES SIMILAR SOLID FUEL		72		806
270210 LIGNITE NOT AGGLOMERATED		2159		813
270300 PEAT INCLPEAT LITTER		5886		6284
270400 COKE/SEMI OF COAL,RETORT CARBN	279828	1632111	500137	1177437
270500 COAL GAS,WATER GAS,SIMILAR GAS	210	334		
270600 TAR FROM COAL/LIGNITE/PEAT ETC				1594
270730 XYLENE(XYLENES)	177848	1024766	119966	1109117
270740 NAPHTHALENE				7620

Contd.

10.11 Imports by Economic Categories (Detail)

(In Thousand Rupees)

ITEMS	DECEMBER, 2014	FROM JULY, 2014	DECEMBER, 2013	FROM JULY, 2013
270750 OTH STOCK FOR CARBON BLACK	2000	86745	71088	234713
270791 CREOSOTE OILS		1611		
270799 OTH OIL /PROD DISTLION COALTAR	240634	662014	95459	290787
271019 KEROSENE,INCL KER.TY. JET FUEL	701570	6604406	962272	5324748
271129 OTH GAS HYDROCARBON GAS STATE	227	1461	1718	5941
271210 PETROLEUM JELLY	23856	152310	10536	95830
271220 PARAFIN/WAX,CONT WT<0.75%OIL	20234	179341	36781	146258
271390 OTH RESIDUE PETROLEUM BITUMEN		3282		
271410 BITUMEN OIL SHALE & TAR SANDS			22971	35329
271500 BITUMEN MIXTURES,NATURAL	307	35158	8531	254201
280110 CHLORINE				1093
280120 IODINE	726	133612		151245
280200 SULPHUR,SUB/PRE COLLI.SULPHER	818	2831	982	6484
280300 CARBON(INCL CARBON BLACK)NES	79299	406976	39132	486673
280410 HYDROGEN.	799	29713	51	4039
280421 ARGON	3781	26133	9030	36919
280429 OTHER, RARE GASES.	8127	38370	16507	80011
280430 NITROGEN		895		480
280440 OXYGEN		745	350	19336
280450 BORON, TELLURIUM		5		261
280461 SILICON CON & 99.99% BY WEIGHT		5381	217	4331
280469 OTHER SILICON	1145	5205	7828	11421
280470 PHOSPHORUS	6826	48282	7307	31010
280480 ARSENIC	1944	13470		10039
280490 SELENIUM	8485	96333	1687	51686
280519 OTHER ALKALI METALS	3745	18685	4498	9104
280540 MERCURY	3249	10276		3073
280610 HYDROGEN CHLORIDE (HCL ACID)	167	2736	587	1911
280620 CHLOROSULPHURIC ACID	2	2		
280700 SULPHURIC ACID; OLEUM	752	1110	545	2648
280800 NITRIC ACID;SULPHONITRIC ACIDS	14165	66878	17036	65686
280910 DIPHOSPHORUS PENTAOXIDE	4	3813	273	2303
280920 PHOSPHORIC/POLPHOSPHORIC ACIDS	3109841	15181999	1305101	12947498
281000 OXIDES OF BORON;BORIC ACIDS	50525	160234	12618	90540
281111 HYDROGEN FLUORIDE	1074	4477	464	1361
281119 OTHER INORGANIC ACIDS.	10090	70560	17685	75170
281121 CARBON DIOXIDE	908	106382	3210	196002
281122 SILICON DIOXIDE (SILICA)	58068	335466	41451	267053
281129 OTH INORGANIC OXYGEN COMPOUNDS	3592	10254	1780	11050
281210 CHLORIDES AND CHLORIDE OXIDES		76	31	59
281290 OTH HALIDE/HALIDE OXIDES	6	6921		8946
281310 CARBON DISULPHIDE	1	1		
281390 OTH SUPHIDE OF NON-METALS				426
281410 ANHYDROUS AMMONIA				2543
281420 AMMONIA IN AQUEOUS SOLUTION	695	3508	580	2303
281511 SODIUM HYDROXIDE SOLID	5720	46240	1542	27154
281512 SODIUM HYDROXIDE AQUEOUS SOL		1100		511
281520 POTASSIUM HYDROXIDE (CAUSTIC)	20974	219655	17958	118936
281530 PEROXIDES OF SODIUM/POTASSIUM		67		
281610 HYDROXIDE/PEROXIDE OF MAGNESUM	4313	25247	1504	19042
281640 STRONTIUM,OXIDE,H-OXIDE,PEROXI	112	941		
281700 ZINC OXIDE;ZINC PEROXIDE	18128	100591	32491	99446
281810 ARTIFICIAL CORUNDUM NOT DEFIN		16100	1388	13409
281820 ALUMINIUM OXIDE O/T ARTIFICIAL	13963	120121	18445	74161
281830 ALUMINIUM HYDROXIDE	50884	201015	45043	225194
281910 CHROMIUM TRIOXIDE	11385	66514	12816	51504
281990 OTH,CHROMIUM OXIDES&HYDROXIDE		5266	2474	11078
282010 MANGANESE DIOXIDE	3485	7375	4236	13830

Contd.

10.11 Imports by Economic Categories (Detail)

(In Thousand Rupees)

ITEMS	DECEMBER, 2014	FROM JULY, 2014	DECEMBER, 2013	FROM JULY, 2013
282090 OTHER, MANGANESE OXIDES	104	16300		826
282110 IRON OXIDES AND HYDROXIDES	46740	265062	27426	160066
282200 COBALT OXIDE & HYDROXIDE	3755	28355	4351	35400
282300 TITANIUM OXIDES.	24012	145892	23800	131350
282410 LEAD MONOXIDE(LITHARGE,MASICOT	772	5902		6490
282490 OTHER, LEAD OXIDES		837		807
282510 HYDRAZINE, YDROXYLAMINE SALT	1	33670	5745	38276
282520 LITHIUM OXIDE AND HYDROXIDE	4834	6180		7393
282530 VANADIUM OXIDES AND HYDROXIDES	3728	6365	18525	34820
282540 NICKEL OXIDES AND HYDROXIDES				1969
282550 COPPER OXIDES AND HYDROXIDES	4	610		11615
282560 GERMANIUM OXID/ZIRCONIUMDIOXID		2		
282570 MOLYBDENUM OXIDES/DIOXIDES		439	17	17
282580 ANTIMONY OXIDES	17539	36400	27641	57091
282590 OTH INORGANIC BASE/METAL OXIDE	12245	22137	1606	9915
282619 OTHER, FLOURIDES		18652	3419	9365
282630 SODIUM HEXAFLOROALUMINATE		98		2078
282690 OTHER, COMPLEX FLUORINE SALTS	4	3684	292	5754
282710 AMMONIUM CHLORIDE	5459	31757	7224	32816
282720 CALCIUM CHLORIDE	2646	45012	1719	10316
282731 CHLORIDES OF MAGNESIUM	5543	16071	1630	10232
282732 CHLORIDES OF ALUMINIUM	37038	39111	1377	2393
282735 CHLORIDES OF NICKEL	2612	10211	929	7434
282739 OTHER CHLORIDES:	5566	78448	16923	35168
282741 CHLORIDE OXIDE/HYDROXIDE COPER		298		
282749 OTH CHLORIDE OXIDE/HYDROXIDES		541		192
282751 SODIUM POTASIUM BROMOMIDES	184	2258		675
282759 OTH BROMIDE/BROMIDE OXIDE	1331	11568		6618
282760 IODIDES AND IODIDE OXIDES	41	13027	3450	10476
282810 COM CAL HYP (BLEACHING POWDER)	6	8		957
282890 OTH HYPOCHLORITES/HYPOBROMITES	6618	29909	2281	11614
282911 CHLORATES OF SODIUM	2681	17663	2743	5444
282919 OTH CHLORATES/PERCHLORATES	46737	267227	46003	276410
282990 OTH BROMATES/PERBROMATE/IODATE	1840	42153	84	2058
283010 SODIUM SULPHIDES	44283	632276	29669	400743
283090 OTH, SULPHIDES, POLYSULPHIDES	72	2849	162	8955
283110 SODIUM DITHIONITE, SULPHOXYLATE	84792	620062	92952	463664
283190 OTH DITHIONITE & SULPHOXYLATE	21456	297712	23571	303029
283210 SODIUM SULPHITES(NEUTRAL)	22015	213753	16752	156784
283220 OTHER SULPHITES		7115		1385
283230 THIOSULPHATES	14	6642	2813	5802
283311 DISODIUM SULPHATE	117745	745825	93885	423684
283319 OTHER SODIUM SULPHATES	9242	26656	1547	11850
283321 MAGNESIUM SULPHATE(EPSON SLATE	1115	9342	1845	4302
283322 SULPHATES OF ALUMINIUM	7656	41644	6356	31829
283324 SULPHATES OF NICKLE	5030	23813		34858
283325 SULPHATES OF COPPER	61	58015	8210	64548
283327 SULPHATES OF BARIUM	4836	27987	4898	32366
283329 OTHER SULPHATES	66799	669355	23596	427891
283330 ALUMS	29	383		668
283340 PEROXOSULPHATES(PERSULPHATES)	3696	19211	9207	28036
283410 NITRITES	1345	35572	1969	26293
283421 NITRATES OF POTASSIUM	9118	38608	9086	37683
283429 OTHER, NITRATES	7223	30658	12712	37399
283510 PHOSPHINATES & PHOSPHONATES	5195	26918	8229	27731
283522 PHOSPHATES OF MONO-OR DISODIUM	25961	93410	12016	61542
283524 PHOSPHATES OF POTASSIUM	854	16384	3166	13019
283525 CALCIUM HYDROGEN-ORTHOPHOSPHAT	46925	488330	43574	380460

Contd.

10.11 Imports by Economic Categories (Detail)

(In Thousand Rupees)

ITEMS	DECEMBER, 2014	FROM JULY, 2014	DECEMBER, 2013	FROM JULY, 2013
283526 OTH CALCIUM PHOSPHATE (PURE)	63376	267860	41134	101313
283529 OTHER, PHOSPHATES	2683	36039	2812	17347
283531 SODIUM TRIPHOSPHATE	60688	386071	28178	426970
283539 OTHER, POLYPHOSPHATES	31519	186642	28988	81939
283620 DISODIUM CARBONATE NATURAL	117958	590703	82613	701118
283630 SODIUM HYDROGEN CARBONATE	8448	57524	7401	61507
283640 POTASSIUM CARBONATE	4129	123697	11624	162303
283650 CALCIUM CARBONATE	8588	94453	11819	63478
283660 BARIUM CARBONATE	1223	65400	26930	72318
283691 LITHIUM CARBONATE		2242		
283692 STRONTIUM CARBONATE	86	160		3
283699 OTHER, CARBONATES	50438	275441	135539	332745
283711 CYANIDES OF SODIUM	21382	57225	5739	34730
283719 OTH CYANIDE/OXIDES		3099	2096	2157
283720 COMPLEX CYANIDES	84	380	66	779
283911 SODIUM METASILICATES	2	7158	1717	8093
283919 OTHER, SILICATES	25	5286	109	11602
283990 OTHER, METAL SILICATE	8487	29369	7723	16878
284011 SODIUM TETRABORATE ANHYDROUS		412		
284019 OTH DISODIUM TETRABORAT(REFINE	25921	94256	22331	64804
284020 OTHER, BORATES	107	696	2547	8097
284030 PEROXOBORATES (PERBORATES)		729	7401	36532
284130 SODIUM DICHROMATE	56447	194686	68503	201877
284150 OTH CHROMATE DI/PER CHROMATES	24	7671		7477
284161 POTASSIUM PERMANGANATE	32	8052		16446
284170 MOLYBDATES	641	2677	135	2416
284180 TUNGSTATES (WOLFRAMATES)		4		
284190 OTH,SALT OXOMETALIC/PEROX ACID	19	2809	1502	3635
284210 DOUBLE OR COMPLEX SILICATES.	16462	92499	2866	42512
284290 OTHER SALTS OF INORGANIC ACIDS	629	4777	1165	14040
284310 COLLOIDAL PRECIOUS METALS		92		
284321 SILVER NITRATE.	19	1851	28	703
284329 OTHER,SILVER COMPOUNDS	610	7686		2884
284330 GOLD COMPOUNDS.	29	263		124
284390 OTHER COMPOUNDS,AMALGAMS	18	1311	1513	5144
284410 NATURAL URANIUM,ITS COMP ALLOY	100	448		
284430 URANIUM DEPLET THORIUM IT COMP				30
284440 RADIOACTIVE EL/ISOTOP COMP ALY	15355	68434	44567	141508
284450 SPENT FUEL EL NUCLEAR REACTOR		653		
284590 OTH ISOTOPES & THEIR COMPOUNDS		248		
284610 CERIUM COMPOUNDS.	1	120		898
284690 OTH RARE EARTH METAL COMPOUNDS	56	99		322
284700 HYDROGEN PEROXIDE SO-WITH UREA	55670	165988	33920	266536
284800 PHOSPHIDES,CHEMICALLY DEFINED				2194
284910 CALCIUM CARBIDES	74226	382088	40958	263524
284920 SILICON CARBIDE	1871	16236	1077	6313
284990 OTHER CARBIDE	289	372		65
285000 HYDRIDE,NITRIDE,AZIDE,BRMD ETC	21	1837	564	1062
285210 INORG/ORGANIC COMP OF MERCURY	2109	9608	72	5976
285290 OTH INORG/ORGA COMP-MERCURY	1024	1932	3178	3723
285300 OTH INORGANIC COPM AMALGAMS	205	1661	880	3531
290899 OTH SULPHONATED DER OF PHENOLS	11672	42576	442	25913
290911 DIETHYL ETHER		227		185
290919 OTHER, ACYLIC ETHER	3304	17857	9232	23977
290920 CYCLANIC,CYC ETHER HALOGEN DER	213	428		957
290930 AROMATIC ETHER HALOGEN SULPH'T	9792	50048	17089	48532
290941 2,2-OXYDIETHANOL(DIETHYL GLYCL	77341	426313	79536	322163
290943 MONOBUTYL ETHER,ETHYLEN GLYCOL	689	62301	12257	72578

Contd.

10.11 Imports by Economic Categories (Detail)

(In Thousand Rupees)

ITEMS	DECEMBER, 2014	FROM JULY, 2014	DECEMBER, 2013	FROM JULY, 2013
290944 MONOALKYL ETHER,ETHYLEN,GLYCOL	18336	185935	30663	193808
290949 OTH,ETHERS THEIR DERIVATIVES	39995	173661	22217	113835
290950 ETHER-PHENOLS,ETHERALCH PHENOL	5294	19517	3600	10199
290960 ALCH PEROXID,ETH PEROXID,KETON	10635	142671	27322	108752
291010 OXIRANE (ETHYLENE OXIDE)	1102	7871	51	5116
291030 1-CHLORO-2,3-EPOXYPROPANE	4900	28019	2746	13451
291090 OTH,EPOXIDE,EPOXYALCH,EPOXYPHL	2046	4888	404	4287
291100 ACETAL HEM/ACETAL,OXYFUNC HEL		141		
291211 METHANE WITHOUT OTH OXYGN FUNC	22	4317	1003	4061
291212 ETHANE WITHOUT OTH OXYGEN FUNC	275	821		734
291219 OTH,ACYCLIC ALDEHYD W/O OTHOXY	9503	83340	6522	70101
291221 BENZALDEHYDE W/O OTH OXY FUNC	170	170		411
291229 OTH CYCLIC ALDEHYD W/O OXY FUN	3560	26255	2181	22497
291241 VANILLIN(4-HYDROXY-3-METHOXYBZ	5321	35987		36319
291242 ETHYLVANILIN(3-ETHOXY-4HYDROXY	7198	14492	758	19336
291249 OTH ALDEHYDE-ETHER/PHENOL/OXYG	143	2160		620
291250 CYCLIC POLYMERS OF ALDEHYES				196
291260 PARAFORMALDEHYDE	3065	35058	5147	15448
291300 HALOGEN,SULPHONAT,NITRAT DERV	11	17	9	12
291411 ACETONE	7547	55372	3818	56978
291412 BUTANONE(METHYL ETHYL KETONE)	80527	288095	9655	239994
291413 4-METHYLPENTAN-2-ONE	10043	20769	3172	10285
291419 OTH,ACYCLIC KETONE W-OUT OXY-F	38	510	278	1179
291422 CYCLOHEXANONE,METHYLCYCLOHEXON	4996	99749	24676	71412
291423 IONONES AND METHYLIONONES		2613	2492	5940
291429 OTH,CYCLANIC ETC W/O OTHOXYGN	817	9196	4057	17459
291439 OTH,AROMATIC KETONE W/O OXYGEN	1118	1846	788	1680
291440 KETONE-ALCOHOL KETONE-ALDEHYDE	8843	41935	15607	63325
291450 KETONE-PHENOL/KETONE W/O OXYGN	3	11481	1317	15758
291461 ANTHRAQUINONE		499		3551
291469 OTHER QUINONES	13512	32629	2522	22052
291470 HALGENATDED,SULPHONATED,DERIVA	5	3162	3041	5879
291899 OTH INDREDIENTS FOR PESTICIDES	40858	257136	39709	256986
291990 OTH PHOSPHORIC ESTER/SALT/DERI	6517	50198	14107	55240
292090 OTH ESTER OTH INORGANIC ACID	8845	57056	7876	60470
292111 METHYLAMINE,DI/TRI & ITS SALT	6491	51109	2742	42151
292119 OTH ACYCLIC MONOAMIN/DERV/SALT	4218	20230	2511	13158
292121 ETHYLENEDIAMINE AND ITS SALTS	3713	40552	5619	23894
292122 HEXAMETHYLENEDIAMINE/ITS SALTS		2816		5497
292129 OTH ACYCLIC POLYAMIN/DERV/SALT	1865	15673	9358	21260
292130 CY-CLANIC,LENIC LOTERPENI/SALT	7084	24576	3372	36344
292141 ANILINE AND ITS SALTS	6079	21569	343	9448
292142 ANILINE DERIVATIVES/ITS SALT	27597	175607	26741	148218
292143 TOLUIDINE/ITS DERIVATIV/SALT	5413	18134	8750	27655
292145 1,2-NAPHTHYAMINE/ITS DERIVATE	4159	15275	17021	76359
292149 OTH,AROMATIC MONOAMIN DER/SALT	7704	192661	52693	200730
292151 O,M,P-PHENYLENE,DIAMINE SALT	32203	159802	25020	183938
292159 OTH AROMATIC POLYAMIN DER/SALT	12830	95669	1541	49517
292211 MONOETHANOLAMINE AND ITS SALTS	514	39203	5651	28790
292212 DIETHANOLAMINE AND ITS SALTS	3316	23068	3563	37774
292213 TRIETHANOLAMINE AND ITS SALTS	215	10192	5975	29159
292219 OTH AMINO-ALCH ETHER/ESTR/SALT	340134	916891	68206	473421
292221 AMINOHYDROXYNEPHLENE ACID/SALT	31373	129831	70551	171213
292229 OTH AMINO NAPTHOL/PHENOL ETHER	36406	438534	93823	352987
292239 OTH AMINO ALDEHYDES	9522	19908	1198	10283
292241 LYSINE/ITS ESTER SALT THEREOF	233361	1496400	266417	1672300
292242 GLUTAMIC ACID AND ITS SALTS	77420	953220	171880	856082
292249 OTH AMINOACID/ESTER O/T OXYFUN	259913	1443346	262325	1306812

Contd.

10.11 Imports by Economic Categories (Detail)

(In Thousand Rupees)

ITEMS	DECEMBER, 2014	FROM JULY, 2014	DECEMBER, 2013	FROM JULY, 2013
292250 AMINO-ALCHL/ACIDPHENOL/IT COMP	103273	654574	68767	526876
292310 CHOLINE AND ITS SALTS	1100	14097		10806
292320 LECITHIN/OTH PHOSPHOAMINOLIPID	18338	83154	12606	63830
292390 OTH QU-AMMONIUM SALT/HYDROXID	45276	347727	14585	258404
292412 FLUOROACETAMIDE(ISO)MONOCROTO		354		340
292419 OTH AMIDE COMP,CARBONIC ACID	42513	419619	50832	298651
292421 UREINES/DERIV/SALT THEREOF	2645	49090		46486
292424 ETHINAMATE (INN)		709		
292429 OTH CYCLIC AMIDE DERIV/SALTS	247769	966424	230338	1098574
292511 SACCHARIN AND ITS SALTS	30483	131084	16089	99090
292519 OTH IMIDE/DERIV/SALT THROF	6471	16917	7709	18346
292529 DIPHENYL-GUANIDINE	58941	263669	31818	225649
292610 ACRYLONITRILE		6342		2912
292620 1-CYANOANIDINE(DICYANDIAMIDE	1597	40187	4667	27795
292690 OTH,NITRILE-FUNCTION COMPOUNDS	327317	1775068	468974	1355457
292700 DIAZO-,AZO-/AZOXY-COMPOUNDS	27187	120632	14382	92175
292800 ORGANIC DERV,HYDRAZIN/HYDOXY	14838	43262	5677	26849
292910 ISOCYANATES W-NITROGEN FUNCTIO	540843	1863651	218189	1442195
350790 OTH ENZYMES/PREP ENZYMES	162963	1040359	178758	1163110
360200 PREP EXPLOSIVE O/T POWDER		11046		422
381590 OTHER CATALYTIC PREPARATIONS	23735	237836	26595	228714
401039 TRANS SYS.BELT OTH 150-198 CM	24017	108904	24714	104367
401110 NEW PNEUM TYRES FOR MOTOR CARS	178031	1128174	140593	945308
401120 NEW PNEUM TYRES FOR BUS/LORRY	1615602	11942257	2212966	9614258
401130 NEW PNEUM TYRES RUB AIRCRAFTS	4877	83142	9064	33661
401140 NEW PNEUM TYRE RUBB MOTORCYCLE	12306	46374	10173	58090
401150 NEW PNEUM TYRE RUBB BICYCLES	3607	22651	9119	24698
401161 TYRE AGRICULTURE VEH/MACHINE	140741	759751	100181	504242
401162 TYRE INDUSTRIAL VEH=61 CMS		376		
401163 TYRE INDUST/CONS VEH>61 CMS		9460	2010	5022
401169 OTHER TYRE HERRING BONE	2046	2301		296
401192 OTHER TYRE AGRICULTURE/MACH	383	685		8282
401193 OTH TYRE INDUSTRIAL VEH=61 CM	4366	12811	4166	9477
401194 OTH TYRE INDUSTRIAL VEH>61 CM		2977	8897	60793
401199 OTH TYRE NEW PNEUMATIC RUBBER	80369	354715	36348	145896
401212 RETREATED TYRE FOR BUSES/LORRY		159		703
401213 RETREATED TYRE FOR AIRCRAFTS	6124	13275		44578
401219 OTHER RETREATED TYRE OF RUBBER		19	98	98
401290 OTH USED PNEUMATIC TYRE RUBBER	4981	25747	1577	24884
401310 INNER TUBES,OF MOTOR CAR/BUSES	9134	86063	7210	89091
401320 INNER TUBES FOR BICYCLES	1919	21970	7757	28723
420340 OTHER CLOTHING ACCESSORIES	9812	153110	36443	276343
440290 OTH WOOD CHARCOAL NOT AGGLOMER		7111	1661	7051
440500 WOOD WOOL;WOOD FLOUR.	19	19		2395
440690 OTH RAILWAY SLEEPERS OF WOOD		3020		
440710 CONIFEROUS WOOD SPECI SAW/CHIP	749	3295		2727
440725 TROPICAL WOOD DARK RED MERANTI	32280	126276	16954	66056
440726 TROPICAL WOOD WHITE LAUAN ECC	26753	123016	16805	84014
440727 SAPELLI				6210
440729 OTH TROPICAL WOOD NON-CONF SAW	367097	2304450	272830	1531561
440791 OAK WOOD,SWAN/CHIPPED LEN WISE	4887	6376	1268	6548
440792 BEECH WOOD SWAN/CHIPPED L/WISE	8993	75459	12200	70292
440793 OTH TROPICAL WOOD OF MAPLE				8473
440795 OTH TROPICAL WOOD OF ASH	54982	377493	35628	163890
440890 OTH.LAMINAT WOOD SAWN.SLICED6M	13193	69563	18179	79583
440921 WOOD NON-CONIFEROUS OF BAMBOO		709		
441700 TOOLS/BODIES/HANDLE OF WOOD	8	2550	638	1222
441810 WINDOWS FRENCH WINDOWS & FRAME		20		2272

Contd.

10.11 Imports by Economic Categories (Detail)

(In Thousand Rupees)

ITEMS	DECEMBER, 2014	FROM JULY, 2014	DECEMBER, 2013	FROM JULY, 2013
441820 DOORS FRAMES AND THERSHOLDS	1803	58388	10498	36365
441840 SHUTTERING FOR CONCRETE C/WORK		13693		
441872 OTH MULTILAYER FLOORING PANELS		1382		
441879 OTH ASSEMBLED FLOORING PANELS	82	530		103
551694 W-FAB ART FIB<85%WT O/FIB PTIN	271817	2857999	228363	717209
560121 OTH ARTICLES OF COTTON WADDING	1935	7851	2025	5790
560122 OTH WADDING OF MAN-MADE FIBRES	237	1980	437	20269
560129 OTHER, WADDING ARTICLES	2130	17498	1676	22799
560600 GIMPED YARN,AND STRIP AND LIVE	40616	227392	32114	157233
560721 BINDER/BALER TWINE OF SISAL	1163	6031		2318
560729 OTH,TWINE,CORDAGE,ROPE&CABLE	163	11914	1733	19658
560741 BINDER/BALER TWINE OF POLYTHNE	1562	21847	3615	21614
560749 OTH TWINE,CORDAGE,ROP,CAB POLY	8912	51788	8077	35937
560750 TWINE,CORDAGE,ROPE,OTH SYN FIB	4850	35402	4395	20317
560790 OTH,TWINE,CORDAGE,ROPE & CABLE	1288	20727	2612	19575
560811 FISHING NETS MAN-MADE TEX MAT	44051	287255	38312	157253
560819 OTH, MADE UP NETS OF TEX MAT	10743	65111	5674	33985
560890 OTH,NOTTED NETS/NETTING ROPE	6266	28938	559	12244
591000 TRANSMISON CONYOR BELT TEX MAT	11917	91682	12797	91560
591110 TEX FAB,FELT & FELT-LINED FAB.	18288	124447	16865	107928
591120 BOLTING CLOTH,WHET/NOT MADE UP	2258	17648	3851	16172
591131 TEX FAB & FELTS,< 650G/SQM .	5559	26737	6632	60492
591132 TEX FAB & FELTS,>O650G/SQM .	18337	214842	46659	167190
591140 STRAINING CLOTH USEDOIL PRESS		556	38	299
670490 WIGS,BEARD,EYE-BROW OF OTH MAT	73	689	690	858
680100 ARTICLE OF STONE PLAS CEMET		1811		23
680210 TILES CUBES AND SIMILAR ARTICL	647	3054		2
680221 OTH MONUMENTAL BUILD STONE/ART	19756	131162	16440	97879
680223 GRANITE	93243	614513	81876	377954
680229 OTHER STONE		1902		677
680291 OTH MARBL TRAVERTIN&ALABASTER	61	4057	1573	4798
680293 OTHER GRANITE	42375	58264	1433	5496
680299 OTHER STONE	6100	6364		2343
680690 OTH ARTICLE OF HEAT INSULATING	10652	39489	4658	19478
680710 ARTICLE OF ASPHALT IN ROLL	1030	6083		1377
680790 OTH ARTICLE OF ASPHALT MATERL		4504		770
681099 OTH ARTICLE OF CEMENT	57	4777	294	4785
681140 ARTICLES CONTAINING ASBESTOS				22
681182 O-SHT,PANEL,TILES,NOT CON ASBE	527	17809	4936	48058
681599 OTH ARTICLE OF STONE OTH MINRL	2919	30477	13941	30489
690100 BRICK , TILE OF SILI FOSSIL	471	3017		214
690210 REF BRICK,TILE>50%MG,CA	172345	777597	105152	998741
690220 CERAMIC>50%SILICA,ALUM	7694	124215	21161	76305
690390 OTH REFRACTORY CERAMIC GOODS	22020	85756	5584	52004
690410 CERAMIC BUILDING BRICKS		1104		
690490 OTH C/FLOORING BLOCKS F/TILE		3221	1186	2085
690510 ROOFING TILES		298		
690590 OTH CHIMNEY-POTS,COWLS,ETC.		7214		73
690600 CERAMIC PIPES CONDUITS&FITING	90	3359	45	1453
690710 TILES CUBES ETC W/N RECT<7CM	4016	48537	71744	208418
690790 OTH,UNGLAZED CERAMICS	400503	2677065	228036	1209317
690810 TILES CUBES AND SIMILAR ARTICL	6388	26431	188	5510
691490 OTH CERAMIC ARTICLES O/TH PORN	248	58941	411	1135
700100 CULLET AND OTH WAST&SCRAP,GLAS	650	2018		157
700210 BALLS IN GLASS UNWORKED	2020	19334	4406	9102
700220 RODS IN GLASS UNWORKED		565		24
700231 TUBE,FUSED QUARTZ/SILICA,UNWOR	21	188		716
700232 TUBE OF OTH GLASS UNWORKED		414		146

Contd.

10.11 Imports by Economic Categories (Detail)

(In Thousand Rupees)

ITEMS	DECEMBER, 2014	FROM JULY, 2014	DECEMBER, 2013	FROM JULY, 2013
700239 OTHER, TUBES IN GLASS	56258	267880	51252	267291
700312 NON-WIRED SHEETS COLOURED,FLAS	27891	93653	9913	46844
700319 OTH NON WIRED SHEETS OF GLASS	14025	74386	11845	61597
700320 WIRED SHEETS GLASS		5243	2736	6750
700330 PROFILES OF GLASS		28		
700490 OTHER GLASS	7176	62336	2113	7298
700510 NON-WIRED GLASS HAVE ABSORBENT	20106	81689	18986	167309
700521 NON-WIRED GLASS COLOURED,OP/FE	5775	52165	14987	98484
700529 OTHER, NON-WIRED GLASS	54225	94842	13555	52890
700530 WIRED GLASS	337	337		
700600 GLASS BENT, EDGE-H-70.03,04,05	7548	16286	43	4559
700711 THOUGHENED SAFTY GLASS FOR VES	18792	132246	18445	118160
700719 OTH THOUGHENED SAFTY GLASS	28921	127352	22868	33080
700721 LAMINATED SAFTY GLASS VEH/VESL	8793	89404	9761	89191
700729 OTHER, LIMINATED SAFETY GLASS	48373	111708	2693	69418
701090 OTH CARBOYS BOTT,FLASK,JAR,POT	78960	466433	62331	391875
701110 FOR ELECTRIC LIGHTING	7060	13272	2120	4043
701400 SIGNALLING GL-WARE,OPTCAL ELEM	998	37164	1265	4385
701510 GLASS FOR CORRECTIVE SPECTACLE		1219		
701610 GLASS CUBES/OTH SMALLWARE	3957	32065	3170	28314
701919 OTH YARN OF GLASS FIBRE/THREAD	97	13095	5440	21415
701931 GLASS MATS	43730	192750	38453	156816
701932 THIN SHEETS (VOILES)	1426	179113	11925	206229
701959 OTH WOVEN FABRICS	1740	35190	6418	26591
710210 UNSORTED, (ROUGH) DIAMONDS		2901		2418
710490 OTH SYN/RECONSTI SEM/PRE STONE		8704		
710510 DUST AND POWDER OF DIAMONDS			6	6
711890 OTHER COIN	106	331	2	56
720110 NON-ALLOY PIG IRON<0.5% PHOSP	97773	327637	24935	290234
720120 NON-ALLOY PIG IRON>0.5% PHOSP		12918		100216
720211 FERRO-MANGANESE CONT 2% CARBON	34380	411035	41524	282708
720219 OTH FERRO-MANGANESE	1468	37374	10706	66761
720221 FERRO-SLICON CONT >55% SILICON	89222	393938	5596	196595
720229 OTH FERRO-SILICON	4493	40654		26961
720230 FERRO-SILICO-MANGANESE	218872	1027924	112061	829083
720241 FERRO-CHROMIUM CONT >4% CARBON	4320	15739		10477
720249 OTH FERRO-CHROMIUM	1261	18281	724	6076
720270 FERRO-MOLYBDENUM	832	5446	158	8177
720280 FERRO-TUNGSTEN&FERRO-SIL-TUNGS		1530		1733
720293 FERRO-NIOBIUM		671		
720299 OTHER FERRO-ALLOYS		5435	55	3239
720310 FEROUS PROD BY DIR RUD IRONORE		629		69448
720390 OTH FERROUS PRODUCTS		12	10141	31086
720410 WASTE/SCRAP OF CAST IRON	6549	65002	5875	23212
720421 WASTE/SCRAP OF STAINLESS STEEL	31643	190436	86298	302595
720429 WASTE/SCRAP OF OTH ALLOY STEEL	493	1252	77	2980
720430 WASTE/SCRAP TINNED IRON/STL	383786	2038622	513380	2130527
720441 TURNING,SHAVING,MILLING WASTE	3392754	20003129	1405841	11834263
720449 OTHER FERROUS WASTE AND SCRAP	5446215	29746747	3999221	23330114
720510 GRANULES OF PIG IRON	2736	27756	1902	14278
720529 OTH POWDER PIG IRON&SP IRON/ST	5323	26552	1299	13097
720610 INGOTS OF IRON ON STEEL.				34
720690 OTHPRIM FORM (EXCL H-72.03)	2741	2741		
720711 CONT 0.25% CARBON,IRON/N-ALY/S	1349989	2806441		
720712 OTH RECTANGULAR CROSS SECT I/S	2683	3710		
721790 OTH WIRE OF IRON/NON-ALOY-STEL	32107	174105	51326	175971
722300 WIRE OF STAINLESS STEEL	9953	81865	14322	82312
722410 INGOTS OTH PRI-FORM OTH A/STEL	1180	1180		

Contd.

10.11 Imports by Economic Categories (Detail)

(In Thousand Rupees)

ITEMS	DECEMBER, 2014	FROM JULY, 2014	DECEMBER, 2013	FROM JULY, 2013
732599 OTH CAST ARTI OF I/S NES	14815	68600	3756	41959
732611 GRIND BALL&SIMI ARTI FOR MILLS				21248
732690 OTH ARTICLES OF IRON & STEEL	192305	1772743	241331	1947686
740200 UN-REFINED CODDER, COPP ANODES		840	5762	6534
740311 REFINED COPPER,CATHODES&SECTIN	518748	3997240	637487	3772128
740312 REFINED COPPER WIRE-BARS		149		
740319 OTHER, REFINED COPPER	4797	12407	6367	25013
740321 COPPER-ZINC BASE ALLOYS(BRASS)		15		9699
740322 COPPER-TIN BASE ALLOY (BRONZE)	3908	17537		798
740329 OTH COPPER ALLOYS(OT H-74.05)	454	3200	879	1850
740400 COPPER WASTE AND SCRAP	84549	443862	30996	209401
741999 OTHER, ARTICLES OF COPPER	632	33168	900	17423
750210 NICKEL, NOT ALLOYED	50225	351619	95650	441024
750220 NICKEL ALLOYS		141		293
750890 OTHER, ARTICLES OF NICKLES	66852	355986	67967	363233
760110 ALUMINIUM, NOT ALLOYED	391727	1757738	419004	1366024
760120 ALUMINIUM ALLOYS	203498	860417	148307	838123
761699 OTHER,ARTICLES OF ALUMINUM	361832	832850	54090	273500
780110 REFINED UN-WROUGHT LEAD	595458	4676735	582786	4228279
780191 OTH UNWROUGHT LEAD CON ANTIMON			23924	219794
780199 OTH UNREFIND LEAD&LEAD ALLOYED	8603	88393	949	55146
780600 OTHER ARTICLES OF LEAD.	3346	18005	1791	16662
790111 ZINC NOT ALLOYED WT=>99.99%	153708	541200	121643	494313
790112 ZINC NOT ALLOYED WT < 99.99%		675141	319056	942212
790120 ZINC ALLOYS	21972	173405	17167	129587
790700 OTHER ARTICLES OF ZINC.	8820	65448	6476	42163
800110 TIN, NOT ALLOYED	22428	307875	25627	98917
800120 TIN ALLOYS		2867		594
800700 OTHER ARTICLES OF TIN		96	22	134
810196 OTHER WIRE OF TUNGSTEN		5465		26
810199 OTHER ARTICLES OF TUNGSTEN		959	86	676
810296 OTHER MOLYBDENUM WIRE	247	724		1512
810299 OTH MOLYBDENUM AND ARTICLES				253
810411 UNWROUGHT MAGNESIUM BY WT99.8%	591	4811	624	8848
810419 OTH ARTICL UNWROUHT MAGNESIUM		446		186
810490 OTHER ARTICLE OF MAGNESIUM		2156		85
810520 COBALT MATTES& OTH PRODUCTS			1507	1569
810590 OTH INTERMEDIATE PRO OF COBALT	13220	60721	12319	36831
810600 BISMUTH&ATICL INCL WASTE,SCRAP			693	693
810720 UNWROUGHT CADMIUM POWDER	4750	4750		
810790 OTH CADMIUM,WROUGHT & ARTICLES	23	427		
810820 UNWROUGHT TITANIUM POWDER			3	3
810890 OTH TITANIUM WROUGHT&ARTICLES	11811	421781	45654	418159
810990 OTH ZIRCONIUM AND ARTICLES		1435		391
811010 UNWROUGHT ANTIMONY POWDER	45637	389126	57455	380344
811100 MANGANES&ARTCL INC WASTE&SCRAP	4744	23759		6048
811221 CHROMIUM UNWROUGHT POWDER				689
811229 OTH UNWROUG CHROMIUM INCL WAST	97	293	103	4248
811259 OTH THALIUM UNWROUGH INCL WAST				150
811299 OTH BASE METAL UNWROUGH&ARTICL		34		42
961900 SANITARY TOWEL&TAMPON&SIMILAR	1460837	6430061	1269868	4463662
3. CAPITAL GOODS TOTAL	109827837	598205662	91007448*	504770178
10611 MAMMALS				180
10612 WHALES, DOLPHINES & PERPOISES			3083	3083
10614 RABBITS AND HARES		20		
10619 OTHER MAMMALS	9687	11452	69	1623
10620 RAPTILES (INCL.SNAKES&TURTLES)		1153	12	12

Contd.

10.11 Imports by Economic Categories (Detail)

(In Thousand Rupees)

ITEMS	DECEMBER, 2014	FROM JULY, 2014	DECEMBER, 2013	FROM JULY, 2013
10631 BIRDS OF PREY	108	447	19	273
10632 PSITTACIFORMES(INCL.PARROTS)	10466	50112	14003	39663
10639 OTHER BIRDS	694	1937	32	555
10641 INSECTS		3632		3428
10690 OTHER LIVES ANIMALS	2483	11966	2474	11936
621790 PARTS OF GAR/CLOTH ACCESSORI	488	4995	385	7091
680410 MILL STONE AND GRIND STON MIL	21467	132292	27411	124894
680421 OTH MILLSTONE OF AGGLOMER SYNT	9193	43948	4576	45271
680422 MILL STONE AND GRIND STONE/OTH	75680	424085	79724	372432
680423 OTH MILLSTONE OF NATURAL STONE	3036	20570	4480	17953
680430 HAND SHARPENING POLISH STONE	760	7195	792	5316
680510 BASE OF WOVEN TEXTILE FABRICS	17431	204832	59791	106394
680520 ON BASE OF PAPER OR PAPERBOARD	12426	96504	22209	103942
680530 ON BASE OF OTHER MATERIALS	5625	83392	24536	96569
680610 SLAG WOOL ROCKWOOL MINERAL WOL	10872	155842	3152	21994
680620 EXFOLIATED VERMICULITE EXPEND	92	5557		845
680800 PANELS,BOARDS,TILES BLOCKS ETC	2260	6909		11024
680911 BOARDS,SHEETS,PANELS,TILES ETC	4828	39884	8485	29548
680919 OTH BOARDS,SHEETS,PANELS OF PL	1194	6503	1992	6139
680990 OTH ARTICLE OF PLASTICS	1972	4933		118
681011 BUILD BLOCK,BRICK OF CEMENT		161		
681019 OTH ARTICLE TILE,FLAGSTONE ETC	1702	15518	712	3130
681091 PREFABRICAT STRUCTURAL COMPONT		86713		
681189 OTH ARTICLES NOT CON ASBESTOES		6449		
681291 CLOTHING ACCE OF ASBESTOES FIB		16		986
681292 PAPER MILLBOARD FELT ASBET FIBR		67		98
681293 COMPRESSD ASBESTOS FIB JOINING	6650	57583	12076	33457
681299 O-ARTI OF FABRICA ASBESTOS FIB	2557	16699	3344	17500
681320 FRICTION MATERIA CON ASBESTOES	12302	97906	15075	51946
681381 BRAKE LININGS&PADS VEH-H-8711	20285	159885	41863	94440
681389 O-BRAKE LINE&PADS NOT CON ASBE	2081	29893	4162	19954
681410 PLATES,SHEETS STRIPS OF AGLOM	612	4083	1372	1817
681490 OTH, ARTICLES OF MICA	581	3846	180	2567
681510 NON ELETICAL OF GRAPHITE	8460	59532	13568	52495
681520 ARTICLE OF PEAT OTH ARTICLE	34	526		7
681591 CONTAIN MAGNESTIC DOLOMITE/CHR				6
690290 OTH REFERECTORY BRIK/BLOK TILE	666	67610		61048
690310 CERAMIC CON>50% GRAPHITE,CARB	8093	45336	2558	39835
690320 COLD TUNDISH LINING SLIDE GATE	22271	129354	19286	100498
690890 OTH GLAZED CERAMICS WALLTILES	718458	3142366	447024	2271679
690911 LAB CERM WARE PORCELAIN/CHINA	416	1077		1415
690912 LAB CERM WARE HARD>9 MOH.SCALE		98		37
690919 LAB CERAMIC WARE CHM/TECH USE	2419	24553	520	8060
690990 OTH CERAMIC WARES AND SIMILARS	357	5981	537	753
691010 CERAMIC SINK,ETC.FIXT PORCELIN	44621	282919	45575	250607
691390 OTH STATUTTES, ORNAMENT	116	949	69	200
691410 OTH CERAMIC ARTICLES OF PORCEL		295	21	75
710700 BASE METALS CLAD WITH SILVER		38		
710812 OTH UNWROUGH(GOLD)NON-MONTERY	249906	1163932	2319244	16406358
710820 MONETARY (GOLD)		21946	462571	20087203
711100 BASE-M-SILVER/GOLD,CLAD PLTNM		226		180
711810 COIN (O/T GOLD),NOT LEGAL TEND	18	18		
720720 CONT 0.25% MORE OF CARBON I/ST	54983	535783	26217	433720
720810 COILS, I/N-A-STEL-HOT ROLLED	121436	402701	42302	551045
720825 OTH C-HR-I/N-A-STL TH>4.75 MM	2529	41661	180203	969661
720826 OTH C-HR-I/N-A-STLTH=3-4.75MM	435	22413	7700	37011
720827 OTH C-HR-I/N-A-STL TH<3 MM	1376	222960	10231	894157
720836 OTH C-HR-I/N-A-STL TH>10 MM	19591	244350	1808	2562

Contd.

10.11 Imports by Economic Categories (Detail)

(In Thousand Rupees)

ITEMS	DECEMBER, 2014	FROM JULY, 2014	DECEMBER, 2013	FROM JULY, 2013
720837 OTH C-HR-I/N-A-STL TH4.75-10MM	17735	183941	11491	265047
720838 OTH C-HR-I/N-A-STL TH 3-4.75MM	439817	1487146	721885	3382392
720839 OTH C-HR-I/N-A-STL TH<3 MM	540832	5571682	1233835	7878614
720840 NOT IN COIL I/S H-ROL W/PATERN		17049		34350
720851 OTH N/COIL I/S H-ROL TH>10 MM	303906	985946	40941	432102
720852 OTH N/COIL I/S H-ROLTH>4.75-10	11094	44784	324577	378689
720853 OTH N/COIL I/S H-ROL TH>3-4.75	12086	56514	50708	92065
720854 OTH C-HR-I/N-A-STL TH<3 MM	4691	47272	4496	29999
720890 OTH FLT-ROL PROD IRON WD>600MM	18275	274065	28046	1083216
720915 IN COIL I/S C-ROL TH 3MM/MORE	66194	393370	132243	436838
720916 IN COIL I/S C-ROL TH > 1 < 3MM	415299	2557383	431437	1496634
720917 IN COIL I/S C-ROL TH>0.5-1MM	454241	1684090	278611	819184
720918 IN COIL I/S C-ROL TH > 0.5 MM	133350	1201375	101883	534126
720925 NOT IN COIL I/S C-ROL TH 3MM/>	2833	9909		1980
720926 NOT IN COIL I/S C-ROL TH>1M<3M	47878	398873	37056	291304
720927 C-ROL I/S TH 0.5 MM TO 1MM	123798	1226946	132414	780320
720928 NOT IN COIL I/S C-ROL TH<0.5MM	4961	57547	3337	17659
720990 OTH FLT ROL PROD I/S WD>600MM	79645	458892	84013	374553
721011 I/STL PLAT/COAT TIN TH-0.5MM/>	364	3190		6429
721012 I/STL PLAT/COAT TIN<0.5MM	413504	2132307	70740	855519
721020 IR/STL PLAT/COAT WITH LEAD	556	2876		
721030 ELECTROLYTICALLY PLAT/COAT ZIN	331866	1983470	231497	1160306
721041 COR F-R PROD I/S ZINC COAT600	7309	17070	4316	52057
721049 OTH F-R PROD I/S COAT ZINC>600	1549508	8297552	1550523	7134945
721050 F-ROL I/ST COAT CHROMIUM OXIDE	21552	469517	36523	346908
721061 I/S PL/COT ALUMINIUM ZINC ALLY	48338	300616	35755	365953
721069 OTH F-ROL PROD I/S PL/COT ALUM		7401		32
721070 FR I/S PAINT/VARN, COATED PLAS	221827	1028122	195723	910007
721090 OTH F-ROL PRD I/NA-ST CLD,COAT	5216	41873	23177	211548
721114 OTH F-ROLL I/S WD<600MMTH>4.75	36476	136321	12611	83452
721119 OTH F-ROLL I/S WD <600MM-CR	12197	65184	11994	55765
721123 F.ROL I/ST CR WT<0.25% CARBON	13214	27404	102	2881
721129 OTH F-ROL PROD C/ROL WD<600MM	14434	79029	16751	41265
721190 OTH F-ROL PROD I/STL WD<600MM	90049	339821	127589	331973
721210 F-ROL PROD I/NA STL PLATE/COAT		255	7314	26870
721220 I/S ELECTROLYTCAL PL/CT W/ZINC	1430	47736	72719	146418
721230 I/STEEL OTH WISE PL/CT W/ZINC	1105	20043	3356	43871
721240 I/STEEL PAIN/VABNI/COT W/PLAST	1835	10061	3876	13582
721250 I/STEEL OTHWISE PLATED/COATED		52966		31896
721260 CLAD,FLAT ROLLED PRODUCT I/STL				39
721310 BARS/RODS HOT/ROL I/S,CON RIBS	9083	59694		68902
721320 BARS/RODS HOT/ROL FREE-CUT STL	53	53		
721391 OTH CIRCULAR C/SEC <14 MM DIA	318870	2063691	167077	811044
721399 OTH BAR/ROD H-ROL IRR-WND-COIL	58348	315984	38373	147099
721410 BAR/RODS IRON NA STEEL FORGED	10618	75940	315	32146
721420 BAR/ROD I/S CON RIBS GROOVES	245264	313257	232	395269
721430 OTH BAR/RODS OT/THAN HEAD72.13	1913	17995	2027	2081
721491 OTH BAR/ROD I/S RETANGULAR C/S				633
721499 OTH BAR/ROD I/S O/THN H-72.13	27762	29693	3781	236581
721510 BARS/RODS FREE CUT STEEL COLD	18845	55003	2568	14112
721550 OTH BAR,ROD COLD-FORMED OF I/S	3579	18781	3790	14537
721590 OTH BAR/RODS,OTH NONALLOY STEL		7238	2174	14975
721610 U,I,H SECTIONS H-ROL HIGH<80MM		1223	2123	8864
721621 L SEC H/ROL HT<80 MM 1/NA STEL		6136	331	2208
721622 T SEC H/ROL HT<80 MM 1/NA STEL		446		2100
721631 U,I OR H SEC H-ROL HT 80M 1/ST	18917	150361	18956	55812
721632 I SECTION	126107	330907	1310	31605
721633 H SECTION	53040	352587	30542	196769

Contd.

10.11 Imports by Economic Categories (Detail)

(In Thousand Rupees)

ITEMS	DECEMBER, 2014	FROM JULY, 2014	DECEMBER, 2013	FROM JULY, 2013
721640 L&T SEC H-ROL HT 80MM OR MORE	455	32543	4322	9836
721650 OTH ANGLE/SHAPE SEC HOT H/ROL		5050		
721661 ANGLE/SHAPE SEC COLD/ROLL	735	1226	3501	3572
721669 OTH ANGLE/SHAPE SEC I/S C-ROLL	1340	5084	208	10291
721691 OTH C/FORM I/ST FLAT ROL PROD		7259		1407
721699 OTH ANGLE/SHAPE SEC IRON/STEEL	384	46948	818	28999
721710 WIRE OF I/S NOT PLATED/COATED	28057	108536	15881	62234
721720 WIRE OF I/S PLATED/COAT W/ZINC	12598	74459	15628	64111
721730 WIRE I/S PLATED/COAT W/O B-MTL	93199	384403	84042	364325
721899 OTH SEMI-FINISHED PRO ST/STEEL		548		280
721911 F/ROL PROD ST/STEEL HR TH>10MM	225	3429	2997	2997
721912 COILS ST/STEL-HR TH>4.75-10MM	2576	28259		18591
721913 COILS ST/STEL-HR TH>3MM-4.75MM		6665		3734
721914 COILS ST/STEL-HR TH>3MM	2639	35574	2965	28185
721921 COILS ST/STEL-HR TH>10MM	967	7298		7911
721922 COILS ST/STEL-HR TH>4.75-10MM		8131	50625	57418
721923 COILS ST/STEL-HR TH>3MM<4.75MM		15480	5147	37775
721924 COILS ST/STEL-HR TH>3MM	2729	34279	4408	14378
721931 COILS ST/STEL-CR-TH >4.75 MM	12402	49839		19078
721932 COILS ST/STEL-CR-TH>3MM-4.75MM	26385	93949		26123
721933 COILS ST/STEL-CR-TH >1MM <3MM	39533	224169	8760	124713
721934 COILS ST/STEL-CR-TH>0.5MM<1MM	80490	341274	54903	277756
721935 COILS ST/STEL-CR-TH >0.5MM	197320	1046841	159879	787237
721990 OTH F/ROL PROD ST/ST WD>600 MM	577370	3078656	579041	2764145
722011 F-ROL ST/STEEL H-ROL TH>4.75MM		1166		1664
722012 F-ROL ST/STEEL H-ROL TH<4.75MM	198	7489	2282	20447
722020 COILS ST/STEEL H.ROLLTH <600MM	59253	346279	95190	305432
722090 OTH F/ROL PROD,ST/ST WD <600MM	29178	74328	15712	59708
722100 BAR/RODS H/ROL IN COIL ST/STEL		1030		373
722211 BAR/ROD ST/ST NFW H/ROL CC/SEC	20152	117520	21591	79701
722219 OTH BAR/ROD ST/ST NFW HOT/DRWN	9417	24488	999	13272
722220 BAR/ROD ST/ST NFW C/FOR,C/FIN	13151	28199	3408	23397
722230 OTH BAR/ROD OF STAINLESS STEEL	7827	68306	18529	58880
722240 ANGLE/SHAPES&SECTION ST/STEEL		11689		2107
722490 OTH SEMI-FIN PROD OTH A/STEEL	440631	2271771		474
722511 GRAIN-ORIENTED SIL-ELEC-STEEL	296974	1203023	43328	432956
722519 OTH F/ROL PROD SIL-ELEC-STEEL	82022	295333	278956	1448993
722530 OTH NFW HOT/ROLLED IN COILS	2315877	11948821	390672	1466865
722540 OTH NFW HOT/ROLLED NOT IN COIL	106839	649285	19375	335330
722550 OTH ALLOY STEEL NOT WORK(RDUC)	21629	158831	43131	123594
722592 FLATROLLED PROD O/W ZINC PLATE	11327	13116		370
722599 OTH F/ROL PROD OTH ALLOY STEEL	228867	898119	206461	1023871
722611 GRAIN-ORIENTED SILICON ELEC ST		6368	37244	119714
722619 OTH FLAT ROLL/PROD SILICON E/S		1046		
722620 FLAT/ROL PROD HIGH SPEED STEL		52		
722691 OTH FLATROL PROD NETWORK HOT/R		187139		
722692 OTH F/ROLL PROD NETWORK COLD/R	28854	127813		70779
722699 OTH F/ROL PROD OTH ALLOY STEEL		2676	7891	25891
722790 OTH BAR/ROD H/ROLL W/COIL A/ST	242960	1158702	243098	914222
722810 BAR/RODS OF HIGH SPEED STEEL			2093	11103
722820 BAR/RODS OF SILICO-MAG STEEL	105	4835		4395
722830 OTH BAR/ROD HOT ROLLED	130119	591091	95858	313719
722840 OTH BAR/ROD NOWORK FORGED		16745	5774	15674
722850 OTH BAR/ROD NOWORK C/FOR,C/F		2226	435	1592
722860 OTH BAR/ROD ALLOY STEEL NES	6181	36386	10937	42806
722870 ANGLES, SHAPES AND SECTIONS				11931
722880 HOLLOW DRILL BARS AND RODS		40881		10915
722920 WIRE OTH ALLOY STEL SILICOMANG		24904		5808

Contd.

10.11 Imports by Economic Categories (Detail)

(In Thousand Rupees)

ITEMS	DECEMBER, 2014	FROM JULY, 2014	DECEMBER, 2013	FROM JULY, 2013
722990 OTH,WIRE OF OTHER ALLOY STEEL	23009	125647	22018	87983
730110 SHEET PILING IRON AND STEEL		20482	18127	32019
730120 ANGLE SHAPES & SECTIONS OF I/S		5804		997
730210 RAILS OF IRON AND STEEL	821	273104		1725
730230 SWITCH BLADE, CROSS-FROG P/ROD		100		
730240 FISH-PLATES AND SOLE PLATES		424		1473
730290 OTHER MATERIALS JOINTING RAILS	38757	293930	143	581
730300 TUBE/PIPE,HOLLOW PROFILE C/IRON	1083	75580	846	18395
730411 L.P FOR OIL&GAS S-STL SEAMLESS	634	6482	29096	48640
730419 OTH LINE PIPE I/S FOR OIL&GAS	44921	945427	56693	377796
730422 DRILL PIPE S-STL DRILL OIL/GAS	19676	176912	23642	28890
730423 OTH DRILL PIPE I/S FOR OIL&GAS	692630	4758903	241353	2037409
730424 OTHER PIPE OF STAINLESS STEEL	320	1011620		25932
730429 OTH CASING,TUBING I/S-OIL/GAS	324008	2431103	92081	1717826
730431 O- COLD-ROLLRD C.C.SEC I/N.A.S	16001	134841	13000	95243
730439 OTH CROSS SECTION OF N.A-STEEL	63090	1173875	105480	1213904
730441 COLD ROLD CR-SEC OF STAIN-STL	12898	81274	12077	64382
730449 OTH CROSS SECTION OF STAIN-STL	19383	229129	74113	222971
730451 O-C.C.SEC COLD ROL(ALLOY-STL)	2690	41656	1268	17739
730459 O-CIR CROSS SEC OF (ALLOY-STL)	5066	28312	9453	40549
730490 O-TUBE PIPE/HOLLOW -PRO SEAMLE	9783	471782	58891	479557
730511 LINE PIPE USED OIL/GAS WELDED		89899	8647	8647
730512 OTH LINE PIPE USED OIL GAS WLD		16287		
730519 OTH LINE PIPE USED OIL/GAS P/L	1021	822114	19327	45849
730520 CASING FOR DRILLING,OIL/GAS		34983		
730531 OTHER, LONGITUDINALLY WELDED				89534
730539 OTHER, WELDED TUBES AND PIPES		143065		49676
730590 OTHER, TUBES AND PIPES	74045	199406		4932
730611 L.P-WELDED OF STA-STL(OIL/GAS)	40230	64849	305	2331
730619 OTH-LINE PIPE O/G PIPELINE I/S	2066	195068	2638	142103
730621 CAS/TUB WELDED LINE PIPE STA-S			546	546
730629 O-CASING/TUB LINE PIPE O/G I/S	12766	97601	12826	23204
730630 COPPER COAT MILD STL TUB-8.5MM	62417	296843	54824	186617
730640 O-WELDED C.C.SEC OF STAIN-STL	201260	936254	100235	595564
730650 O-WELDED C.C.SEC NON ALLOY-STL	41004	246077	38896	167309
730661 O-TUBE,PIPE WELD SQUARE C-SEC	13751	260179	18457	65309
730669 TUBE/PIPE WELD OF OTH C.C-SEC		2606		791
730690 OTH TUBE PIPE HW-PROFILR I/STL	49129	129632	4372	43288
730711 CAST FIT N-MALLEABLE CAST-IRON	193954	231111	13680	20257
730719 OTHER, CAST FITTINGS	29011	250099	59510	255068
730721 FLANGES, OF STAINLESS STEEL	5787	52025	5994	29335
730722 THREADED ELBO,BEND,SLV S/STEEL	10107	35539	2830	11390
730723 BUTT WELDING FITTING STAINSTEL	1887	44030	2865	20572
730729 OTH TUBE,PIP FITTING STAINSTEL	124309	732505	28493	239447
730791 FLANGE AIR-P AGRI-TRACTOR<=80H	47772	180855	36644	159543
730792 THREAD ELBO,BEND/SLV IRN/STEEL	9182	242196	7453	69774
730793 BUTT WLEDING FITTING IRON/STEL	13649	151899	15976	106964
730799 OTH TUBE,PIP FIT IRN/STEL NEC	281906	1729305	140928	1361069
730810 BRIDGES AND BRIDGE-SECTIONS		32989		41939
730820 TOWERS AND LATTICE MASTS	463813	1686659	77613	308878
730830 DOR,WIN/FRAMES,TH-HOLD,FORDORS	200021	331614	9991	141203
730840 EQUIP SC-FOLD SHUT PROP PITPRO	24687	144391	28303	41447
731100 CONT COMPRESSED/LIQUID GAS IR/S	43002	344455	101755	217989
731210 STANDARD WIRE ROPES AND CABLES	58933	381504	62102	326986
731290 OTH WIRE,ROPE,CABLE,SLINGS I/S	26671	146954	74109	192962
731300 BRABED WIRE OF I/S TNIS HOOP	3163	33921	10062	22991
731412 ENDLESS BAND MACH STEL W-CLOTH	323	3180	134	1917
731414 OTH WOVEN CLOTH OF STAIN STEEL	3254	12056	21853	29529

Contd.

10.11 Imports by Economic Categories (Detail)

(In Thousand Rupees)

ITEMS	DECEMBER, 2014	FROM JULY, 2014	DECEMBER, 2013	FROM JULY, 2013
731419 STEEL CORD FABRIC LIN MNF TYRE	1113	12800	1955	18474
731420 GRIL NET FENC W/LD D=3MM MS100	787	41685	3434	6843
731431 OTH GRL NEW FENC/WLED COTD ZNC	10	10		
731439 OTH GRL NET FENCING AT INTSEC	556	29395	613	650
731441 OTH CLO GRL NET FENC PL/COT ZN	3812	45343	10881	71323
731442 OTH CLO GRL NET FENC PL/COT PL	1772	10394	4464	16776
731449 OTH CLO GRL NET /FENFING	33221	160988	10740	58257
731450 EXPANDED METAL OF IRON OR STEL	22	22		
731511 ARTICULATED LINK ROLLER CHAIN	74776	487599	63452	318505
731512 OTHER CHAIN, ARTICULATED LINK	10908	106807	7581	95186
731519 PARTS, ARTICULATED LINK CHAIN	3740	33530	6177	13516
731520 SKID CHAIN		101		25
731581 STUD LINK	4	7000	3576	3576
731582 OTHER, WELDED LINK	3220	18100	3248	4517
731589 OTHER CHAIN,	1172	10480	5196	22195
731590 OTHER PARTS OF CHAIN	2451	11733	230	7790
731600 ANCHORS,GARPNELS PARTS IRON/ST	7908	23942	1434	43325
731700 NAILS,TAKES,DRAWING PINS IR/ST	29166	137826	23690	103032
731811 COACH SCREW I/S THREADED	6767	13883	13	1257
731812 OTH WOOD SCREW I/S THREADED	2959	11512	680	10428
731813 SCREW HOOKS,SCREW RING RVT I/S	331	1431	304	1126
731814 SELF-TAPPING SCEWS, THREADED	23058	96623	12233	68452
731815 OTH SCREW,BOTLS W/N NUT/WASHER	114493	653294	150186	628143
731816 NUTS, THREADED OF IRON/STEEL	74551	390959	27490	147630
731819 OTH BOLT,NUT,WASHER,RVT I/S TH	15130	104148	33963	87487
731821 SPRING WASHER LOCK WASHER N-TH	3593	19821	5894	36872
731822 OTHER WASHERS. NON-THREADED	8011	59910	10300	42198
731823 RIVETS, NON-THREADED	4359	209099	48522	305018
731824 COTTERS/PINS NON THREADED I/S	1042	8001	166	4227
731990 OTH KNITTING NEDLS,CRO HOOKS	10530	54161	6330	45403
732010 LEAF-SPRINGS&LEAVES THEREFOR	4625	28147	15421	56464
732020 HELICAL SPRINGS	622	11689	776	9065
732190 PARTS OF I/S,COOK APPLI&PLAT-W	21553	70216	5167	29905
732211 RADIATORS/PARTS CAST IRON E-EL		4168	28	2653
732219 OTH RADIATOR AND PARTS THEREOF	2049	14459	3777	14482
732490 OTHER, INCLUDING PARTS	10992	58230	2896	24882
732510 OTH CAST ARTI I/S N-MEL C-IRON	40	7415	340	544
732591 GRINDING BALLS SIMI ARTI MILLS	81749	138809		57686
732619 OTH ATI FORGED/STAMPED N-WORK	55470	266426	40531	310548
732620 ARTICLES OF IRON OR STEEL WIRE	1460	11889	1687	15758
740500 MASTER ALLOYS OF COPPER.	1412	2696		216
740610 COPER-POW OF NON-LAMELLAR STRU	462	12271	1915	10580
740620 COPER-LAMELLAR STRUCTURE FLAKE	10789	87321	3915	43657
740710 BAR,RODS OF REFIND COPPER	55561	463565	182756	1464799
740721 COPPER BAR,ROD PROFIL ZINC BAS	1546	15774	58220	290587
740729 OTH BAR,ROD,PROFIL COPP ALLOYS	1181	13724	4217	34944
740811 WIRE REF COPP MAX CR-SEC DI>6M	16995	198105	162	32690
740819 OTHER, WIRE OF REFINED COPPER	4552	66931	10248	88669
740821 WIRE OF COPPER ALLOY ZINC BASE	2979	21495	9293	21392
740822 WIRE OF COPPER ALLOY NICK BASE	910	1879	1760	4828
740829 OTH WIRE OF COPPER ALLOYS ETC	3656	5066	229	1241
740911 PLAT,SHEET,STRIP REF COPP COIL	46823	100237	29689	97584
740919 OTH PLAT SHEET&STRIP REF COPP	5830	13202	541	4821
740921 PL,SH&STRIP COPP ZINC BAS COIL	30854	108588	16702	73983
740929 OTH PL/SH/STRI COPP ZINC BAS	1616	19807	572	10391
740931 PL/SH/STRIP COPP TIN BAS COILS		51	1474	3997
740939 OTH PL/SH/STRIP COPP TIN BAS-C		394		344
740940 PL/SH/STRIP COPP NICKLE BASE		38		

Contd.

10.11 Imports by Economic Categories (Detail)

(In Thousand Rupees)

ITEMS	DECEMBER, 2014	FROM JULY, 2014	DECEMBER, 2013	FROM JULY, 2013
740990 PL/SH/STRIP OTH COPP ALLOYS NS		3064		54
741011 FOIL REFINED COPP NOT BACKED	65858	392539	60321	314865
741012 FOIL OF COPP ALLOYS,NOT BACKED	54776	328223	26213	229550
741021 FOIL OF REFINED COPPER,BACKED	5519	23959		27933
741022 FOIL OF COPPER ALLOYS,BACKED		13178		1939
741110 TUBE & PIPE OF REFINED COPPER	129534	723357	141175	656590
741121 TUB&PIPE COPP ZINC BAS ALLOYS	2137	11956	5864	10027
741122 TUB&PIPE COPP NICKLE BAS ALLY		3198		
741129 OTH TUBE&PIPE OF OTH COPP ALLY	2261	10061	476	12096
741210 COPP TUBE/PIPE FIT REF COPPER	1186	1942		512
741220 COPP TUBE/PIPE FIT COPP ALLOYS	7749	23013	1161	31339
741300 STANDARD WIRE,CABL PL-BAND-NEI	146	976	17649	43680
741510 NAIL,TACK,DRW-PIN,STAPL,S-ARTI		1479	1060	3161
741521 WASHERS/INCL SPRING WASH N-THR		1060		1037
741529 OTH NOT THREADED ARTI COPPER	396	3487	1033	4089
741533 OTH THRD SCREW,BOLT,NUT COPPER	505	5567	113	1480
750400 NICKEL POWDERS AND FLAKES.	3516	12098	1467	8871
750511 BAR,ROD,PROFILE NICKLE N-ALLOY	111	111		344
750512 BAR,ROD,PROFILE NICKLE ALLOYED	52	1021	613	1124
750521 WIRE OF NICKEL, NOT ALLOYED		2023		2661
750522 WIRE OF NICKEL, ALLOYED	7762	16738	4486	11959
750610 PLAT,SHET,STRIP,FOIL NICK N-AL	11370	36610	8915	43549
750620 PLAT,SHET,STRIP FOIL NICK ALOY	836	14923	393	17337
750711 TUBE&PIPE OF NICKEL NOT ALLOYD		775		
750712 TUBE & PIPE OF NICKEL ALLOYED	6078	17277	4213	28870
760200 ALUMINIUM WASTE AND SCRAP.	554855	2971490	411095	2063435
760310 POWDER OF NON-LAMELLAR STRUCTU		16597	319	10010
760320 POWDER OF LAMELLAR STRU FLAKES	5182	19784	2485	9649
760410 BAR ROD PROFILE ALUM NOT ALLOY	3616	30251	681	12087
760421 HOLLOW PROFILES OF ALUM ALLOYD	5685	8941	4526	9623
760429 OTH BAR,ROD&PROFIL ALUM ALLOYD	4089	39606	2263	21780
760511 ALMU WIRE N-ALLOY MAX DIA>6MM	22965	106693	33809	112912
760519 OTH ALUMINIUM WIRE NOT ALLOYED	13157	65034	12005	25049
760521 ALUM WIR ALLOY MAX CRS DIA>7MM		250		11490
760529 OTH ALUMINUM WIRE, ALLOYED	89	16564	6734	26741
760611 RECTANGLE&SQUARE ALUM NOT ALLY	29873	211416	61986	256088
760612 RECTANGULAR/SQ ALUM MOTALLOYED	120623	691759	77564	437904
760691 OTH PL,SHET,STRL ALUM NOT ALOY	3690	26801	391	7088
760692 OTH PL,SHET&STRIP ALUM ALLOYED	7957	73171	13590	120834
760711 ALUM FOIL ROLLED N-WORK/BACKED	293720	1306619	205214	1155636
760719 OTH ALUMINIUM FOIL NOT BACKED	141405	902413	109009	615905
760720 ALUMINUM FOIL, BACKED	138223	756003	95955	692888
760810 TUBE, PIPE OF ALUM NOT ALLOYED	553	3957	624	2058
760820 TUBE, PIPE OF ALUM ALLOYED	5436	52561	7829	34715
760900 ALUM TUBE,PIPE FIT(COUP/ELBOW)	3193	16008	2449	11928
761010 DOORS,WINDOW, FRAMS,THRESHOLDS	8947	41414	340	16928
761300 ALUM CONT FOR COMP/LIQUE GAS	867	4289	984	8394
761410 STAND WIR,CABL PL,ALU S-CORE		66892	395027	588862
780200 LEAD WASTE AND SCRAP.		281		13762
780411 LEAD SHET STRIP FOIL TH>0.2MM	140	436		
780419 OTHER , LEAD PLATES	3296	5836		3278
790310 ZINC DUST(BLUE POWDER)	16	3070	1238	13625
790390 OTHER ;ZINC POWDER AND FLAKES		1412		
790400 ZINC BARS,RODS,PLROFILE&WIRE	2393	12069	2621	14404
800200 TIN WASTE AND SCRAP.		14		79
811300 CERMETS&ARTICLE INCL WAS/SCRIP		44		
820110 SPADES AND SHOVELS	4087	7204	258	1274
820130 MATTOCKS, PICKS, HOES & RAKES	19	59	218	347

Contd.

10.11 Imports by Economic Categories (Detail)

(In Thousand Rupees)

ITEMS	DECEMBER, 2014	FROM JULY, 2014	DECEMBER, 2013	FROM JULY, 2013
820140 AXES,BILLS HOOKS&SIMI HEW TOOL	32	73	49	207
820150 SECATEURS&ONE-HAND PRUNERS SHR		19		
820160 HEDGE SHEARS, TWO-HAND PURNING	76	175		
820190 OTH HAND TOOL AGRICUL,HORTICUL	163	592	2	9237
820210 HAND SAWS	5648	25060	2667	15880
820220 BAND SAW BLADES	1298	5986	2735	6444
820231 CIRCULAR SAW BLADE WITH STEEL	4665	33560	1159	14493
820239 OTH CIRCULAR SAW BLADE,O/MATER	2164	13474	6376	13884
820240 CHAIN SAW BLADES	2998	5362	576	3158
820291 STRAIGHT SAW BLADES,WORK METAL	151	5207	37	3886
820299 OTHER SAW BLADES	7791	39938	17780	56649
820310 FILES, RASPS & SIMILAR TOOLS	10535	48282	14090	74012
820320 PILERS,PINCERS,TWEESZERS S-TOL	20350	93266	10883	58549
820330 METAL CUTTING SHEARS&SIM TOOLS	1146	8885	2406	11076
820340 PIPE CUTTERS BOLD CROPPERS,ETC	3441	15417	1674	16071
820411 NON-ADJUS H-OPER SPANER,WRENCH	36604	167192	22435	116541
820412 ADJUSTABLE H-OPER SPANER,WRENC	14787	95015	19768	76335
820420 INTERCHANGEABLE SPANNER SOCKETS	6179	24658	4365	18132
820510 DRILLING,THREADING TAPPING TOL	2138	12371	2959	10956
820520 HAMMERS AND SLEDGE HAMMERS	2605	19920	7428	16181
820530 PLANES,CHISELS,GOUGE WOOD WORK	1313	7992	396	1388
820540 SCREW DRIVERS	16877	59076	9764	28285
820551 OTHER HAND TOOLS H-HOLD N.E.S.	2187	10171	1334	3388
820559 OTH HAND TOOL(GLAZZIER DIMOND)	12041	84843	8047	179383
820560 BLOW LAMPS		341		173
820570 VICES, CLAMPS AND THE LIKE	4492	16502	1154	7522
820590 SETS OF ARTI.TWO/MORE,SUB-HEAD	2253	71488	7504	35371
820600 TOOL TWO/MORE OF H.82.02TO.05	1439	7252	752	24439
820713 ROCK DRILLING,EARTH BORING TOL	1969	15516	3029	9564
820719 OTH INC PARTS ROCK DRIL,E-BORI	185397	1306272	194742	984692
820720 DIES FOR DRAWING/EXTRUD METAL	66871	94395	4080	62135
820730 TOOL FOR PRESS, STAMPING/PUNCH	8573	44027	3295	113599
820740 TOOLS FOR TAPPING OR THREADING	1116	8539	31525	40915
820750 TOOL FOR DRILLING O/T ROCK DRL	15632	210248	63636	139572
820760 TOOLS FOR BORING OR BROACHING	5250	12335	3239	25887
820770 TOOLS FOR MILLING	2411	16893	3996	25747
820780 TOOLS FOR TURNING	6225	37782	2890	17015
820790 OTH INTERCHANGEABLE TOOLS	91475	220939	127352	270578
820810 KNIVS&CUTING BLADE METAL WORK	1537	14012	6243	25747
820820 KNIVS CUTING BLADE WOOD WORK.	1281	20572	4947	15512
820830 KNIVS&CUTING BLADE KITCHEN APP	2487	12043	534	4891
820840 KNIVS&CUTING BLADE AGRI HORT	4178	13909	50	5910
820890 OTH KNIVES CUTING BLADES F/MAC	36156	275992	81543	348757
830260 AUTOMATIC DOOR CLOSERS	3471	24478	302	28256
831190 OTH WIRE&RODS AGGLOMTR B/METAL	29447	693319	9347	58051
840120 MACH/APPRAT,ISOTOPIC SEPRATION	83419	83419		
840130 FUEL ELEMENT NON-IRRADIATED		96		
840140 PARTS OF NUCLEAR REACTORS	1404364	3354641		1430825
840211 WATERTUBE BOIL S/PROD>45T/H	177062	1512133	7297	176019
840212 WATERTUBE BOILER S/PROD-45T/H	52438	726100	27834	67557
840219 OTH VAPOUR GENERATING BOILERS,	315	703139		212202
840220 SUPER-HEATED WATER BOILERS		42510		9397
840290 PARTS OFSTEAM/OTH VAPOUR G/BOL	48770	139710	891152	1021879
840310 BOILERS	2551	14403	6498	14171
840390 PARTS CENTRAL HEATING BOILERS	620	407851	44594	45445
840410 AUXILIARY PLANT FOR BOILER	247050	4051828		10169
840420 CONDENSERS STEAM/VAP POW UNIT	40478	202992		31621
840490 PARTS MASHINE H-8404.1000	5492	92960	19675	260579

Contd.

10.11 Imports by Economic Categories (Detail)

(In Thousand Rupees)

ITEMS	DECEMBER, 2014	FROM JULY, 2014	DECEMBER, 2013	FROM JULY, 2013
840510 PRODUCER WATER GAS GENERATORS	409	164037	132625	699146
840590 PART PROD GAS WATER GENERATOR	2478	156645	75	22337
840610 TURBINES FOR MARINE PROPULSION		543		
840681 OTH TURBINE OUTPUT EXCEED 40MW			138307	172508
840682 O-TURBINE OUTPUT NOT EXC 40MW		729151		263772
840690 PARTS OF STEAM TURBINES	76749	1581371	536331	1607705
840710 AIRCRAFT ENGINES	127	291072	424071	684975
840721 MARINE PROPULSION ENGINES	42827	164799	65700	232332
840729 OT MARINE SPARK-IGN-ROTRY ENG.	40	1095		2369702
840731 PISTION ENGINE CAPACITY-50CC	1658	47301		520
840732 PISTON ENG CAPACITY 50-250CC	51912	292703	44511	201637
840733 PISTON ENG CAPACITY 250-1000CC	5088	25674	9730	41504
840734 PISTON ENG CAPACITY EX1000CC	11058	87133	7201	52099
840790 OTH ENGINES	32396	217166	2359	173539
840810 MARINE PROPULSION ENG-DIESEL	29402	36359	1129	9822
840820 ENGINE FOR VEH CHAPTER-87	27901	181481	30320	186370
840890 OTH ENGINES	45981	803337	56432	480328
840910 PARTS FOR AIRCRAFT ENGINES	45	3396	76	1176
840991 PARTS,SPARK-IGNITON PIST ENGIN	340718	3018006	530262	3523690
840999 OTH PART,COMPRES-IGN PIST ENG	817687	4490117	710311	3581620
841011 HYD,TURBINE,WATER WHEE-1000KW		199923		102359
841012 HYD,TURBN W/WHEEL-1000-10000KW	10278	10278	110863	110863
841013 HYD TURBINE,W/WHEEL>10,000KW	659355	1822046	232663	269811
841090 PARTS, INCLUDING REGULATORS	13180	914221	210297	244850
841111 TURBO-JET THRUT NOT EXCED25KN				31979
841122 TURBO-PROPLER EXCEED 1100KW				160
841181 OTH GAS TRBIN NOT EXCD 5,000KW				33074
841182 OTH GAS TURBIN EXCE-5,000KW	388188	1105582		1216896
841191 PARTS TURBO-JET /PROPELLERS				1442
841199 OTH, PARTS OF GAS TURBINES	152158	5829663	2031073	6914463
841210 REACTION ENG OTH THAN TURB-JET		287		
841221 LINEAR ACTING,HYD ENGINE&MOTOR	1618	27416	636	13342
841229 OTH, HYDRAULIC POWER ENG&MOTOR	10327	110430	11502	80215
841231 LINERA ACT,PNEUMATIC ENG&MOTOR	6512	28166	2670	15512
841239 OTH, PNEUMATIC ENG & MOTOR	5104	30837	339	26341
841280 OTH, ENGINES AND MOTOR	28091	255563	1276	204130
841290 PARTS OF ENGINES AND MOTOR	25389	161743	15685	68707
841311 PUMPS FOR DISPENSING FUEL/LUB	37144	196293	182483	447554
841319 O-PUMP FITTED MEASURING DEVICE	30298	141140	7715	350093
841320 HAND PUMP O/THN H-841311,19	348	5794	792	3180
841330 FUEL LUBRICATING/COOLING PUMPS	227895	784638	252230	839702
841340 CONCRETE PUMPS	10467	72956	2782	632197
841350 OTH POSITIVE DISPLACEMENT PUMP	22576	120345	4203	112870
841360 OTH ROTARY PIDISPLACEMENT PUMP	15809	63034	4649	57755
841370 OTH CENTRIFUGAL PUMS	508215	2234893	114342	1005085
841381 OTH PUMS LIQUID ELEVATORS	54396	488443	46212	653429
841382 LIQUID ELEVATORS	81514	502597	675	158163
841391 PART OF PUMPS	125930	1319224	176451	781259
841392 PARTS OF LIQUID ELEVATORS PUMP	39	2177	128	12136
841410 VACUUM PUMS	12848	104064	5206	51754
841420 HAND/FOOT OPERATED AIR PUMS	5049	17748	2196	16521
841430 COMPRESSOR REFRIGERATOR EQUIP	580723	4158395	932905	4231883
841440 AIR COMPRESSORS MOUNTED W/CHAS	39199	210208	14370	73630
841451 FANS TABLE,FLOOR,WALL,WINDOW	33977	323425	52317	229296
841459 OTH FANS	47772	670548	38169	203875
841460 HOODS MAX-HORIZONTAL SIDE120CM	17547	83155	6274	84662
841480 OTH GAS COMPRESOR&RECYCL RODS	1576269	5533372	163827	1840159
841490 PARTS AIR/VACUM PUMPS ETC.	211473	2100036	119237	869656

Contd.

10.11 Imports by Economic Categories (Detail)

(In Thousand Rupees)

ITEMS	DECEMBER, 2014	FROM JULY, 2014	DECEMBER, 2013	FROM JULY, 2013
841510 WINDOW/WALL TYPE AC/SPLIT SYS	124464	843548	311179	1002666
841520 A.C.MACHINES FOR MOTOR VEHICLE	62	16964	252	1457
841581 A.C.MACH COMP MOTOR DRI FAN	19520	74870	6611	58631
841582 O- AC INCOR REFRIGIRATING UNT	4095	71168	2739	214441
841583 OTH A.C. MACH NOT REFRIG UNIT	8533	382674	54246	185304
841590 PARTS OF AIR CONDITION MACHINE	139067	1628257	406568	1517168
841610 FURNACE BURNERS LIQUID FUEL	1691	2897		13928
841620 OTH FURNAC BURNER INCL COMBINT	73840	157173	11071	74925
841630 MECHANICAL STOKERS GRATES ETC	22510	341391	38730	243657
841690 PART OF BURNRS OTH ART OF 7412	9277	63565	5200	45942
841710 FURNAC & OVEN F/ROAST/MELTING	30	51531	20953	123630
841720 BAKERY OVENS INCL BISCUIT OVEN	6514	46862	5279	128955
841780 OTHER FURNANCE AND OVENS INDUS	408677	493606	46784	257334
841790 PART OF INDUSTRIAL LAB FURNACE	11092	168303	3137	138214
841810 COMBINED REFRIG-FREEZE W-DOORS	29519	67073	2464	39490
841821 REFRIGERATORS HOUSEHOLD TYPE	15893	203371	25002	196602
841829 OTH REFRIGERATOR HOUSHOLD TYP	40892	150560	12104	96160
841830 FREEZERS OF CHEST TYPE	3070	25983	526	9199
841840 FREEZERS OF THE UPRIGHT TYPE	2273	22100	948	21786
841850 O-FURNI-STORAGE,DISPLY FRZ EQU	6056	49467	2936	32811
841861 OTH REFRIG FREZ EQPT HEAT PUMP		423	2597	14425
841869 OTH REFRIG FREZ EQUP HEAT PUMP	136094	1173267	97949	1016353
841891 FURNITURE REFRIG FREEZING EQPT	172	5502		1879
841899 OTH PARTS REFREGERATING EQUIPT	205170	1378482	292032	1492997
841911 INSTANT GAS WATER HEATERS	8854	172630	5116	57127
841919 OTH INSTANT STRONGWATER HETER	11126	72514	7305	76599
841920 MEDICAL SURGICAL LAB STERILISE	5574	264867	19879	153229
841931 DRYERS AGRICULTUL PRODUCTS		6137	462	462
841932 DRYERS WOOD PAPER PULP P/BOARD		8314	547	14605
841939 OTHER DRYERS	40371	251749	159714	1232563
841940 DISTILLING RECTIFYING PLANT	24923	159372	43901	72689
841950 HEAT EXCHANGE UNITS	97686	708637	28896	384091
841960 MACHINERY LIQUIFY AIR O/GASES	619540	656277	2822	72514
841981 OTH MACH PLANT EQPT HOT/COL FD	47775	138111	53158	142119
841989 OTH MACHINERY PLANT AND EQPT	3272148	6438281	175683	4497191
841990 PARTS MACH PLANT LAB EQUP ETC.	1012935	4046918	61733	571094
842010 CALENDERING OTH ROLL MACHINES	11154	42438		12700
842091 CYLINDER(FOR CALENDERING MACH)	233	19228	20	7721
842099 OTH PART OF CALENDER MACHINE	6354	24300	2932	10130
842111 CREAM SEPARATORS		15027		1551
842112 CLOTHES-DRYERS	1384	1445	63	1408
842119 OTH CENTRIFUGES INCLUDING DRYR	110248	1396415	210286	728082
842121 FILTERING PURIFY MACH&APARATUS	1628115	2584414	432835	2450003
842122 FILTERING MACH FOR BEVERAGES	519	29858	4151	16921
842123 OIL&PETROL-FILTER INT.COMBSN	24844	149393	19039	122899
842129 OTH FILTER MACHS APPARATUS NES	94760	524525	30216	272434
842131 INTAKE AIR FILTER COMBTION ENG	89963	1218596	25809	325917
842139 OTH FILTERING PURIFY MACH/APPA	191631	1182572	317323	1079656
842191 PARTS CENTRIFUGES INCL DRYER	75916	545868	62234	343184
842199 PARTS OF FILTERING PURIFY MACH	35639	665126	45580	237551
842211 DISH WASHING MACHINE HOUSEHOLD	399	7916	2454	3805
842219 OTHER DISH WASHING MACHINE	391	1931	333	4338
842220 MACH CLEANING/DRYING BOTTLE	9104	55685	671	15670
842230 MACH FILLING/CLOSING BOTTLES	1977948	3464834	682125	3662882
842240 OTH PACKING WRAPPING MACHINE	275809	722220	268830	785814
842290 PARTS MACH FIL/CLEAN WRAP PACK	167277	1094516	226373	883903
842310 PERSONAL WEIGHING MACHINES	2937	31753	2344	15040
842320 SCALES FOR CONT WEIGHING GOODS	10295	20340	796	796

Contd.

10.11 Imports by Economic Categories (Detail)

(In Thousand Rupees)

ITEMS	DECEMBER, 2014	FROM JULY, 2014	DECEMBER, 2013	FROM JULY, 2013
842330 CONSTANT WEIGHT SCALES/HOPER	752	4468	207	38971
842381 OTH WEIGHT MACHINERY-30KG	4385	24117	2153	10288
842382 OTH WEIGHT MACH CAP-30-5000KG	23841	94484	70551	102769
842389 OTH WEIGHING MACHINERY	428	45600	14289	116203
842390 WEIGHT MACH WTS ALL KINDS&PART	7108	39663	34111	86948
842410 FIRE EXTINGUISHERS W/N CHARGED	17226	233330	18390	88413
842420 SPRAY GUNS&SIMILAR APPLIANCES	16128	59780	5191	46594
842430 STEAM,SAND BLAST,JET PROJ MACH	2636	19760	5398	68793
842481 AGRICULTURAL OR HORTICULTURAL	8936	118876	24016	102804
842489 OTH APPL PROJ/DISPERS/SPRY LQD		141614	22608	288454
842490 PART MECH APPLIANCE SPRAY ETC.	52329	209374	14472	308037
842511 PULLEY TACKLE HOISTS POWER	3715	93321	5681	34622
842519 O-PULLY/HOISTS/WINCH/CAPSTANS	11260	88962	35272	107169
842531 WINCH CAPSTAN POWER E/MOT		12786	76	5946
842539 WINCHES CAPSTAN	9427	29950	1192	34393
842541 JACKS,HOISTS-RAISING VEHICLES	5092	19637	36	2587
842542 OTH JACKS AND HOISTS HYDRAULIC	20445	104580	17471	99634
842549 OTH MECHANICAL HANDING EQUIPMT	84	12879	1487	3075
842611 OVERHEAD-TRAVELING CRAN F-SUPO	14648	97944	128446	382476
842612 MOBILE LIFTING FRAME ON TYRES	8984	41600		65711
842619 OTH O/HEAD TRAVEL/TRNSPOT CRAN	49927	142173		1572510
842620 TOWER CRANES		215099	27281	150969
842630 PORTAL OR PEDESTAL JIB CRANES		34878		
842641 O-MACHINERY SELF PROP ON TYRES	22558	171090	3960	7214
842649 OTH MACHINERY SELF PROPELLED	23123	331015	632121	697772
842691 O-MACH DESIGED MOUNT ROAD VEH	114	1267	611	4277
842699 OTH MACHINERY NOTSELF PROPELED	10673	20875		64222
842710 SELF PROPELL TRUCK WITH EL MOT	81689	239071	32158	153210
842720 OTHER SELF-PROPELLED TRUCKS	81846	465581	81519	380092
842790 OTH WORK TRUCK LIFT/HAND EQUIP	14950	47080	23590	72399
842810 LIFTS AND SKIP HOISTS	104303	541761	135501	325998
842820 PNEUMATIC ELEVATORS&CONVEYORS	4870	235226	8282	12876
842831 ELEVATOR/CONVEYOR,UN/GROND USE		538	216	416
842832 OTH ELEVATOR/CONVEYOR BUKT TYP	33968	74917		20032
842833 OTH ELEVATOR/CONVEYOR BLT TYPE	4198	255596	30	63863
842839 OTH CONT ACTELEVATOR,CONVEYOR	96685	280771	69057	264096
842840 ESCALATORS & MOVING WALKWAYS	551587	692941	10950	74001
842860 TELEFERICS CHAIR-LIFT,F/FURNIC	302	4090		1719
842890 OTH MACHINERY LIFT/HANDLE ETC.	260656	457348	13746	242011
842911 TRACK LAYING BULDOZER/ANGLDOZR	2448	472528	969	214592
842919 BULDOZRS/ANGLEDRO/TRACK LAYING		147069	20961	65325
842920 GRADERS AND LEVELLERS	43927	98095	4955	56787
842930 SCRAPERS		1156		
842940 TAMPING MACHINE & ROAD ROLLERS	11729	90097	15750	135829
842951 FRONT-END SHOVEL LOADERS	45011	308317	24108	1697235
842952 MACHINERY 360 REVOLVG S/STRUTE		357		2463
842959 OTH MECHANICAL SHOVALS EXCAVOR	287997	1382348	252764	1172801
843010 PILE-DRIVERS /EXTRACTORS		47783		76315
843020 SNOW-PLOUGHS AND BLOWERS				6138
843031 SELF-PROP COAL ROCK CUTTER		221		103
843039 OTH SELFPROP COAL/ ROCK CUTTER		3347	31115	60367
843041 OTH BORS SINK MACH SELF-PROPEL		94992		18958
843049 OTH BOR/SINK MACH NOT SELFPROP	166263	4732446	188263	5760098
843050 OTH MACHINERY SELFPROPELLED		52760	23100	23987
843061 TAMP COMPACT MACH NOT SELFPROP	2690	8861	540	66716
843069 OTH MACHINERY NOTSELF-PROPELED	5586	25267		15909
843110 PARTS MACHINERY HEADING 84.25	2204	19568	865	16545
843120 PARTS MACHINERY HEADING 84.27	6377	33386	5472	29083

Contd.

10.11 Imports by Economic Categories (Detail)

(In Thousand Rupees)

ITEMS	DECEMBER, 2014	FROM JULY, 2014	DECEMBER, 2013	FROM JULY, 2013
843131 PARTS OF LIFT SKIPHOIST&ESCALT	76407	181367	9637	71802
843139 OTH PARTSLIFT/HANDLE/LOAD MACH	19428	412726	101204	827185
843141 BUCKETS SHOVELS GRABS & GRIPS	7272	38562	1902	13748
843142 BULDOZER OR ANGLEDOZER BLADES	120	4037	884	33484
843143 PARTS BOR/SINK MACHINERY	1259003	3274526	259944	3072824
843149 PART MACH HEAD 84.26.84.29-30	170866	2393981	388355	1434760
843210 PLOUGHS		778		71
843221 DISC HARROWS,SCARIFIERS,CULTI		3368		14403
843229 OTH HAROW SCARIFIER WEDER&HOS	56	294		95
843230 SEEDERS PLANERS & TRANSPLANTER	138	4229		456
843240 MANURE SPREADER&FERTILISER DIS				311
843280 OTH AGR HERTI, FORESTRY MACHRY	543	43368	264	59414
843290 PARTS AGR HERTICULTURAL MACHIN	4797	95951	29118	117308
843311 LAWN MOVER PARKS/SPORTS GROUD		181	1965	3666
843319 OTH MOVER LAWN PARKS SPORTGOOD	119	2616		3440
843320 OTH MOWERS INCLUDING CUTER BAR	290	5315	834	22300
843330 OTH HAYMAKING MACHINERY	951	5179	5056	15961
843340 STRAW BALER INCL PICK-UP BALER	517	6642		34088
843351 COMBINE HARVESTER-THRESHERS	51463	836530	29295	327601
843352 OTH THRESHING MACHINERY		702		
843353 ROOT/TUBER HARVESTING MACHINES	2003	2003		1238
843359 OTH HARVESTING MACHINES	7166	38217		2548
843360 MACH CLEAN SORT EGG FRUT AGPRO	1535	154962	1269	2395
843390 PARTS MACH CLEAN/SORT EGG ETC	6636	42511	1274	24958
843410 MILKING MACHINES	4249	13684	12561	43350
843420 DAIRY MACHINERY	217776	261945	29175	79143
843490 PART MILKING/DAIRY MACHINERY	12750	45367	5420	38809
843510 MACHINERY (PRESSES,CRUSHES)	435	6427	770	3777
843590 PART OF JUICE EXTRACTING MACHI		874	18998	21502
843610 MACHRY PREP ANIMAL FEED STUFS	41576	367033		77965
843621 POULTRY INCUBATORS & BROODERS	130009	441583	9712	165783
843629 OTH POULTRY KEEPING MACHINERY	53749	754092	63174	478788
843680 OTH MACHINERY		3264	263	14343
843691 PARTS POULTRY KEEP MACH BRODER	1570	61099	2670	42690
843699 OTH PART OF AGR/HORT MACHINER	7751	112026	4190	85242
843710 MACH CLEAN SORT GRAD GRAIN/VEG	204566	645393	18316	279912
843780 OTH MACHINERY	23845	478146	17911	273496
843790 PARTS MACHINE USE MILLINDUSTRY	40088	220153	28578	136114
843810 BAKERY MACH MFG MACARONI SPGTI	118651	888097	35255	241083
843820 MACH MANU CONFECTIONERY COCA	3272	391500	42592	610097
843830 MACHINERY SUGAR MANUFACTURE		122701	1079	58266
843850 MACH PREPARATION MEAT/POULTRY	21557	63809	179	59024
843860 MACH PREP OF FRUITS/NUTS/VEG.	4879	122788	12555	195801
843880 OTHER MACHINERY	6151	149019	203824	405733
843890 PARTS MACH/ND MFG FOOD DRINK	28847	162753	21405	84021
843910 MACHINERY M/PULP FIBROUS MATA		32846		1901
843920 MACHINERY MAKE PAPER P/BOARD	65424	391446		147726
843930 MACHINERY FINISH PAPER P/BOARD	8438	42470	57321	87532
843991 PARTS MACHIN PULP FIBROSMATERL	117	14974		7623
843999 OTH PARTS MACHIN PAPER P/BOAD	32103	199928	17879	92447
844010 BOOK-BIND&BOOK-SEWING MACHIN	1362	29784	5441	38358
844090 PARTS BOOK BINDING MACHINERY	6	3138	85	900
844110 CUTTING MACHINES	4865	155109	104620	227819
844120 MACH MAKE BAGS SACKS/ENVELOP		1550	6315	20862
844130 MACHI MAKE CARTONS BOX TUBEETC		21312	924	17665
844140 MACH MOULDING ARTICLE P/P,PULP		17221	1875	45320
844180 OTH MACH FOR MAKING P&P/BOARD	3536	13467	2078	18565
844190 PART MAC H-8441.1000,8441.4000	35772	101169	18130	49039

Contd.

10.11 Imports by Economic Categories (Detail)

(In Thousand Rupees)

ITEMS	DECEMBER, 2014	FROM JULY, 2014	DECEMBER, 2013	FROM JULY, 2013
844230 PRINTING MACH, APATUS&EQUIPMEN	51724	73405	1846	33669
844240 PARTS OF THE FOREGOING MACH	495	6150	1414	13096
844250 PLATE ,CYLINDER/PRINT COMPONE	17523	124676	4709	67664
844311 OFF SET PRINT MACHIN REELFED	6235	53241	6240	45718
844312 SHEET FED,OFFICE TYPE S-22&36	774	7749	2900	35166
844313 OTH OFFSET PRINTING MACHINERY	32078	255308	69185	233850
844314 LETTERPRESS PRI-MACH REEL FED		5736		2545
844315 LT-PRESS P-MACH O/T R-FED,FLEX	513	50463		2677
844316 FLEXOGRAPHIC PRINTING MACHIN	10242	53376	8040	42463
844317 GRAVURE PRINTING MACHINERY	4803	81808	33555	83707
844319 HOT STAMPING MACHINES	35939	519149	99683	755317
844331 MACH PERFORM TWO OR MORE FUNCT	21681	83160	4932	55926
844332 PRINTER CONNECT TO AUTOMA DPM	99372	582028	114278	449779
844339 O-MACH REPRODUC ORIGINAL IMAGE	30499	207684	30850	207299
844391 PART/ACCE PRINTING MACH H-8442	15156	211569	38262	140569
844399 PARTS /ACCE OTH PRINTING MACH	50856	386537	59623	281897
844400 MAC EXTRUD CUT M-MADE TEX-MATE		93687		124199
844511 CARDING MACHINES	16625	957476	195318	1878430
844512 COMBING MACHINES		49083		67932
844513 DRAWING /ROVING MACHINES	178733	707305	317969	1944668
844519 OTH MACH TEXTURE FIBRE ETC	51701	790352	372395	1851725
844520 TEXTING SPINNING MACHINES	74761	1876596	475205	3221892
844530 TEXTILE DOUBLING OR TWIST MACH	12006	95659	43480	138234
844540 TEXTILE WINDING MACHINE	145798	1201423	667610	3722716
844590 OTH MACH, TEXTILE FIBRE	86950	727703	164919	1108687
844610 WEAVING MACH FAB WD-NOT>30CM				165
844621 POWER LOOM WEAV FAB EXCED 30CM		5202		2604
844629 OTH WEAVING MACHINES(LOOMS)	105071	479252	39896	414996
844630 WEAV MACH FAB >30CM SHUTLES	652085	3366527	1332069	3932834
844711 CIRCULAR KNITTING MACHINE		214353	19416	148205
844712 CIRCULAR KNIT MACH DIA>165MM	10054	190847	91433	276832
844720 FLAT KNIT MACH STITCH-BONDING	21299	106092	5331	44050
844790 OTH MACH GIMPED YARN TULE LACE	705800	3316783	336178	1557740
844811 DOBBIES JACQUARD COPY ETC MACH	13414	49868	212	45128
844819 OTH AUXILARY MACHIN HD84.44-47	113011	890113	159291	707929
844820 PARTS&ACCESORIES MACH H-84.44	995	29748	8877	225472
844831 CARD CLOTHING	108164	597345	156416	584788
844832 PART ACCESSORY MACH TEXT FIBRE	7184	53952	1333	28937
844833 SPINDLE SPIND FLYER S/IN RING	131138	681588	109631	667790
844839 OTH PARTS&ACCESSORIES 84.45	160188	880088	143148	864106
844842 REEDS FOR LOOMS HEALDS&H/FRAM	27785	156454	55580	151516
844849 OTH PART ACCESSORIES WEAV MACH	51836	397234	69167	359264
844851 SINKERS NEEDLES & OTH ARTICLES	34605	182901	48607	223585
844859 PART ACCESSORY MACH HEAD 84.47	52145	215551	40569	308122
844900 MACH MFG FINISH NON WOVENS		40690		41278
845011 WASHING MACH FUL-AUTO NOT>10KG	40028	290216	19401	153683
845012 O-MACH BUILT-CENTRIFUGAL DRIER	26049	71474	23305	103854
845019 O-MACH DRY LINE CAPA -NOT>10KG	5244	43127	1512	10525
845020 MACHINE DRY LINE CAP EXCE10KG	3962	4818	2038	17747
845090 PARTS FOR H/HOLD WASH MACHINE	19056	86551	17889	93880
845110 DRY-CLEANING MACHINES	220	17024	61	361
845121 DRY MACH OF DRYLINEN CAP<10KG				179
845129 OTH DRYING MACHINES	19143	140754	26096	121389
845130 IRONING MACHINES & PRESSES	6935	62378	4978	45137
845140 WASHING BLEACH DYE MACHINES	109000	430947	72953	969877
845150 REELING UNREEL FOLDING ETC MAC	988	65662	17227	110285
845180 OTH MACHINERY	307901	2315594	1083119	2757011
845190 PARTS FOR DRY CLEAN/DYING MACH	14559	157398	29671	121238

Contd.

10.11 Imports by Economic Categories (Detail)

(In Thousand Rupees)

ITEMS	DECEMBER, 2014	FROM JULY, 2014	DECEMBER, 2013	FROM JULY, 2013
845210 SEWING MACHINE HOUSEHOLD TYPE	13482	43921	12377	44543
845221 AUTOMATIC UNITS SEWING MACHINE	1768	74329	2554	20201
845229 OTH SWING MACHINES	172463	1257322	165461	738159
845230 SEWING MACHINE NEEDLES	9109	45618	16303	59824
845290 OTHER PARTS OF SEWING MACHINE	22601	108218	17991	106427
845310 MACH PREP,TANN HIDE,SKIN LEAT	21039	206876	21118	141172
845320 MACH MAKING/REPARING FOOTWEAR	40722	203257	1887	69138
845380 OTH MACH REPAR H-SKINS/LEATHER	6681	31457	7133	19554
845390 PARTS OF MACH TANNING,FOOTWEAR	7090	49015	9662	49088
845410 CONVERTERS	1172	2571	43	531
845420 INGOT MOULDS & LADLES	3039	8343		11819
845430 CASTING MACHINES	8686	163547	61600	234380
845490 PARTS OF CONVERTERS LADLES ETC	4595	34837	2412	33784
845510 TUBE MILLS	18987	77593	5250	139561
845521 HOT/COMBIN HOT&COLD ROLING MIL	40202	242579	61291	75138
845522 COLD, ROLLING MILLS	13880	17279	2785	3643
845530 ROLLS FOR ROLLING MILLS	28969	205116	15042	114289
845590 OTH PARTS METAL ROLLING MILLS	10165	61838	6029	57335
845610 MACH TOOL WORKING BY LSER ETC	4307	14407	1981	23391
845620 MACH OPERATED ULTRASONIC PROCE		751		232
845630 MA-TOOL OPER ELECTRO DISCHARGE	155	14338	1326	6836
845690 O-MAC TOOL FOR REMOVAL OF MAT	32159	40631	37048	37697
845710 MACHING CENT FOR WORKING METAL	9226	192470	7424	105463
845720 UNIT CONSTRUCTION MACH(SINGLE)			354	354
845730 MULTI-STATION TRANSFER MACH		53887		
845811 HORIZONT LATH NUMERICL CONTROL	14181	48779	12678	34745
845819 OTHER, HORIZONTAL LATHES	12776	53179	3561	65723
845891 OTH LATHES NUMERICALLY CONTROL	551	58090		25240
845899 OTH LATHES FOR REMOVING METALS	8009	97889	2266	64915
845910 WAY TYPE UNIT HEAD MACHINES	885	6376	155	791
845921 OTH DRILL MACH NUMERICAL CONT		11102		
845929 OTHER DRILLING MACHINES	8367	78463	3245	41529
845931 OTH BOR/DRIL MACH NUMERI CONTR	507	507	4069	4069
845939 OTHER BORING-MILLING MACHINES		3264		2262
845940 OTHER BORING MACHINES	1367	66613	1207	38245
845951 MILLING MACH KNEE TYPE N.CONTR		772		9716
845959 MILL MACH W TRAVERSER =<300MM	2899	31594	156	8853
845961 OTH MILLING MACH NUMERCAL CONT	226	24188		3500
845969 OTHER MILLING MACHINES	6932	95584	4836	30796
845970 OTH THREAD/TAPPING MACH	3638	47212	212	10084
846011 F.SURFACE GRIND MACH NUM CONTR		890		1860
846019 OTH F.SURF GRIND MAC AXIS0.01M	681	19007	911	9218
846021 OTH GRIND MACH NUMERICAL CONTR		18631		25415
846029 OTH GRIND MACH AXIS 0.01MM	301	11342	76	2183
846031 SHARPENING MACH NUMERCAL CONTR	7285	9053		
846039 OTH SHARPENING MACH-TOOL	4441	4993	276	5639
846040 HONING OR LAPPING MACHINES	6360	18696		7130
846090 OTHER MACHINE TOOLS	619	50916	938	14720
846120 SHAPPING OR SLOTTING MACHINES	1701	14383	1112	10705
846130 BROACHING MACHINES	431	431		475
846140 GEAR CUTTING,GRIND/FINISH MACH	129	22740	785	25106
846150 SAWING OR CUTTING-OFF MACHINES	7950	55704	11074	62323
846190 OTH MACH TOOL FOR METAL WORK	28387	48721	1620	9074
846210 FORGING/DIE-STAMP MACH&HAMMERS	85	243941	4687	8184
846221 BEND,FOLD,ETC MACH NUM CONTROL	113	5468	368	368
846229 OTH BENDING,FOLDING MACH	8216	84787	2546	23141
846231 SHEARING MACH NUMERICAL CONTRO		28550		1394
846239 OTH SHEARING MACH	1148	29101	1530	25138

Contd.

10.11 Imports by Economic Categories (Detail)

(In Thousand Rupees)

ITEMS	DECEMBER, 2014	FROM JULY, 2014	DECEMBER, 2013	FROM JULY, 2013
846241 PUNCH/NOTCH MACH NUM CONTROLLED				226
846249 OTH PUNCHING/NOTCHING MACH	2050	84148	2823	32259
846291 HYDRAULIC PRESSES	3832	38001		25714
846299 OTH PRESSES FOR WORK METAL	9334	51280	4598	46911
846310 DRAW-BENCH FOR BARS,TUBES WIRE		8146		3144
846320 THREAD ROLLING MACHINES		7483		4960
846330 MACHINES FOR WORKING WIRE	3050	12803		19751
846390 OTH MACH TOOL WORKING METALS	1453	7776	1144	14362
846410 SAWING MACHINES		13116	1697	8402
846420 GRINDING OR POLISHING MACHINES	3058	35870	16427	25119
846490 OTH MACH TOOL WORK STONE/CER/C	29056	66039	24988	61288
846510 MACHINE FOR MECHANIC OPERATION	128	1905		49328
846591 SAWING MACHINES	585	11163	2045	8187
846592 PLANING,MILLING, MOULD MACH		5757		4194
846593 GRINDING SANDING POLISHING MAC		15473	6625	61280
846594 BENDING OR ASSEMBLING MACHINES		82316		2966
846595 DRILLING OR MORTICING MACHINES		2359	28	4437
846596 SPLITING SLICING PARING MACH		9095	492	5282
846599 OTH MACH TOOL FOR WOOD CORKETC	4613	64246	39478	58725
846610 TOOL HOLDER SELF OPEN DIEHEAD	1275	20286	1700	14868
846620 WORK HOLDERS	2133	28792	108	2611
846630 DIVIDING HEAD & ATTACH M-TOOL	984	2536	277	449
846691 OTH PART FOR MA-TOOL H.84.64	1101	6591	287	3696
846692 OTH PART FOR MA-TOOL H.84.65	4359	30172	2224	20689
846693 PART/ACCES MACH TOOL PLAN ETC	6328	135411	12992	51921
846694 PART/ACCES MACH TOOL FOLD ETC	3087	62541	183474	411199
846711 PNEUMATIC ROTARY TYPE TOOLS	54	3522	3248	4645
846719 OTH PNEUMATIC TOOLS FOR WORK	7174	30669	5059	16875
846721 DRILL W ELEC MOTOR OF ALL KIND	12655	58561	12012	40305
846722 SAWS SELF CONTAINED ELE-MOTOR	2065	7761	632	3649
846729 OTH TOOL WITH ELECTRIC MOTOR	43031	209038	14186	73691
846781 CHAIN SAWS	4224	14749	1029	5428
846789 OTH TOOL WORKING IN HAND	4954	39216	1813	12834
846791 PARTS OF CHAIN SAWS	895	3648	583	2957
846792 PARTS OF PNEUMATIC TOOLS	6278	9302	1472	10212
846799 OTH PART TOOL WOR IN THE HAND	12376	69935	4740	28264
846810 HAND HELD BLOW PIPES		251		
846820 OTH GAS-OPERATED MACH APPARATU	837	6955	3369	9061
846880 OTH MACH FOR SOLDER,BRAZING	3992	57814	136	14503
846890 PARTS FOR SOLDERING,BRAZIN MAC	721	15297	943	11957
846900 TYPEWRITER;WORD PROCESS MACH		1219		238
847010 ELEC CALCULATOR,DATA REC MAC	21467	80410	15859	57482
847021 CALC. MACH W PRINT DEVICE		6		9
847029 OTH ELECTRO CALCULATING MACHIN		197	8	77
847030 OTHER CALCULATING MACHINES		105	931	1351
847050 CASH REGISTERS	2209	36743	3943	24261
847090 OTH POSTAGE,TICKET ISSUE MACH	432	12297	1335	10192
847130 PORTABLE AUTOMATIC DP MACHINE	1139804	14655136	687557	3949088
847141 OTH AUTOMATIC DATA PRO MACHINE	10028	1091637	30702	191927
847149 OTH PRESENTED IN FORM SYSTEMS	14341	164366	4190	56578
847150 PROCESSI UNIT O/T,H-8471.41,49	309268	2361311	138885	1077820
847160 INPUT,OUTPUT UNIT IN S-HOUSING	167616	571223	54293	216648
847170 STORAGE UNITS	67890	507255	98398	461507
847180 OTH UNITS OF AUTO DAT PRO MACH	5056	29831	3237	59975
847190 OTH LAN,BRIDGES,HUBS EXCL SWIT	77033	461359	47267	483230
847210 DUPLICATING MACHINES		1397	285	448
847230 SORTING/FOLDING/AFFIXING MACH		298		538
847290 OTHER, OFFICE MACHINES	213234	1147343	65759	848735

Contd.

10.11 Imports by Economic Categories (Detail)

(In Thousand Rupees)

ITEMS	DECEMBER, 2014	FROM JULY, 2014	DECEMBER, 2013	FROM JULY, 2013
847310 PARTS/ACCESS OF MACH H-84.69		1504		915
847321 PART CALC MACH H-8470.10.21.29		127	59	510
847329 OTH PARTS OF MACH H-84.70	1531	25434	3160	15634
847330 PARTS/ACCESS OF MACHINE 84.71	89660	680494	128356	542914
847340 PARTS/ACCESS MACHINE HEAD84.72	8883	150374	11073	77425
847350 PARTS/ACCESS MAC HD84.69-84.72	736	5996	62	743
847410 SORTING/SCREENING/WASHING MACH	53983	194810	5999	13589
847420 CRUSHING OR GRINDING MACHINES	49614	471699	7809	169485
847431 CONCRETE OR MORTAR MIXERS	79639	549668	56940	280786
847432 MACH FOR MIXING MINERAL&BITUME	23052	206117	103962	255750
847439 OTH MACH FOR MIXING MINERALS		7216	21190	48596
847480 OTHER MACHINERY	13933	68748	10713	54965
847490 PART OF SORTING,SCREENING MACH	84020	734702	69100	698972
847510 MACH FOR MAKING ELEC LAMP/TUBE		152		
847529 OTH GLASS WORKING MACHINES	5191	82256	40209	117000
847590 PARTS OF MACHINES H-NO.84.75	4049	37188	1050	98658
847621 BEVERAGE/VENDING MA W REFRIG		3996		
847629 OTH,AUTOMA BEVERG-VENDING MACH		22		1417
847681 OTH MACH HEATING/REFRIG,DEVICE		158		423
847689 OTH MACH INCL MONEY CHANG MACH		26		
847690 PARTS OF MACH HEADING 84.76	27	68		157
847710 INJECTION-MOULDING MACHINES	258550	1007209	168445	1295284
847720 EXTRUDERS	73544	521555	63461	142349
847730 BLOW MOULDING MACHINES	15852	285206	40046	210209
847740 VACCUM MOLDING/THERMOFORM MACH	12984	27982	26578	57810
847751 MACH MOULD PNEUMATIC TYRE,TUBE	1310	175913		35065
847759 OTH MACH FOR MOLDING/FORMING	37656	74588		81008
847780 OTH MACH FOR WORKING RUB/PLAST	34382	351466	39459	894083
847790 PARTS OF MACH,WORKING RUB/PLAS	83489	294663	22766	382372
847810 MACH FOR REPARING TOBACCO	82131	178849	68272	706318
847890 PARTS OF MACHINES OF H-84.78	27297	186687	70223	199617
847910 MACH FOR PUBLIC WORKS,BUILDING	23762	202212	32242	438228
847920 MACH FOR EXTRACT/PREP FATS/OIL	5725	232646	8846	29964
847930 PRESS PARTICAL/FIBRE BOARD ETC	1136	146321	70356	104910
847940 ROPE OR CABLE MAKING MACHINES	24295	75517	315	16703
847950 INDUSTRIAL ROBOTS(N.E.S.)		42628	120	412
847960 EVAPORATIVE AIR COOLERS	8079	190516	19711	84909
847979 OTH PASSENGER BOARDING BRIDGES	34470	39338	22859	22859
847981 MA FOR TREATING METAL/FLE WIRE	1759	58038	10073	33227
847982 MIX/KNEAD/CRUSH/GRIND ETC MACH	139815	2681949	732417	2302221
847989 OTH APPLI IDIVIL FUNCTIO MACH	2097595	3953272	974923	2339450
847990 PART OF MA H- 8479.20.60.82.84	284358	722187	104802	713777
848010 MOULDING BOXES FOR MET FOUNDRY	1679	13546	10	8107
848020 MOULD BASES	4280	28737	4838	16579
848030 MOULDING PATTERNS	104	8943		4352
848041 INJECTION OR COMPRESSION TYPES	5158	40923	1403	16342
848049 OTH, MOULDS FOR METAL/CARBIDES	43771	160811	47831	124461
848050 MOLULDS FOR GLASS	7364	65049	2460	22694
848060 MOULDS FOR MINERAL MATERIALS.	3542	23767	3588	76563
848071 INJECTION OR COMPRESSION TYPES	72701	224715	15827	452272
848079 OTH MOULDS FOR RUBBER/PLASTICS	118177	513546	91187	811417
848110 PRESSURE-REDUCING VALVES	184292	1140687	317040	2030023
848120 VALVES,OLEOHYD/PNEUMATIC TRANS	53913	1213249	22395	165311
848130 CHECK (NONRETURN) VALVES	73188	489677	58674	392127
848140 SAFETY OR RELIEF VALVES	87271	408947	57551	353380
848180 OTH APPLIANCE(TAP,COCKS,VAL)	423449	3370984	640154	3873841
848190 PARTS OF APPLICANCE H-NO.84.81	81468	538204	107400	630004
848210 BALL BEARINGS.	392003	2032422	306841	1534998

Contd.

10.11 Imports by Economic Categories (Detail)

(In Thousand Rupees)

ITEMS	DECEMBER, 2014	FROM JULY, 2014	DECEMBER, 2013	FROM JULY, 2013
848220 TAPERD ROLLER BEARING INC CONE	82264	380925	79015	344090
848230 SPHERICAL ROLLER BEARINGS	29714	192453	43011	207132
848240 NEEDLE ROLLER BEARINGS	5854	38835	8391	36547
848250 OTH CYCLINRICAL ROLLER BEARING	38873	135318	11603	94795
848280 OTH COMBINED BALL/ROLLER BEAR	39768	234325	49756	234282
848291 BALLS, NEEDLES/ROLLERS PARTS	14655	93342	14181	77487
848299 OTH PARTS OF BALL/ROLLER BEAR	23731	145964	20867	115311
848310 TRANSMISSION/CRANKS/SHAFTS.CAM	252426	1475302	178320	1082332
848320 BEARING HOUSING-BALL/ROLR BEAR	4309	54090	8768	64796
848330 BEARING HOUSING NOT INCOR BEAR	172730	1078299	252120	880342
848340 GEAR,CHAIN SPOK,GEAR BOXES ETC	147322	1143131	124858	744181
848350 FLYWHEL/PULEY INCL PULEY BLOCK	10245	62092	3883	59805
848360 CLUTCHES AND SHAFT COUPLING	72036	365744	40373	257920
848390 PARTS OF HEADING 84.83	24422	311957	120780	280487
848410 GASKET&SIMILAR JOINT OF MATALS	72631	394507	69558	409666
848420 MECHANICAL SEALS	34754	301272	49993	210311
848490 OTH GASKET&SIMI JOINT DISSIMIL	34219	345185	520417	1595301
848610 MACH FOR MANUF BOULES / WAFERS		10		4474
848620 MAC FOR MANUF S-COND,I-CIRCUIT		21824		4183
848630 MACH FOR MANUF FLAT PANEL DISP		44		
848640 MACH FOR MANU OF I-CIRCUIT,NES				46726
848690 PARTS&ACCE OF MACH MANU S-COND		9894	53	228
848710 SHIPS/BOATS,PROPELLERS&BLADES	27	10819	279	839
848790 O-PARTS&ACCE NOT CON ELE-CONNE	26146	142422	38048	181662
850110 ELEC MOTOR OUTPUT NOT>37.5.WAT	136762	345123	56640	276236
850120 UNIVERSAL AC/DC MOTOR >37.5 W	31215	141671	16277	69571
850131 OTH DC MOTOR/GEN 0-P=750 WATT	27301	114278	15582	72403
850132 O-DC MOTOR/GEN 0-P-750W-75KW	2772	89084	8744	42444
850133 OTH DC MOTO/GEN 0-P-75KW-375KW	10591	73633	5719	22678
850134 OTH DC MOTOR/GEN OUTPUT >375KW		95991	2152	6235
850140 OTH AC MOTORS,SINGLE-PHASE	79263	462659	95403	419654
850151 OTHER AC MOTORS MULTI-PHASE	23638	153054	12383	90431
850152 AC MOTORS,OUTPUT-750W-75KW	191554	1134463	134285	769257
850153 AC MOTORS,OUTPUT>75KW	63146	429302	34423	215185
850161 AC GENERATORS OUTPUT NOT>75KVA	16557	239376	84183	272131
850162 AC GENERATORS OUTPUT-75-375KVA	8642	55708	3998	64685
850163 AC GENERATOR 0-P-375KVA-750KVA	1790	12325		19806
850164 AC GENERATORS OUTPUT >750 KVA	6015985	7393440	163114	261797
850211 EL GNERATOR (DIESEL)0-P>75 KVA	180591	1642427	235106	1326243
850212 GENER SET(DIESEL)OP- 75-375KVA	103771	849052	168251	953710
850213 GENER SET(DIES ENG)OP>375KVA	2444097	7338134	1464327	5830626
850220 GENER SET(SP-ING ENG)OP>375KVA	205733	2424349	82223	2429247
850231 GENERATING SETS,WIND POWERED		156096	2978042	5618583
850239 OTHER GENERATING SETS	1619645	7613338	455539	1312236
850240 ELECTRIC ROTARY CONVERTERS.	380	745	2691	2924
850300 PARTS FOR MACHIN H-85.01/85.02	542047	2571165	184763	684082
850410 BALLAST FOR DISCHARG LAMP/TUBE	9700	76763	9533	53579
850421 LIQUID DIELECRICT FORMERS		6675	1197	415089
850422 LIQ D-E T/FORMER-650-10000KVA		23833	2024	18623
850423 LIQ DI-ELE T/FORMER >10000KVA		134714	1076340	1370085
850431 OTH TRANSFORMER-PHC-NOT>1 KVA	68466	395635	39827	377097
850432 OTH TRANSFORMER-PHC-1KVA-16KVA	11336	69389	3376	418252
850433 OTH TRANSFORMER-PHC-16-500KVA	48041	236145	23431	94278
850434 OTH TRANSFORMER-PHC>500 KVA	1055756	2265574	43147	607469
850440 STATIC CONVERTERS	650061	4656731	394504	2296078
850450 OTHER INDUCTORS	37121	168589	29149	230974
850490 PARTS ELEC POWER MACH H-8504	117064	654195	39017	358937
850511 PERMANENT MAGNETS AND ARTICLES	4968	34072	1268	12807

Contd.

10.11 Imports by Economic Categories (Detail)

(In Thousand Rupees)

ITEMS	DECEMBER, 2014	FROM JULY, 2014	DECEMBER, 2013	FROM JULY, 2013
850519 OTH PERMANENT MAGNETS&ARTICLES	11890	68615	11920	53884
850520 EL-MAGNET COUPLING,CLUTCH ETC	5403	27022	17853	39137
850590 OTH EL-MAGNET INC/PART HD85.05	4785	127953	4376	38669
850610 MANGANESE DIOXIDE P/CELL&BATT	75016	438934	77107	415983
850640 SILVER OXIDE P/CELL&BATTERIES				917
850650 LITHIUM PRIMARY CELL&BATTERIES	22837	183508	21166	118969
850660 AIR ZINC PRIMARY CELL&BATTRIES	1554	3423		23212
850680 OTHER PRIMARY CELL&BATTERIES	45197	218474	30053	140808
850690 PARTS OF PRIMARY CELL&BATTEIES	7333	32028	1024	7261
850710 LEAD-ACID ACCUMULATOR(STARTNG)	1062	29845	1439	31162
850720 OTHER LEAD-ACID ACCUMULATORS	302077	3656561	507833	2401330
850730 NICKEL-CADMIUM ACCUMULATORS	13140	23798	775	9887
850740 NICKEL-IRON ACCUMULATORS			5	5
850750 BATTRIES NICKEL-METAL HYDRIDE		718		207
850760 BATTRIES LITHIUM-ION	3374	13872	405	2266
850780 OTHER ACCUMULATORS	10660	104373	89728	161244
850790 PARTS EL-ACCMOLATOR INCL SEPR	19749	194486	2619	182298
850811 VACUM CLEANER SE-CONTA E-MOTOR	3178	20967	2930	21508
850819 OTH VACUUM CLEANERS SELF MOTOR	1698	18348	744	10795
850860 OTHER VACUUM CLEANERS	1386	6042	2111	6274
850870 PARTS OF VACCUM CLEARNERS	26	2800	20	401
850940 FOOD GRINDER/MIXERS&JUICE EXT	55033	416745	66186	317742
850980 OTH DOMESTIC APPLIANC	14981	124254	10770	52741
850990 PARTS DOMESTIC APPLIAN	19016	115404	16291	90445
851010 SHAVERS SELF CONTAINED EL-MOTO	1286	22737	3637	19640
851020 HAIR CLIPPERS SELF CON EL-MOTO	894	23343	784	10208
851030 HAIR-REMOVING APPLIANCES	3968	47624	13763	21132
851090 PART OF SHAVER/CLIPPER/REMOVER	716	9359	12	126
851110 SPARKING PLUGS	70749	466314	72291	428554
851120 IGNITION/DYNAMOS MAG-FLYWHEELS	5435	41213	7054	53888
851130 DISTRIBUTORS;IGNITION COILS	17428	125446	11592	96383
851140 STARTERS MOTORS/DUEL PUR GENER	4056	73372	16408	56649
851150 OTHER GENERATORS	688	34699	705	14102
851180 OTH EL-IGNITION/START EQUIP	367	9130	2499	14326
851190 PARTS OF THE HEADING NO.85.11	71714	495099	45392	200627
851210 LIGHTS SIG EQUIP BICYCLE USED	524	2034	3661	4032
851220 OTH LIGHTING SIG EQUIPMENT	230168	778575	77099	481176
851230 SOUND SIGNALLING EQUIPMENT	10887	64735	7834	35625
851240 WINDSCREEN WIPER,DEFROST/DEMIS	2446	15052	2601	13752
851310 PORTABLE ELECTRIC LAMPS	243177	719937	158103	445835
851390 PARTS(OF THE HEADING NO.85.12)	736	4236	830	2746
851410 RESISTANCE HEATED FURNACE/OVEN	4783	6761	1243	4243
851420 INDUCTION/DIELECTRIC FUR/OVENS	72	21343	68	24761
851430 OTHER FURNACES AND OVENS	3592	125183	2220	69025
851440 OTH IND/DI-EL HEATING EQUIPMNT	5926	21440	817	11384
851490 PARTS(OF HEADING NO.85.14)	5035	43284	3667	27063
851511 SOLDERING IRONS AND GUNS	12822	41490	3089	12161
851519 OTH BRAZING/SOLDER IRONS&GUNS	5419	30054	3984	10466
851521 MACHINES,RES WELDING OF METAL		4218		1456
851529 OTH MACH RES WELDING OF METAL	3457	79567	6735	54214
851531 MACH ARC WELDING METAL F/AUTO		7743	157	12186
851539 OTH MACH/APP ARC WELDING METAL	16733	87225	73526	193728
851580 OTH MACH/APP HOT SPRAYING METL	14839	75281	9496	149807
851590 PARTS(OF HEADING NO.85.15)	16980	79120	7625	105238
851610 ELE INSTANEOUS/IMERSION HEATER	9709	42220	2387	8745
851621 STORAGE HEATING RADIATORS	3035	8899	213	1245
851629 OTH ELE SPACE/SOIL HEATNG APPA	15234	424958	13413	97836
851631 HAIR DRYERS	4770	29464	2207	34857

Contd.

10.11 Imports by Economic Categories (Detail)

(In Thousand Rupees)

ITEMS	DECEMBER, 2014	FROM JULY, 2014	DECEMBER, 2013	FROM JULY, 2013
851632 OTHER HAIR DRESSING APPARATUS	2085	22990	2573	11837
851633 HAND DRYING APPARATUS	87	3613	90	1449
851640 ELECTRIC SMOOTHING IRONS	13724	64816	11691	70398
851650 MICROWAVE OVENS	5197	103101	40826	132940
851660 OTH OVEN/COOKER/GRILL/ROASTERS	24068	110006	21482	83960
851671 ELECTRIC COFFEE OR TEA MAKERS	18167	60774	5379	25463
851672 ELECTRIC TOASTERS	20160	110134	17122	53710
851679 OTH ELECTRIC-THERMIC APPLIANCE	17450	80285	3033	77905
851680 ELECTRIC HEATING RESISTORS	12253	82909	16784	63113
851690 PARTS EL-THERMIC APP H-85.16	132295	640578	118560	500359
851711 LINE TELEPHONE CORDLESS H-SETS	4920	40087	3005	10392
851712 TELEPHONE FOR CELLULAR NETWORK	6525254	35149206	5387698	33339854
851718 OTHER TELEPHONES	4687	55444	9808	37408
851761 BASE STATIONS FOR WIRELESS N-W	455264	2488488	159372	4674794
851762 MACH FOR RECEPTION VOICE/IMAGE	1976041	16043702	2475090	10287750
851769 OTHER APPARATUS	1057367	9869769	678056	6745681
851770 PARTS FOR TELEPHONES/WIRELESS	634174	6055415	499186	4850009
851810 MICROPHONES AND STANDS THEREOF	5936	30778	1341	16499
851821 SINGLE L/SP MOUNTED IN ENCLOUR	29551	106103	13281	58387
851822 MULIPLE L/SP MOUNTED IN ENCL	33554	178310	16594	147375
851829 OTH L/SP NOT MOUNTED IN ENCL	38955	201612	30314	119181
851830 HEAD/EAR/MICRO PHONE SPEAK SET	40771	234716	49937	120263
851840 AUDIO FREQUENCY ELEC.AMPLIFIER	5722	38251	3803	24748
851850 ELECTRIC SOUND AMPLIFIER SETS	2169	22994	2608	9310
851890 PARTS & ACCESSORIES HEAD 85.18	8341	104222	1878	16493
851920 APPA OPERATED BY COINS,BANKNOT			15	19
851930 TURNTABLES (RECORD-DECKS)		8		35
851981 O-APPA USING MAG/OPTICAL MEDIA	34	405		1279
851989 OTH COMPACT DISK PLAYERS	3864	17216	3045	18964
852110 MAGNETIC TAPE TYPE	1455	11036	2925	20540
852190 OTH VIDEO REC/REPRODUCING APP	11112	82539	10302	67188
852210 PICK UP CARTRIDGES	63	69		1265
852380 DATA/SOUND RECORDED AUTO.DPM	9051	4269252	675558	1205810
852550 TRANSMISSION APPA FOR RADIO/TV	5152	81257	858	41477
852560 TRANSMISSION APPARATUS	27030	144757	36055	234136
852580 TV CAMERAS,DIGI/VIDEO CAMERA-R	35171	241633	77296	237423
852610 RADAR APPARATUS	208	18333	18	5261
852691 RADIO NAVIGATIONAL AID APPARAT	10428	164098	11810	69069
852692 RADIO REMOTE CONTROL APPARATUS	830	7926		8
852712 POCKETSIZE RADIOCASSETTE PLAYER	262	1703	200	2194
852713 OTH APPA COMB W/SOUND REC/PRO				743
852719 OTH RECORDING/REPRODUCING APPA	5335	19959	4459	21474
852721 OTH RADIO BRO-RECEIVER FOR VEH	5934	28355	736	4922
852729 OTH SOUND REC/REPRO APPA VEH	65910	321017	2616	13096
852791 OTH APPA COMB W/SOUND REC/PRO	21	319		1467
852792 APPA NOT COMB W-S-RECOR/REPROD	26	97		
852799 MODEMS FOR SUND RECOD APPA	62	1004		14451
852841 MONITORS AUTOM DATA PRO SYSTEM	385	135016	7029	45174
852849 OTH CATHODE-RAY TUBE MONITORS	692	4261	85	5175
852851 OTH MONITOR DATA PROCESSING SY	294493	1182209	158961	918018
852859 OTHER MONITORS	27515	44486	479	15022
852861 PROJECTOR FOR AUTO- DPS-H8471	15795	125476	9407	65321
852869 MULTIMEDIA PROJECTOR-FOR DP-SY	985	3058	4661	7199
852871 RECEPTION APPA FOR TV	24462	120827	12637	66906
852872 OTH COLOUR TV SETS	94897	610115	8987	80581
852910 AERIALS/REFLECTORS ALL KINDS	30566	244049	13093	85663
852990 OTH PARTS/APP H-85.25-85.28	514302	2939618	562750	3391839
853010 EL-SIGNAL EQP RAILWAY/TRAMWAY		2945		204399

Contd.

10.11 Imports by Economic Categories (Detail)

(In Thousand Rupees)

ITEMS	DECEMBER, 2014	FROM JULY, 2014	DECEMBER, 2013	FROM JULY, 2013
853080 OTH SIGNAL EQP EL TRAFIC CONT	5618	74404	1505	63427
853090 PARTS OF EQP HEAD 85.30	1669	3659	129	15004
853110 BURGLAR/FIRE ALARMS/SIMIL APPT	17057	247524	15087	76728
853120 INDICATOR PANEL INCORP LCD/LED	16326	105074	10551	60507
853180 OTHER APPARATUS	5857	47052	4472	67234
853190 PARTS ELEC SOUND/VIS SIG APPT	6734	84573	26005	8078114
853210 FIX CAPACITO 50/60HZ CAP.5KVAR	13325	304733	12512	62559
853221 OTHER FIXED CAPACITOR	86	1052	51	369
853222 ALUMINIUM ELECROLYTIC FIX CAP	81	8888	20	1656
853223 CERAMIC DIELEC,SIN-LYR FIX CAP	834	4770	783	2096
853224 CERAMIC DIELEC MUL-LYR FIX CAP	1924	10252	134	5854
853225 DIELECTRIC PAPER PLAS FIX CAP	2251	4970	566	1494
853229 OTHER FIXED CAPACITORS	35181	146343	25631	90051
853230 VARIABLE/ADJUSTABLE CAPACITORS	6473	13372	1116	5073
853290 PARTS OF ELECTRICAL CAPACITORS	1513	14203	4507	18453
853310 FIXED CARBON RES COMP/FILMTYPE	1445	30413	8080	15728
853321 OTH FIXED RES CAPACITY < 20 W	229	2003	683	5595
853329 OTHER FIXED RESISTORS	15491	72123	4759	37430
853331 W/WOUND RESISTOR- RHEO&POTEN	2127	12450	1277	7940
853339 OTH W/WOUND VARIABLE RESISTORS	3241	11377	1253	19547
853340 OTH VAR RES INCL REHEOSTATS	7663	57830	5281	19221
853390 PARTS FOR ELECTRICAL RESISTERS	483	4380	168	3755
853400 PRINTED CIRCUITS	88927	494941	103991	439307
853510 FUSES FOR VOLTAGE >1000 VOTTS	7661	32220	4491	22363
853521 AUTOMA C-BRAKER VOT <72.5 KV	58259	412829	219862	427373
853529 OTH AUTOMATIC CIRCUIT BRAKER	4657	172883	29671	558617
853530 ISOLATING/MAKE-AND-BREAK SWIT	8720	87622	9876	118509
853540 LIGHT ARRESTER,VOL LIMITER ETC	26495	122896	4645	24395
853590 ELEC APP SWITCHING CIR>1000VOL	37696	294279	23189	1395359
853610 FUSES FOR VOLTAGE <1000 VOLTS	6460	43709	8114	30069
853620 AUTOMATIC CIR BREAKER	171805	1088058	165501	917636
853630 OTH APP PROTECTING ELEC CIRCUL	1148	29888	8308	21349
853641 RELAYS FOR VOLTAGE	8900	144027	13378	62717
853649 OTHER, RELAYS	55810	433088	63973	524820
853650 OTHER SWITHCES	86504	476906	68716	364659
853661 LAMP HOLDERS	6838	45360	5162	25325
853669 OTHER,PLUGS AND SOCKETS	61289	426693	71841	349071
853670 CONNECTORS FOR OPTICALFIBRES	2903	20317	4557	18692
853690 OTH ELECTRICAL APPARATUS	146112	690035	132117	590608
853710 BOARD,PANEC ETC VOLTAGE-1000V	525407	2742718	458407	1795627
853720 BODIES,CONSOLE ETC VOLT>1000V	68604	524963	8749	551786
853810 BOARD,PANELS GOODS HEAD 85.37	32132	211436	28127	235142
853890 OTH PARTS SUITABLE GOOD H85.37	289213	1393854	153057	973651
853910 SEALED BEAM LAMP UNITS	9787	51861	6897	42177
853921 TUNGSTEN HALOGEN LAMPS	22528	121329	21844	116115
853922 OTH LAMPS 200W FOR VOLT>100V	11010	50317	11210	67007
853929 OTH FILAMENT LAMPS EXCL U-VIOL	80528	271466	62579	231058
853931 DISCHARGE LAMP O/TAN U-V-LAMP	17236	67684	2029	35746
853932 MERCURY OR SODIUM VAPOUR LAMPS	2275	22163	3387	10961
853939 OTH DISCHARGE LAMPS,O/TH ULTRA	910448	4641092	1336249	6119246
853941 ARC-LAMPS (ELECTRIC)	1490	3371	395	1448
853949 OTH ULTRA-VOILET/INFRA-REDLAMP	3391	12350	3419	23262
853990 PARTS ELECTRIC FILAMENT/D-LAMP	39732	209155	46031	161430
854011 CATHODE-RAY TV PICTURE TUBES	13771	54502	20087	76040
854040 DATA GRAP DISPL TUBE,COLO/MONO		108		
854060 OTHER CATHODE-RAY TUBES				62
854071 MAGNETRONS	33524	172941	48301	164841
854079 OTH,MICROWAVE TUBE,CARCINOTR		793		

Contd.

10.11 Imports by Economic Categories (Detail)

(In Thousand Rupees)

ITEMS	DECEMBER, 2014	FROM JULY, 2014	DECEMBER, 2013	FROM JULY, 2013
854081 OTHER VALVES AND TUBES:		22	3707	3707
854089 OTHER VALVES ANA TUBES,N.S.	64	4088	319	2927
854099 OTH PARTS OF HEADING NO.85.40				170
854110 DIODES,OTH THAN PHOTOSENSITIVE	11155	82071	14025	47029
854121 TRANSISTOR O/THAN PHOTOSENSITV	2846	16084	3832	10574
854129 OTH TRANSISTOR O/TH PHOTOLEN	6871	36123	7430	54064
854130 THYRISTORS DIACS AND TRIACS	196	13722	1118	10783
854140 PHOTOSENSITIV SEMICONDUCTOR DE	499008	8619696	3919443	7965387
854150 OTH SEMICONDUCTOR DEVICES	7811	37353	1782	68055
854160 MOUNTED PIEZO-ELECTRIC CRYSTAL	18	4940	1341	3847
854190 PARTS OF APPARATUS OF H-85.41	5798	41730	4196	28341
854231 ELECTRONIC INTEGRATED CIRCUIT	21318	168372	26989	270993
854232 MEMORIES	3339	25280	1714	7978
854233 AMPLIFIERS	2469	9272	3394	10501
854239 OTH ELECTRO INTEGRATED CIRCUIT	55674	323203	41059	166842
854290 PARTS OF ELEC INTIGRAT CIRCUIT	1298	26826	12436	29233
854310 PARTICLES ACCELERATORS		3748		
854320 SIGNAL GENERATORS	4726	16949	27814	41956
854330 MACH APPA EL-PLATNG ELECTROLYS	12071	65969	1034	7105
854370 OTHER MACHINE/APPARATUS	177530	1602882	200925	731245
854390 PARTS OF THE APPARATUS H-85,43	22865	161708	20074	70229
854411 WINDING WIRE OF COPPER	1378	67792	6269	93566
854419 OTHER WINDING WIRE OF COPPER	111629	447831	53561	256445
854420 CO-AXIAL CABLE & CONDUCTORS	49390	378049	145315	341151
854430 IGNITION & OTHER WRITING SETS	26532	219152	35568	64757
854442 COMPUTER LEADS WITH CONNECTOR	146802	1455741	76611	963543
854449 OTH ELECTRIC CONDUCTOR N>1000V	414660	3708527	378589	2010104
854460 OTH EL CON FOR VOLTAGE >1000V	83899	590068	185910	832603
854470 OPTICAL FIBRE CABLES	21206	137369	24223	176468
854511 ELECTRODES USED IN FURNACES	12	53977	6438	17600
854519 OTHER ELECTRODES	371	12052	4462	5662
854520 CARBON BRUSHES	3733	28472	3826	26683
854590 OTH LAMP/BATTERY CARBON,GRAPIT	5446	20854	1714	19796
854610 EELECTRICAL INSULATOR OF GLASS		1873	159	2720
854620 EELECTRICAL INSULATOR CERAMICS	509	24254	214209	399925
854690 OTH ELE INSU OTH THN GLAS,CERA	13252	68147	1127	54668
854710 INSULATING FITTINGS OF CERMIC		129	4363	4476
854720 INSULATING FITTINGS OF PLASTIC	660	3613	260	2447
854790 OTH INSULATIN FITT PLAS/CERMIC	4379	490854	7738	31944
854810 WAST/SCRP PRI BATRY,CEL,ACCUMU		627		201461
854890 OTH,PARTS ELE MACHINE/APP NES	40	1390	474	3796
860110 RAIL LOCOMO POWERED ELECTRICIT				44
860210 DIESEL ELECTRIC LOCOMOTIVES		4094764		
860390 OTH,RAILWAY OR TRAMWAY COACHES		3045		
860400 RAIL/TRAMWAY MAINTENANCE VEHIC	549730	549730		26373
860610 TANK WAGONS AND THE LIKE	460253	460253		
860699 OTH RAIL,TRAMWAY GOOD VAN(NSP)	1226700	1226700		
860719 OTH INCL PARTS AXELS/WHEEL	182	277919	5890	38454
860721 AIR BRAKES AND PARTS THEREOF	10203	19740		
860729 OTH BRAKES LOCOMO&PATS THEREOF	13212	35118		1514
860730 HOOKS,COUPLIN DEVICES,BUFFERS	3247	8492		3235
860791 OTHER PARTS OF LOCOMOTIVES	175152	4394135	96913	644084
860799 OTH RAILWAY LOCOMOT STOCK PART	1535	44162	881	5945
860800 RAIL/TRAMWAY TRACK FIXTURES		28131	232097	335209
860900 CONTINERS SPECIL DESI,EQUIPPED	6472	46955	29678	175043
870110 PEDESTRAIN CONTROLLED TRACTORS				448
870120 ROAD TRACTORS FOR SEMI-TRAILER	58450	2323746	231059	946693
870190 COMP AG-TRACTORS-ANY KIT FORM	389943	1545563	81990	1562690

Contd.

10.11 Imports by Economic Categories (Detail)

(In Thousand Rupees)

ITEMS	DECEMBER, 2014	FROM JULY, 2014	DECEMBER, 2013	FROM JULY, 2013
870210 M.VEH 10 OR >PERSON DIESEL ENG	536576	2073261	318082	2210905
870290 COMP O-M-VEH 10PER&DERIVER AKF	47352	303384	19250	482903
870310 M-CAR FOR TRAVEL ON SNOW/GOLF	489	7153		1454
870321 MOTOR VEH CYLNDER CAP-1000CC	2166295	14735560	1502195	10714293
870322 OTH CAR CY CAP>1000CC - 1500CC	2326555	11763486	1201704	8749280
870323 OTH VEH CYL CAP 1500 - 3000CC	1978404	9913264	712335	6604978
870324 OTH VEH CYL CAPACITY>3000CC	251839	1717276	138785	1525052
870331 OTH VEH(DIESEL ENG)CYL-C-1500CC		121279	952	59361
870332 VEH(DIESEL ENG)CY-1500 -2500CC	13502	103459		56329
870333 OTH VEH(DIESEL ENG)CAP>2500CC	8648	233291	22793	5110887
870390 OTH M-CAR/M-VEH FOR PERSONS	1035	52256	10185	68929
870410 DUMPERS DESIGN FOR OFF-HIGHWAY	358	158341	10494	594290
870421 OTH VEH(DIESEL ENG)NOT>5TONNES	618296	3190132	329136	2829787
870422 OTH VEH(DIESEL ENG)GVW-5-20TON	516994	2273414	155925	1263783
870423 OTH VEH(DIESEL)GVW >20 TONNES	218557	430097	72553	216408
870431 OT VEH SPARK-IGNITION NOT>5TON	429142	2076977	216509	1593449
870490 OTH VEH FOR TRANSPORT GOODS			236	236
870510 CRANE LORRIES	20895	200607	18768	54187
870520 MOBILE DRILLING DERRICKS			13821	13821
870530 FIRE FIGHTING VEHICLES	49381	49381		53237
870540 CONCRETE-MIXER LORRIES	232195	270077	148308	438237
870590 OTH SPECIAL PURPOSE MOTOR VEHL	12275	758731	130966	686616
870710 BODIES/CABS FOR VEH-H-87.03	1070	5452	2615	7252
870790 BODIES OF VEH-H-87042190&.3190	16790	87245	9656	56542
870810 BUMPERS AND PARTS THEREOF	6692	54695	3961	34028
870821 OTH PART ACCE OF BODIES,SEATS	12984	90780	11998	44523
870829 OTH PART ACCE OF BODIES,CABS	326952	2458062	383760	3388776
870830 BRAKES&SERVO-BRAKES,PARTS VEH	41971	236415	18442	129983
870840 GEAR BOXES AND PARTS THEREOF	56542	422271	58924	218036
870850 DRIVE-AXLES WITH DIFFERENTIAL	30012	152862	23480	107447
870870 ROAD WHEELS&PARTS&ACCESSO	19674	214536	15730	84578
870880 SUSPENSION SYS,SHOCK-ABSORBERS	137288	791541	51941	328346
870891 RADIATORS & PARTS THEREOF VEH	23100	116261	8193	62859
870892 SILENCERS&EXHAUST PIPES,PARTS	306	1968	36	3289
870893 CLUTCHES AND PARTS THEREOF	9590	213612	12091	65262
870894 STEERING WHEELS,CLUMNS,BOXES	54256	242109	78200	376686
870895 SAFETY AIRBAGS INFLATER SYSTEM	236	467		
870899 OTH PARTS FOR VEHICLES H-8701	409028	2186441	710203	2543689
870911 WORK TRUCKS SELF-PROPEL ELECTR	5910	7562	1264	1264
870919 OTH WORK TRUCK SELF PRO N-FITT	11824	146190	9774	9774
871000 TANKS,OTH ARMOUD FITGHING VEH	8770	22909		
871110 MOTORCYCLE CYL CAP-NOT>50CC	92	1995		151
871120 M-CYCLE CYL CAPACITY- 50-250CC	599700	4154545	542254	3129281
871130 M-CYCLE CYL CAPACITY-250-500CC	602	5626		78490
871140 M-CYCLE CYL CAP-500-800CC	2401	9448	1775	22501
871150 M-CYCLE CYL CAP EXCEEDIN-800CC	13147	48057	5000	10127
871190 OTH M-CYCLE(INCLUDING MOPEDS)	33080	377676	151472	518843
871200 BICYCLES,OTH DELIVERY TRICYCL	40471	217407	40389	179040
871310 INVALID CARRIAG NOT MECH PROPL	13876	91595	23875	72136
871390 OTH INVALID CARRIAG MOTORISED	829	3469	1000	1736
871410 SADDLES OF MOTORCYCLES,MOPEDS	363806	2685570	403203	2510334
871420 PART ACCE INVALID CARRIAGES	59	226		479
871491 FRAMES,FORKS & PARTS THEREOF	724	2137		1617
871492 WHEEL RIMS AND SPOKES	1251	5600	733	2332
871493 HUBS,COAST BRAK HUB,FREE WHEL	11126	70176	5164	25033
871494 BRAK,COAST BRAK HUB,HUB BRAK	1425	9357	1382	5634
871495 OTHER, SADDLES	4448	22502	1182	11802
871496 PEDALS,CRANK-GEAR,& PARTS THOF	997	3360	129	3999

Contd.

10.11 Imports by Economic Categories (Detail)

(In Thousand Rupees)

ITEMS	DECEMBER, 2014	FROM JULY, 2014	DECEMBER, 2013	FROM JULY, 2013
871500 BABY CARRIAGES & PARTS THEREOF	4874	30719	3618	16769
871610 TRAILER,SEMI-TRALER CARVN TYPE	798	798		5703
871620 SELF LOADING/UNLODING TRAL AGR	358	1285		
871631 TAKER/SEMI TANKER TRAILERS	509	1926		40605
871639 OTH TRAILER,SEMI TRAI FOR GOOD		58165		14778
871640 OTH TRAILERS & SEMI-TRAILERS		3404	290	2821
871680 OTH VEH NOT MECHANICALLY PROPL	2579	45389	6733	44931
871690 PARTS,TRAILER SEMI-TRAI H87.16	5989	46923	8354	33174
880100 GLIDERS AND HANG GLIDERS		1254	118	874
880212 HALICOPTER UNLADN WT>2000 KG		9276		
880220 AEROPLAN UNLADEN WT NOT>2000KG		35780	612	612
880230 AEROPLAN UNLADN W-2000-15000KG		15669		
880240 AEROPLAN UNLADN WT >15000KG	48323	8689668	559169	771997
880310 PROPELLERS,ROTORS & PATS THROF	5618	6000		7783
880320 UNDER CARRIAGES/PARTS THEREOF	1957	2627	216	2942
880330 OTH PARTS OF AEROPLANE/HELICOP	21447	649539	51163	774097
880400 PARACHUTES AND ROTOCHUTES,PART	1507	1617	270	270
880521 AIR COMBAT SIMULATORS & PARTS		10199		7066
880529 OTH GROUND FLYING TRAINER PART		4535		4430
890190 OTH VESSELS FOR PERSONS/GOODS		182836		
890310 INFLATABLE YATCHS,VESL PLE/SPO	113	408		188
890391 SAILBOATS,WITH/W-OUT AUX-MOTOR		792		1856
890392 MOTORBOAT,O/THN OUTBOARD M-BO	362	10675		
890399 OTH INFLTABLE YACHTS	2299	7290	2002	2377
890510 DREDGERS		1010559		
890590 OTH LIGHT VESSELS,FLO-CRANES		12858		
890790 OTH FLOATING STRUCTURES,TANKS		4752		5748
900490 OTH SPECT,GOGGLE&THE LIKE CORR	4115	23870	1434	21670
900510 BINOCULARS	12412	15133	27	3703
900580 OTH ASTRONOMICAL INSTRUMENTS	329	3506	644	2127
900699 O-PART,AC P-GRAPHIC F-LIGH APP	68	364	218	695
900720 CINEMATOGRAPH PROJECTOR.S-R/RE	754	9010		5827
900791 PAR,ACC-CINEMATOGRAPHIC CAMERA	106	382		47
900792 PART,ACCE-CINEMATOGR PROJECTOR	472	1792		2887
900850 PROJECTORS,ENLARGERS&REDUCERS	62	739		3067
900890 PARTS/ACCE OF IMAGE PROJECTORS		578	120	526
901010 APPA,EQUI AUTOMATC DEVELO FILM	15523	48653	467722	500178
901050 OTH APP EQU PHO-GRAPHIC LAB	699	54195	8611	26553
901060 PROJECTION SCREENS	3078	25024	196	8752
901090 PART ACCE OF APP/EUIP H-90.10	1956	9028	1181	5867
901110 STEREOSCOPIC MICROSCOPES		411	596	1134
901120 OTH MICROSCOPE P-MICROGRAPHY	243	455		6416
901180 OTHER MICROSCOPES	11673	60314	5769	108095
901190 PART,ACCE OF OPTCAL MICROSCOPE	919	4194	3008	48541
901210 M-SCOPE O/THN OPTIC M-SCOP APP	79	11969	15804	15865
901290 PART,ACC M-SCOPE O/THN OPTICAL	803	2521	178	879
901310 TELESCOPIC SIGHTS FITT TO ARMS		5917		50
901320 LASERS OTHER THAN LASER DIODS	36	3937	6399	11201
901380 OTH DEVICES APPLI&INSTRUMENTS	18318	97500		99923
901390 PARTS,ACCE OF SUB GROUP-90.13	1061	32888	19090	24918
901410 DIRECTION FINDING COMPASSES	489	800	111	111
901420 INST/APPLI AERONAUTIC NAVIGATO		10476		531
901480 OTH INS/APPLI(NAVIGATIONAL)	184	10923	982	1109
901490 PART,ACCE OF SUB GROUP OF90.14		1629	76	1155
901510 RANGEFINDERS		897	151	4680
901520 THEODOLITES AND TACHEOMETERS	171	8456	524	5500
901530 SURVEYING LEVELS	557	10236	664	7866
901540 PH-GRAMMETRICAL SURVEY INS/APP	43	43		

Contd.

10.11 Imports by Economic Categories (Detail)

(In Thousand Rupees)

ITEMS	DECEMBER, 2014	FROM JULY, 2014	DECEMBER, 2013	FROM JULY, 2013
901580 OTH INS AND APPLIANC-SURVEYING	606901	1929967	213153	1692936
901590 PARTS&ACCE OF SURVEYING INSTRU	67939	449251	58994	430600
901600 BALANCE SENSITIVITY 5CG/BETTER	2211	24194	3488	20688
901710 DRAFTING TABLE MACH W/NOT AUTO	2980	20364	1416	8912
901720 O-DRAWING MARK/MATH CALC INSTR	8184	21737	4653	20718
901730 MICROMETERS/CALLIPERS & GUAGES	2075	15415	3271	18513
901780 OTHER INSTRUMENTS	10046	52938	9427	83395
901790 PARTS/ACCE OF MEASURING INSTRU	607	5882		7613
901811 ELECTRO-CARDIOGRAPHS	12272	35400	921	46205
901812 ULTRASONIC SCANNING APPARATUS	84140	343939	17082	88222
901813 MAGNETC RESONANCE IMAGING APPA		598157		368604
901814 SCINTIGRAPHIC APPARATUS		588		20561
901819 OTH ELECTRO-DIAGNOSTIC APPARAT	341890	1051125	218382	885280
901820 ULTRA VOILET/INFRA-RED RAY APP	447	5781	538	538
901831 SYRINGES,WITH/WITHOUT NEEDLES	123890	763888	134591	821068
901832 TUBULAR METAL NEEDLE/NEDL SUTU	6650	113459	18057	149334
901839 OTH NEDLES,CATHERS,CANNULA	454894	2702600	487985	2019963
901841 DENTAL DRILL ENGINES,W/C-D-EQU		632		
901849 OTH;INS/APPLI, DENTAL SCIENCE	7945	31126	3019	26834
901850 OTH,OPHTHALMIC INST&APPLIANCE	70715	294623	32037	152104
901890 OTH INSTRUMENT & APPLIANCE.	1786674	5393441	615879	3081462
901910 MECHANO-THERPY,MESSAGE/PSY APP	5996	56541	72484	188639
901920 OZONE,OXYGEN ,AEROSOL THERAPY,	103194	486647	38321	269509
902190 OTH;APP,WORN CARY,IMPL IN BODY	10998	126286	28326	223871
902212 COMPUTED TOMOGRAPHY APPARATUS	337044	646777	9152	403434
902213 OTH X-RAY APPA FOR DENTAL USES	1070	10790	1226	1425
902214 OTH,X-RAY APP FOR MEDICAL SURG	409	727659	36229	313239
902219 X-RAY APPA FOR OTHER USES	379460	627387	91512	298359
902221 APP BASE ON ALP,BETA GAMA RADI		1810	7812	35847
902229 APP ALPHA-BE-GA RADI-OTHER USE	69973	153029		19116
902230 X-RAY TUBES	31	7091	20874	36492
902290 O-APP AL-B-G RADI INCL PA/ACCE	18388	137959	14702	153326
902300 APPA DESIGNED F-DEMANSTRATION	9378	387501	105621	339592
902410 MACH&APPLI FOR TESTING METALS	28981	84251	1825	48904
902480 O-MACH-TESTING HARDNESS/STREN	39900	204379	75786	252600
902490 PARTS&ACC-HARD/STREN TEST MACH	8561	28740	9136	30013
902511 LIQUID-FILLED THERMOMETER/PYRO	4197	38418	1274	43557
902519 OTHER THERMOMETERS/PYROMETERS	10213	75988	7286	47838
902580 OTHER INSTRUMENTS	33159	144021	35245	137161
902590 PARTS ACCE INSTRUMENTS H-9025	12678	40319	6897	31197
902610 APP,MEASUR/CHECK FLOW/ LEVEL.	21653	172057	13261	114000
902620 APP, MEASUR/CHECK PRESSURE.	108520	613456	40844	266521
902680 OTH,APP,MEASUR VARIATION LIQ/G	389956	1363446	146134	1008225
902690 PARTS,ACCE OF SUB GROUP 90.26.	17779	101854	18889	194927
902710 GAS/SMOKE ANALYSIS APPARATUS.	16622	181738	37573	125226
902720 CHROMATOGRAPHS/ELECTROPHOR INS	85151	238960	15753	235305
902730 SPECTRO,SPECTROPHOT-METER RADI	50287	158001	35416	136446
902750 OTH,INS.USING OPTCAL RADIATION	33058	286470	43364	285509
902780 OTH,INST FOR PHYSICAL CHEM ANA	173088	1202010	147415	1255225
902790 MICROTOMES;PART ACCE APP-90.27	90411	262649	35496	257591
902810 GAS METERS	22	821382	145482	160381
902820 LIQUID METERS	229	7852	668	25233
902830 ELECTRICITY METERS	12045	81470	18304	56048
902890 PART,ACCE OF SUB GROUP 90.26	27962	362309	39802	743858
902910 REVOL/PROD COUNTRS,TAXIMETERS,	1395	8468	572	3289
902920 SPEED INDICATORS/TACHOMETERS	1680	17954	2715	13488
902990 PARTS ACCE OF METERS-H-90.29	17014	89226	11848	66464
903010 INS,MEASUR IONISING RADIATIONS	20830	231626	281	55629

Contd.

10.11 Imports by Economic Categories (Detail)

(In Thousand Rupees)

ITEMS	DECEMBER, 2014	FROM JULY, 2014	DECEMBER, 2013	FROM JULY, 2013
903020 OSCILLOSCOPE&OSCILLOGRAPHS	972	22722	3448	17109
903031 O-INSTR MEASUR VOLTAGE,CURRENT	4627	24490	3544	14265
903032 MULTIMETER WITH RECORD DEVICE	1716	11585	1504	7274
903033 O-METER WITH OUT RECOED DEVICE	11216	81992	12885	91885
903039 O-OSCILLOSCOPE W-RECOD DEVICE	1426	13353		32466
903040 OTH,INS,SPE DESI FOR TELECOMMU	227	75722	13931	117160
903082 OTH,INS,MEASUR SEMICONDOCTOR		82		5956
903084 OTH,APPA,WITH RECORDING DEVIC		26757	716	1466
903089 OTH,INS,MEASUR ELECTRICAL QTY.	46100	226791	29789	139699
903090 PARTS ACCE OF SUB GROUP 90.30	6718	24451	1162	14158
903110 MACH BALANCING MECHANICAL PARTS	11554	35829	489	1099
903120 TEST BENCHES	8671	58029	1912	142524
903149 OTH,OPTICAL INS & APPLIACES.	26218	39521	29631	87046
903180 OTH,INS APPLIANCES & MACHINES.	188447	970577	79714	1045771
903190 PART,ACCE OF ARTICLE H- 90.31	11216	113358	8352	80793
903210 THERMOSTAT	30329	207992	37009	183672
903220 MANOSTAT(PRESSURE REGULATORS)	457	4892	155	6750
903281 OTH,INS HYDRAULIC OR PNEUMATIC	2207	12637	3792	11501
903289 OTH,REGULATING,CONTROLLING INS	129775	989272	87621	745502
903290 PARTS,ACCE OF ARTICLE H- 90.32	49794	180652	16094	106403
940210 DENTISTS,BARBER CHAIRS, PARTS	1406	20325	2081	61214
940290 OTH;OPE TABLES,EXAM TABLE MECH	113114	574347	32741	140148
940560 ILLUMINATED SIGN,NAMPLATES,LIK	1660	112548	1713	4222
940591 PARTS OF LAMP LIGHT FIT GLASS.	18324	91434	6388	33652
940599 OTH PARTS H-NO.94.05,N.E.S.	1794	25023	6972	16790

10.12 Exports by Areas and Countries/Territories

(In Thousand Rupees)

COMMODITIES	DECEMBER, 2014	CUMULATIVE FROM JULY,2014	DECEMBER, 2013	CUMULATIVE FROM JULY,2013
GRAND TOTALS	216,620,323	1,219,107,936	241,842,605	1,323,000,077
LATIN AMERICA	237,557	1,700,275	201,382	1,375,852
Antigua and Barbuda	635	635		238
Aruba		454		387
Bahamas	112	1,552		635
Barbados	180	5,879	4,271	36,881
British Virgin Is.		544	191	221
Cayman Islands		5,622	599	2,308
Cuba	29,420	178,896	40,817	181,413
Dominica		1,383		
Dominican Republic	112,425	511,996	26,636	412,750
Grenada	982	5,365		3,348
Guadeloupe		1,550	4,599	39,975
Haiti	5,996	291,389	40,655	126,458
Jamaica		63,907	11,453	71,738
Martinique		45,421		28,813
Puerto Rico	27,561	155,619	46,925	197,059
St.Kitts and Nevis		429		247
St. Lucia	417	5,718		13,465
St.Vincent/Grenadine	733	7,478	89	5,678
Trinidad and Tobago	59,004	416,346	25,146	254,239
US.Virgin Islands	93	93		
CENTRAL AMERICA	1,172,520	7,789,951	1,622,634	8,197,051
Belize	474	4,952	1,206	1,944
Costa Rica	20,575	196,835	34,354	164,921
El Salvador	18,554	99,200	8,569	66,084
Guatemala	33,915	278,637	74,560	367,843
Honduras	1,460	196,599	21,456	125,173
Mexico	905,633	6,238,952	1,050,960	5,515,404
Nicaragua	92,707	256,175	305,096	1,337,078
Panama	99,202	518,602	126,434	618,604
SOUTH AMERICA	2,983,539	15,578,195	3,628,895	18,562,967
Argentina	302,596	1,695,697	608,193	2,853,751
Bolivia	8,528	24,054	13,301	28,665
Brazil	606,955	3,556,987	964,940	4,935,591
Chile	824,224	4,039,020	1,092,323	4,549,377
Colombia	444,966	2,611,590	405,466	2,539,031
Ecuador	119,891	476,800	26,823	501,039
Guyana	9,776	35,093	1,303	34,096
Paraguay	82,734	572,628	52,077	212,117
Peru	366,530	1,598,701	276,601	1,392,855
Suriname	30,659	68,023	8,279	34,368
Uruguay	90,192	422,534	92,898	871,523
Venezuela,Bolivar. R	96,488	477,067	86,693	610,554
NORTH AMERICA	32,502,403	196,685,442	38,905,737	213,170,898
Bermuda	969	3,468	56	3,909
Canada	1,676,831	11,800,510	2,677,722	13,272,670
Greenland			137	137
St.Pierre & Miquelon	1,536	1,536		
U.S.America	30,823,067	184,879,928	36,227,822	199,894,183
EASTERN EUROPE	5,555,419	24,079,547	5,919,214	23,269,554
Belarus	4,925	21,965	3,532	30,470
Bulgaria	169,600	1,134,983	150,274	724,126
Czech Republic	311,599	1,790,166	365,500	1,626,541
Hungary	103,346	622,179	50,104	648,094

Contd.

10.12 Exports by Areas and Countries/Territories

(In Thousand Rupees)

COMMODITIES	DECEMBER, 2014	CUMULATIVE FROM JULY,2014	DECEMBER, 2013	CUMULATIVE FROM JULY,2013
Poland	1,165,729	7,291,730	1,217,084	5,867,778
Republic of Moldova	6,818	17,872	5,330	9,461
Romania	181,554	1,439,167	209,941	1,564,188
Russian Federation	2,699,664	8,196,742	2,666,269	8,470,435
Slovakia/Slovak R.	18,075	190,748	41,841	192,592
Ukraine	894,107	3,373,996	1,209,340	4,135,871
NORTHERN EUROPE	17,045,985	105,546,752	20,091,593	101,889,331
Denmark	788,177	4,995,544	1,035,281	5,020,036
Estonia	103,453	974,952	186,672	1,358,987
Faeroe Islands			136	136
Finland	366,291	2,675,047	697,602	3,850,361
Iceland	455	3,777	2,468	6,193
Ireland	420,209	2,678,457	393,295	2,467,989
Latvia	226,412	1,318,085	211,366	1,105,518
Lithuania	343,023	2,325,316	681,273	2,765,876
Norway	373,317	2,702,413	560,884	2,790,775
Sweden	1,144,402	6,419,347	1,439,437	5,878,804
United Kingdom	13,280,246	81,453,814	14,883,179	76,644,655
SOUTHERN EUROPE	16,915,793	89,770,952	15,938,066	80,464,404
Albania	35,312	193,781	19,286	147,635
Bosnia & Herzegovina	2,118	8,508	1,272	3,010
Croatia	104,342	635,402	81,658	369,843
Fr.Yugoslav R.Macedo		867		1,138
Gibraltar				632
Greece	936,060	3,656,013	740,767	3,349,403
Holy See				4,090
Italy	6,084,161	34,451,925	6,317,185	33,272,711
Malta	57,918	345,330	56,503	278,462
Portugal	1,334,405	7,666,484	1,757,229	8,356,481
Slovenia	415,151	2,593,514	602,216	2,284,261
Spain	7,935,941	40,093,161	6,346,266	32,221,978
Serbia	10,383	125,967	15,684	174,760
WESTERN EUROPE	25,354,821	146,621,467	28,043,382	145,580,597
Austria	179,742	977,993	194,150	1,117,275
Belgium	4,959,711	31,137,810	5,886,806	31,325,358
France	2,901,307	20,182,221	4,587,681	21,425,530
Germany	10,601,810	59,989,911	11,258,042	56,141,362
Liechtenstein			136	136
Luxembourg	216	3,012	10,390	16,007
Netherlands	6,608,000	33,708,275	6,020,702	34,912,798
Switzerland	104,035	622,245	85,475	642,131
EASTERN AFRICA	9,305,535	39,928,378	9,785,467	40,186,920
Burundi	3,449	6,255	840	6,060
Comoros	426,349	1,500,465	227,438	1,762,138
Djibouti	243,836	1,144,520	395,724	1,464,526
Eritrea	4,659	338,835	7,894	20,254
Ethiopia	1,370	43,828	6,558	82,430
Kenya	3,894,843	16,436,464	3,175,255	13,403,608
Madagascar	915,681	4,267,772	2,268,840	7,472,919
Malawi	16,099	89,427	21,578	88,743
Mauritius	194,833	1,440,610	320,030	1,693,778
Mayotte	39,627	89,198		5,896
Mozambique	1,405,889	6,233,503	1,278,614	5,655,392
Reunion	44,649	311,751	70,618	375,717
Rwanda	4,582	17,583	608	15,433
Seychelles	32,184	198,942	5,363	106,650
Somalia	232,822	908,206	423,904	1,754,605

Contd.

10.12 Exports by Areas and Countries/Territories

(In Thousand Rupees)

COMMODITIES	DECEMBER, 2014	CUMULATIVE FROM JULY,2014	DECEMBER, 2013	CUMULATIVE FROM JULY,2013
Uganda	11,700	45,072	11,962	69,057
U.R.of Tanzania	1,655,441	6,221,790	1,465,765	5,918,318
Zambia	9,124	88,904	1,586	43,632
Zimbabwe	168,398	545,255	102,892	247,764
MIDDLE AFRICA	1,063,075	4,311,013	976,016	4,256,498
Angola	493,403	2,576,761	432,214	2,004,227
Cameroon	472,608	1,272,915	259,066	980,890
Chad	1,926	1,926		3,462
Congo, Republic of	36,422	90,027		39,777
D.R.of Congo	49,693	219,218	215,996	973,154
Equatorial G.(Ri.Mi)	1,567	30,668	60,023	112,493
Gabon	7,456	119,497	8,716	142,320
Sao Tome & Principe				174
NORTHERN AFRICA	2,793,588	13,553,860	2,831,477	14,834,884
Algeria	277,401	1,477,358	363,495	1,964,776
Egypt(U.A.R.)	1,601,751	7,583,627	1,400,660	7,465,309
Libya	77,385	351,412	107,351	571,057
Morocco	139,145	764,924	128,024	825,413
Sudan	463,389	1,952,857	513,175	2,570,066
Tunisia	234,516	1,423,681	318,771	1,437,534
Western Sahara(Ri.De)				729
SOUTHERN AFRICA	2,869,252	14,700,532	2,556,362	15,880,185
Botswana	33,799	205,272	27,027	236,887
Lesotho	33,325	205,849	101,677	464,948
Namibia	10,158	64,417	2,224	65,643
South Africa	2,791,970	14,222,089	2,425,434	15,108,805
Swaziland		2,904		3,901
WESTERN AFRICA	6,777,010	16,859,286	5,247,477	15,555,851
Benin	379,093	1,505,700	969,573	4,026,524
Burkina Faso(Fr.Up.V)		2,554		
Cape Verde		5,051	1,702	5,411
Co,te d,Ivoire(Fr.Iv)	1,514,416	2,041,831	998,633	2,204,042
Gambia	191,249	884,033	160,150	589,344
Ghana	630,006	1,820,607	59,468	513,909
Guinea	2,153,397	2,379,601	1,059,856	1,614,461
Guinea-Bissau	87,407	548,060	24,008	28,509
Liberia		138,001	11,038	86,102
Mali	1,934	1,934		1,576
Mauritania	649,331	1,730,762	444,283	1,773,415
Niger	341	1,543	1,221	18,449
Nigeria	324,915	3,168,216	452,347	2,813,246
Senegal	643,640	1,880,258	61,903	349,312
Sierra Leone	147,151	610,059	149,992	385,900
Togo	54,130	141,077	853,304	1,145,649
EASTERN ASIA	28,462,813	169,492,348	37,191,073	205,227,972
China	19,733,793	115,354,349	26,467,438	137,972,153
Hong Kong S.A.Re.Chi	2,538,275	15,015,445	4,134,733	20,224,787
Japan	1,910,083	9,458,770	2,272,511	10,748,825
Korea D.P.Republic		1,564	147	6,670
Korea, Republic of	3,271,354	19,315,204	3,075,690	24,113,446
Macao.China	3,523	8,744	2,753	5,424
Mongolia		10,497	90	8,274
O.Asia(Tai.For.Pe.Ki)	1,005,786	10,327,775	1,237,711	12,148,393
SOUTH-CENTRAL ASIA	27,519,856	167,493,963	29,687,160	174,866,632
Afghanistan	15,644,492	94,736,780	15,355,824	97,079,386
Bangladesh	5,234,494	34,789,358	6,390,255	37,074,266
India	3,233,664	20,974,665	4,674,949	23,403,680

Contd.

10.12 Exports by Areas and Countries/Territories

(In Thousand Rupees)

COMMODITIES	DECEMBER, 2014	CUMULATIVE FROM JULY,2014	DECEMBER, 2013	CUMULATIVE FROM JULY,2013
Iran (Islamic R.)	234,288	1,365,035	386,649	2,450,513
Kazakstan	67,998	325,507	57,182	187,038
Kyrgyzstan/Kyrgyz R.	30,153	76,637	3,825	22,552
Maldives	126,324	459,467	70,524	482,587
Nepal	6,156	50,515	2,258	32,023
Sri Lanka	2,744,323	13,535,862	2,510,231	13,376,635
Tajikistan	37,757	508,029	200,836	509,542
Turkmenistan	148,632	614,496	2,901	96,149
Uzbekistan	11,574	57,610	31,728	152,261
SOUTH-EASTERN ASIA	10,691,898	60,138,940	9,802,279	48,733,430
Brunei Darussalam	3,883	33,280	516	17,859
Cambodia Fr.Kampuche	370,762	1,666,115	336,716	2,533,050
Timor Leste				416
Indonesia	1,314,094	7,813,549	1,256,459	6,513,643
Lao People's D.R.	4,507	43,069	14,828	43,243
Malaysia	2,977,546	10,314,583	1,949,850	9,001,076
Myanmar	148,302	699,531	132,324	734,785
Philippines	666,176	2,586,546	716,963	5,426,818
Singapore	1,069,202	16,394,640	1,073,753	4,061,270
Thailand	1,025,091	5,575,551	1,322,093	5,455,577
Viet Nam	3,112,336	15,012,076	2,998,778	14,945,694
WESTERN ASIA	23,258,642	134,021,666	27,179,689	191,210,733
Armenia	7,451	14,892	127	7,023
Azerbaijan	351,239	1,801,865	264,317	2,869,272
Bahrain	617,184	3,627,068	1,113,193	5,355,501
Cyprus	17,646	212,580	12,292	152,108
Georgia	101,947	365,668	102,947	343,891
Iraq	953,412	2,448,302	279,804	1,126,874
Jordan	597,974	2,826,628	508,135	2,141,338
Kuwait	776,445	4,619,557	994,623	5,358,689
Lebanon	303,563	1,584,856	358,698	1,820,822
Oman	1,945,354	8,748,480	1,247,483	9,585,869
Qatar	445,230	3,306,387	673,139	4,048,977
Saudi Arabia	4,755,745	23,455,385	4,349,497	22,962,886
Syrian Arab Republic	105,136	806,245	405,590	1,354,796
Turkey	3,610,387	18,389,327	3,692,587	20,219,663
United Arab Emirates	7,748,584	57,673,418	11,555,702	108,623,995
Yemen	921,346	4,141,007	1,621,558	5,239,030
AUSTRALIA AND NEW ZEALAND	2,085,763	10,663,797	2,189,746	19,573,500
Australia	1,682,683	8,502,519	1,769,074	17,618,108
New Zealand	403,080	2,161,278	420,673	1,954,693
Norfolk Island				699
MELANESIA	24,396	165,543	21,331	133,962
Fiji	12,402	113,687	13,014	109,146
New Caledonia		2,631		3,205
Papua New Guinea	11,994	48,771	8,226	16,399
Solomon Islands		310		
Vanuatu		143	91	5,211
MICRONESIA	17	299	177	1,627
Guam	17	299	177	1,627
POLYNESIA	439	5,730	23,448	27,228
Cook Islands		17		703
French Polynesia	439	5,713	4,177	7,255
Niue			16,442	16,442
Pitcairn			1,303	1,303
Samoa			1,525	1,525

10.13 Re-Exports by Areas and Countries/Territories

(In Thousand Rupees)

COMMODITIES	DECEMBER, 2014	CUMULATIVE FROM JULY,2014	DECEMBER, 2013	CUMULATIVE FROM JULY,2013
GRAND TOTALS	1,317,970	9,324,888	1,544,229	4,095,641
LATIN AMERICA		29		
Barbados		10		
US.Virgin Islands		20		
CENTRAL AMERICA	659	7,994		
Mexico	659	7,994		
SOUTH AMERICA	106	4,251	12,935	12,944
Argentina	106	411		
Bolivia		2,759		
Brazil		865		10
Colombia		215	529	529
Ecuador			12,406	12,406
NORTH AMERICA	71,073	839,047	42,938	679,044
Canada	9,730	25,952	330	2,029
St.Pierre & Miquelon				254
U.S.America	61,343	813,095	42,608	676,761
EASTERN EUROPE	13,849	29,264	47,655	197,928
Bulgaria			1,266	1,266
Czech Republic	12,472	13,289	481	508
Hungary			44,712	52,966
Poland	378	11,687	1,196	142,432
Romania	10	10		10
Russian Federation	304	1,027		727
Slovakia/Slovak R.		151		
Ukraine	685	3,099		19
NORTHERN EUROPE	184,224	891,120	13,454	56,866
Denmark	793	9,940	100	11,847
Finland		12,889	1	12
Ireland	111	111		8,047
Latvia		2,920		
Lithuania	498	2,316		
Norway	2,124	68,666		796
Sweden	3,462	245,028	9,194	12,299
United Kingdom	177,236	549,249	4,159	23,866
SOUTHERN EUROPE	9,895	704,769	58,753	109,258
Croatia		224		
Italy	9,895	698,765	31,106	70,667
Portugal				13
Slovenia		7		
Spain		5,773	27,646	38,578
WESTERN EUROPE	82,409	1,763,075	286,993	511,923
Austria	134	239	71	578
Belgium	100	161,890	3,267	3,583
France	23,921	93,793	116,199	135,678
Germany	18,484	732,186	136,222	294,410
Luxembourg			2,000	3,120
Netherlands	6,439	664,999	18,357	44,145
Switzerland	33,331	109,968	10,879	30,409
EASTERN AFRICA		992		
Kenya		992		

Contd.

10.13 Re-Exports by Areas and Countries/Territories

(In Thousand Rupees)

COMMODITIES	DECEMBER, 2014	CUMULATIVE FROM JULY,2014	DECEMBER, 2013	CUMULATIVE FROM JULY,2013
MIDDLE AFRICA		721		
Angola		721		
NORTHERN AFRICA	890	14,037	901	901
Egypt(U.A.R.)	890	12,486	901	901
Libya		1,382		
Tunisia		169		
SOUTHERN AFRICA	351	17,395		1
South Africa	346	17,380		
Swaziland	5	15		1
WESTERN AFRICA	91	4,704	434	434
Co,te d,Ivoire(Fr.lv	91	91		
Guinea		106		
Liberia		302		
Mauritania			415	415
Nigeria		4,088		
Senegal		118	19	19
EASTERN ASIA	128,511	1,302,406	416,007	655,612
China	36,571	743,212	189,818	334,931
Hong Kong S.A.Re.Chi	43,696	246,753	192,942	257,658
Japan	31,614	189,207	26,443	53,138
Korea, Republic of	15,140	119,253	779	971
O.Asia(Tai.For.Pe.Ki	1,490	3,980	6,026	8,914
SOUTH-CENTRAL ASIA	5,649	62,409	6,907	93,338
Afghanistan	3,053	4,661		17,945
Bangladesh			6	4,976
India	2,515	29,621	6,901	66,707
Iran (Islamic R.)	81	10,661		
Kazakstan		98		86
Sri Lanka		17,369		3,624
SOUTH-EASTERN ASIA	531,723	1,243,374	90,548	363,982
Indonesia		1,362	5,883	6,688
Malaysia	12,592	134,704	21,343	43,852
Philippines	143	8,580	3,286	5,013
Singapore	472,358	947,162	58,862	304,293
Thailand	46,629	151,564	1,174	4,137
Viet Nam	1	1		
WESTERN ASIA	265,295	2,415,220	559,107	1,403,378
Azerbaijan		12,019		9,329
Bahrain	1,134	1,231	12,476	12,656
Iraq	217	2,416		10,119
Jordan		93,192		101,820
Kuwait	48,539	201,355	137	2,617
Oman	811	7,552	13,553	25,431
Qatar	8,869	109,253	449	4,552
Saudi Arabia	8,710	46,584	14,654	15,228
Turkey	1,716	180,929	105	7,177
United Arab Emirates	195,301	1,740,598	500,274	1,174,223
Yemen		20,090	17,458	40,227
AUSTRALIA AND NEW ZEALAND	23,243	24,081	7,597	10,031
Australia	23,243	24,071	7,597	10,031
New Zealand		10		

10.14 Imports by Areas and Countries / Territories

(In Thousand Rupees)

TERRITORIES/COUNTRIES	DECEMBER,2014	CUMULATIVE FROM JULY,2014	DECEMBER,2013	CUMULATIVE FROM JULY,2013
GRAND TOTALS	386,514,596	2,442,471,296	380,944,204	2,271,856,632
LATIN AMERICA	95,295	341,824	44,938	134,626
Anguilla		854		6
Aruba				25
Bahamas	263	5,778	6,272	6,272
Barbados	36	1,475		2,041
British Virgin Is.	3,360	6,045	2,156	2,156
Cayman Islands		10		
Cuba	2,057	2,057	11,965	21,408
Dominica		1,209	58	3,536
Dominican Republic	7,447	23,050	448	13,929
Grenada				6
Haiti		6,082		224
Jamaica	1,591	26,570	3,289	9,098
Montserrat		896	29	908
Netherlands Antilles	721	47,559		7,074
Puerto Rico	61,207	156,905	12,808	39,241
St.Kitts and Nevis	185	213	19	118
Trinidad and Tobago	15,237	59,620	7,871	28,061
Turks & Caicos Is.		309		
US.Virgin Islands	3,192	3,192	21	520
CENTRAL AMERICA	547,616	2,420,671	382,127	2,424,707
Belize	236	87,032	3,368	105,513
Costa Rica	1,997	37,703	792	7,336
El Salvador	48,054	54,043		2,490
French West Indies		1,245		1,932
Guatemala	75,538	213,672	32,582	164,799
Honduras	560	20,723	101	17,233
Mexico	420,702	1,999,518	344,928	2,119,830
Nicaragua		5,980		493
Panama	528	755	355	5,082
SOUTH AMERICA	2,606,625	36,642,124	1,934,323	14,419,639
Argentina	211,063	22,233,636	121,586	5,774,948
Bolivia	78	11,308	480	1,079
Bouvet Island	472	1,745		25
Brazil	1,623,699	10,810,913	1,588,727	6,024,115
Chile	676,106	2,737,616	143,450	2,278,628
Colombia	16,678	90,184	28,341	70,771
Ecuador	6,319	17,197	17,422	31,102
Falkland Is.Malvinas				19
French Guiana	987	7,253		1
Guyana		7,480	3,254	3,519
Paraguay	23,526	139,212		3,686
Peru	33,950	373,196	23,514	139,922
S.Georgia S.Sandw.Is				5,155
Suriname		2		3,593
Uruguay	12,860	211,434	7,547	83,044
Venezuela,Bolivar. R	886	948		33
NORTH AMERICA	15,614,174	106,930,159	16,558,457	93,373,072
Bermuda			695	702
Canada	1,386,101	21,573,045	1,107,098	6,322,245
Greenland		26,790		225
St.Pierre & Miquelon				25,567
U.S.America	14,228,073	85,330,324	15,450,663	87,024,334
EASTERN EUROPE	10,940,323	76,429,642	7,847,325	49,895,399
Belarus	455,274	2,402,246	109,171	1,527,293
Bulgaria	106,625	611,433	323,561	703,230
Czech Republic	1,457,150	2,735,857	171,340	1,159,305
Hungary	214,805	1,228,422	217,067	1,352,709
Poland	727,921	4,248,726	459,405	2,760,720

Contd.

10.14 Imports by Areas and Countries / Territories

(In Thousand Rupees)

TERRITORIES/COUNTRIES	DECEMBER,2014	CUMULATIVE FROM JULY,2014	DECEMBER,2013	CUMULATIVE FROM JULY,2013
Republic of Moldova	56,489	891,043	142,428	218,572
Romania	2,577,434	15,695,321	1,871,628	6,773,788
Russian Federation	1,064,626	13,387,538	3,173,797	14,776,197
Slovakia/Slovak R.	146,593	1,036,789	212,189	1,277,193
Ukraine	4,133,406	34,192,269	1,166,741	19,346,391
NORTHERN EUROPE	9,739,833	68,572,816	10,971,369	60,296,379
Denmark	1,559,881	15,773,584	3,402,712	10,794,250
Estonia	10,724	112,138	18,496	85,918
Faeroe Islands	395	447		828
Finland	614,962	3,664,846	1,041,907	3,263,785
Iceland	341	6,450	1,589	29,793
Ireland	559,816	2,907,493	211,091	2,715,951
Latvia	199,063	1,323,205	14,778	226,960
Lithuania	119,143	364,271	19,593	2,397,725
Norway	97,083	729,267	127,811	665,794
Svalbard/Jan May.Is.	414	414	64	64
Sweden	1,953,797	13,538,801	1,095,320	9,544,619
United Kingdom	4,624,217	30,151,900	5,038,008	30,570,693
SOUTHERN EUROPE	5,344,235	31,616,695	7,325,366	38,212,414
Albania	370	2,386		10
Bosnia & Herzegovina	827	5,159	495	4,247
Croatia	460	8,569	1,792	10,345
Fr.Yugoslav R.Macedo	35	95	5,909	8,106
Gibraltar		3,611	8	1,778
Greece	64,243	372,808	1,093,875	1,557,926
Holy See				926
Italy	3,233,754	20,641,509	4,694,854	23,568,929
Malta	774	3,440	284	13,342
Portugal	93,036	470,586	111,576	589,560
San Marino	12,219	25,748	726	726
Slovenia	43,859	189,179	12,459	120,103
Spain	1,105,390	7,404,540	1,220,746	10,503,895
Serbia	789,267	2,489,066	182,642	1,832,521
WESTERN EUROPE	25,218,303	140,789,369	23,383,362	150,153,439
Austria	1,023,855	6,158,980	1,189,457	5,553,635
Belgium	1,747,039	10,887,384	3,326,500	11,953,086
Europien Union	3,306,045	24,936,905	3,372,923	21,173,608
France	2,611,164	19,579,231	2,663,150	17,613,589
Germany	12,139,647	48,842,840	8,235,770	66,862,062
Liechtenstein	358	2,077		92
Luxembourg	77,069	362,387	44,548	239,579
Monaco	37	595		725,018
Netherlands	2,388,764	15,846,593	1,940,089	11,427,839
Switzerland	1,924,326	14,172,378	2,610,925	14,604,930
EASTERN AFRICA	4,197,913	22,730,901	3,821,739	19,319,319
B.Indian Ocean Terr.	150	234		
Burundi	88,180	594,572	31,528	514,903
Comoros	7,493	63,233	22,081	45,555
Djibouti	16,689	56,245	9,402	45,414
Eritrea		3,606		5,918
Ethiopia	290,926	1,608,610	318,953	1,710,185
Kenya	2,927,671	13,980,261	2,363,289	11,763,208
Madagascar	34,857	356,086	49,697	269,164
Malawi	43,763	197,978	10,372	199,146
Mauritius	228,181	630,835	395,039	706,150
Mayotte		5,241	3,903	3,903
Mozambique	6,223	103,855		29,773
Reunion	3,075	3,792		81,747
Rwanda	140,124	930,688	88,050	653,866
Seychelles	8,050	8,050		
Somalia	125,028	436,572	17,612	314,598

Contd.

10.14 Imports by Areas and Countries / Territories

(In Thousand Rupees)

TERRITORIES/COUNTRIES	DECEMBER,2014	CUMULATIVE FROM JULY,2014	DECEMBER,2013	CUMULATIVE FROM JULY,2013
Uganda	50,105	405,315	95,197	333,983
U.R.of Tanzania	72,714	1,117,360	86,298	364,728
Zambia	139,542	2,141,098	319,167	2,142,398
Zimbabwe	15,143	87,270	11,152	134,680
MIDDLE AFRICA	94,142	178,243	38,204	132,760
Angola	18,000	28,861		5,431
Cameroon	10,878	51,978	775	25,440
Central African R.		72		1,375
Chad	691	4,820	32,742	70,109
Congo, Republic of	58,756	68,502	3,324	22,336
D.R.of Congo		2,330		1,937
Equatorial G.(Ri.Mi)		515		82
Gabon	5,786	21,134	1,364	5,049
Sao Tome & Principe	31	31		1,000
NORTHERN AFRICA	5,261,823	26,544,409	2,423,246	19,286,737
Algeria		32,224	16,105	21,939
Egypt(U.A.R.)	1,472,077	9,438,869	1,154,968	5,775,265
Libya	171	139,217	1,657	13,655
Morocco	3,720,042	16,589,567	1,170,276	12,945,870
Sudan	3,486	30,428	34,149	140,772
Tunisia	66,048	314,045	46,045	388,861
Western Sahara(Ri.De)		61	46	375
SOUTHERN AFRICA	4,300,304	25,351,241	1,524,007	14,013,412
Botswana		462	9	59
Canary Islands		9,278	2,152	2,152
French Southern Terr		1,412		
Lesotho				3,211
Namibia	179	7,041	11,374	44,243
South Africa	4,247,708	24,990,452	1,452,834	13,356,936
Swaziland	52,417	342,596	57,639	606,811
WESTERN AFRICA	124,380	3,926,921	82,364	1,506,158
Benin		10,614	6,001	8,698
Burkina Faso(Fr.Up.V)		58,460		1,329
Cape Verde				1,009
Co,te d,Ivoire(Fr.Iv)	35	88,249	193	126,771
Gambia	11,592	70,657	7	334
Ghana	45,890	311,567	3,713	131,688
Guinea	8,890	47,146	3,650	37,432
Guinea-Bissau				4,097
Liberia		2,098		475
Mali	890	890		111,401
Mauritania		1,225,429		3,928
Nigeria	2,824	1,500,970	4,137	457,192
Senegal	17,173	256,140	41,593	453,165
Sierra Leone	3,566	17,203	1,904	14,004
St. Helena		13	5	182
Togo	33,520	337,485	21,160	154,452
EASTERN ASIA	126,547,292	673,360,263	91,698,166	504,639,902
China	99,264,323	528,062,958	68,669,071	352,670,928
Hong Kong S.A.Re.Chi	936,340	5,131,469	1,038,269	5,451,471
Japan	16,816,833	85,200,487	12,627,042	91,433,474
Korea D.P.Republic	298,068	2,043,175	563,802	1,916,515
Korea, Republic of	6,729,620	33,614,726	5,108,798	35,140,214
Macao.China		6,397	516	574
Mongolia		3,088		65
O.Asia(Tai.For.Pe.Ki)	2,502,109	19,297,963	3,690,668	18,026,662
SOUTH-CENTRAL ASIA	21,630,093	125,516,862	29,138,435	118,808,812
Afghanistan	2,656,999	19,410,237	3,246,057	16,625,467
Bangladesh	708,235	3,120,950	565,590	2,763,831
Bhutan	724	736	9	39
India	16,548,760	89,568,574	22,619,801	87,731,663
Iran (Islamic R.)	1,051,469	9,551,820	2,034,930	7,690,713
Kazakstan	26,610	198,857	48,058	137,862

Contd.

10.14 Imports by Areas and Countries / Territories

(In Thousand Rupees)

TERRITORIES/COUNTRIES	DECEMBER,2014	CUMULATIVE FROM JULY,2014	DECEMBER,2013	CUMULATIVE FROM JULY,2013
Kyrgyzstan/Kyrgyz R.	3,451	10,236		159
Maldives	142	295		2,074
Nepal	6,230	49,333	10,762	29,436
Sri Lanka	531,242	2,913,957	547,395	3,075,168
Tajikistan	43	1,755	398	4,403
Turkmenistan	92,493	639,850	65,435	710,911
Uzbekistan	3,696	50,262		37,086
SOUTH-EASTERN ASIA	41,692,260	253,482,100	34,593,430	223,839,713
Brunei Darussalam			26	155
Cambodia Fr.Kampuche	513	11,782	23,073	45,696
Indonesia	18,151,863	108,442,850	13,342,984	58,776,293
Lao People's D.R.		520		9,089
Malaysia	6,973,998	49,720,208	7,793,154	94,681,711
Myanmar	125,943	282,071	69,937	435,784
Philippines	431,883	2,424,095	187,646	1,733,288
Singapore	8,238,128	44,872,787	5,804,082	28,603,784
Thailand	6,146,696	39,639,522	5,652,017	33,510,960
Viet Nam	1,623,236	8,088,265	1,720,512	6,042,953
WESTERN ASIA	109,301,777	829,297,546	146,964,659	946,705,770
Armenia	828	3,205		118
Azerbaijan		9,596		
Bahrain	501,544	2,797,229	366,107	2,518,771
Cyprus	8,123	76,893	8,334	63,445
Dubai		6,754		
Georgia		16,875	4,452	12,700
Iraq	20,260	715,035	197,685	287,146
Jordan	225,265	1,545,251	39,303	896,406
Kuwait	22,203,771	149,203,598	34,088,983	196,867,692
Lebanon	38,643	269,350	1,309	159,835
Oman	10,121,229	60,347,741	24,376,939	83,208,809
Qatar	1,502,642	9,511,909	1,816,166	9,285,378
Saudi Arabia	30,476,840	202,758,748	43,689,942	215,068,395
Syrian Arab Republic	10,006	50,218	10,050	32,408
Turkey	1,604,812	9,842,762	1,747,330	8,196,219
United Arab Emirates	42,587,198	391,438,905	40,554,205	429,985,903
Yemen	614	703,476	63,854	122,544
AUSTRALIA AND NEW ZEALAND	3,257,927	18,300,591	2,196,419	14,576,083
Australia	2,646,213	15,496,826	1,901,604	12,641,073
Christmas Islands	759	12,605	6,897	14,933
Cocos (Keeling) Is.		1,601		3,371
Heard/Mac Donald Is.	430	751		1,527
New Zealand	609,009	2,779,104	286,749	1,899,593
Norfolk Island	1,265	7,417		9,993
US.Minor Outlying Is	250	2,286	1,169	5,593
MELANESIA	15	6,134	5,821	58,519
Fiji				124
New Caledonia		6,051		
Papua New Guinea				1,275
Solomon Islands		63	954	51,486
Vanuatu	15	21	4,867	5,635
MICRONESIA	170	327		10,871
Kiribati	170	322		28
Marshall Islands				8,086
Micronesia,F.States				2,754
Palau(Fr.pacific Is)		5		3
POLYNESIA	95	32,459	10,447	48,901
American Samoa		24,640		33,183
Cook Islands				812
French Polynesia		2,269		13
Johnston Island		4,931	34	2,924
Pitcairn		188	10,413	11,529
Samoa	18	18		
Tokelau		11		55
Tonga				322
Tuvalu	77	349		63
Wallis & Futuna Is.		52		

10.15 Re-imports by Areas and Countries / Territories

(In Thousand Rupees)

TERRITORIES/COUNTRIES	DECEMBER,2014	CUMULATIVE FROM JULY,2014	DECEMBER,2013	CUMULATIVE FROM JULY,2013
GRAND TOTALS	1,857,795	11,357,594		
LATIN AMERICA		5,666		
British Virgin Is.		5,584		
Dominican Republic		82		
CENTRAL AMERICA		32,275		
Belize		3,539		
Guatemala		27,997		
Mexico		739		
SOUTH AMERICA	227	8,093		
Argentina	227	227		
Brazil		6,683		
Uruguay		1,183		
NORTH AMERICA	575,948	3,694,546		
Canada	104,621	776,883		
U.S.America	471,327	2,917,664		
EASTERN EUROPE	13,801	62,337		
Hungary		205		
Poland	13,119	55,404		
Romania		479		
Ukraine	682	6,248		
NORTHERN EUROPE	47,089	371,145		
Denmark	3,897	22,267		
Finland		1,227		
Ireland	4,642	7,921		
Norway	2,822	11,391		
Sweden	18,669	100,009		
United Kingdom	17,059	228,330		
SOUTHERN EUROPE	59,841	340,119		
Greece		624		
Italy	58,789	303,428		
Spain	1,052	36,066		
WESTERN EUROPE	68,984	483,559		
Belgium	4,708	37,028		
France	11,628	94,049		
Germany	49,003	276,841		
Netherlands	3,077	40,718		
Switzerland	568	34,923		

Contd.

10.15 Re-imports by Areas and Countries / Territories

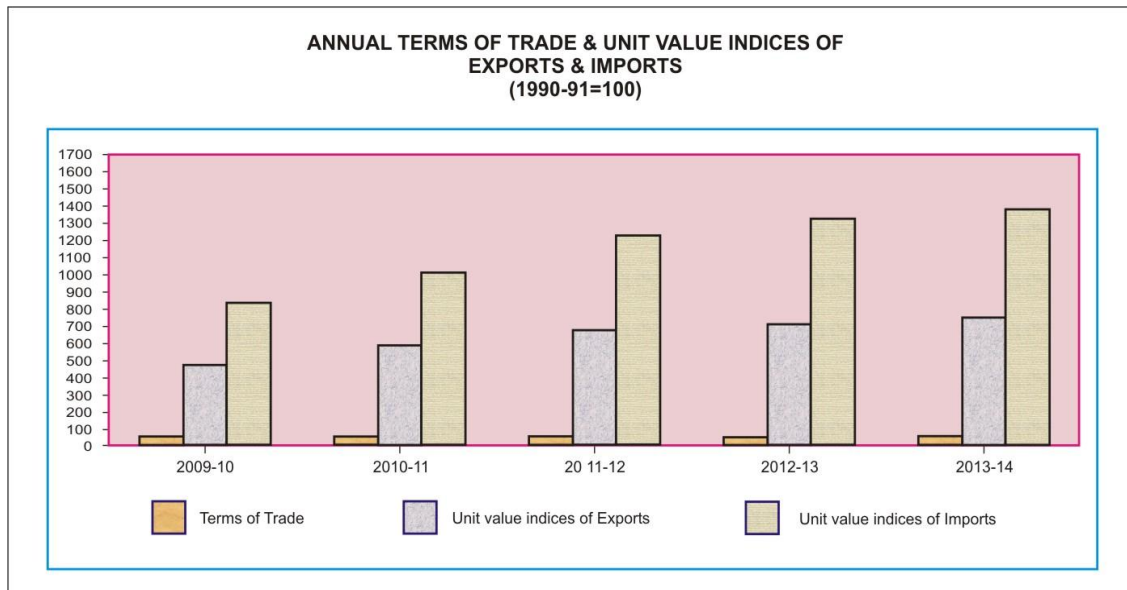
(In Thousand Rupees)

TERRITORIES/COUNTRIES	DECEMBER,2014	CUMULATIVE FROM JULY,2014	DECEMBER,2013	CUMULATIVE FROM JULY,2013
EASTERN AFRICA	15,195	64,466		
Ethiopia	15,195	56,429		
Madagascar		7,060		
Uganda		977		
NORTHERN AFRICA		6,894		
Algeria		2,160		
Morocco		2,843		
Tunisia		1,891		
SOUTHERN AFRICA	7,195	7,569		
South Africa	2,271	2,645		
Swaziland	4,924	4,924		
EASTERN ASIA	507,754	3,479,596		
China	290,428	1,690,638		
Hong Kong S.A.Re.Chi	11,694	161,292		
Japan	148,282	931,606		
Korea D.P.Republic		58,644		
Korea, Republic of	34,975	236,154		
O.Asia(Tai.For.Pe.Ki	22,377	401,262		
SOUTH-CENTRAL ASIA	169,626	700,049		
Bangladesh	1,497	37,893		
India	139,340	535,599		
Iran (Islamic R.)		8,482		
Sri Lanka	28,789	118,076		
SOUTH-EASTERN ASIA	179,974	1,064,841		
Brunei Darussalam		268		
Indonesia	124,369	743,862		
Malaysia	26,384	122,114		
Philippines		334		
Singapore	8,323	90,066		
Thailand	19,632	87,847		
Viet Nam	1,267	20,351		
WESTERN ASIA	161,195	787,810		
Bahrain		3,098		
Oman		4,070		
Saudi Arabia	24,266	161,820		
Syrian Arab Republic		2,354		
Turkey	9,115	60,395		
United Arab Emirates	127,814	556,073		
AUSTRALIA AND NEW ZEALAND	50,964	248,630		
Australia	50,964	248,281		
US.Minor Outlying Is		350		

10.16 Annual and Quarterly Terms of Trade and Unit Value Indices of Exports and Imports (1990-91=100)

Year/ Quarter	Terms of Trade	Unit Value Indices of Exports	Unit Value Indices of Imports
2009-10	56.94	478.07	839.60
2010-11	58.55	593.19	1013.10
2011-12	55.08	679.44	1233.49
2012-13	53.81	715.45	1329.56
2013-14	54.27	752.86	1387.15
2010-11 Jul-Sep	59.91	552.97	923.01
Oct-Dec	60.25	584.51	970.12
Jan-Mar	57.34	596.46	1040.23
Apr-Jun	57.08	638.81	1119.05
2011-12 Jul-Sep	56.28	653.84	1161.73
Oct-Dec	54.96	673.48	1225.37
Jan-Mar	54.95	680.39	1238.16
Apr-Jun	54.26	710.06	1308.71
2012-13 Jul-Sep	53.94	684.66	1269.28
Oct-Dec	53.43	709.08	1327.23
Jan-Mar	53.91	728.42	1351.28
Apr-Jun	53.97	739.63	1370.44
2013-14 Jul-Sep	54.54	745.76	1367.33
Oct-Dec	54.61	745.57	1365.33
Jan-Mar	54.80	771.50	1407.91
Apr-Jun	53.17	748.62	1408.02
2014-15 Jul-Sep	52.24	753.27	1441.98
Oct-Dec*	54.41	762.69	1401.74

* Provisional



10.17 Index Numbers of Unit Values of Exports by Groups (1990-91=100)

Year /Quarter	All groups	Food and Live animals	Beverages & Tobacco	Crude materials inedible except fuels	Mineral fuels & Lubricants	Chemicals	Manufactured goods	Machinery & Transport equipment	Misc. Manufactured articles
2009-10	478.07	693.35	629.08	573.05	1115.54	534.75	411.00	988.72	498.40
2010-11	593.19	747.72	804.61	647.55	1333.56	620.91	559.56	1286.13	558.25
2011-12	679.44	800.09	935.29	848.74	1500.63	739.66	641.15	1517.96	650.31
2012-13	715.45	884.48	1052.54	958.74	1615.08	876.11	689.62	1603.48	657.15
2013-14	752.86	954.07	1127.89	1009.57	1682.81	939.50	698.49	1650.17	700.75
2010-11 Jul-Sep	552.97	711.81	719.61	634.81	1330.51	571.93	504.00	1168.32	533.66
Oct-Dec	584.51	751.75	790.66	636.36	1351.72	592.57	548.28	1263.12	543.21
Jan-Mar	596.46	755.41	850.66	639.27	1297.10	651.58	575.38	1317.01	545.45
Apr-Jun	638.81	771.90	857.51	679.75	1354.90	667.54	610.58	1396.06	610.67
2011-12 Jul-Sep	653.84	803.38	897.76	758.78	1429.38	678.24	617.90	1431.44	635.65
Oct-Dec	673.48	780.21	923.77	818.80	1492.20	714.47	645.22	1523.11	645.05
Jan-Mar	680.39	787.46	953.20	904.77	1528.82	766.15	648.83	1549.50	652.21
Apr-Jun	710.06	829.32	966.43	912.66	1552.12	799.77	652.65	1567.78	668.31
2012-13 Jul-Sep	684.66	867.43	999.22	924.18	1562.79	809.02	656.98	1584.13	636.74
Oct-Dec	709.08	869.95	1036.60	944.56	1653.04	851.48	685.86	1590.79	658.79
Jan-Mar	728.42	899.09	1086.12	982.32	1620.06	921.14	705.07	1618.96	666.01
Apr-Jun	739.63	901.46	1088.20	983.88	1624.41	922.80	710.57	1620.03	667.06
2013-14 Jul-Sep	745.46	919.57	1098.87	1017.68	1634.63	934.11	713.43	1624.52	674.82
Oct-Dec	745.57	952.49	1154.15	1023.78	1640.93	928.01	698.36	1631.05	723.57
Jan-Mar	771.50	970.48	1164.01	1042.41	1659.59	941.60	719.23	1664.20	729.32
Apr-Jun	748.62	973.74	1094.54	954.39	1796.09	954.26	659.51	1680.90	675.29
2014-15 Jul-Sep	753.27	1027.99	1123.85	988.05	1853.14	929.85	676.38	1722.41	692.43
Oct-Dec*	762.69	1071.97	1171.54	1000.56	1862.62	935.86	677.14	1781.57	740.31

* Provisional

10.18 Index Numbers of Unit Values of Imports by Groups (1990-91=100)

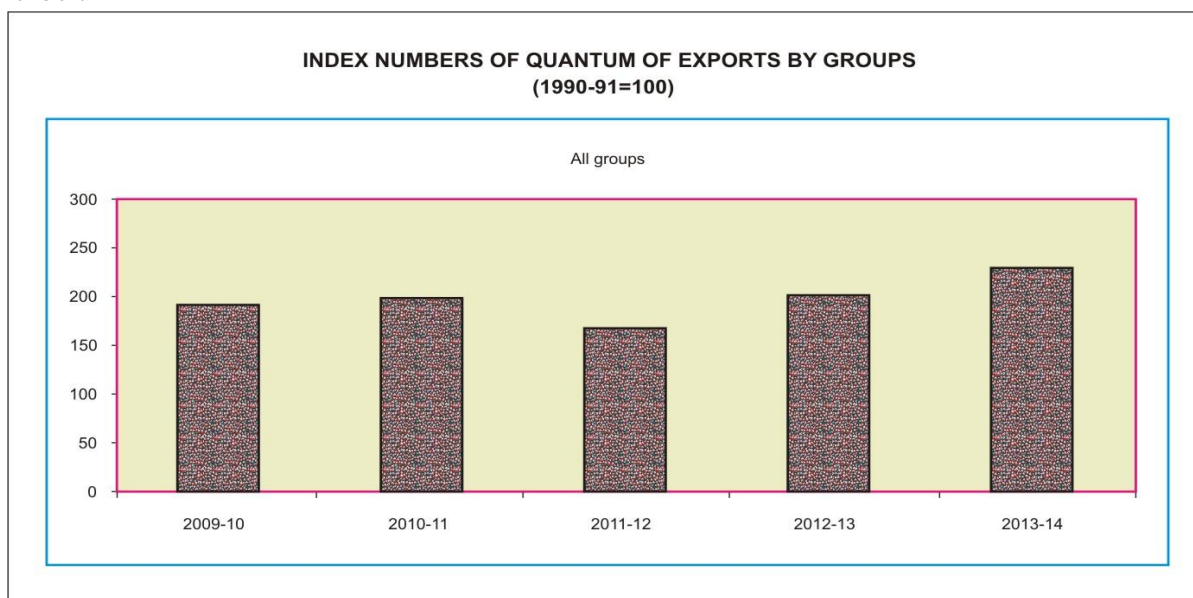
Year/Quarter	All groups	Food and Live animals	Beverages & Tobacco	Crude materials inedible except fuels	Mineral fuels & Lubricants	Animal or Veg. oils & Fats	Chemicals	Manufactured goods	Machinery & Transport equipment	Misc. manufactured articles
2009-10	839.60	689.76	961.43	677.43	975.40	881.02	725.54	612.77	965.15	964.44
2010-11	1013.10	743.82	1060.35	803.59	1255.86	1005.72	796.89	747.32	1183.62	1174.99
2011-12	1233.49	791.79	1230.10	881.00	1651.93	1240.29	897.56	823.33	1407.29	1274.46
2012-13	1329.56	802.28	1339.47	995.65	1720.77	1103.29	994.50	887.02	1738.91	1342.66
2013-14	1387.15	838.74	1446.20	1046.35	1757.91	1054.13	1098.60	899.66	1866.32	1458.63
2010-11 Jul-Sep	923.01	695.80	897.28	759.48	1085.96	867.68	770.08	675.64	1113.89	1097.68
Oct-Dec	970.12	727.87	1026.20	771.05	1128.38	956.15	773.31	727.65	1171.21	1170.63
Jan-Mar	1040.23	792.24	1104.22	841.89	1290.04	1085.82	814.67	791.58	1173.28	1197.23
Apr-Jun	1119.05	759.37	1123.70	841.94	1519.07	1113.24	829.51	794.40	1276.10	1234.40
2011-12 Jul-Sep	1161.73	780.37	1174.28	886.35	1546.57	1209.58	836.74	807.84	1297.42	1248.30
Oct-Dec	1225.37	786.64	1201.86	889.48	1674.49	1185.85	907.70	818.38	1350.77	1264.77
Jan-Mar	1238.16	819.33	1254.74	846.69	1651.53	1277.05	922.54	830.85	1386.86	1282.00
Apr-Jun	1308.71	780.82	1289.52	901.49	1735.14	1288.69	923.26	836.23	1594.10	1302.76
2012-13 Jul-Sep	1269.28	791.42	1310.88	925.57	1623.49	1189.26	939.61	875.46	1610.53	1323.94
Oct-Dec	1327.23	794.08	1328.36	995.64	1764.03	1111.45	1009.58	881.11	1680.20	1327.27
Jan-Mar	1351.28	800.25	1350.09	1017.46	1761.13	1048.35	989.23	877.44	1804.52	1345.00
Apr-Jun	1370.44	823.38	1368.54	1043.92	1734.43	1064.11	1039.59	914.05	1860.39	1374.43
2013-14 Jul-Sep	1367.33	839.00	1390.72	1064.30	1688.69	1075.42	1064.27	859.80	1865.31	1381.34
Oct-Dec	1365.33	840.48	1425.20	1052.01	1711.56	1054.23	1083.40	873.38	1875.71	1391.17
Jan-Mar	1407.91	849.44	1463.98	1072.34	1784.71	1061.03	1104.26	930.61	1937.80	1487.18
Apr-Jun	1408.02	826.03	1504.91	996.75	1846.69	1025.83	1142.45	934.85	1786.47	1574.82
2014-15 Jul-Sep	1441.98	882.91	1551.52	1050.88	1810.84	1040.06	1218.48	993.38	1889.96	1701.41
Oct-Dec*	1401.74	893.21	1590.81	1065.79	1530.17	1056.54	1254.97	1030.50	1969.44	1807.08

* Provisional

10.19 Index Numbers of Quantum of Exports by Groups (1990-91=100)

Year/Quarter	All groups	Food and Live animals	Beverages & Tobacco	Crude materials inedible except fuels	Mineral fuels & Lubricants	Chemicals	Manufactured goods	Machinery & Transport equipment	Misc. manufactured articles
2009-10	191.74	259.95	271.16	198.39	348.10	963.70	185.42	1307.03	173.53
2010-11	198.41	286.92	314.18	199.10	333.36	1033.09	180.52	2806.15	198.34
2011-12	167.36	264.12	367.35	282.00	410.62	1301.40	157.00	2077.59	164.87
2012-13	202.86	242.21	238.64	343.79	37.89	992.45	191.87	2014.32	181.50
2013-14	229.80	280.96	175.45	447.47	409.09	1010.41	189.96	2056.66	226.38
2010-11 Jul-Sep	171.90	234.32	274.00	48.34	310.57	1052.36	168.17	2713.18	190.87
Oct-Dec	190.23	257.32	182.25	105.16	394.62	1244.86	181.35	2986.54	196.39
Jan-Mar	208.47	300.04	354.70	324.40	309.57	882.63	181.02	3404.45	203.65
Apr-Jun	223.05	356.00	445.76	318.50	318.66	952.51	191.55	2120.43	202.43
2011-12 Jul-Sep	123.61	226.97	338.73	258.06	397.91	1195.14	153.61	1693.48	168.03
Oct-Dec	169.87	245.98	350.96	342.16	405.61	1260.20	146.42	1741.42	145.37
Jan-Mar	181.51	273.36	342.68	403.10	392.32	1443.70	151.76	2986.15	158.70
Apr-Jun	194.44	310.16	437.04	124.69	446.65	1306.54	176.19	1889.30	187.37
2012-13 Jul-Sep	182.10	193.42	203.51	300.83	29.33	962.68	175.53	2240.25	165.88
Oct-Dec	201.62	219.24	268.01	357.97	6.46	948.78	196.72	2835.50	174.64
Jan-Mar	208.98	289.31	307.37	350.05	53.72	840.47	192.71	1390.01	179.90
Apr-Jun	218.73	266.88	175.65	366.29	62.03	1217.85	202.51	1591.51	205.57
2013-14 Jul-Sep	242.65	254.75	215.28	392.89	1298.61	1052.88	213.28	1226.96	241.61
Oct-Dec	220.69	279.96	59.50	463.12	4.22	691.05	190.14	911.18	229.81
Jan-Mar	218.37	336.65	69.11	350.89	247.03	1153.88	186.44	4061.10	208.14
Apr-Jun	237.48	252.47	357.92	582.97	86.50	1143.82	170.28	2027.38	225.97
2014-15 Jul-Sep	201.64	189.93	90.87	389.05	361.14	952.31	183.05	4343.64	202.72
Oct-Dec*	205.65	266.45	51.38	333.54	123.62	1240.35	187.56	3283.23	194.18

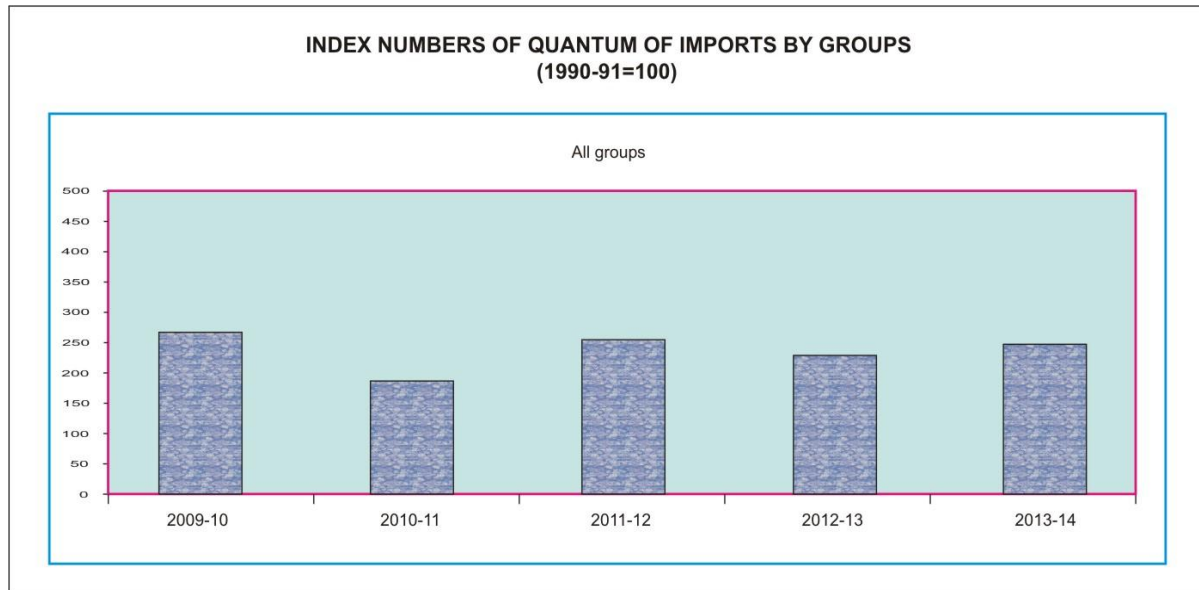
*Provisional



10.20 Index Numbers of Quantum of Imports by Groups (1990-91=100)

Year/Quarter	All groups	Food and Live animals	Beverages & Tobacco	Crude materials inedible except fuels	Mineral fuels & Lubricants	Animal or Veg. oils & Fats	Chemicals	Manufactured goods	Machinery & Transport equipment	Misc. manufactured articles
2009-10	273.50	161.65	372.35	535.52	228.17	154.83	257.08	228.29	363.58	283.04
2010-11	191.60	164.44	279.53	372.91	154.15	90.93	202.59	180.73	232.67	194.23
2011-12	256.47	321.01	371.65	473.88	197.46	121.87	290.92	241.91	280.01	288.73
2012-13	234.02	186.86	275.65	413.29	190.89	141.68	240.54	249.49	266.44	261.26
2013-14	249.40	162.10	317.18	491.04	185.66	182.37	253.03	312.32	283.06	286.91
2010-11 Jul-Sep	248.97	158.42	296.08	524.15	182.44	144.57	276.67	221.66	312.20	297.65
Oct-Dec	261.69	326.59	310.45	368.01	241.54	118.61	261.06	259.08	299.36	220.06
Jan-Mar	255.72	172.75	511.57	599.46	192.62	100.52	272.62	242.19	319.12	259.22
Apr-Jun	243.83	142.78	560.71	388.27	231.20	127.06	271.01	221.30	290.85	285.27
2011-12 Jul-Sep	240.84	277.16	347.08	300.55	194.84	114.21	304.19	247.39	261.99	225.28
Oct-Dec	265.20	330.05	344.55	647.69	194.63	119.56	315.83	235.90	261.50	260.87
Jan-Mar	246.02	383.47	403.56	497.72	188.47	102.72	277.36	223.66	241.95	398.43
Apr-Jun	273.80	293.36	391.41	449.55	211.89	151.00	266.31	260.67	354.59	270.34
2012-13 Jul-Sep	233.97	153.48	320.06	335.17	199.90	165.49	246.32	226.37	289.12	221.18
Oct-Dec	229.54	203.59	244.78	355.04	192.53	115.62	250.79	260.53	247.53	297.57
Jan-Mar	223.34	205.75	273.94	531.28	168.62	148.57	209.02	245.75	221.78	281.19
Apr-Jun	249.22	184.62	263.80	431.66	202.50	137.03	256.03	265.29	307.32	245.10
2013-14 Jul-Sep	218.67	122.34	261.56	396.94	181.66	174.34	244.11	206.78	263.81	229.50
Oct-Dec	268.58	171.23	341.53	584.51	196.34	167.22	261.77	508.73	227.47	235.11
Jan-Mar	257.81	167.02	354.12	578.98	169.03	175.06	258.74	280.99	321.79	278.09
Apr-Jun	252.54	187.81	311.51	403.73	195.60	212.84	247.49	252.77	319.16	305.94
2014-15 Jul-Sep	302.77	322.99	416.31	354.13	197.29	189.47	275.38	273.72	521.40	302.25
Oct-Dec*	303.82	229.82	369.89	685.69	185.39	167.77	270.55	274.76	470.31	296.49

*Provisional



10.21 Trade in Services (Summary) October, 2014

Rs. In Million

Dollars in Thousands

Description	* October, 2014		* September, 2014		% Change in October, 2014 over August, 2014	
	Rs	\$	Rs	\$	Rs	\$
Export of Services (TOTAL)	38,363.66	373,355.20	69,642.33	680,483.00	-44.91	-45.13
1. Manufacturing services on physical inputs owned by others	0.00	0.00	0.00	0.00	0.00	0.00
2. Maintenance and repair services n.i.e.	67.82	660.00	99.27	970.00	-31.68	-31.96
3. Transport	9,455.39	92,020.00	10,031.61	98,020.00	-5.74	-6.12
4. Travel	2,599.68	25,300.00	2,149.20	21,000.00	20.96	20.48
5. Construction services	242.50	2,360.00	199.57	1,950.00	21.51	21.03
6. Insurance and Pension services	737.77	7,180.00	941.55	9,200.00	-21.64	-21.96
7. Financial services	418.21	4,070.00	721.51	7,050.00	-42.04	-42.27
8. Charges for the use of intellectual services	86.31	840.00	39.91	390.00	116.26	115.38
9. Telecommunication, Computer and information services	6,969.79	67,830.00	6,257.23	61,140.00	11.39	10.94
10. Other business services	6,070.21	59,075.20	6,312.79	61,683.00	-3.84	-4.23
11. Personal, cultural, and recreational services	140.77	1,370.00	137.13	1,340.00	2.65	2.24
12. Government services, n.i.e.	11,575.21	112,650.00	42,752.56	417,740.00	-72.93	-73.03
Import of Services (TOTAL)	61,328.57	596,850.00	75,299.50	735,760.00	-18.55	-18.88
1. Manufacturing services on physical inputs owned by others	0.00	0.00	0.00	0.00	0.00	0.00
2. Maintenance and repair services n.i.e.	519.93	5,060.00	951.79	9,300.00	-45.37	-45.59
3. Transport	30,928.86	301,000.00	33,419.95	326,550.00	-7.45	-7.82
4. Travel	8,939.57	87,000.00	9,973.27	97,450.00	-10.36	-10.72
5. Construction services	167.49	1,630.00	9.21	90.00	1718.57	1711.11
6. Insurance and Pension services	2,887.39	28,100.00	2,571.86	25,130.00	12.27	11.82
7. Financial services	919.65	8,950.00	5,199.00	50,800.00	-82.31	-82.38
8. Charges for the use of intellectual services	828.19	8,060.00	1,596.54	15,600.00	-48.13	-48.33
9. Telecommunication, Computer and information services	2,057.13	20,020.00	4,504.08	44,010.00	-54.33	-54.51
10. Other business services	12,241.06	119,130.00	12,199.23	119,200.00	0.34	-0.06
11. Personal, cultural, and recreational services	94.54	920.00	65.49	640.00	44.36	43.75
12. Government services, n.i.e.	1,744.76	16,980.00	4,809.08	46,990.00	-63.72	-63.86

Description	* July - October, 2014		** July - October, 2013		% Change in July - October, 2014 over July - October, 2013	
	Rs	\$	Rs	\$	Rs	\$
Export of Services (TOTAL)	211,114.57	2,091,070.20	172,341.48	1,661,708.00	22.50	25.84
1. Manufacturing services on physical inputs owned by others	0.00	0.00	0.00	0.00	0.00	0.00
2. Maintenance and repair services n.i.e.	370.12	3,666.00	125.29	1,208.00	195.41	203.48
3. Transport	43,311.16	428,993.00	43,732.13	421,663.00	-0.96	1.74
4. Travel	9,273.69	91,855.00	9,574.51	92,317.00	-3.14	-0.50
5. Construction services	1,042.21	10,323.00	620.93	5,987.00	67.85	72.42
6. Insurance and Pension services	2,037.97	20,186.00	2,733.78	26,359.00	-25.45	-23.42
7. Financial services	1,815.97	17,987.00	2,741.05	26,429.00	-33.75	-31.94
8. Charges for the use of intellectual services	271.58	2,690.00	167.70	1,617.00	61.94	66.36
9. Telecommunication, Computer and information services	26,380.47	261,296.00	25,282.95	243,777.00	4.34	7.19
10. Other business services	26,184.82	259,358.20	24,455.94	235,803.00	7.07	9.99
11. Personal, cultural, and recreational services	402.12	3,983.00	384.47	3,707.00	4.59	7.45
12. Government services, n.i.e.	100,024.46	990,733.00	62,522.73	602,841.00	59.98	64.34
Import of Services (TOTAL)	280,532.58	2,778,649.00	269,438.27	2,597,910.00	4.12	6.96
1. Manufacturing services on physical inputs owned by others	0.00	0.00	0.00	0.00	0.00	0.00
2. Maintenance and repair services n.i.e.	1,787.09	17,701.00	3,072.10	29,621.00	-41.83	-40.24
3. Transport	142,885.86	1,415,271.00	131,029.11	1,263,376.00	9.05	12.02
4. Travel	40,128.19	397,466.00	39,205.35	378,016.00	2.35	5.15
5. Construction services	388.19	3,845.00	603.40	5,818.00	-35.67	-33.91
6. Insurance and Pension services	9,621.09	95,296.00	8,912.41	85,933.00	7.95	10.90
7. Financial services	9,003.82	89,182.00	8,009.07	77,223.00	12.42	15.49
8. Charges for the use of intellectual services	4,187.12	41,473.00	4,174.78	40,253.00	0.30	3.03
9. Telecommunication, Computer and information services	12,083.00	119,681.00	11,803.94	113,813.00	2.36	5.16
10. Other business services	43,377.99	429,655.00	46,633.01	449,633.00	-6.98	-4.44
11. Personal, cultural, and recreational services	253.31	2,509.00	190.11	1,833.00	33.24	36.88
12. Government services, n.i.e.	16,816.92	166,570.00	15,804.99	152,391.00	6.40	9.30

* Provisional figures based on figures provided by the State Bank of Pakistan.

** Revised by SBP

Note:- SBP has switched over from BPM- to BPM 6th addition from July, 2014.

Note:- Dollar value is converted into Rupees on monthly average exchange rate provided by SBP.

October, 2014 (1\$=Rs. 102.753697), September, 2014 (1\$=Rs. 102.342495) and October, 2013 (1\$=Rs. 106.196588) respectively.

10.22 Export of Services by Sectors (Detail) (Monthly)

Description	Rs. in Millions Dollars in Thousands									
	* October, 2014		** September, 2014		** October, 2013		% Change in October, 2014 over			
	Rs	\$	Rs	\$	Rs	\$	Rs	\$	Rs	\$
Services	38,363.66	373,355.20	69,642.33	680,483.00	71,113.09	669,636.00	-44.91	-45.13	-46.05	-44.25
1.Manufacturing services on physical inputs owned by others	0.00	0.00	0.00	0.00	0.00	0.00	0.00	0.00	0.00	0.00
1.1 Goods for processing in reporting economy	0.00	0.00	0.00	0.00	0.00	0.00	0.00	0.00	0.00	0.00
1.2 Goods for processing abroad	0.00	0.00	0.00	0.00	0.00	0.00	0.00	0.00	0.00	0.00
2.Maintenance and repair services n.i.e.	67.82	660.00	99.27	970.00	24.85	234.00	-31.68	-31.96	172.92	182.05
3. Transport	9,455.39	92,020.00	10,031.61	98,020.00	12,305.32	115,873.00	-5.74	-6.12	-23.16	-20.59
3.1 Sea transport	2,225.64	21,660.00	2,477.71	24,210.00	2,252.75	21,213.00	-10.17	-10.53	-1.20	2.11
3.1.1 Passenger	0.00	0.00	0.00	0.00	0.00	0.00	0.00	0.00	0.00	0.00
3.1.2 Freight	290.79	2,830.00	144.30	1,410.00	149.74	1,410.00	101.52	100.71	94.20	100.71
3.1.3 Other	1,934.85	18,830.00	2,333.41	22,800.00	2,103.01	19,803.00	-17.08	-17.41	-8.00	-4.91
3.2 Air transport	7,224.61	70,310.00	7,542.64	73,700.00	10,048.11	94,618.00	-4.22	-4.60	-28.10	-25.69
3.1.1 Passenger	5,268.18	51,270.00	5,976.80	58,400.00	6,585.68	62,014.00	-11.86	-12.21	-20.01	-17.33
3.1.2 Freight	1,084.05	10,550.00	789.06	7,710.00	901.18	8,486.00	37.38	36.84	20.29	24.32
3.1.3 Other	872.38	8,490.00	776.78	7,590.00	2,561.25	24,118.00	12.31	11.86	-65.94	-64.80
3.3 Road transport	4.11	40.00	3.07	30.00	0.53	5.00	33.88	33.33	675.47	700.00
3.3.1 Passenger	0.00	0.00	0.00	0.00	0.00	0.00	0.00	0.00	0.00	0.00
3.3.2 Freight	4.11	40.00	3.07	30.00	0.53	5.00	33.88	33.33	675.47	700.00
3.3.3 Other	0.00	0.00	0.00	0.00	0.00	0.00	0.00	0.00	0.00	0.00
3.4 Rail transport	0.00	0.00	0.00	0.00	0.00	0.00	0.00	0.00	0.00	0.00
3.4.1 Passenger	0.00	0.00	0.00	0.00	0.00	0.00	0.00	0.00	0.00	0.00
3.4.2 Freight	0.00	0.00	0.00	0.00	0.00	0.00	0.00	0.00	0.00	0.00
3.4.3 Other	0.00	0.00	0.00	0.00	0.00	0.00	0.00	0.00	0.00	0.00
3.5 Postal and courier services	1.03	10.00	8.19	80.00	3.93	37.00	-87.42	-87.50	-73.79	-72.97
3.6 Electricity transmission	0.00	0.00	0.00	0.00	0.00	0.00	0.00	0.00	0.00	0.00
3.7 Other supporting and auxiliary transport service	0.00	0.00	0.00	0.00	0.00	0.00	0.00	0.00	0.00	0.00
4. Travel	2,599.68	25,300.00	2,149.20	21,000.00	2,648.45	24,939.00	20.96	20.48	-1.84	1.45
4.1 Business services by border, seasonal, and other short-term workers	46.24	450.00	31.73	310.00	15.72	148.00	45.73	45.16	194.15	204.05
4.1.2 Other	0.00	0.00	0.00	0.00	0.00	0.00	0.00	0.00	0.00	0.00
4.2 Personal	46.24	450.00	31.73	310.00	15.72	148.00	45.73	45.16	194.15	204.05
4.2.1 Health-related expenditure	2,553.44	24,850.00	2,117.47	20,690.00	2,632.73	24,791.00	20.59	20.11	-3.01	0.24
4.2.1 Health-related expenditure	10.28	100.00	4.09	40.00	8.50	80.00	151.34	150.00	20.94	25.00
4.2.1 Health-related expenditure	25.69	250.00	34.80	340.00	28.89	272.00	-26.18	-26.47	-11.08	-8.09
4.2.3 Other	2,517.47	24,500.00	2,078.58	20,310.00	2,595.34	24,439.00	21.11	20.63	-3.00	0.25
4.2.3.1 Religious travel	0.00	0.00	0.00	0.00	0.00	0.00	0.00	0.00	0.00	0.00
4.2.3.2 Other	2,517.47	24,500.00	2,078.58	20,310.00	2,595.34	24,439.00	21.11	20.63	-3.00	0.25
5.Construction services	242.50	2,360.00	199.57	1,950.00	111.72	1,052.00	21.51	21.03	117.06	124.33
5.1 Construction abroad	242.50	2,360.00	199.57	1,950.00	111.72	1,052.00	21.51	21.03	117.06	124.33
5.2 Construction in the compiling economy	0.00	0.00	0.00	0.00	0.00	0.00	0.00	0.00	0.00	0.00
6. Insurance and Pension services	737.77	7,180.00	941.55	9,200.00	890.25	8,383.00	-21.64	-21.96	-17.13	-14.35
6.1 Direct Insurance	373.14	3,631.42	139.39	1,362.00	430.10	4,050.00	167.69	166.62	-13.24	-10.34
6.1.1 Life insurance	9.39	91.42	0.20	2.00	0.00	0.00	4595.00	4470.85	100.00	100.00
6.1.2 Freight insurance	14.39	140.00	3.07	30.00	4.46	42.00	368.73	366.67	222.65	233.33
6.1.3 Other direct insurance	349.36	3,400.00	136.12	1,330.00	425.64	4,008.00	156.66	155.64	-17.92	-15.17
6.2 Reinsurance	359.51	3,498.77	801.85	7,835.00	460.15	4,333.00	-55.16	-55.34	-21.87	-19.25
6.3 Auxiliary insurance services guarantee services	5.12	49.81	0.31	3.00	0.00	0.00	1551.61	1560.33	100.00	100.00
6.3 Auxiliary insurance services guarantee services	0.00	0.00	0.00	0.00	0.00	0.00	0.00	0.00	0.00	0.00

Contd.

10.22 Export of Services by Sectors (Detail) (Monthly)

Description	Rs. in Millions Dollars in Thousands									
	* October, 2014		** September, 2014		** October, 2013		% Change in October, 2014 over			
	Rs	\$	Rs	\$	Rs	\$	Rs	\$	Rs	\$
7. Financial services	418.21	4,070.00	721.51	7,050.00	652.68	6,146.00	-42.04	-42.27	-35.92	-33.78
7.1 Explicitly charged and other financial services	418.21	4,070.00	721.51	7,050.00	652.68	6,146.00	-42.04	-42.27	-35.92	-33.78
7.2 Financial intermediation service charges indirectly measured (FISIM)	0.00	0.00	0.00	0.00	0.00	0.00	0.00	0.00	0.00	0.00
8. Charges for the use of intellectual services	86.31	840.00	39.91	390.00	76.25	718.00	116.26	115.38	13.19	16.99
9. Telecommunication, Computer and information services	6,969.79	67,830.00	6,257.23	61,140.00	7,006.85	65,980.00	11.39	10.94	-0.53	2.80
9.1 Telecommunications services	2,559.60	24,910.00	2,989.43	29,210.00	4,123.40	38,828.00	-14.38	-14.72	-37.93	-35.85
9.1.1 Call centres	503.06	4,895.76	477.84	4,669.00	312.96	2,947.00	5.28	4.86	60.74	66.13
9.1.2 Telecommunication	2,056.54	20,014.24	2,511.59	24,541.00	3,810.44	35,881.00	-18.12	-18.45	-46.03	-44.22
9.2 Computer services	4,405.05	42,870.00	3,265.75	31,910.00	2,877.29	27,094.00	34.89	34.35	53.10	58.23
9.2.1 Hardware consultancy	1.22	11.89	2.15	21.00	2.34	22.00	-43.26	-43.38	-47.86	-45.95
9.2.2 Software consultancy	814.34	7,925.16	725.30	7,087.00	584.40	5,503.00	12.28	11.83	39.35	44.02
9.2.3 Maintenance & repairs of computer	18.71	182.06	0.31	3.00	4.14	39.00	5935.48	5968.67	351.93	366.82
9.2.4 Export / Import of Computer Software	3,125.57	30,418.11	2,171.30	21,216.00	1,952.00	18,381.00	43.95	43.37	60.12	65.49
9.2.5 Other Computer services	445.21	4,332.78	366.69	3,583.00	334.41	3,149.00	21.41	20.93	33.13	37.59
9.3 Information services	5.14	50.00	2.05	20.00	6.16	58.00	150.73	150.00	-16.56	-13.79
9.3.1 News agency services	1.23	11.98	1.23	12.00	2.97	28.00	0.00	-0.16	-58.59	-57.21
9.3.2 Other information services	3.91	38.02	0.82	8.00	3.19	30.00	376.83	375.24	22.57	26.73
10. Other business services	6,070.21	59,075.20	6,312.79	61,683.00	5,484.32	51,643.00	-3.84	-4.23	10.68	14.39
10.1 Research and development	118.17	1,150.00	75.73	740.00	107.05	1,008.00	56.04	55.41	10.39	14.09
10.2 Professional and management consulting services	1,782.78	17,350.00	1,451.21	14,180.00	1,263.00	11,893.00	22.85	22.36	41.15	45.88
10.2.1 Legal, accounting, management consulting, and public relations	1,594.74	15,520.00	1,226.06	11,980.00	1,078.11	10,152.00	30.07	29.55	47.92	52.88
10.2.1.1 Legal services	101.73	990.00	99.27	970.00	153.14	1,442.00	2.48	2.06	-33.57	-31.35
10.2.1.2 Accounting, auditing, bookkeeping, and tax consulting	50.35	490.00	40.94	400.00	48.74	459.00	22.98	22.50	3.30	6.75
10.2.1.3 Business and management consulting and public relations	1,442.66	14,040.00	1,085.85	10,610.00	876.23	8,251.00	32.86	32.33	64.64	70.16
10.2.2 Advertising, market research, and public opinion	188.04	1,830.00	225.15	2,200.00	184.89	1,741.00	-16.48	-16.82	1.70	5.11
10.3 Technical, trade-related and other business services	4,169.26	40,575.20	4,785.85	46,763.00	4,114.27	38,742.00	-12.88	-13.23	1.34	4.73
10.3.1 Architectural, engineering, scientific and other technical services	490.14	4,770.00	560.84	5,480.00	174.27	1,641.00	-12.61	-12.96	181.25	190.68
10.3.2 Waste treatment and de-pollution, agricultural and mining services	13.36	130.00	1.02	10.00	0.53	5.00	1209.80	1200.00	2420.75	2500.00
10.3.3 Operating leasing	4.11	40.00	0.00	0.00	0.00	0.00	100.00	100.00	100.00	100.00
10.3.4 Trade-related services	86.74	844.15	19.96	195.00	101.74	958.00	334.57	332.90	-14.74	-11.88
10.3.5 Other business services	3,574.91	34,791.04	4,204.03	41,078.00	3,837.73	36,138.00	-14.96	-15.30	-6.85	-3.73
11. Personal, cultural, and recreational services	140.77	1,370.00	137.13	1,340.00	54.59	514.00	2.65	2.24	157.87	166.54
11.1 Audiovisual and related services	123.30	1,200.00	126.90	1,240.00	50.45	475.00	-2.84	-3.23	144.40	152.63
11.1.1 Audiovisual services	122.94	1,196.47	45.13	441.00	50.34	474.00	172.41	171.31	144.22	152.42
11.1.2 Artistic related services	0.36	3.53	81.77	799.00	0.11	1.00	-99.56	-99.56	227.27	253.10
11.2 Other personal, cultural, and recreational services	17.47	170.00	10.23	100.00	4.14	39.00	70.77	70.00	321.98	335.90
12. Government services, n.i.e.	11,575.21	112,650.00	42,752.56	417,740.00	41,857.81	394,154.00	-72.93	-73.03	-72.35	-71.42
12.1 Embassies and consulates	2,373.61	23,100.00	2,861.50	27,960.00	4,317.42	40,655.00	-17.05	-17.38	-45.02	-43.18
12.2 Military units and agencies	6,288.53	61,200.00	115.65	1,130.00	36,424.26	342,989.00	5337.55	5315.93	-82.74	-82.16
12.3 Other	2,913.07	28,350.00	39,775.41	388,650.00	1,116.13	10,510.00	-92.68	-92.71	161.00	169.74

* Provisional ** Revised

Note: 1. The data are presented as per 6(EBOPS0.002010) classification aligned with MSITS0.00 2010 classification

10.23 Export of Services by Sectors (Detail) (Cumulative)

Description	Rs. in Millions Dollars in Thousands					
	* July - October, 2014		** July - October, 2013		% Change in July - October, 2014 over July - October, 2013	
	Rs	\$	Rs	\$	Rs	\$
Services	211,114.57	2,091,070.20	172,341.48	1,661,708.00	22.50	25.84
1.Manufacturing services on physical inputs owned by others	0.00	0.00	0.00	0.00	0.00	0.00
1.1 Goods for processing in reporting economy	0.00	0.00	0.00	0.00	0.00	0.00
1.2 Goods for processing abroad	0.00	0.00	0.00	0.00	0.00	0.00
2.Maintenance and repair services n.i.e.	370.12	3,666.00	125.29	1,208.00	195.41	203.48
3. Transport	43,311.16	428,993.00	43,732.13	421,663.00	-0.96	1.74
3.1 Sea transport	9,752.14	96,594.00	6,905.24	66,580.00	41.23	45.08
3.1.1 Passenger	0.00	0.00	0.00	0.00	0.00	0.00
3.1.2 Freight	927.02	9,182.00	797.97	7,694.00	16.17	19.34
3.1.3 Other	8,825.12	87,412.00	6,107.27	58,886.00	44.50	48.44
3.2 Air transport	33,488.45	331,700.00	36,490.86	351,843.00	-8.23	-5.72
3.1.1 Passenger	21,119.23	209,184.00	22,061.10	212,712.00	-4.27	-1.66
3.1.2 Freight	2,863.63	28,364.00	3,318.42	31,996.00	-13.71	-11.35
3.1.3 Other	9,505.59	94,152.00	11,111.34	107,135.00	-14.45	-12.12
3.3 Road transport	55.12	546.00	77.47	747.00	-28.85	-26.91
3.3.1 Passenger	0.00	0.00	0.00	0.00	0.00	0.00
3.3.2 Freight	55.12	546.00	77.47	747.00	-28.85	-26.91
3.3.3 Other	0.00	0.00	0.00	0.00	0.00	0.00
3.4 Rail transport	0.00	0.00	0.00	0.00	0.00	0.00
3.4.1 Passenger	0.00	0.00	0.00	0.00	0.00	0.00
3.4.2 Freight	0.00	0.00	0.00	0.00	0.00	0.00
3.4.3 Other	0.00	0.00	0.00	0.00	0.00	0.00
3.5 Postal and courier services	15.45	153.00	258.56	2,493.00	-94.02	-93.86
3.6 Electricity transmission	0.00	0.00	0.00	0.00	0.00	0.00
3.7 Other supporting and auxiliary transport service	0.00	0.00	0.00	0.00	0.00	0.00
4. Travel	9,273.69	91,855.00	9,574.51	92,317.00	-3.14	-0.50
4.1 Business services by border, seasonal, and other short-term workers	229.08	2,269.00	95.52	921.00	139.82	146.36
4.1.2 Other	229.08	2,269.00	95.52	921.00	139.82	146.36
4.2 Personal	9,044.61	89,586.00	9,478.99	91,396.00	-4.58	-1.98
4.2.1 Health-related expenditure	67.14	665.00	50.40	486.00	33.21	36.83
4.2.2 Education-related expenditure	126.30	1,251.00	90.75	875.00	39.17	42.97
4.2.3 Other	8,851.17	87,670.00	9,337.84	90,035.00	-5.21	-2.63
4.2.3.1 Religious travel	11.21	111.00	0.00	0.00	100.00	100.00
4.2.3.2 Other	8,839.96	87,559.00	9,337.84	90,035.00	-5.33	-2.75
5.Construction services	1,042.21	10,323.00	620.93	5,987.00	67.85	72.42
5.1 Construction abroad	1,042.21	10,323.00	620.93	5,987.00	67.85	72.42
5.2 Construction in the compiling economy	0.00	0.00	0.00	0.00	0.00	0.00
6. Insurance and Pension services	2,037.97	20,186.00	2,733.78	26,359.00	-25.45	-23.42
6.1 Direct Insurance	566.32	5,609.42	1,070.42	10,321.00	-47.09	-45.65
6.1.1 Life insurance	11.25	111.42	0.93	9.00	1109.68	1137.97
6.1.2 Freight insurance	23.52	233.00	80.27	774.00	-70.70	-69.90
6.1.3 Other direct insurance	531.55	5,265.00	989.22	9,538.00	-46.27	-44.80
6.2 Reinsurance	1,466.32	14,523.77	1,663.36	16,038.00	-11.85	-9.44
6.3 Auxiliary insurance services	5.33	52.81	0.00	0.00	100.00	100.00
services	0.00	0.00	0.00	0.00	0.00	0.00

Contd.

10.23 Export of Services by Sectors (Detail) (Cumulative)

Description	Rs. in Millions Dollars in Thousands					
	* July - October, 2014		** July - October, 2013		% Change in July - October, 2014 over July - October, 2013	
	Rs	\$	Rs	\$	Rs	\$
7. Financial services	1,815.97	17,987.00	2,741.05	26,429.00	-33.75	-31.94
7.1 Explicitly charged and other financial services	1,815.97	17,987.00	1,994.00	19,226.00	-8.93	-6.44
7.2 Financial intermediation service charges indirectly measured (FISIM)	0.00	0.00	747.05	7,203.00	-100.00	-100.00
8. Charges for the use of intellectual services	271.58	2,690.00	167.70	1,617.00	61.94	66.36
9. Telecommunication, Computer and information services	26,380.47	261,296.00	25,282.95	243,777.00	4.34	7.19
9.1 Telecommunications services	12,818.90	126,970.00	14,666.64	141,415.00	-12.60	-10.21
9.1.1 Call centres	1,887.63	18,696.76	1,120.42	10,803.00	68.48	73.07
9.1.2 Telecommunication services	10,931.27	108,273.24	13,546.22	130,612.00	-19.30	-17.10
9.2 Computer services	13,541.48	134,127.00	10,592.98	102,137.00	27.83	31.32
9.2.1 Hardware consultancy services	7.16	70.89	88.99	858.00	-91.95	-91.74
9.2.2 Software consultancy services	2,769.86	27,435.16	2,069.71	19,956.00	33.83	37.48
9.2.3 Maintenance & repairs of	40.49	401.06	20.12	194.00	101.24	106.73
9.2.4 Export / Import of Computer Software	8,962.64	88,774.11	7,178.73	69,217.00	24.85	28.25
9.2.5 Other Computer services	1,761.33	17,445.78	1,235.43	11,912.00	42.57	46.46
9.3 Information services	20.09	199.00	23.33	225.00	-13.89	-11.56
9.3.1 News agency services	9.29	91.98	10.99	106.00	-15.47	-13.23
9.3.2 Other information services	10.80	107.02	12.34	119.00	-12.48	-10.07
10. Other business services	26,184.82	259,358.20	24,455.94	235,803.00	7.07	9.99
10.1 Research and development services	301.87	2,990.00	189.38	1,826.00	59.40	63.75
10.2 Professional and management consulting services	7,395.73	73,254.00	5,400.98	52,076.00	36.93	40.67
10.2.1 Legal, accounting, management consulting, and public	6,463.06	64,016.00	4,459.37	42,997.00	44.93	48.88
10.2.1.1 Legal services	470.27	4,658.00	409.36	3,947.00	14.88	18.01
10.2.1.2 Accounting, auditing, bookkeeping, and tax consulting services	176.48	1,748.00	222.67	2,147.00	-20.74	-18.58
10.2.1.3 Business and management consulting and public relations services	5,816.31	57,610.00	3,827.34	36,903.00	51.97	56.11
10.2.2 Advertising, market research, and public opinion polling	932.67	9,238.00	941.61	9,079.00	-0.95	1.75
10.3 Technical, trade-related and other business services	18,487.22	183,114.20	18,865.58	181,901.00	-2.01	0.67
10.3.1 Architectural, engineering, scientific and other technical services	1,539.34	15,247.00	1,855.23	17,888.00	-17.03	-14.76
10.3.2 Waste treatment and de-pollution, agricultural and mining	26.35	261.00	2.18	21.00	1108.72	1142.86
10.3.3 Operating leasing services	4.34	43.00	8.71	84.00	-50.17	-48.81
10.3.4 Trade-related services	200.52	1,986.15	203.69	1,964.00	-1.56	1.13
10.3.5 Other business services n.i.e.	16,716.67	165,577.04	16,795.77	161,944.00	-0.47	2.24
11. Personal, cultural, and recreational services	402.12	3,983.00	384.47	3,707.00	4.59	7.45
11.1 Audiovisual and related services	363.76	3,603.00	195.61	1,886.00	85.96	91.04
11.1.1 Audiovisual services	282.94	2,802.47	164.39	1,585.00	72.12	76.81
11.1.2 Artistic related services	80.82	800.53	31.22	301.00	158.87	165.96
11.2 Other personal, cultural, and recreational services	38.36	380.00	188.86	1,821.00	-79.69	-79.13
12. Government services, n.i.e.	100,024.46	990,733.00	62,522.73	602,841.00	59.98	64.34
12.1 Embassies and consulates	9,458.34	93,684.00	13,693.29	132,030.00	-30.93	-29.04
12.2 Military units and agencies	44,291.48	438,703.00	40,504.26	390,540.00	9.35	12.33
12.3 Other	46,274.64	458,346.00	8,325.18	80,271.00	455.84	471.00

* Provisional ** Revised

Note: 1. The data are presented as per 6(EBOPS0.002010) classification aligned with MSITS0.00 2010 classification

10.24 Import of Services by Sectors (Detail) (Monthly)

Description	Rs. in Millions Dollars in Thousands									
	* October, 2014		** September, 2014		** October, 2013		% Change in October, 2014 over			
	Rs	\$	Rs	\$	Rs	\$	Rs	\$	Rs	\$
Services	61,328.57	596,850.00	75,299.50	735,760.00	75,590.29	711,796.00	-18.55	-18.88	-18.87	-16.15
1.Manufacturing services on physical inputs owned by others	0.00	0.00	0.00	0.00	0.00	0.00	0.00	0.00	0.00	0.00
1.1 Goods for processing in reporting economy	0.00	0.00	0.00	0.00	0.00	0.00	0.00	0.00	0.00	0.00
1.2 Goods for processing abroad	0.00	0.00	0.00	0.00	0.00	0.00	0.00	0.00	0.00	0.00
2.Maintenance and repair services n.i.e.	519.93	5,060.00	951.79	9,300.00	842.56	7,934.00	-45.37	-45.59	-38.29	-36.22
3. Transport	30,928.86	301,000.00	33,419.95	326,550.00	33,238.89	312,994.00	-7.45	-7.82	-6.95	-3.83
3.1 Sea transport	23,354.89	227,290.00	25,167.04	245,910.00	22,339.51	210,360.00	-7.20	-7.57	4.55	8.05
3.1.1 Passenger	0.00	0.00	0.00	0.00	0.00	0.00	0.00	0.00	0.00	0.00
3.1.2 Freight	21,551.56	209,740.00	24,001.36	234,520.00	21,341.16	200,959.00	-10.21	-10.57	0.99	4.37
3.1.3 Other	1,803.33	17,550.00	1,165.68	11,390.00	998.35	9,401.00	54.70	54.08	80.63	86.68
3.2 Air transport	7,038.62	68,500.00	7,700.26	75,240.00	10,552.76	99,370.00	-8.59	-8.96	-33.30	-31.07
3.2.1 Passenger	2,928.48	28,500.00	2,918.81	28,520.00	5,996.50	56,466.00	0.33	-0.07	-51.16	-49.53
3.2.2 Freight	2,342.78	22,800.00	2,559.59	25,010.00	2,339.09	22,026.00	-8.47	-8.84	0.16	3.51
3.2.3 Other	1,767.36	17,200.00	2,221.86	21,710.00	2,217.17	20,878.00	-20.46	-20.77	-20.29	-17.62
3.3 Road transport	197.19	1,919.00	283.59	2,771.00	198.90	1,873.00	-30.47	-30.75	-0.86	2.46
3.3.1 Passenger	0.00	0.00	0.00	0.00	0.00	0.00	0.00	0.00	0.00	0.00
3.3.2 Freight	204.38	1,989.00	248.79	2,431.00	185.84	1,750.00	-17.85	-18.18	9.98	13.66
3.3.3 Other	-7.19	-70.00	34.80	340.00	13.06	123.00	-120.66	-120.59	-155.05	-156.91
3.4 Rail transport	110.05	1,071.00	133.97	1,309.00	100.14	943.00	-17.85	-18.18	9.90	13.57
3.4.1 Passenger	110.05	1,071.00	133.97	1,309.00	100.14	943.00	-17.85	-18.18	9.90	13.57
3.4.2 Freight	0.00	0.00	0.00	0.00	0.00	0.00	0.00	0.00	0.00	0.00
3.4.3 Other	0.00	0.00	0.00	0.00	0.00	0.00	0.00	0.00	0.00	0.00
3.5 Postal and courier services	228.11	2,220.00	135.09	1,320.00	47.58	448.00	68.86	68.18	379.42	395.54
3.6 Electricity transmission	0.00	0.00	0.00	0.00	0.00	0.00	0.00	0.00	0.00	0.00
3.7 Other supporting and auxiliary transport service	0.00	0.00	0.00	0.00	0.00	0.00	0.00	0.00	0.00	0.00
4. Travel	8,939.57	87,000.00	9,973.27	97,450.00	9,373.76	88,268.00	-10.36	-10.72	-4.63	-1.44
4.1 Business	252.77	2,460.00	224.13	2,190.00	317.63	2,991.00	12.78	12.33	-20.42	-17.75
4.1.1 Acquisition of goods and services by border, seasonal, and other short-term workers	0.00	0.00	0.00	0.00	0.00	0.00	0.00	0.00	0.00	0.00
4.1.2 Other	252.77	2,460.00	224.13	2,190.00	317.63	2,991.00	12.78	12.33	-20.42	-17.75
4.2 Personal	8,686.80	84,540.00	9,749.14	95,260.00	9,056.13	85,277.00	-10.90	-11.25	-4.08	-0.86
4.2.1 Health-related expenditure	7.19	70.00	13.30	130.00	21.24	200.00	-45.94	-46.15	-66.15	-65.00
4.2.2 Education-related	1,068.64	10,400.00	1,398.00	13,660.00	802.10	7,553.00	-23.56	-23.87	33.23	37.69
4.2.3 Other	7,610.97	74,070.00	8,337.84	81,470.00	8,232.79	77,524.00	-8.72	-9.08	-7.55	-4.46
4.2.3.1 Religious travel	0.00	0.00	2,026.48	19,801.00	1,386.61	13,057.00	-100.00	-100.00	-100.00	-100.00
4.2.3.2 Other	7,610.97	74,070.00	6,311.36	61,669.00	6,846.18	64,467.00	20.59	20.11	11.17	14.90
5.Construction services	167.49	1,630.00	9.21	90.00	615.62	5,797.00	1718.57	1711.11	-72.79	-71.88
5.1 Construction abroad	0.00	0.00	0.00	0.00	0.00	0.00	0.00	0.00	0.00	0.00
5.2 Construction in the compiling economy	167.49	1,630.00	9.21	90.00	615.62	5,797.00	1718.57	1711.11	-72.79	-71.88
6. Insurance and Pension services	2,887.39	28,100.00	2,571.86	25,130.00	2,340.26	22,037.00	12.27	11.82	23.38	27.51
6.1 Direct Insurance	644.39	6,271.16	1,131.60	11,057.00	1,571.18	14,795.00	-43.05	-43.28	-58.99	-57.61
6.1.1 Life insurance	-3.99	-38.85	-7.47	-73.00	0.00	0.00	-46.59	-46.79	100.00	100.00
6.1.2 Freight insurance	556.93	5,420.00	517.85	5,060.00	527.90	4,971.00	7.55	7.11	5.50	9.03
6.1.3 Other direct insurance	91.45	890.00	621.22	6,070.00	1,043.28	9,824.00	-85.28	-85.34	-91.23	-90.94
6.2 Reinsurance	2,228.18	21,684.65	904.91	8,842.00	761.22	7,168.00	146.23	145.25	192.71	202.52
6.3 Auxiliary insurance services	14.82	144.19	535.35	5,231.00	7.86	74.00	-97.23	-97.24	88.55	94.85
6.4 Pension and standardized guarantee services	0.00	0.00	0.00	0.00	0.00	0.00	0.00	0.00	0.00	0.00

Contd.

10.24 Import of Services by Sectors (Detail) (Monthly)

Description	* October, 2014		** September, 2014		** October, 2013		Rs. in Millions Dollars in Thousands % Change in October, 2014 over September, 2014 October, 2013			
	Rs	\$	Rs	\$	Rs	\$	Rs	\$	Rs	\$
	7. Financial services	919.65	8,950.00	5,199.00	50,800.00	4,964.90	46,752.00	-82.31	-82.38	-81.48
7.1 Explicitly charged and other financial services	919.65	8,950.00	5,199.00	50,800.00	4,964.90	46,752.00	-82.31	-82.38	-81.48	-80.86
7.2 Financial intermediation service charges indirectly measured (FISIM)	0.00	0.00	0.00	0.00	0.00	0.00	0.00	0.00	0.00	0.00
8. Charges for the use of intellectual services	828.19	8,060.00	1,596.54	15,600.00	653.32	6,152.00	-48.13	-48.33	26.77	31.01
9. Telecommunication, Computer and information services	2,057.13	20,020.00	4,504.08	44,010.00	3,303.45	31,107.00	-54.33	-54.51	-37.73	-35.64
9.1 Telecommunications services	1,018.29	9,910.00	2,911.64	28,450.00	2,206.23	20,775.00	-65.03	-65.17	-53.84	-52.30
9.1.1 Call centres	0.00	0.00	0.00	0.00	0.00	0.00	0.00	0.00	0.00	0.00
9.1.2 Telecommunication	1,018.29	9,910.00	2,911.64	28,450.00	2,206.23	20,775.00	-65.03	-65.17	-53.84	-52.30
9.2 Computer services	965.88	9,400.00	1,430.74	13,980.00	955.45	8,997.00	-32.49	-32.76	1.09	4.48
9.2.1 Hardware consultancy	0.00	0.00	0.20	2.00	0.53	5.00	-100.00	-100.00	-100.00	-100.00
9.2.2 Software consultancy	706.11	6,871.87	1,030.90	10,073.00	801.04	7,543.00	-31.51	-31.78	-11.85	-8.90
9.2.3 Maintenance & repairs of computer	51.99	506.01	83.82	819.00	16.57	156.00	-37.97	-38.22	213.76	224.36
9.2.4 Export / Import of Computer Software	115.50	1,124.08	53.93	527.00	61.17	576.00	114.17	113.30	88.82	95.15
9.2.5 Other Computer services	92.28	898.04	261.89	2,559.00	76.14	717.00	-64.76	-64.91	21.20	25.25
9.3 Information services	72.96	710.00	161.70	1,580.00	141.77	1,335.00	-54.88	-55.06	-48.54	-46.82
9.3.1 News agency services	43.48	423.14	96.51	943.00	65.95	621.00	-54.95	-55.13	-34.07	-31.86
9.3.2 Other information services	29.48	286.86	65.19	637.00	75.82	714.00	-54.78	-54.97	-61.12	-59.82
10. Other business services	12,241.06	119,130.00	12,199.23	119,200.00	14,856.69	139,898.00	0.34	-0.06	-17.61	-14.85
10.1 Research and development	6.17	60.00	6.14	60.00	7.33	69.00	0.49	0.00	-15.83	-13.04
10.2 Professional and management consulting services	715.17	6,960.00	945.64	9,240.00	525.99	4,953.00	-24.37	-24.68	35.97	40.52
10.2.1 Legal, accounting, management consulting, and public relations	220.92	2,150.00	458.49	4,480.00	111.20	1,047.00	-51.82	-52.01	98.67	105.35
10.2.1.1 Legal services	21.58	210.00	170.91	1,670.00	27.19	256.00	-87.37	-87.43	-20.63	-17.97
10.2.1.2 Accounting, auditing, bookkeeping, and tax consulting	5.14	50.00	46.05	450.00	3.19	30.00	-88.84	-88.89	61.13	66.67
10.2.1.3 Business and management consulting and public relations	194.20	1,890.00	241.53	2,360.00	80.82	761.00	-19.60	-19.92	140.29	148.36
10.2.2 Advertising, market research, and public opinion	494.25	4,810.00	487.15	4,760.00	414.80	3,906.00	1.46	1.05	19.15	23.14
10.3 Technical, trade-related and other business services	11,519.72	112,110.00	11,247.45	109,900.00	14,323.37	134,876.00	2.42	2.01	-19.57	-16.88
10.3.1 Architectural, engineering, scientific and other technical services	1,250.51	12,170.00	2,272.00	22,200.00	6,266.98	59,013.00	-44.96	-45.18	-80.05	-79.38
10.3.2 Waste treatment and de-pollution, agricultural and mining services	0.00	0.00	9.21	90.00	0.85	8.00	-100.00	-100.00	-100.00	-100.00
10.3.3 Operating leasing	727.50	7,080.00	1,367.30	13,360.00	773.11	7,280.00	-46.79	-47.01	-5.90	-2.75
10.3.4 Trade-related services	6.41	62.34	6.35	62.00	6.05	57.00	0.94	0.55	5.95	9.37
10.3.5 Other business services	9,535.30	92,797.66	7,592.59	74,188.00	7,276.38	68,518.00	25.59	25.08	31.04	35.44
11. Personal, cultural, and recreational services	94.54	920.00	65.49	640.00	20.71	195.00	44.36	43.75	356.49	371.79
11.1 Audiovisual and related services	68.85	670.00	52.19	510.00	2.55	24.00	31.92	31.37	2600.00	2691.67
11.1.1 Audiovisual services	68.90	670.51	52.60	514.00	2.44	23.00	30.99	30.45	2723.77	2815.27
11.1.2 Artistic related services	-0.05	-0.51	-0.41	-4.00	0.11	1.00	-87.80	-87.17	-145.45	-151.30
11.2 Other personal, cultural, and recreational services	25.69	250.00	13.30	130.00	18.16	171.00	93.16	92.31	41.46	46.20
12. Government services, n.i.e.	1,744.76	16,980.00	4,809.08	46,990.00	5,380.13	50,662.00	-63.72	-63.86	-67.57	-66.48
12.1 Embassies and consulates	939.17	9,140.00	1,409.26	13,770.00	1,415.39	13,328.00	-33.36	-33.62	-33.65	-31.42
12.2 Military units and agencies	23.63	230.00	8.19	80.00	31.75	299.00	188.52	187.50	-25.57	-23.08
12.3 Other	781.96	7,610.00	3,391.63	33,140.00	3,932.99	37,035.00	-76.94	-77.04	-80.12	-79.45

* Provisional ** Revised

Note: 1. The data are presented as per 6(EBOPS0.002010) classification aligned with MSITS0.00 2010 classification

10.25 Import of Services by Sectors (Detail) (Cumulative)

Description	Rs. in Millions Dollars in Thousands					
	* July - October, 2014		** July - October, 2013		% Change in July - October, 2014 over July - October, 2013	
	Rs	\$	Rs	\$	Rs	\$
Services	280,532.58	2,778,649.00	269,438.27	2,597,910.00	4.12	6.96
1.Manufacturing services on physical inputs owned by others	0.00	0.00	0.00	0.00	0.00	0.00
1.1 Goods for processing in reporting	0.00	0.00	0.00	0.00	0.00	0.00
1.2 Goods for processing abroad	0.00	0.00	0.00	0.00	0.00	0.00
2.Maintenance and repair services n.i.e.	1,787.09	17,701.00	3,072.10	29,621.00	-41.83	-40.24
3. Transport	142,885.86	1,415,271.00	131,029.11	1,263,376.00	9.05	12.02
3.1 Sea transport	96,432.62	955,156.00	86,478.99	833,826.00	11.51	14.55
3.1.1 Passenger	0.00	0.00	0.00	0.00	0.00	0.00
3.1.2 Freight	90,934.33	900,696.00	82,913.42	799,447.00	9.67	12.66
3.1.3 Other	5,498.29	54,460.00	3,565.57	34,379.00	54.21	58.41
3.2 Air transport	44,612.74	441,885.00	43,193.03	416,465.00	3.29	6.10
3.2.1 Passenger	25,393.68	251,522.00	27,444.03	264,614.00	-7.47	-4.95
3.2.2 Freight	10,266.53	101,689.00	8,628.34	83,194.00	18.99	22.23
3.2.3 Other	8,952.53	88,674.00	7,120.66	68,657.00	25.73	29.16
3.3 Road transport	944.88	9,359.00	719.25	6,935.00	31.37	34.95
3.3.1 Passenger	0.00	0.00	0.00	0.00	0.00	0.00
3.3.2 Freight	901.57	8,930.00	705.56	6,803.00	27.78	31.27
3.3.3 Other	43.31	429.00	13.69	132.00	216.36	225.00
3.4 Rail transport	485.42	4,808.00	379.90	3,663.00	27.78	31.26
3.4.1 Passenger	485.42	4,808.00	379.90	3,663.00	27.78	31.26
3.4.2 Freight	0.00	0.00	0.00	0.00	0.00	0.00
3.4.3 Other	0.00	0.00	0.00	0.00	0.00	0.00
3.5 Postal and courier services	410.20	4,063.00	257.94	2,487.00	59.03	63.37
3.6 Electricity transmission	0.00	0.00	0.00	0.00	0.00	0.00
3.7 Other supporting and auxiliary transport service	0.00	0.00	0.00	0.00	0.00	0.00
4. Travel	40,128.19	397,466.00	39,205.35	378,016.00	2.35	5.15
4.1 Business	816.97	8,092.00	1,008.20	9,721.00	-18.97	-16.76
4.1.1 Acquisition of goods and services by border, seasonal, and other short-term workers	0.00	0.00	0.00	0.00	0.00	0.00
4.1.2 Other	816.97	8,092.00	1,008.20	9,721.00	-18.97	-16.76
4.2 Personal	39,311.22	389,374.00	38,197.15	368,295.00	2.92	5.72
4.2.1 Health-related expenditure	47.65	472.00	46.67	450.00	2.10	4.89
4.2.2 Education-related expenditure	6,149.28	60,908.00	3,698.63	35,662.00	66.26	70.79
4.2.3 Other	33,114.29	327,994.00	34,451.85	332,183.00	-3.88	-1.26
4.2.3.1 Religious travel	7,565.44	74,935.00	8,985.53	86,638.00	-15.80	-13.51
4.2.3.2 Other	25,548.85	253,059.00	25,466.32	245,545.00	0.32	3.06
5.Construction services	388.19	3,845.00	603.40	5,818.00	-35.67	-33.91
5.1 Construction abroad	0.00	0.00	0.00	0.00	0.00	0.00
5.2 Construction in the compiling economy	388.19	3,845.00	603.40	5,818.00	-35.67	-33.91
6. Insurance and Pension services	9,621.09	95,296.00	8,912.41	85,933.00	7.95	10.90
6.1 Direct Insurance	3,376.02	33,439.16	4,135.78	39,877.00	-18.37	-16.14
6.1.1 Life insurance	-14.83	-146.85	26.24	253.00	-156.52	-158.04
6.1.2 Freight insurance	2,375.49	23,529.00	2,048.44	19,751.00	15.97	19.13
6.1.3 Other direct insurance	1,015.36	10,057.00	2,061.10	19,873.00	-50.74	-49.39
6.2 Reinsurance	5,700.57	56,463.65	4,197.70	40,474.00	35.80	39.51
6.3 Auxiliary insurance services	544.50	5,393.19	578.93	5,582.00	-5.95	-3.38
6.4 Pension and standardized guarantee services	0.00	0.00	0.00	0.00	0.00	0.00

Contd.

10.25 Import of Services by Sectors (Detail) (Cumulative)

Description	Rs. in Millions Dollars in Thousands					
	* July - October, 2014		** July - October, 2013		% Change in July - October, 2014 over July - October, 2013	
	Rs	\$	Rs	\$	Rs	\$
7. Financial services	9,003.82	89,182.00	8,009.07	77,223.00	12.42	15.49
7.1 Explicitly charged and other financial services	9,003.82	89,182.00	7,485.21	72,172.00	20.29	23.57
7.2 Financial intermediation service charges indirectly measured (FISIM)	0.00	0.00	523.86	5,051.00	-100.00	-100.00
8. Charges for the use of intellectual services	4,187.12	41,473.00	4,174.78	40,253.00	0.30	3.03
9. Telecommunication, Computer and information services	12,083.00	119,681.00	11,803.94	113,813.00	2.36	5.16
9.1 Telecommunications services	6,003.19	59,461.00	6,642.33	64,045.00	-9.62	-7.16
9.1.1 Call centres	0.10	1.00	0.00	0.00	100.00	100.00
9.1.2 Telecommunication services	6,003.09	59,460.00	6,642.33	64,045.00	-9.62	-7.16
9.2 Computer services	5,055.47	50,074.00	4,561.53	43,982.00	10.83	13.85
9.2.1 Hardware consultancy services	2.32	23.00	63.58	613.00	-96.35	-96.25
9.2.2 Software consultancy services	3,726.02	36,905.87	3,564.74	34,371.00	4.52	7.38
9.2.3 Maintenance & repairs of	228.37	2,262.01	238.23	2,297.00	-4.14	-1.52
9.2.4 Export / Import of Computer Software	334.69	3,315.08	431.34	4,159.00	-22.41	-20.29
9.2.5 Other Computer services	764.07	7,568.04	263.64	2,542.00	189.82	197.72
9.3 Information services	1,024.34	10,146.00	600.08	5,786.00	70.70	75.35
9.3.1 News agency services	841.21	8,332.14	363.72	3,507.00	131.28	137.59
9.3.2 Other information services	183.13	1,813.86	236.36	2,279.00	-22.52	-20.41
10. Other business services	43,377.99	429,655.00	46,633.01	449,633.00	-6.98	-4.44
10.1 Research and development services	23.93	237.00	35.37	341.00	-32.34	-30.50
10.2 Professional and management consulting services	3,258.28	32,273.00	2,113.16	20,375.00	54.19	58.40
10.2.1 Legal, accounting, management consulting, and public	1,563.78	15,489.00	716.04	6,904.00	118.39	124.35
10.2.1.1 Legal services	472.90	4,684.00	79.55	767.00	494.47	510.69
10.2.1.2 Accounting, auditing, bookkeeping, and tax consulting services	138.42	1,371.00	5.91	57.00	2242.13	2305.26
10.2.1.3 Business and management consulting and public relations services	952.46	9,434.00	630.58	6,080.00	51.05	55.16
10.2.2 Advertising, market research, and public opinion polling	1,694.51	16,784.00	1,397.12	13,471.00	21.29	24.59
10.3 Technical, trade-related and other business services	40,095.78	397,145.00	44,484.48	428,917.00	-9.87	-7.41
10.3.1 Architectural, engineering, scientific and other technical services	4,398.12	43,563.00	11,410.04	110,015.00	-61.45	-60.40
10.3.2 Waste treatment and de-pollution, agricultural and mining	9.09	90.00	170.40	1,643.00	-94.67	-94.52
10.3.3 Operating leasing services	3,601.65	35,674.00	3,113.79	30,023.00	15.67	18.82
10.3.4 Trade-related services	143.90	1,425.34	27.80	268.00	417.63	431.84
10.3.5 Other business services n.i.e.	31,943.02	316,392.66	29,762.45	286,968.00	7.33	10.25
11. Personal, cultural, and recreational services	253.31	2,509.00	190.11	1,833.00	33.24	36.88
11.1 Audiovisual and related services	205.25	2,033.00	82.14	792.00	149.88	156.69
11.1.1 Audiovisual services	206.01	2,040.51	81.83	789.00	151.75	158.62
11.1.2 Artistic related services	-0.76	-7.51	0.31	3.00	-345.16	-350.43
11.2 Other personal, cultural, and recreational services	48.06	476.00	107.97	1,041.00	-55.49	-54.27
12. Government services, n.i.e.	16,816.92	166,570.00	15,804.99	152,391.00	6.40	9.30
12.1 Embassies and consulates	5,950.79	58,942.00	5,518.80	53,212.00	7.83	10.77
12.2 Military units and agencies	118.73	1,176.00	123.52	1,191.00	-3.88	-1.26
12.3 Other	10,747.40	106,452.00	10,162.67	97,988.00	5.75	8.64

* Provisional ** Revised

Note: 1. The data are presented as per 6(EBOPS0.002010) classification aligned with MSITS0.00 2010 classification

REGIONAL AND FIELD OFFICES OF PAKISTAN BUREAU OF STATISTICS

PUNJAB

Chief Statistical Officer,
Regional Office,
Pakistan Bureau of Statistics,
Gul Plaza, (1st & 2nd Floor),
I.J. Principal Road,
Near Pindora Chungi,
Rawalpindi
Phone: 051- 4411528)
Fax 051 - 4410474

Statistical Officer (I/C),
Regional Office,
Pakistan Bureau of Statistics,
USAID Building,
Gurumangat Road,
Gulberg-III,
Lahore.
Phone & Fax:042-99263266
Email:lhrfbs@lhr.comsats.net.pk

Statistical Officer (I/C),
Regional Office,
Pakistan Bureau of Statistics,
House # 20, Block-T,
New Multan Colony, Rahim Chowk,
Masoom Shah Road,
Multan.
Phone & Fax:061-9220177
E-mail:muxfbs@brain.net.pk

Chief Statistical Officer,
Regional Office,
Pakistan Bureau of Statistics,
51-A, Satellite Town,
Gujranwala.
Phone & Fax: 055-9200418

Chief Statistical Officer,
Regional Office,
Pakistan Bureau of Statistics,
House # 04, Rehman Town,
Satyana Road,
Faisalabad.
Phone & Fax: 041-9220049
E-mail:fsdfbs@fsd.comsats.net.pk

Chief Statistical Officer,
Regional Office,
Pakistan Bureau of Statistics,
House # 100/27-C, Zaidi Road,
Satellite Town,
Sargodha
Phone & Fax:048-3220004

Chief Statistical Officer,
Regional Office,
Pakistan Bureau of Statistics,
House # 25/B.K.,
Satellite Town,
Bahawalpur.
Phone & Fax: 062-9250026

Statistical Officer(I/C),
Field Office,
Pakistan Bureau of Statistics,
Capital Road,
Near Masjid Abdur Rashid
Jinnah Town,
Sialkot.
Phone & Fax: 052 - 4262644
E-mail:sktfbs@skt.comsats.net.pk

Statistical Officer(I/C),
Field Office,
Pakistan Bureau of Statistics,
Building # 09-D-3(X)
Amar Colony,
Jhang Saddar.
Phone & Fax: 047-9200194

Statistical Officer(I/C),
Field Office.
Pakistan Bureau of Statistics,
House at Khasra #51/11/1/3/2
(G.F), Chak#9/W.B.(Behind
Cooperative Workshop),
Burawala Road,
Vehari.
Phone & Fax: 067-3364219

Statistical Officer (I/C),
Field Office,
Pakistan Bureau of Statistics,
House # 213/ D,
Mohallah Mir Abdullah Khan Rokri,
Mianwali.
Phone: 045-9231626
Fax: 045-9233700

Statistical Officer (I/C),
Field Office,
Pakistan Bureau of Statistics
House # H 224-c, Ground Floor
Street # 4, Khyaban-e-Sarwar,
Dera Ghazi Khan.
Phone: 064-2401850

Statistical Officer(I/C),
Field Office,
Pakistan Bureau of Statistics,
House # 7, (G.F.), Street #1,
Azam Town, Mud Darbari,
Rahim Yar Khan.
Phone & Fax: 068-5871754

Statistical Officer (I/C),
Field Office,
Pakistan Bureau of Statistics,
House # 43 B-7, Gulistan Colony,
Near Govt. Girls College
Sahiwal.
Phone: 040-9200242

Statistical Officer(I/C),
Field Office,
Pakistan Bureau of Statistics,
Building # 192, Khan Baba Road,
Bahawalnagar.
Phone & Fax: 063-9240049

SINDH:

Chief Statistical Officer,
Regional Office,
Pakistan Bureau of Statistics,
1-B, S.M.C.H. Society
Karachi.
Phone & Fax: 021- 34557933
Email:khifbs@khi.comsats.net.pk

Chief Statistical Officer,
Regional Office,
Pakistan Bureau of Statistics,
Bungalow # A-46, G.O.R. Colony,
Unit # 1, Latifabad,
Hyderabad.
Fax & Phone: 022-9200641

Chief Statistical Officer,
Regional Office,
Pakistan Bureau of Statistics,
Bungalow # 10-A,
Professor Housing Society,
Shikarpur Road,
Sukkur.
Phone & Fax: 071-5807132

Chief Statistical Officer,
Regional Office,
Pakistan Bureau of Statistics,
Building # 45/17, Ward "C",
Near Shah Latif Market,
Lohari Mohallah,
Larkana.
(Phone: 074-9410010)
Fax:074-4054438

Statistical Officer(I/C),
Field Office,
Pakistan Bureau of Statistics,
House # 180,
Um-e-Hain, Near satari
Cotton Factory, Ring Road
Mirpur Khas.
Phone & Fax: -0233-923096

Statistical Officer(I/C),
Field Office,
Pakistan Bureau of Statistics,
House # 68, Mubariak Colony,
Jam sahib Road,
Nawabshah.
Phone & Fax: 0244-9370311

Statistical Officer(I/C),
Field Office,
Pakistan Bureau of Statistics,
House # 199 Marakhpur,
Opp. DHO Office,
Sehwan Road, Dadu Town,
Dadu.
Phone & Fax: 025-9200345

Statistical Officer(I/C),
Field Office,
Pakistan Bureau of Statistics,
House # 292-I, 1st Family line,
Shah Abdul Latif Road,
Near Rifil Naka,
Jacobabad.
Phone : 0722-653403

KHYBER PAKHTOON KHWA

Chief Statistical Officer,
Regional Office,
Pakistan Bureau of Statistics,
State Life Insurance Building,
2nd Floor, 34-The Mall,
Peshawar Cantt.
Phone: 091-9213097
Fax – 091-9213098
E-mail:pshfbs@pes.comsats.net.pk

Chief Statistical Officer,
Regional Office,
Pakistan Bureau of Statistics,
Building #558-D,
Mohallah Ghazni Khel,
Bannu.
Phone & Fax: 0928-9270191

Statistical Officer (I/C),
Regional Office,
Pakistan Bureau of Statistics,
Shams-ur-Rehman Building,
Near Nadra Office, Rahimabad,
G.T. Road,
Mingora/Swat.
Phone: 0946-9240283

Chief Statistical Officer,
Regional Office,
Pakistan Bureau of Statistics,
Bungalow # 896, Mansehra Road,
Post office Jhangi,
Abbottabad.
Phone & Fax: 0992-9310231

Chief Statistical Officer,
Regional Office,
Pakistan Bureau of Statistics,
House # A-3,
Shah Jhan Sheed Town,
Near Coach Adda of Bannu
Dera Ismail Khan.
Phone:0966-9280279

BALOCHISTAN:

Chief Statistical Officer,
Regional Office,
Pakistan Bureau of Statistics,
Chandio House No.2,
Arbab Karam Khan Road,
Near Elementary College,
Quetta.
Phone: 081-9239804
Fax:081-2471126

Statistical Officer(I/C),
Field Office,
Pakistan Bureau of Statistics,
Dak Khana Road, Near Civil Hospital,
Singani Sar,
Turbat.
Phone: 0852-412267
Fax:0852-413383

Statistical Officer (I/C),
Field Office,
Pakistan Bureau of Statistics,
Haroon Market,
Opp:Girls High School,
Hospital Road,
Khuzdar.
Phone & Fax: 0848-412760

Statistical Officer (I/C),
Field Office,
Pakistan Bureau of Statistics,
Building # 2-II/E,
Hazara Mohallah,
Loralai.
Phone & Fax: 0824-660560

NORTHERN AREAS:

Statistical Officer (I/C),
Field Office,
Pakistan Bureau of Statistics,
Madina Supper Market,
Near Taj Hotel,
Gilgit.
Phone & Fax: 05811-920762

AZAD KASHMIR:

Chief Statistical officer,
Regional Office,
Pakistan Bureau of Statistics,
Street # 13, D-38,
Upper Chattar Housing Scheme
Muzaffarabad.
Phone & Fax: 05822-921113

SYMBOLS, ABBREVIATIONS AND CONVERSION

E	Estimated	LTR.	Litre	One Metric Ton	2004	Lbs.
P/*	Provisional, Preliminary	LUNGI	A kind of cloth		1000	Kgs
R/r	Revised	MALTA &		One Ton	1.0160	M.Tons
-	Nil	MOSAMBI	A variety of Orange	(2240 Lbs.)	27.22	Maunds
..	Negligible	MED.	Medium		1016.04	Kgs.
...	Not available	MG.	Milligram		1.0610	M. Tons
%	Percentage	MMCFT.	Million cubic feet	One Pound	0.4536	Hundred weight
Admn	Administration	MN.	Million		16	Kg.
ALOOCHA	A kind of fruit	M/o.	Ministry of	One Ounce	0.4861	Oz.
ARVI	A type of root vegetable	MTR.	Meter		28.35	Seer
AV.	Average	MT.	Metric Ton	One Kilogram	2.2046	Gms.
BABUL	A kind of fire wood	ML.	Milliliter		0.0197	Lbs.
BBLS.	Barrels	NES.	Not else where specified		0.0268	Hundred weight
BIRYANI	A dish of rice prepared	NO.	Number	One Hundred weight	1.0717	Maund
BOT.	Bottle	NR.	Not reported	(112 Lbs.)	50.8932	Seers
CAP.	Capsule	N.S.	Not specified	One Gram	1.3610	Kgs.
CFT.	Cubic feet	PKT.	Packet	One Tonne	0.0857	Maunds
CH.	Charge	PC.	Piece		0.9842	Tola
CHAPATI	A kind of bread	QLTY.	Quality	One Tonne	1.1023	Long Ton
CIG.	Cigarette	RASGULLA	A form of sweetmeat	One Bale (Cotton)	170.0971	Short Ton
Comm.	Communication	R.P.M.	Revolution per minute	(375 Lbs.)	4.5571	Kilograms
CRT.	Carton / Crate	RS.	Rupees			Maunds
CUM./CM.	Cubic meter	SAMOSA	A form of patty	One Imperial (Gallon)	4.5435	Ltrs.
DESI.	Indigenous	SHAL.	Shalwar	One Litre	0.2199	Imperial Gallon
Distt.	Distribution	SHEESHAM	A variety of sup. Qty. Wood.			
DOZ	Dozen	Sq.	Square			
ENG.	English	SQM.	Square meter	One Mile	1.6093	Kms.
EX.	Exercise	SUP.	Superior		1760	Yards
GLS.	Glass	STND.	Standard	One Yard	0.9144	Meter
GM.	Gram	SQFT.	Square feet	One Foot	0.3048	Meter
H.OP.	Hand operated	SYN.	Synthetic	One Kilometer	0.6214	mile
HP.	Horse power	THNO.	Thousand number	One Meter	1.0936	Yards
INJ.	Injection	TAB.	Table	One Square Mile	2.5899	Sq. Kilometer
KHADDI	Hand-loom	TANDOORI	Oven-Baked		640	Acres
KIKAR	A kind of fire wood	TKT.	Ticket		258.9984	Hectares
KG.	Kilogram	TL.	Tube light	One Acre	.4074	Hectare
KM.	Kilometer	TOTA.	Broken rice		4840	Sq. Yards.
KORMA	A variety of meat curry	UNI.	Uniform	One Square Kilometer	0.3861	Sq. Mile
KWH.	Kilowatt / hour	Urd.	Urdu		100	Hectares
LB.	Pound	VEG.	Vegetable	One Hectare	2.4711	Acres
		W.	Watt	One Square Yards	0.8361	Sq. meter.
				One Cubic Meter	35.3147	Cubic feet

LIQUID

LENGTH

SELECTED PUBLICATIONS OF PAKISTAN BUREAU OF STATISTICS

01. Monthly Bulletin of Statistics
 02. Review of Foreign Trade
 03. Pakistan Statistical Pocket Book
 04. Pakistan Statistical Yearbook
 05. Foreign Trade Statistics of Pakistan Imports (two volumes)
 06. Foreign Trade Statistics of Pakistan Exports (one volume)
 07. Labour Force Survey
 08. Brochure of National Accounts
 09. Pakistan Demographic Survey
 10. Census of Manufacturing Industries
 11. Survey of Small Household Manufacturing Industries
 12. Rent Survey of Dwellings
 13. Socio Economic Indicators at District Level
(Punjab, Sindh, Khyber Pakhtoon Khwa & Balochistan)
 14. Census of Private Educational Institutions in Pakistan
 15. Census of Software Industry and related services of Pakistan
 16. Supply & Use Table of Pakistan
 17. Mechanized Road Transport Survey
 18. Survey of Private Recreational, Cultural & Entertainment Services
 19. Survey of Private Laundry, Dry Cleaning & Dyeing Services
 20. Survey of Private Medical, Dental & Other Health Services
 21. Survey of Private Educational Services
 22. Pakistan, 2000 – An Official Hand Book on Statistics
 23. 50 Years of Pakistan in Statistics (Four Volumes)
 24. Pakistan Social & Living Standard Measurement Survey National/Provincial
 25. Household Integrated Economic Survey (HIES) National/Provincial
-

SALE CENTERS WHERE PAKISTAN BUREAU OF STATISTICS PUBLICATIONS ARE AVAILABLE

ISLAMABAD

6 – Mauve Area, G-8/4.
Taleemi Chowk
Phone # 051 - 926 11 25
051 - 226 13 72

RAWALPINDI

NBF Book Shop
178-B, Sarwar Road,
Rawalpindi Cantt.
Phone # 051 – 927 25 30

WAH CANTT

NBF Book Shop
Central Library Premises
Phone # 051- 931 40 04

LAHORE

NBF Book Shop
56/57 Shadman Colony,
Shadman Market,
Phone # 042 – 755 01 61 &
753 03 29
Fax # 042 – 758 77 35

FAISALABAD

NBF Book Shop
Shop No.10,
Hashmi Hall Shopping Centre,
University of Agriculture,
Phone # 041 – 264 81 79

MULTAN

NBF Book Shop
Plot # 4-5-6, M.D.A. Road,
Near Multan Art Council
Phone # 061 – 920 12 81

BAHAWALPUR

NBF Book Shop
Quaid-e-Azam Medical College,
Near Library.
Cell # 0301 – 724 76 13

PESHAWAR

NBF Book Shop
Phase-V, Sector B-2,
Plot No.36-37,
Hayatabad.
Phone # 091 – 589 27 44
921 72 73
Fax # 091 921 72 73

NBF Book Shop

48/D, F-6, Jamrud Road,
University Town,
Phone # 091 – 921 69 03
Fax # 091 – 921 69 04

BANNU

Old Municipal Library Premises,
Near to Qazi Muhib Stadium,
Cell # 0346 – 915 50 18

KOHAT

3rd Block, 1st Floor,
Distt. Govt. Complex

D.I. KHAN

NBF Book Shop
C/o. Executive Distt. Officer,
Literacy, Sports and Education,
Phone # 0961 – 928 01 29

ABBOTABAD

Public Library
1st Floor, Jalal Baba Auditorium,
Phone # 0992 – 931 02 91

KARACHI

National Book Foundation
(Regional Office)
Liaquat Memorial Library Premises,
Ground Floor, Stadium Road,
Phone # 021– 923 18 06 & 923 10 88
Fax # 923 10 89

HYDERABAD

NBF Book Shop
GOR Colony,
C-22, Latifabad No.1,
Phone # 022 – 931 08 92

JAMSHORO

Shop No.14, Liaquat University of
Medical & Health Science

NAWABSHAH

M.H. Khawaja DC High School,
Opp. NMC Hospital Road
Cell # 0301 – 389 58 46

SUKKUR

Public Library
Old Sukkur,
Phone # 071 – 562 51 03

LARKANA

NBF Book Shop
Chandka Medical College
Main Gate
Phone # 0741-941 02 29

JACOBABAD

Red Crescent Building,
Near T.B. Hospital
Phone # 0722 – 65 08 17

QUETTA

NBF Book Shop
3-7/5, Faiz Muhammad Road,
Phone # 081 - 920 15 70
Fax # 081 - 920 18 69

**PUBLISHED ON BEHALF OF NATIONAL BOOK FOUNDATION
PRINTED AT REPRODUCTION & PRINTING UNIT, PBS, KARACHI**