




MONTHLY BULLETIN OF STATISTICS




March

2015

**Government of Pakistan
Statistics Division
Pakistan Bureau of Statistics**



MONTHLY BULLETIN OF STATISTICS



March

2015

**Government of Pakistan
Statistics Division
Pakistan Bureau of Statistics**

Price Rs. 600.00

P R E F A C E

The Bulletin of Statistics, Monthly Publication of the Pakistan Bureau of Statistics provide important statistics in respect of social, economic and financial sectors of the economy at aggregate as well as sectoral levels. The Bulletin contains data relating to Population, National Accounts, Agriculture, Manufacturing, Prices, Balance of Payments, Public Finance, Education, Energy & Mining, Foreign Economic Assistance, Foreign Trade, Health, Insurance, Labour, Transport & Communication, Social & Culture ect. It also provides different types of indices on agriculture, manufacturing, prices, trade and labour productivity. Charts and graphs have also been provided to selected tables to make the data readily intelligible.

2. The Bulletin contains data on monthly and in some instances on annual basis. The annual data series are on fiscal year basis i.e. from July to June unless otherwise specified. Monthly data series of trade and industry are published with a time lag of 45 days required for data collection, compilation, cleaning, processing, tabulating and printing. Figures may not add up to the totals owing to rounding. Statistics that are compiled in the Pakistan Bureau of Statistics are presented without citation whereas those compiled by other agencies carry a source note below the tables.

3. Efforts have been made to produce this Bulletin as a comprehensive, informative and useful document for decision makers, researchers, planners, economists and other groups of beneficiaries. It is hoped that the users will find this Bulletin useful.

4. Suggestions for further improvement will be highly appreciated and welcomed.

ASIF BAJWA
Chief Statistician

Malik Asrar Hussain

Secretary

Government of Pakistan
Ministry of Finance, Economic Affairs, Revenue,
Statistics & Privatization,
Statistics Division

Statistics House
21-Mauve Area,
G-9/1, Islamabad.

Tel : 051-9106500
Fax: 051-9106502
E-mail: secretary@pbs.gov.pk

Asif Bajwa

Chief Statistician
Government of Pakistan
Pakistan Bureau of Statistics

Statistics House
21-Mauve Area,
G-9/1, Islamabad.

Tel : 051-9106514 - 051-9106515
Fax: 051-9106561
E-mail: pbs@pbs.gov.pk

**PAKISTAN BUREAU OF STATISTICS
STATISTICS HOUSE, 21-MAUVE AREA
G-9/1 - ISLAMABAD
Website: www.pbs.gov.pk**

		<u>Office</u>	<u>Residence</u>
Mr. Munir Ahmed Aslam	Deputy Director General	051-9106555 Fax:051-9106556	051-4447403 051-2275892
Dr. Bahrawar Jan	Deputy Director General	051-9106550 Fax:051-9106577	051-9101294
Mr. Ayazuddin	Deputy Director General	051-9106552	051-9242232
Mr. Ismail Khan	Deputy Director General	051-9106558 Fax:051-9106556	051-9101162
Mr. Mumtaz-ud-Din	Director	051-9106570	051-2822630
Mr. Ghulam Muhammad	Director	051-9106559	051-4448702
Mr. Muhammad Akram Assi	Director	051-9106573	051-2101198
Mr. Fazil Mehmood Baig	Director	051-9106575	0333-5159850
Mr. Shuakat Ali Khan	Director	051-9106557	--
Mr. Attiq-ur-Rehman	Director	051-9106553	0346-9579700
Mr. Munwar Ali Ghanghro	Director	051-9106554	0333-7145366
Mrs. Rabia Awan	Director	051-9106581	051-4444696

TRAINING WING

Mr. Innocent Dilbar Feroz	Director	051-9205390 Fax:051-9205390	--
---------------------------	----------	--------------------------------	----

**PAKISTAN BUREAU OF STATISTICS
1-B, SINDHI MUSLIM COOPERATIVE HOUSING SOCIETY
KARACHI – 74400**

E-mail: khifbs@khi.comsats.net.pk

Mr. Iqbal Ahmed Bablani	Provincial Census Commissioner	Ph: 021-34523819 021-34526500 Fax:021-34523004	021-99250900
Mr. Farooq Ahmed	Joint Census Commissioner	Ph:021-34559615 Fax:021-34545031	--
Mr. Muhammad Ali Shaikh	Director	021-34384281	--
Mrs. Farhat Moosa	Director	021-34554436	021-34984687
Ms. Rana Sami	Director	0333-2826376	021-36672794

**PAKISTAN BUREAU OF STATISTICS
USAID BUILDING GURU MANGAT ROAD
GULBERG-III, LAHORE**

E-mail: lhrfbs@lhr.comsats.net.pk

Mr. Rana Iqbal	Director	042-99263267 Fax:042-99263267	--
----------------	----------	----------------------------------	----

(Regional Office) LAHORE

Mr. Muhammad Shahid	Chief Statistical Officer	042-99263266 Fax:042-99263266	0345-4169987
---------------------	---------------------------	----------------------------------	--------------

(Regional Office) KARACHI

Mr. Inayatullah Baloch	Chief Statistical Officer	021-34557933 Fax:021-34557933	--
------------------------	---------------------------	----------------------------------	----

(Regional Office) PESHAWAR

Mr. Sher Rahman	Chief Statistical Officer	091-9213097 Fax:091-9213098	0333-9365032
-----------------	---------------------------	--------------------------------	--------------

(Regional Office) QUETTA

Mr. Ghulam Rasool	Chief Statistical Officer	081-9239804 Fax:081-9239804	--
-------------------	---------------------------	--------------------------------	----

(Presentation, Reproduction & Printing) KARACHI

Mr. Shakeel Qadeer	Chief System Analyst (Printing)	021-34388435	021-35836029
Ms. Azra Khatoon	Deputy Census Commissioner (Publication)	021-34384296	--

CONTENTS

**	KEY INDICATORS	III
1.	BALANCE OF PAYMENT	
	1.1 Country wise Workers Remittances	01
	1.2 Month wise Workers Remittances	04
	1.3 Exchange Rates Pak. Rupees in Terms of one Unit of Foreign Currency	05
2.	CLIMATE	
	2.1 Temperature at Selected Stations	07
	2.2 Rainfall at Selected Stations	09
3.	ENERGY & MINING	
	3.1 Production of Crude Oil	11
	3.2 Production of Natural Gas	14
	3.3 Company Wise Production of Crude Oil and Natural Gas	18
	3.4 Province Wise Production of Crude Oil and Natural Gas	18
	3.5 Production of Crude Oil, Natural Gas and Electricity	19
	3.6 Mineral Production	20
4.	HEALTH	
	4.1(a) Monthly Immunization Coverage Number of Doses Administered (0-11 month) Children	23
	4.1(b) Monthly Immunization Coverage Number of Doses Administered (12-23 months) Children	24
	4.1(c) Monthly Immunization Coverage Number of T.T Doses Administered to Women	25
	4.2 Monthly Report of HIV Treatment Centre	26
	4.3(a) Registered Veterinary Medical Practitioner with PVMC	27
	4.3(b) Registered Animal Husbandry Graduate with PVMC	27
	4.4 Tuberculosis Report (FTI)	28
5.	MANUFACTURING	
	5.1 Quantum Index Numbers of Large-scale Manufacturing Industries	29
	5.2 Production of Manufacturing Items	31
6.	MONEY & CREDIT	
	6.1 Reserve Money	45
7.	PRICE	
	7.1 Price Indices (General) with Percentage Change	49
	7.2 Combined Sensitive Price Indicator (SPI) by Quantile	50
	7.3 Combined Consumer Price Index Numbers by Commodity Groups	51
	7.4 Consumer Price Index Numbers by Major Groups and Selected Commodities	52
	7.5 Combined Consumer Price Index Numbers by Quantile and Major Commodity Groups	54
	7.6 Combined Consumer Price Index Numbers by Quantile, Major Commodity Group for Selected Cities	55
	7.7 Combined Consumer Price Index Numbers by Income Group/City and Commodity Group for all Centres Covered in CPI	58
	7.8 Index Numbers of Wholesale Prices by Commodity Groups	59
	7.9 Index Numbers of Wholesale Prices by Commodities	60
	7.10 Intercity Wholesale Prices of Selected Commodities	70
	7.11 Intercity Consumer Prices	118

Contd.

8.	PUBLIC FINANCE	
8.1	Customs Revenue Receipts	175
9.	SOCIAL	
9.1	Data on Traffic Accidents	179
9.2	Data on Telecommunication	182
9.3	Visitors at Archaeological Museums in Pakistan	183
9.4	Visitors at Heritage Sites in Pakistan	184
10.	TRADE	
10.1	Value of Foreign Trade	185
10.2	Exports by Commodity/Group	186
10.3	Imports by Commodity/Group	188
10.4	Exports of Selected Commodities in Dollars	189
10.5	Exports of Selected Commodities in Rupees	191
10.6	Imports of Selected Commodities in Dollars	193
10.7	Imports of Selected Commodities in Rupees	195
10.8	Exports by Economic Categories (Summary)	197
10.9	Exports by Economic Categories (Details)	198
10.10	Imports by Economic Categories (Summary)	199
10.11	Imports by Economic Categories (Details)	200
10.12	Exports by Areas and Countries/Territories	282
10.13	Re-exports by Areas and Countries/Territories	286
10.14	Imports by Areas and Countries/Territories	288
10.15	Re-imports by Areas and Countries/Territories	292
10.16	Annual and Quarterly Terms of Trade and Unit Value Indices of Exports and Imports (1990-91=100)	294
10.17	Index Numbers of Unit Value of Exports by Groups (1990-91=100)	295
10.18	Index numbers of unit value of imports by groups (1990-91=100)	296
10.19	Index Numbers of Quantum of Exports by Groups (1990-91=100)	297
10.20	Index Numbers of Quantum of Imports by Groups (1990-91=100)	298
10.21	Trade in Services (Summary)	299
10.22	Export of Services by Sector (Detail) Monthly	300
10.23	Export of Services by Sector (Detail) (Cumulative)	302
10.24	Import of Services by Sector (Detail) Monthly	304
10.25	Import of Services by Sector (Detail) (Cumulative)	306

Regional and Field Offices of Pakistan Bureau of Statistics

Symbols, Abbreviations and Conversions

Selected Publications of Pakistan Bureau of Statistics

Sale Centres where PBS Publications are available

KEY INDICATORS

YEARLY

ECONOMIC INDICATORS

(2013- 2014)

1	Inflation	8.66%
2	Balance of Trade	(-) \$ 19.963 billion
3	Value of Exports	\$ 25.110 billion
4	Value of Imports	\$ 45.073 billion
5	Total Workers Remittances	Rs.15832.25 million
6	Reserve Money	Rs.2861256 million
7	Currency in Circulation	Rs.2177873 million
8	Consumer Price Index (CPI with Base 2007-2008)	189.58%
9	Agricultural Sector Growth	2.12%
10	Industrial Sector Growth	5.84%
11	Services Sector Growth	4.29%
12	GDP Growth Rate at Constant Basic Prices (Real)	4.14%
13	GNI Growth Rate at Constant Prices	5.78%
14	Per Capita Income	\$ 1387
15	Large Scale Manufacturing Sector (LSMI) Growth	3.92%
16	Quantum Index Number (LSMI with Base 2005-2006)	121.60
17	Imports Duty	Rs.233783.87 million
18	Exports Duty	Rs.475.78 million
19	Foreign Exchange Reserves	\$ 10047 million
20	* Overall Balance of Payment Surplus/Deficit	\$ -3843 million

SOCIAL INDICATORS

1	** Population (2014)	188.02 million
	Male	97.16 million
	Female	90.86 million
2	Natural Growth Rate (PDS- 2007)	1.88%
3	** Population Growth Rate (2014)	1.95%
4	Dependency Ratio (PDS-2007)	81.5
5	*** Mean Size of Household (2012-13)	6.3

* BOP as per BPM6 in million USD.

** Economic Survey

*** PSLM Survey

IV

MONTHLY
ECONOMIC INDICATORS

January, 2015

1	Value of Exports	\$ 2057.571 million
2	Value of Imports	\$ 3041.444 million
3	Balance of Trade	(-)\$ 983.873 million

February, 2015

1	Exports Duty	Rs.36.93 million
2	Imports Duty	Rs.20401.38 million
3	Growth in Quantum Index Manufacturing (LSMI)	1.11%
4	Quantum Index of Manufacturing (LSMI with Base 2005-2006)	138.52
5	Consumer Price Index (CPI with Base 2007-08)	195.13
6	Wholesale Price Index (WPI with Base 2007-08)	203.86
7	Sensitive Price Indicator (SPI with Base 2007-08)	199.92
8	Growth Rate	
	A. CPI	-0.92%
	B. WPI	-1.09%
	C. SPI	-0.99%
9	Reserve Money	Rs.3027882 million
10	Currency in Circulation	Rs.2404755 million
11	Exchange Rate of Pak Rupees in terms of one unit US Dollar	1 \$ =Rs.101.3651
12	Country Wise Workers Remittances(including Hajj & War Compensation)	1391.69

Source: i) Pakistan Bureau of Statistics.
ii) State Bank of Pakistan.
iii) Economic Survey of Pakistan.

1. BALANCE OF PAYMENT

1.1 Country Wise Workers Remittances (Including Hajj and War Compensation)

(Provisional)
(Million US Dollars)

Item	Feb, 2014	Mar, 2014	Apr, 2014	May, 2014
I. Cash	1209.54	1337.25	1311.83	1438.36
1 USA	184.59	194.82	206.15	214.74
2 UK	156.23	166.46	166.07	181.04
3 Saudi Arabia	368.73	425.53	415.09	451.14
4 UAE	240.37	262.00	233.97	290.91
Dubai	117.39	132.08	107.00	148.90
Abu Dhabi	120.00	126.44	124.17	138.79
Sharjah	2.81	3.35	2.68	3.07
Other	0.17	0.13	0.12	0.15
5 Other GCC Countries	144.92	164.03	169.67	164.01
Bahrain	23.22	30.33	35.60	28.79
Kawait	52.40	58.95	56.57	58.02
Qatar	25.96	27.76	28.50	26.80
Oman	43.34	46.99	49.00	50.40
6 EU Countries	32.79	34.93	36.37	39.06
Germany	6.20	7.40	7.03	8.55
France	2.67	2.68	2.83	2.74
Netherland	0.28	0.40	0.42	0.33
Spain	5.80	5.60	5.74	6.60
Italy	2.48	2.57	2.66	2.83
Greece	1.04	1.17	1.27	1.37
Sweden	0.95	1.17	1.14	1.12
Denmark	1.66	1.62	1.89	1.79
Ireland	11.46	12.05	13.09	13.34
Belgium	0.25	0.27	0.30	0.39
7 Norway	2.25	2.22	2.07	2.49
8 Switzerland	2.41	1.98	2.29	2.59
9 Australia	12.39	11.47	14.18	14.66
10 Canada	11.37	10.91	11.72	12.53
11 Japan	0.61	0.75	0.65	0.74
12 Other Countries	52.88	62.15	53.60	64.45
II. Encashment and Profit in Pak. Rs. Of Foreign Exchange Bearer Certificates(FEBCs) and Foreign Currency Bearer Certificate(FCBCs)	0.00	0.00	0.00	0.00
TOTAL (I + II)	1209.54	1337.25	1311.83	1438.36

Contd.

**1.1 Country Wise Workers Remittances
(Including Hajj and War Compensation)**

(Provisional)
(Million US Dollars)

Item	Jun, 2014	Jul, 2014	Aug, 2014	Sep, 2014
I. Cash	1499.28	1649.39	1328.71	1716.59
1 USA	222.34	257.08	199.01	235.99
2 UK	200.82	247.96	172.71	218.38
3 Saudi Arabia	471.88	454.47	396.90	495.63
4 UAE	295.63	352.89	284.90	394.10
Dubai	153.31	174.65	150.91	210.42
Abu Dhabi	138.66	174.57	129.35	175.10
Sharjah	3.57	3.56	4.35	8.47
Other	0.09	0.11	0.11	0.11
5 Other GCC Countries	168.62	179.76	152.17	213.11
Bahrain	23.83	30.00	25.63	34.87
Kawait	65.12	65.83	57.89	76.88
Qatar	27.84	29.28	21.97	37.08
Oman	51.83	54.65	46.68	64.28
6 EU Countries	37.42	44.32	33.14	34.05
Germany	6.45	7.69	6.44	7.53
France	2.62	3.09	2.54	2.71
Netherland	0.31	0.39	0.28	0.31
Spain	7.36	8.47	5.93	3.90
Italy	3.08	3.80	3.19	3.02
Greece	1.46	1.70	1.27	1.51
Sweden	1.10	1.36	1.09	1.20
Denmark	1.81	2.17	1.77	1.65
Ireland	12.86	15.17	10.20	11.83
Belgium	0.37	0.48	0.43	0.39
7 Norway	3.12	3.47	2.41	3.18
8 Switzerland	1.92	2.47	2.13	2.63
9 Australia	14.84	17.58	14.63	15.86
10 Canada	12.64	18.00	11.52	24.38
11 Japan	1.02	0.73	0.57	0.83
12 Other Countries	69.03	70.66	58.62	78.45
II. Encashment and Profit in Pak. Rs. Of Foreign Exchange Bearer Certificates(FEBCs) and Foreign Currency Bearer Certificate(FCBCs)	0.00	0.00	0.00	0.00
TOTAL (I + II)	1499.28	1328.71	1328.71	1716.59

Contd

1.1 Country Wise Workers Remittances (Including Hajj and War Compensation)

(Provisional)
(Million US Dollars)

Item	Oct, 2014	Nov, 2014	Dec, 2014	Jan, 2015	Feb, 2015
I. Cash	1383.13	1320.62	1583.23	1377.14	1391.69
1 USA	213.39	178.75	222.45	186.15	179.03
2 UK	185.55	156.66	188.34	169.44	167.42
3 Saudi Arabia	374.65	429.09	499.08	452.81	453.40
4 UAE	318.59	271.17	352.37	246.79	316.51
Dubai	174.40	141.57	176.55	161.89	189.15
Abu Dhabi	138.42	125.08	169.90	78.86	121.38
Sharjah	5.68	4.46	5.84	5.84	5.90
Other	0.09	0.06	0.08	0.20	0.08
5 Other GCC Countries	153.09	150.51	189.22	160.44	166.26
Bahrain	28.61	25.71	32.48	29.27	29.18
Kawait	54.58	55.56	67.68	56.80	56.20
Qatar	23.23	21.99	28.93	22.22	29.62
Oman	46.67	47.25	60.13	52.15	51.26
6 EU Countries	30.28	24.29	30.34	65.45	23.99
Germany	6.70	6.09	8.02	5.29	6.07
France	2.86	1.84	2.00	1.02	1.42
Netherland	0.27	0.21	0.25	0.22	0.24
Spain	3.23	2.90	3.27	3.18	2.43
Italy	2.51	2.06	2.40	2.37	1.99
Greece	1.25	1.22	1.24	1.07	0.85
Sweden	1.10	0.82	0.94	0.99	0.62
Denmark	0.84	0.61	0.86	40.50	0.50
Ireland	11.03	8.26	11.02	10.39	9.62
Belgium	0.49	0.28	0.34	0.42	0.25
7 Norway	2.49	1.96	2.16	1.85	1.78
8 Switzerland	4.11	1.85	2.69	3.66	2.27
9 Australia	14.32	11.71	15.68	14.11	12.79
10 Canada	14.94	12.58	12.93	10.25	8.65
11 Japan	0.63	0.47	0.60	0.41	0.57
12 Other Countries	71.09	81.58	67.37	65.78	59.02
II. Encashment and Profit in Pak. Rs. of Foreign Exchange Bearer Certificates(FEBCs) and Foreign Currency Bearer Certificate(FCBCs)	0.00	0.00	0.00	0.00	0.00
TOTAL (I + II)	1383.13	1320.62	1583.23	1377.14	1391.69

Note: Item has been revised / extended by the State Bank of Pakistan.

1.2 Month Wise Workers Remittances

(Million US \$)

Monthly Cash Inflow (Including Foreign Exchange Bearer Certificates & Foreign Currency Bearer Certificates)	2013-2014	2012-2013	YOY growth (percent)	
			2013-14	2012-13
Jul.	1404.39	1204.71	16.57	9.89
Aug.	1240.14	1258.98	-1.50	-3.93
Sep.	1283.41	1135.42	13.03	27.52
Oct.	1347.67	1365.10	-1.28	34.11
Nov.	1129.70	1017.83	10.99	10.05
Dec.	1384.71	1134.70	22.03	4.55
Jan.	1245.97	1089.64	14.35	-1.89
Feb.	1209.54	1028.38	17.62	-11.10
Mar.	1337.25	1119.15	19.49	-2.10
Apr.	1311.83	1215.90	7.89	6.56
May.	1438.36	1185.65	21.31	-0.54
Jun.	1499.28	1166.19	28.56	4.36
Monthly average for period Jul.-Jun.	1319.35	1160.14	13.72	5.57
Monthly Cash Inflow (Including Foreign Exchange Bearer Certificates & Foreign Currency Bearer Certificates)	2014-2015	2013-2014	YOY growth (percent)	
			2014-15	2013-14
July.	1649.39	1404.69	17.42	16.60
Aug.	1328.71	1240.14	7.14	-1.50
Sep.	1716.59	1284.22	33.67	13.11
Oct.	1383.13	1348.03	2.60	-1.25
Nov.	1,320.62	1,130.41	16.83	11.06
Dec.	1,583.23	1,384.94	14.32	22.05
Jan.	1,377.14	1,245.97	10.53	14.35
Feb.	1,391.69	1,209.77	15.04	17.64
July- Feb.	11,750.50	10,248.17	14.66	10.97
Monthly average for period Jul. -Feb.	1,468.81	1,281.02	14.66	10.97

Source: State Bank of Pakistan.

1.3 Exchange Rates Pak. Rupees in Terms of One Unit of Foreign Currency

S. No.	Country/ Organization	Currency	Feb. 2014	Mar. 2014	Apr. 2014	May 2014	Jun. 2014	Jul. 2014	Aug. 2014
1	Australia	Dollar	94.2009	90.6857	90.7979	91.7598	92.1739	92.6105	93.1544
2	Bahrain	Dinar	278.7992	265.1355	258.9241	261.7292	261.2900	261.8930	266.0866
3	Canada	Dollar	95.0596	90.0225	88.6796	90.5474	90.8801	92.0946	91.6475
4	China	Yuan	17.2685	16.1882	15.6531	15.7929	15.7856	15.8840	16.2515
5	Denmark	Krone	19.2317	18.5207	18.0304	18.1428	17.9406	17.9355	17.8815
6	E.M.U.	Euro	143.4432	138.1241	134.5193	145.3693	133.7878	133.7113	133.2126
7	Hong Kong	Dollar	13.5414	12.8843	12.5762	12.7174	12.6985	12.7245	12.9217
8	I.M.F.	SDR	161.9983	154.9027	151.1245	152.7428	151.9282	152.2646	153.0040
9	India	Rupee	1.6901	1.6407	1.6179	1.6618	1.6505	1.6447	1.6466
10	Japan	Yen	1.0286	0.9772	0.9507	0.9682	0.9645	0.9704	0.9720
11	Kuwait	Dinar	372.4646	355.1901	346.7845	350.5609	349.5088	349.9097	353.6401
12	Malaysia	Ringgit	31.7290	30.4454	29.9075	30.5113	30.5613	30.9624	31.5156
13	Newzeland	Dollar	87.0799	85.1932	83.9800	84.8648	84.8537	85.9952	84.3928
14	Norway	Krone	17.1654	16.6606	16.3013	16.5906	16.3080	15.9290	16.1499
15	Oman	Riyal	273.0035	259.6259	253.5559	256.3050	255.8793	256.4505	260.5614
16	Qatar	Riyal	28.8794	27.4690	26.8231	27.1080	27.0735	27.1242	27.5627
17	Singapore	Dollar	82.9418	78.8879	77.6694	78.7566	78.6521	79.3490	80.1959
18	Sweden	Krona	16.1716	15.6037	14.9075	15.0044	14.7260	14.4839	14.5123
19	Switzerland	Franc	117.4797	113.5311	110.3955	110.9855	109.8656	110.0846	109.9802
20	Saudi Arabia	Riyal	28.0151	26.6656	26.0031	26.2872	26.2470	26.2976	26.7017
21	U.A.E.	Dirham	28.6036	27.2225	26.5481	26.8420	26.8017	26.8516	27.2560
22	U.K.	Sterling (Pound)	173.9179	166.1010	163.0982	166.0195	166.2752	168.5664	167.0683
23	U.S.A.	Dollar	105.0605	99.9777	97.4928	98.5947	98.4679	98.6543	100.0897

Contd.

1.3 Exchange Rates Pak. Rupees in Terms of One Unit of Foreign Currency

S. No.	Country/ Organization	Currency	Sep. 2014	Oct, 2014	Nov, 2014	Dec, 2014	Jan, 2015	Feb, 2015
1	Australia	Dollar	92.7943	90.2264	87.9250	83.1334	81.3465	78.9003
2	Bahrain	Dinar	271.8155	272.8432	270.1091	267.5589	267.3446	269.1468
3	Canada	Dollar	93.0727	91.6443	89.8610	87.4636	83.4048	81.0219
4	China	Yuan	16.6639	16.7696	16.6038	16.2792	16.1850	16.1915
5	Denmark	Krone	17.7605	17.5258	17.0685	16.7028	15.7483	15.4500
6	E.M.U.	Euro	132.1073	130.4007	126.9196	124.2046	117.0922	115.0470
7	Hong Kong	Dollar	13.2087	13.2472	13.1275	13.0020	12.9880	13.0605
8	I.M.F.	SDR	153.7461	152.8985	149.7642	147.0766	143.2795 ...	
9	India	Rupee	1.6844	1.6755	1.6563	1.6101	1.6242	...
10	Japan	Yen	0.9549	0.9531	0.8741	0.8449	0.8507	0.8539
11	Kuwait	Dinar	357.7824	356.2795	350.1075	345.5934	342.6563	343.6149
12	Malaysia	Ringgit	31.8403	31.4291	30.4018	28.9648	28.0866	28.1219
13	Newzeland	Dollar	83.5295	81.0694	79.7754	78.2086	76.9837	75.5010
14	Norway	Krone	16.1540	15.6933	14.9430	13.8512	13.1036	13.3432
15	Oman	Riyal	266.1697	267.1820	264.5024	262.0115	261.8129	263.5757
16	Qatar	Riyal	28.1551	28.2558	27.9803	27.7192	27.6921	27.8779
17	Singapore	Dollar	81.0648	80.7105	78.5090	76.6558	75.2834	74.7578
18	Sweden	Krona	14.3815	14.2137	13.7339	13.2260	12.4218	12.1410
19	Switzerland	Franc	109.4509	108.0606	105.5734	103.3284	106.9918	108.3337
20	Saudi Arabia	Riyal	27.2987	27.3946	27.1324	26.8668	26.8142	26.9963
21	U.A.E.	Dirham	27.8701	27.9786	27.7128	27.4498	27.4116	27.5806
22	U.K.	Sterling (Pound)	166.9160	165.2493	160.3856	157.5266	152.5333	155.2163
23	U.S.A.	Dollar	102.3424	102.7536	101.7874	100.8234	100.6834	101.3651

Note: Euro, a common currency of the 11 member countries of European Economic a Monetary Union (EMU) was introduced with effect from 1st January, 1999. Source: State Bank of Pakistan.

2. CLIMATE

2.1 Temperature at Selected Stations

(In centigrade)

Stations	Murree		Rawalpindi/Islamabad		Jhelum		Lahore		Sargodha	
	2167		507		232		213		187	
	Max.	Min.	Max.	Min.	Max.	Min.	Max.	Min.	Max.	Min.

Month:

Sep. 2013	21.7	14.3	32.1	21.6	35.0	23.5	35.1	24.4	36.8	25.7
Oct. 2013	20.2	11.7	30.5	17.0	32.9	19.8	32.1	20.5	33.4	22.0
Nov. 2013	15.5	5.0	24.4	7.1	26.6	9.7	26.5	11.3	27.2	12.3
Dec. 2013	12.2	1.3	20.6	3.7	21.8	5.8	20.9	7.3	21.7	8.3
Jan. 2014	9.6	-1.0	18.8	2.0	20.6	4.1	19.2	6.2	20.4	6.2
Feb. 2014	7.6	0.9	19.3	5.7	20.9	7.7	20.3	8.0	21.1	7.2
Sep. 2014	22.0	13.1	31.6	21.1	33.4	23.8	32.9	25.2	31.3	18.9
Oct. 2014	19.4	10.4	28.7	15.9	31.4	18.1	31.8	19.4	32.5	20.2
Nov. 2014	17.1	6.9	25.0	7.1	27.1	9.8	26.5	13.0	27.0	12.4
Dec. 2014	12.9	0.8	20.8	3.8	20.8	-4.9	18.6	7.5	18.6	5.5
Jan. 2015	10.6	-0.2	18.6	3.0	18.6	6.8	16.6	7.7	16.8	6.2
Feb. 2015	10.3	1.7	20.3	7.2	22.9	9.2	22.6	11.6	22.7	11.0

Stations	Faisalabad		Multan		Bahawalpur		Hyderabad		Nawabshah	
	183		122		116		40		37	
	Max.	Min.	Max.	Min.	Max.	Min.	Max.	Min.	Max.	Min.

Month:

Sep. 2013	36.9	25.3	37.1	26.8	37.2	25.5	37.0	25.7	39.8	25.3
Oct. 2013	33.8	21.1	34.5	22.9	35.3	21.7	29.5	24.5	38.5	22.7
Nov. 2013	26.5	10.8	27.3	13.1	28.7	12.8	30.6	17.3	31.4	13.7
Dec. 2013	21.5	7.1	21.7	8.1	22.9	8.5	25.8	12.4	26.2	8.6
Jan. 2014	19.9	4.4	20.6	5.5	20.4	5.6	22.6	9.2	23.5	5.5
Feb. 2014	19.8	7.3	21.9	8.9	22.5	8.5	25.2	13.0	24.3	9.6
Sep. 2014	34.1	24.5	36.3	26.1	36.1	25.6	36.4	25.0	39.4	25.2
Oct. 2014	31.8	19.4	32.7	21.3	33.8	20.1	36.6	22.2	38.1	19.9
Nov. 2014	26.5	10.8	27.7	12.7	29.4	12.7	32.0	18.4	32.4	14.5
Dec. 2014	18.7	5.4	19.4	6.9	21.1	7.2	25.4	12.1	25.7	8.3
Jan. 2015	16.9	6.9	18.0	6.5	17.9	6.3	24.0	10.7	23.8	7.9
Feb. 2015	22.3	10.0	23.4	10.8	23.9	10.7	28.5	15.0	28.8	11.5

Contd.

2.1 Temperature at Selected Stations

(In centigrade)

Stations	Jacobabad		Karachi A.P.		Peshawar		D.I.Khan		Saidu Sharif		Gilgit	
Height in meters above sea level	55		21		359		173		961		1459	
	Max.	Min.	Max.	Min.	Max.	Min.	Max.	Min.	Max.	Min.	Max.	Min.

Month:

Sep. 2013	36.4	24.8	33.0	25.5	34.6	24.7	37.8	23.5	31.5	18.8	31.6	12.5
Oct. 2013	35.7	23.2	34.5	24.7	31.0	20.0	33.8	19.2	27.8	14.8	28.4	7.8
Nov.2013	29.6	14.9	32.5	18.1	23.7	10.6	26.9	10.1	19.9	6.0	18.1	0.5
Dec.2013	25.0	9.0	28.9	13.0	20.4	7.0	21.9	6.0	17.1	3.6	13.2	-2.0
Jan. 2014	22.6	6.5	25.5	9.9	19.5	5.3	21.3	3.7	15.7	2.5	10.4	-3.4
Feb. 2014	24.1	9.5	28.0	13.1	19.4	8.0	21.9	6.6	14.9	3.8	13.7	0.3

Sep. 2014	36.9	25.4	33.8	26.8	34.8	29.4	37.1	23.3	32.4	19.0	29.9	12.7
Oct. 2014	34.9	20.0	33.6	23.3	28.9	18.1	32.8	17.9	26.5	13.3	24.6	8.7
Nov.2014	30.1	12.9	32.9	19.5	N.R	N.R	27.8	8.7	21.2	6.2	18.5	0.7
Dec. 2014	23.5	7.4	28.5	13.3	20.8	4.9	19.5	3.0	17.0	2.1	12.6	-3.8
Jan. 2015	21.0	6.5	28.7	12.6	18.8	5.2	17.9	3.4	15.0	2.1	12.1	-2.7
Feb. 2015	23.7	11.7	27.9	15.9	20.7	8.9	22.5	8.0	16.1	5.2	14.6	0.7

Stations	Quetta (Samungli)		Zhub (Fortsandeman)		Khuzdar		Punjur		Dalbadin	
Height in meters above sea level	1600		1405		1231		980		848	
	Max.	Min.	Max.	Min.	Max.	Min.	Max.	Min.	Max.	Min.

Month:

Sep. 2013	N.R	N.R	N.R	N.R	N.R	N.R	N.R	N.R	N.R	N.R	N.R
Oct. 2013	N.R	N.R	28.6	15.5	31.4	19.3	34.0	18.0	N.R	N.R	N.R
Nov.2013	19.0	1.9	24.5	2.5	23.4	12.5	25.2	10.1	34.5	3.5	3.5
Dec.2013	14.4	3.8	16.8	1.2	19.3	6.3	19.0	4.3	19.3	2.3	2.3
Jan. 2014	12.5	4.3	14.6	2.5	15.0	2.5	10.0	2.0	18.1	2.5	2.5
Feb. 2014	7.2	-0.7	14.4	1.1	17.3	3.0	16.3	3.0	17.1	2.1	2.1

Sep. 2014	33.0	16.1	36.1	21.1	32.7	20.6	36.0	22.0	41.0	20.5	20.5
Oct. 2014	27.1	10.2	28.6	13.8	31.0	17.3	36.0	17.1	35.0	16.0	16.0
Nov. 2014	19.1	5.0	21.8	4.9	24.9	12.0	22.2	12.0	26.4	7.4	7.4
Dec. 2014	14.8	-2.5	18.1	0.5	21.5	5.1	18.2	3.4	21.5	0.0	0.0
Jan. 2015	14.1	-1.6	15.5	0.3	20.1	4.0	19.0	3.2	20.0	3.2	3.2
Feb. 2015	16.1	4.3	17.8	4.1	22.4	8.5	22.4	8.5	22.0	8.5	8.5

N.R = Not received

Source: Pakistan Meteorological Department, Karachi.

2.2 Rainfall at Selected Stations

Stations	(In millimeters)										
	Murree	Rawalpindi/ Islamabad	Jhelum	Lahore	Sargodha	Faisal- abad	Multan	Bahawal- pur	Hyder- abad	Nawab- shah	Jaco- abad
Height in meters above sea level	2167	507	232	213	187	183	122	116	40	37	55
Year/month											
2010	1681.6	849.0	771.0	541.0	602.0	545.0	285.0	226.0	214.0	343.0	152.0
2011	1442.2	1079.0	748.0	903.0	710.0	544.0	180.0	164.0	404.1	309.0	293.3
2012	1515.0	1076.0	717.0	527.0	368.0	366.0	239.0	183.0	121.0	182.0	486.0
2013	1451.0	1732.0	924.0	1109.0	362.0	378.0	157.0	148.0	74.0	86.0	345.0
2014	1509.2	1139.8	939.3	800.6	401.3	401.8	247.3	67.9	25.4	69.7	21.3
Sep. 2013	200.5	176.6	87.6	30.7	39.9	2.0	0.0	0.0	12.0	3.5	0.0
Oct. 2013	33.7	38.6	1.8	18.4	21.9	13.0	4.7	0.0	Nil	2.3	Nil
Nov. 2013	13.7	7.6	32.6	4.5	3.3	3.3	1.0	TR	0.0	0.0	0.0
Dec. 2013	1.2	3.0	0.2	7.0	Tr	0.0	0.0	0.0	0.0	0.0	0.0
Jan.2014	33.8	6.0	2.2	4.0	TR	0.0	0.6	TR	0.0	0.0	TR
Feb. 2014	104.8	50.4	27.6	22.6	7.0	16.2	22.9	7.2	0.0	0.0	3.0
Sep. 2014	301.6	444.0	240.0	451.2	12.0	234.5	3.0	4.7	0.0	0.0	0.0
Oct. 2014	41.0	23.0	54.8	0.8	25.6	6.8	23.0	4.0	3.2	Tr.	0.0
Nov. 2014	18.0	9.0	1.5	29.2	7.8	17.4	0.1	0.0	0.0	0.0	0.0
Dec. 2014	0.0	0.0	0.0	0.0	0.0	0.0	0.0	0.0	0.0	0.0	0.0
Jan.2015	42.0	33.2	30.6	19.9	14.5	16.2	1.4	TR	Nil	Nil	Nil
Feb. 2015	154.7	94.7	38.6	61.0	16.8	30.3	5.9	15.0	Nil	TR	1.0

Contd.

2.2 Rainfall at Selected Stations

(In millimeters)										
Stations	Karachi Airport	Peshawar	D.I. Khan	Saidu Sharif	Gilgit	Quetta (Samungli)	Zhob (Fortsandeman)	Khuzdar	Punjab	Dalbadin
Height in meters above sea level	21	359	173	961	1459	1600	1405	1231	980	848
Year/month										
2010	373.0	839.0	756.0	1465.1	214.6	102.0	279.0	159.0	54.0	20.0
2011	290.6	568.0	281.0	853.7	158.7	246.5	40.5	286.6	138.0	64.9
2012	152.0	480.0	450.0	803.0	110.0	410.0	47.0	167.0	33.0	160.0
2013	169.0	551.0	327.0	954.0	153.0	53.0	66.0	479.0	101.0	23.0
2014	30.7	326.3	249.7	658.1	78.2	97.0	173.7	201.9	61.8	17.3
Sep. 2013	4.0	1.0	26.0	56.6	14.4	N.R	N.R	N.R	N.R	N.R
Oct. 2013	1.2	48.0	28.5	45.7	1.5	N.R	Nil	Nil	Nil	N.R
Nov. 2013	0.0	36.0	7.0	33.3	14.0	4.0	7.5	13.5	11.6	11.0
Dec. 2013	0.0	1.0	0.3	1.2	0.0	0.0	0.0	0.0	0.0	0.0
Jan.2014	TR	3.0	TR	9.0	1.8	1.0	0.0	0.0	30.0	13.6
Feb. 2014	0.0	32.0	27.2	121.7	0.4	31.0	25.0	75.5	0.0	8.0
Sep. 2014	1.4	4.0	4.2	71.9	22.4	0.0	22.0	0.0	0.0	0.0
Oct. 2014	0.0	46.0	8.0	96.2	33.7	0.0	2.5	0.0	0.0	0.0
Nov. 2014	4.6	1.0	6.0	4.0	3.8	6.0	9.5	0.0	0.0	0.0
Dec. 2014	0.0	0.0	0.0	0.0	0.0	0.0	0.0	0.0	0.0	0.0
Jan.2015	0.3	42.0	9.7	65.3	TR	11.0	26.0	9.8	13.0	6.0
Feb. 2015	2.1	72.0	17.2	148.8	13.2	32.8	33.2	9.6	16.0	11.0

Source: Pakistan Meteorological Department, Karachi.

N.R = Not received
 Tr. = Trace (Rainfall less than 0.1 mm)
 0.0 = No rainfall

3. ENERGY & MINING

3.1 Production of Crude Oil

Unit: Barrels

S. NO	Company	Field	JUL,14	AUG,14	Sep ,14	Oct,14	Nov,14	Dec,14	Jan,15	Feb,15	Cummulative Total July 2014
PUNJAB											
1	OGDCL	BHALSYEDAN	352	337	308	347	355	390	477	534	3100
2		CHAK NAURANG	8215	8710	9040	8884	8720	8990	5370	4265	62194
3		DAKHNI	27185	22015	12110	7220	29080	24675	20645	20105	163035
4		DHODAK	1136	54	412	1201	1579	1701	1563	1432	9078
5		FIMKASSAR	3379	3379	3270	3379	3270	3235	3193	2884	25989
6		KAL	8041	7595	7581	3420	3801	3726	3747	3422	41333
7		MISSAKISWAL	666	926	940	1447	5496	1895	892	869	13131
8		RAJIAN	64350	55770	47265	60390	56850	58475	56630	52420	452150
9		SADKAL	1358	1449	1400	1415	1350	1709	1579	1459	11719
10		TOOT	10634	10288	9945	10330	9988	10321	10550	9215	81271
		Sub Total	125316	110523	92271	98033	120489	115117	104646	96605	863000
11	OPL	DHURNAL	3075	3093	3201	3281	3246	3496	3471	2813	25676
12		RATANA	18761	18131	16880	16809	15746	15246	13597	11293	126463
		Sub Total	21836	21224	20081	20090	18992	18742	17068	14106	152139
13	POL	BALKASSAR	9960	10709	11178	11252	11588	12973	11835	11343	90838
14		BELA	0	1011	85	0	0	0	0	0	1096
15		DHULIAN	4916	4800	4330	4922	4649	4586	4424	4161	36788
16		KHAUR	158	149	152	159	152	184	193	164	1311
17		JOYAMIR	1135	1267	766	0	0	0	0	0	3168
18		MINWAL	0	0	0	2037	2413	2286	2363	1869	10968
19		MEYAL	9501	9877	9079	10190	9381	10262	10088	8933	77311
20		PARIWALI	15863	15830	15105	15861	14643	16199	15465	13610	122576
21		PINDORI	8111	7598	7126	9059	10571	8095	7899	7213	65672
22		TURKWAL	976	870	799	849	816	820	793	715	6638
		Sub Total	50620	52111	48620	54329	54213	55405	53060	48008	416366
23	MPCL	GHAURI	40905	26035	11992	36500	29117	21349	20694	18117	204709
24		HALINI	0	24914	28267	35269	40943	43320	41593	36675	250981
		Sub Total	40905	50949	40259	71769	70060	64669	62287	54792	455690
25	PPL	ADHI	205611	201552	136735	202257	194250	206090	199727	179364	1525586
		Sub Total	205611	201552	136735	202257	194250	206090	199727	179364	1525586
26	Dewan	RODHO SALSABIL	3645	3572	3396	3512	3441	3324	3417	2991	27298
		Sub Total	3645	3572	3396	3512	3441	3324	3417	2991	27298
		TOTAL	447933	439931	341362	449990	461445	463347	440205	395866	3440079
SINDH											
1	BHP	ZAMZAMA	30692	29742	26757	29759	24323	28952	24573	22075	216873
		Sub Total	30692	29742	26757	29759	24323	28952	24573	22075	216873
2	UEPL	AASSU	137074	129259	135284	140418	141459	161588	136023	145572	1126677
3		ALI	433	635	195	212	262	345	371	363	2816
4		BIJORO	12118	9725	7833	6702	5251	4957	2583	1363	50532
5		BHATI / NAKURJI	11	2	77	3	10	4	0	12	119
6		BUKHARI DEEP	70	39	0	0	0	14	7	27	157
7		BACHAL	2376	1792	1858	1452	1510	1407	1426	913	12734
8		BAKSH DEEP	3788	3780	2744	2638	1939	1901	2118	1294	20202
9		DHANI	0	0	810	7378	3643	1957	395	3344	17527
10		DABHI (South)	2240	1943	1823	1977	1667	1395	1517	3055	15617
11		DABHI (North)	4351	4069	3602	3865	3467	3578	3666	1643	28241
12		DUPHRI	273	618	301	155	326	1423	918	572	4586
13		GHUNGRO	2605	1715	3670	3951	3177	3479	3763	3381	25741
14		GHARO	4931	7371	5643	5364	5798	4667	4945	4047	42766
15		GOLARCHI							3		3
16		HALIPOTA	5278	4880	5080	4964	4584	4516	2644	3316	35262
17		JABO	6215	6629	6437	6579	6005	5939	5760	6771	50335
18		JAGIR	1856	2359	2388	1980	3118	1322	1133	1999	16155
19		JARAR DEEP	6112	7171	8391	4748	5278	6661	10636	7787	56784
20		JOGWANI	70	147	44	389	476	744	940	350	3160
21		JHABERI SOUTH	2093	1445	1697	1269	2112	1454	1491	1074	12635
22		JAN	0	0	0	0	0	0	0	0	0
23		KAMAL NORTH 1	7414	8211	8092	8310	7112	13144	8651	5345	66279

Contd.

3.1 Production of Crude Oil

Unit: Barrels

S. NO	Company	Field	JUL,14	AUG,14	Sep ,14	Oct,14	Nov,14	Dec,14	Jan,15	Feb,15	Cummulative Total July 2014
24		KHASKELI	6634	6152	5856	5416	6104	5770	6299	4916	47147
25		KHASKELI DOWN THRI	709	776	743	667	535	645	787	644	5506
26		KHOREWAH	2584	2865	2886	2920	4222	2586	2791	2544	23398
27		KOLI	3612	3341	2913	3619	4043	646	796	2049	21019
28		KORAI	0	0	0	0	1029	21983	21018	14098	58128
29		LAGHARI	3292	3371	3350	3451	3388	3323	3197	2646	26018
30		LODANO	6412	6194	4806	2929	2571	2857	2278	2039	30086
31		LODANO DEEP	20312	16492	13228	12697	12092	11144	9142	7386	102493
32		LIARI DEEP							150		150
33		LIMU	0	0	0	0	0	0	0	609	609
34		MAZARI	9485	9439	8851	8630	9100	9745	9339	8987	73576
35		MALAH	174	0	64	0	0	0	0	0	238
36		MAKDUMPUR	3307	1847	1660	821	921	1695	1462	1280	12993
37		MEYUN ISMAIL DEEP	200	265	156	195	297	80	110	212	1515
38		MEYUN ISMAIL	1070	894	832	828	1339	563	546	994	7066
39		MANSOORA DEEP	0	0	0	0	0	77	0	0	77
40		MOHANO	2559	2360	2256	2100	2291	2091	2272	1601	17530
41		MURID	60722	57562	57544	47040	36498	32817	31385	25715	349283
42		MUBAN	9031	8920	8501	8380	9268	7646	9016	8154	68916
43		MISSRI	1873	1949	2090	1481	1667	1441	2001	1737	14239
44		NAIMAT BASAL	0	0	0	0	0	5360	13599	12119	31078
45		NAIMAT WEST	14177	16146	13627	10752	11048	10185	10589	7970	94494
46		NORTH AKRI	2273	2533	2610	4177	1990	2438	2008	1658	19687
47		NANDO	0	0	0	0	0	0	0		0
48		PANIRO	3489	4915	3718	2468	2441	3068	3464	3039	26602
49		PIARO DEEP	185	129	129	128	191	468	562	137	1929
50		RAHIM NORTH	41984	32337	25934	26124	24889	22718	21509	19097	214592
51		SAKHI	3729	4380	3919	4136	5293	2000	2360	3295	29112
52		SAKHI DEEP	152	149	293	216	152	20	55	104	1141
53		SAKHI SOUTH DEEP	143	199	81	47	132	64	63	70	799
54		SONRO	43656	40833	46131	70492	59005	56385	52901	54292	423695
55		SOUTH BUZDAR	507	578	563	439	356	271	229	49	2992
56		SOUTH BUZDAR DEEP	13705	17736	19183	17146	18201	15429	15505	13553	130458
57		SOUTH MAZARI	10403	10979	10304	10204	9558	9678	9443	8642	79211
58		SOHRAB DEEP	3929	7753	11691	12560	13807	16307	15647	13048	94742
59		SOUTH MAZARI DEEP	17035	17104	14976	15661	14558	14720	14701	14173	122928
60		SHEIKHANO	7515	6337	5629	5352	4643	4489	4109	3457	41531
61		SHEIKHANO DEEP	4710	4220	4255	3708	2608	2069	2303	1747	25620
62		SUMAR DEEP	14162	19518	24562	23465	24793	25667	25419	19198	176784
63		SUTIARI DEEP	4170	1573	220	430	1267	1674	6391	6326	22051
64		SUHRAT	0	0	481	320	155	0	28	0	984
65		SALEH	0	0	0	33900	30412	24013	20316	31637	140278
66		THEBO	13805	10721	8696	6879	4886	5837	4911	4663	60398
67		TAJEDI	2609	2884	2289	27	0	1763	2634	1994	14200
68		TANDO GHULAM ALI	644	598	512	617	600	606	653	594	4824
69		TANGRI	2798	2712	2722	2762	3398	1130	1501	2368	19391
70		TANGRI DEEP	283	387	407	297	760	136	253	582	3105
71		TURK DEEP	1408	1414	1065	1470	1970	2191	1930	3778	15226
72		TURK	2936	2251	2376	2750	686	2466	2560	2140	18165
73		UMER	0	0	0	0	0	0	0	0	0
74		ZAUR	6327	6385	5024	5430	3975	6827	4828	4487	43283
		Sub Total	548018	528988	523102	565485	534333	563583	532050	512056	4307615

Contd.

3.1 Production of Crude Oil

Unit: Barrels

S. NO	Company	Field	JUL,14	AUG,14	Sep ,14	Oct,14	Nov,14	Dec,14	Jan,15	Feb,15	Cummulative Total July 2014
75	OGDCL	BOBI	37865	37670	28910	29615	35040	34540	34720	28580	266940
76		BALUCH	11171	10920	3121	7060	6835	2670	0	0	41777
77		CHAK 2	8710	9560	5690	10280	11465	10715	10410	5370	72200
78		CHAK 7A	1240	1240	1767	1895	1950	1725	1705	1190	12712
79		CHAK 66 NE	0	0	0	0	0	9200	17160	9895	36255
80		CHAK 63	0	0	0	0	0	0	0	0	0
81		HAKEEM DAHO	0	0	0	0	0	0	0	0	0
82		NIM	0	0	0	0	0	1095	5260	3225	9580
83		NUR BAGHLA	2880	2986	2690	2717	2655	2750	2695	2265	21638
84		JAKHRO	7800	8960	4325	7185	6344	5390	5100	4680	49784
85		JARWAR	0	0	0	0	690	0	0	0	690
86		KUNNAR	100885	93765	95052	101315	106970	109549	105654	93617	806807
87		KUNNAR PASAKHI DEEP	35085	33973	29250	30483	32825	33585	29906	27775	252882
88		LASHARI CENTRE	18295	18370	18005	19285	17835	20490	22500	20645	155425
89		MISSAN	4530	4610	4420	4570	4420	4570	4610	4120	35850
90		MOLLAN N	2460	2440	2380	2440	2380	2440	2460	2205	19205
91		PASAKI	104390	104245	97570	86460	96560	100105	99850	91110	780290
92		PASAKI N	23440	8935	21675	20740	9850	8115	0	3785	96540
93		PASAKI NORTH EAST	9085	24485	8785	8985	8635	9060	8995	8100	86130
94		QADIR PUR	21100	21390	21310	16745	20255	19795	20195	18920	159710
95		SONO	31770	31665	29580	29100	23920	18700	21975	20670	207380
96		TANDO ALAM	21305	21345	20675	19080	16550	17215	17940	16565	150675
97		THORA	21515	21410	19745	19255	18875	19280	15790	12495	148365
		Sub Total	463526	457969	414950	417210	424054	430989	426925	375212	3410835
98	PPL	ADAM	5077	5329	4032	4867	4634	4789	4891	4404	38023
99		KANDH KOT	221	268	246	598	504	592	1186	779	4394
100		MAZARANI	369	626	452	459	358	513	646	370	3793
		Sub Total	5667	6223	4730	5924	5496	5894	6723	5553	46210
101	OMV	LATIF	956	1125	1235	1287	1407	1701	1561	1318	10590
102		MIANO	902	923	482	758	665	387	771	752	5640
		Sub Total	1858	2048	1717	2045	2072	2088	2332	2070	16230
103	MPCL	MARI	2261	2110	1572	1530	1944	1539	1575	1786	14317
104		SUJAWAL	2173	1966	2070	2063	1887	1970	2364	2704	17197
		Sub Total	4434	4076	3642	3593	3831	3509	3939	4490	31514
105	Eni(Pak)	BHIT	9087	9739	7624	10246	8279	9586	9778	10243	74582
106		BADHRA	0	0	0	0	654	1455	1530	1519	5158
107		KADANWARI	932	912	438	1079	880	540	540	790	6111
		Sub Total	10019	10651	8062	11325	9813	11581	11848	12552	85851
108	OMV Maurice	MEHAR	86320	84790	90348	90077	76098	70865	68083	59541	626122
109		SAQIB	377	441	361	412	451	588	534	98	3262
		Sub Total	86697	85231	90709	90489	76549	71453	68617	59639	629384
		TOTAL	1150911	1124928	1073669	1125830	1080471	1118049	1077007	993647	8744512
	KHYBER .P.K										
1	OGDCL	CHANDA	62695	61510	57835	54551	60450	63675	55500	52790	469006
2		NASPHA	600701	598222	586779	661265	659621	677464	669096	595345	5048493
3		MELA	55340	59875	59865	66075	61380	62010	64890	62090	491525
		Sub Total	718736	719607	704479	781891	781451	803149	789486	710225	6009024
4	MOL	MANZALAI	25135	25437	22549	28256	26355	23172	29315	21383	201602
5		MAMIKHEL	43649	44032	37361	36904	39716	41710	32242	29887	305501
6		MARAMZAI	117298	118933	116146	116435	110714	110503	111541	100954	902524
7		MAKORI	2674	2182	2100	1960	1800	1771	2942	2697	18126
8		MAKORI EAST	456767	470596	470281	384830	465451	450987	464093	416104	3579109
		Sub Total	645523	661180	648437	568385	644036	628143	640133	571025	5006862
		TOTAL	1364259	1380787	1352916	1350276	1425487	1431292	1429619	1281250	11015886
	BALUCHISTAN										
1	OGDCL	UCH	1349	1069	970	791	1071	1376	1102	914	8642
		Sub Total	1349	1069	970	791	1071	1376	1102	914	8642
2	MPCL	ZARGHUN SOUTH	0	0	0	325	472	240	771	778	2586
		Sub Total	0	0	0	325	472	240	771	778	2586
3	PPL	SUI	595	744	1194	1602	1611	2531	3305	1974	13556
		Sub Total	595	744	1194	1602	1611	2531	3305	1974	13556
		TOTAL	1944	1813	2164	2718	3154	4147	5178	3666	24784
		GRAND TOTAL	2965047.00	2947459	2770111	2928814	2970557	3016835	2952009	2674429	23225261

3.2 Production of Natural Gas

(MCFT)

S. NO	COMPANY	Field	JUL,14	AUG,14	Sep ,14	Oct,14	Nov,14	Dec,14	Jan,15	Feb,15	Cummulative Total from July 2014
PUNJAB											
1	OGDCL	DAKHNI	1252.09	1202.51	677.66	597.15	907.65	1092.85	1055.19	981.60	7766.70
2		BAHU	652.20	601.63	486.97	447.12	415.00	365.03	340.12	308.76	3616.83
3		FIMKASSAR	3.41	3.41	3.30	3.41	3.30	3.29	3.26	2.94	26.32
4		DHODAK	125.70	118.50	105.00	114.30	111.00	114.70	114.70	103.60	907.50
5		KAL	2.26	2.10	2.10	1.00	0.00	0.00	0.00	0.00	7.46
6		MISSAKISWAL	3.62	3.61	3.38	4.85	11.74	5.91	3.35	2.89	39.35
7		NANDPUR/PANJPIR	267.62	260.55	255.97	262.16	172.55	266.40	278.60	254.58	2018.43
8		RAJIN	23.98	23.10	19.67	20.16	18.34	20.07	21.79	20.66	167.77
9		SOGHRI	0	0	0	0	0	0	0	0	0.00
10		TOOT	25.13	24.11	23.53	23.85	20.84	24.81	24.87	23.84	190.98
11		SADKAL	52.62	53.68	50.22	45.17	50.07	52.92	54.27	49.22	408.17
		SUB TOTAL	2408.63	2293.20	1627.80	1519.17	1710.49	1945.98	1896.15	1748.09	15149.51
12	OPL	DHURNAL	16.36	14.07	14.37	14.03	13.54	13.82	13.12	11.14	110.45
13		RATANA	297.91	284.38	264.00	258.79	236.72	226.85	206.23	173.55	1948.43
		SUB TOTAL	314.27	298.45	278.37	272.82	250.26	240.67	219.35	184.69	2058.88
14	POL	BALKASSAR	1.42	1.75	1.86	1.95	2.00	2.20	2.01	1.89	15.08
15		BELA	39.66	13.70	9.23	0.00	0.00	0.00	0.00	0.00	62.59
16		DHULIAN	72.85	72.85	61.86	72.85	70.24	72.77	72.46	65.80	561.68
17		MEYAL	83.68	83.76	71.82	84.66	82.18	85.38	83.77	75.32	650.57
18		PARIWALI	202.49	202.66	187.46	203.32	182.61	182.02	182.80	164.94	1508.30
19		PINDORI	20.96	19.96	18.44	24.10	32.24	26.04	20.44	21.14	183.32
20		TURKWAL	1.55	1.55	1.50	1.55	1.50	1.55	1.55	1.40	12.15
		SUB TOTAL	422.61	396.23	352.17	388.43	370.77	369.96	363.03	330.49	2993.69
21	PPL	ADHI	1291.49	1293.51	934.35	1315.00	1284.00	1336.48	1330.22	1183.00	9968.05
		SUB TOTAL	1291.49	1293.51	934.35	1315.00	1284.00	1336.48	1330.22	1183.00	9968.05
22	MPCL	HALINI	0.00	21.97	27.10	32.95	37.01	39.96	38.01	25.98	222.98
		SUB TOTAL	0.00	21.97	27.10	32.95	37.01	39.96	38.01	25.98	222.98
23	DEWAN	RODHO(SALSABIL)	517.79	503.01	485.77	487.84	461.09	456.89	446.10	412.59	3771.08
		SUB TOTAL	517.79	503.01	485.77	487.84	461.09	456.89	446.10	412.59	3771.08
		TOTAL	4954.79	4806.37	3705.56	4016.21	4113.62	4389.94	4292.86	3884.84	34164.19
SINDH											
1	BHP	ZAMZAMA	6423.00	6209.00	5550.00	6229.00	5924.00	5537.00	5530.00	4716.00	46118.00
		SUB TOTAL	6423.00	6209.00	5550.00	6229.00	5924.00	5537.00	5530.00	4716.00	46118.00
2	UEPL	ALI	86.53	87.62	82.92	85.28	84.11	86.35	85.17	74.92	672.90
3		AASSU	14.66	13.28	13.62	12.88	13.24	17.54	14.82	15.15	115.19
4		BHATTI/NAKURJI	24.22	22.44	22.11	22.18	20.68	22.42	28.05	31.63	193.73
5		BAQAR DEEP	0.31	0.00	0.00	0.00	0.00	0.00	0.00	0.00	0.31
6		BUKHARI DEEP	60.64	56.61	40.51	42.77	37.89	36.75	35.73	28.83	339.73
7		BACHAL	9.93	5.31	6.71	7.75	8.74	6.21	3.49	2.06	50.20
8		BAKSH DEEP	638.68	687.12	550.56	447.44	405.68	357.43	358.20	319.56	3764.67
9		BIJORO	1.89	1.89	1.52	1.39	1.27	1.11	0.96	0.72	10.75
10		DABHI SOUTH	8.82	11.35	15.74	18.23	17.98	14.12	13.81	10.41	110.46
11		DABHI NORTH	2.07	2.28	1.95	0.89	1.89	1.65	1.65	0.77	13.15
12		DHANI	0.00	0.00	0.84	12.52	14.96	9.25	3.56	3.43	44.56
13		DUPHRI	57.05	69.03	62.91	60.80	55.75	53.62	44.48	29.17	432.81
14		FATEH SHAH NORTH	40.38	35.15	30.64	27.17	22.51	15.77	22.09	16.19	209.90
15		GHUNGRO	2.41	1.29	3.05	3.29	2.75	2.67	2.62	2.24	20.32
16		GHARO	0.75	0.98	0.75	0.84	0.86	0.85	0.82	0.76	6.61
17		GOLARCHI	12.46	12.67	12.26	13.09	12.09	12.25	8.28	8.73	91.83
18		HALIPOTA	19.87	16.53	19.96	21.67	20.39	17.51	9.18	8.10	133.21
19		HAIDER DEEP	3.19	0.65	8.19	0.00	7.20	6.95	3.18	6.00	35.36
20		JABO	11.67	11.34	12.78	11.01	8.41	9.12	8.38	7.45	80.16

Contd.

3.2 Production of Natural Gas

(MCFT)

S. NO	COMPANY	Field	JUL,14	AUG,14	Sep ,14	Oct,14	Nov,14	Dec,14	Jan,15	Feb,15	Cummulative Total from July 2014
21		JARAR DEEP	290.90	290.04	280.81	288.27	263.67	296.78	417.38	377.35	2505.20
22		JHABERI SOUTH	1.83	1.70	1.32	1.25	0.97	0.93	1.05	0.87	9.92
23		JOGWANI	50.67	41.58	33.99	32.54	27.04	21.03	21.44	21.77	250.06
24		JAGIR	1.18	1.10	0.96	1.45	1.33	1.27	1.56	1.50	10.35
25		JALAL	0.00	0.04	0.00	0.00	0.00	0.00	0.00	0.00	0.04
26		KATO	2.53	1.87	0.91	0.82	0.59	0.51	0.54	0.56	8.33
27		KAMAL NORTH -1	38.34	32.83	27.96	31.45	30.70	44.00	45.07	41.04	291.39
28		KAUSAR	80.31	75.01	75.29	75.50	75.79	83.27	74.37	55.85	595.39
29		KHASKHELI	6.60	6.20	5.98	6.58	6.48	6.93	6.72	5.59	51.08
30		KHASKHELI DOWN THROWN	0.66	0.65	0.46	0.45	0.44	0.50	0.71	0.62	4.49
31		KHOREWAH	212.78	214.17	186.69	204.58	193.36	182.92	176.05	174.79	1545.34
32		KHOREWAH DEEP	24.66	14.30	22.57	29.07	22.85	21.48	15.16	8.34	158.43
33		KOLI	5.33	0.64	6.11	8.32	7.34	4.94	3.84	7.72	44.24
34		KORAI	0.00	0.00	0.00	0.00	204.24	822.27	931.36	789.41	2747.28
35		LAGHARI	5.02	5.28	5.07	5.16	4.95	4.61	4.33	3.45	37.87
36		LODANO	53.75	52.33	40.92	35.47	30.68	23.55	19.80	20.73	277.23
37		LODANO DEEP	41.64	27.19	23.19	25.83	22.24	22.20	15.39	13.92	191.60
38		LIARI	3619.00	0.00	0.00	0.00	0.00	0.00	0.00	0.00	3619.00
39		LIARI DEEP	0.00	1.04	0.00	0.00	0.00	0.00	14.37	0.00	15.41
40		LIMU							0.00	101.79	101.79
41		MAKHDUM PUR	24.93	26.94	26.24	34.36	37.03	27.01	29.95	24.69	231.15
42		MAKHDUM PUR DEEP	7.75	8.28	6.88	5.57	5.04	6.07	6.08	6.64	52.31
43		MAZARI	5.26	7.77	6.32	3.24	8.77	5.83	7.61	3.27	48.07
44		MATLI	3.18	3.21	0.00	0.00	0.00	0.00	0.00	4.68	11.07
45		MALAH	0.30	0.02	0.00	0.00	0.00	0.00	0.00	0.00	0.32
46		MEWA	11.47	11.35	6.18	8.13	6.38	2.54	0.00	0.00	46.05
47		MEYUN ISMAIL DEEP	25.24	24.10	22.15	22.80	18.07	10.74	11.70	11.23	146.03
48		MISSRI	3.72	3.65	3.35	3.64	3.49	3.65	3.60	3.50	28.60
49		MOHANO	1.27	1.23	1.23	1.27	1.12	1.04	1.25	1.05	9.46
50		MUBAN	1.89	2.48	2.48	3.26	2.68	3.08	2.82	2.57	21.26
51		MURID	28.79	22.30	15.00	11.97	9.50	8.82	8.45	8.02	112.85
52		NAIMAT BASAL	157.45	133.85	132.76	122.95	118.54	83.72	190.44	174.16	1113.87
53		NAIMAT WEST	1416.54	1746.97	1464.45	1218.48	964.73	1076.27	1166.55	1127.27	10181.26
54		NANDO	33.63	31.48	17.31	15.13	14.48	14.72	13.25	9.52	149.52
55		NURPUR DEEP	36.98	34.76	31.47	36.14	33.98	32.25	30.06	28.28	263.92
56		NORTH AKRI	0.83	0.80	0.79	0.87	0.81	0.76	0.64	0.46	5.96
57		PANIRO	4.45	3.72	3.82	3.42	3.77	4.57	4.54	3.37	31.66
58		PIARO DEEP	26.50	24.93	21.73	21.68	16.78	17.18	16.21	11.98	156.99
59		PIR	0.00	0.03	0.06	0.08	0.00	0.21	0.00	0.00	0.38
60		QASIM DEEP	145.03	147.30	154.66	147.14	142.87	142.27	136.46	116.71	1132.44
61		RAHIM NORTH	108.77	108.34	120.62	124.41	122.21	118.89	123.19	101.78	928.21
62		RAJANI	0.00	0.00	0.00	0.00	0.00	5.08	0.00	0.00	5.08
63		RAGNI DEEP	18.07	18.80	18.96	19.83	19.27	19.83	20.06	17.89	152.71
64		SALEH	0.00	0.00	0.00	32.25	24.95	18.40	18.68	23.25	117.53
65		SAKHI DEEP	31.61	31.80	29.70	31.53	22.73	24.34	23.62	22.51	217.84
66		SAKHI SOUTH DEEP	26.00	22.16	12.95	9.67	5.81	5.28	6.63	5.47	93.97
67		SONRO	33.02	25.97	27.25	36.35	55.44	57.59	54.66	47.95	338.23
68		SOUTH MAZARI	6.46	9.01	6.70	3.34	6.40	5.06	7.98	3.43	48.38
69		SOUTH MAZARI DEEP	114.18	85.09	36.50	8.85	17.21	22.69	23.75	22.09	330.36
70		SOHRAB DEEP	1197.01	1680.71	3641.68	4484.43	5011.13	4771.23	4293.57	3558.97	28638.73
71		SUMAR DEEP	684.03	636.07	508.11	407.32	302.89	344.11	309.55	254.84	3446.92
72		BUZDAR SOUTH	6.54	6.64	6.99	8.01	7.68	6.56	7.12	2.83	52.37

Contd.

3.2 Production of Natural Gas

(MCFT)

S. NO	COMPANY	Field	JUL,14	AUG,14	Sep ,14	Oct,14	Nov,14	Dec,14	Jan,15	Feb,15	Cummulative Total from July 2014
73		BUZDAR SOUTH DEEP	344.82	396.79	388.14	375.71	322.72	287.21	318.30	274.95	2708.64
74		SHEIKHANO	8.47	5.09	6.65	8.61	6.89	4.48	4.66	22.06	66.91
75		SHEIKHANO DEEP	3.45	2.15	1.40	1.75	0.85	0.43	0.44	0.38	10.85
76		SUTIARI DEEP	1134.77	797.19	131.45	358.61	701.10	1009.99	1249.12	1026.30	6408.53
77		SUHRAT	0.00	15.35	61.90	11.21	19.75	0.99	47.18	38.81	195.19
78		TANDO GHULAM ALI	61.48	65.97	62.65	62.18	58.25	58.07	57.80	52.34	478.74
79		TANGRI	2.55	2.45	2.26	2.33	2.19	1.89	1.89	1.75	17.31
80		TANGRI DEEP	55.64	52.29	32.53	45.58	42.05	10.36	32.53	41.27	312.25
81		TAJEDI	0.41	0.37	0.36	0.17		0.15	0.27	0.23	1.96
82		THEBO	129.85	101.82	106.97	118.58	97.43	94.76	105.29	79.61	834.31
83		TURK	54.39	51.47	52.45	49.38	47.76	35.63	48.91	47.09	387.08
84		TURK DEEP	307.89	292.44	270.46	287.09	285.62	332.31	324.20	288.25	2388.26
85		UMER	0.00	0.00	0.00	0.00	0.00	0.00	0.00	0.00	0.00
86		USMAN	114.13	111.13	110.99	116.32	114.83	124.78	115.31	92.16	899.65
87		ZAUR	17.90	19.59	18.82	17.55	10.82	4.36	5.35	10.56	104.95
88		ZAUR DEEP	5.19	6.44	6.13	5.39	4.44	3.76	4.07	3.63	39.05
		SUB TOTAL	11832.57	8581.81	9178.75	9822.52	10327.53	11017.72	11227.35	9769.22	81757.47
89	ENI(PAK)	BHIT	10068.00	9765.00	9366.00	9223.00	6205.21	6303.48	6451.31	5964.21	63346.21
90		BADHRA	0.00	0.00	0.00	0.00	2398.83	3254.47	4345.41	4100.46	14099.17
91		LUNDALI	45.00	0.00	0.00	0.00	0.00	0.00	0.00	0.00	45.00
92		KADANWARI	4837.00	4478.00	3923.00	4484.00	3210.36	3160.71	2441.26	2121.93	28656.26
		SUB TOTAL	14950.00	14243.00	13289.00	13707.00	11814.40	12718.66	13237.98	12186.60	106146.64
93	MPCL	KOONJ-1A	47.58	47.39	43.98	43.35	44.35	44.54	43.35	39.25	353.79
94		SUJAWAL	304.85	308.39	287.98	289.57	275.98	302.98	312.23	337.08	2419.06
95		ZARGHUN SOUTH	0.00	0.00	0.00	167.72	0.00	0.00	0.00	0.00	167.72
96		MARI	18989.32	18991.40	17100.53	18361.90	18063.41	18147.08	18280.87	15854.83	143789.34
		SUB TOTAL	19341.75	19347.18	17432.49	18862.54	18383.74	18494.60	18636.45	16231.16	146729.91
											Contd.
97	OGDCL	BOBI	534.30	524.10	389.50	410.93	480.00	478.60	477.40	404.80	3699.63
98		BALUCH	48.45	42.23	23.01	43.56	54.62	22.03	0.00	0.00	233.90
99		CHAK 2	258.29	263.90	168.73	251.10	244.58	257.67	226.25	157.48	1828.00
100		GOPANG	12.00	12.00	8.00	4.00	2.42	0.00	0.00	0.00	38.42
101		CHAK 66NE	0.00	0.00	0.00	0.00	0.00	138.83	230.60	131.78	501.21
		CHAK 63									
102		HAKEEM DAHO									
104		DACHRAPUR	357.89	358.80	347.14	360.38	336.67	323.03	312.80	275.72	2672.43
105		CHAK 7A	18.60	18.60	37.91	37.82	36.60	37.38	37.82	31.20	255.93
106		JAKHRO	136.79	141.20	77.40	137.50	125.45	137.30	136.04	124.91	1016.59
107		NUR BAGHLA	196.58	198.48	180.50	176.88	169.90	170.58	168.68	146.14	1407.74
108		NIM	0.00	0.00	0.00	0.00	0.00	8.42	63.31	52.02	123.75
109		KUNNAR	453.13	442.99	454.47	528.51	560.72	583.80	571.72	510.72	4106.06
110		KUNNAK PASAKHI DEEP	3769.72	3735.71	3096.36	3512.55	3420.36	3549.32	3453.08	3191.20	27728.30
111		SARI HUNDI	56.82	51.31	36.23	44.59	59.14	60.36	56.88	42.88	408.21
112		PAKHRO	4.59	0.00	2.96	20.72	12.98	0.00	0.00	0.00	41.25
113		QADIRPUR	14425.66	14151.23	13679.33	11355.94	13175.66	13413.74	13219.18	11951.70	105372.44
114		PASAKHI	20.62	20.62	19.95	20.62	19.95	20.72	20.62	18.62	161.72
115		MARU-RETI	383.13	371.05	349.00	352.23	333.39	339.05	335.06	298.25	2761.16
		SUB TOTAL	20676.57	20332.22	18870.49	17257.33	19032.44	19540.83	19309.44	17337.42	152356.74
116	OMV	MIANO	2089.00	2056.00	1927.53	2079.00	1984.00	1992.00	1984.00	1697.00	15808.53
117		LATIF	3006.00	3150.00	2979.20	2896.00	3153.00	3718.00	3652.00	3072.00	25626.20
118		SAWAN	0.00	3395.00	3210.10	3465.00	3259.00	3278.00	3148.00	2824.00	22579.10
119		TAJJAL	224.00	224.00	207.60	208.00	143.00	203.00	238.00	182.00	1629.60
		SUB TOTAL	5319.00	8825.00	8324.43	8648.00	8539.00	9191.00	9022.00	7775.00	65643.43

Contd.

3.2 Production of Natural Gas

(MCFT)

S. NO	COMPANY	Field	JUL,14	AUG,14	Sep ,14	Oct,14	Nov,14	Dec,14	Jan,15	Feb,15	Cummulative Total from July 2014
120	PPL	CHACHAR	27.00	26.93	17.00	10.00	16.00	39.22	70.54	105.00	311.69
121		ADAM	357.00	361.82	282.00	348.00	340.00	347.65	348.99	312.00	2697.46
122		KANDHKOT	5423.00	5226.81	4526.00	4304.00	4372.00	4760.79	4888.66	4546.00	38047.26
123		MAZRANI	158.00	155.71	150.00	151.00	145.00	145.84	148.83	132.00	1186.38
		SUB TOTAL	5965.00	5771.27	4975.00	4813.00	4873.00	5293.50	5457.02	5095.00	42242.79
124	PEL	BADAR	384.85	383.93	345.94	382.46	374.85	383.92	381.87	342.78	2980.60
125		BLOCK-22	187.58	187.84	152.25	130.42	142.51	144.06	229.22	234.49	1408.37
		SUB TOTAL	572.43	571.77	498.19	512.88	517.36	527.98	611.09	577.27	4388.97
126	HYCARBEX	HASEEB	359.11	270.37	141.25	94.19	147.51	128.42	78.65	47.83	1267.33
		SUB TOTAL	359.11	270.37	141.25	94.19	147.51	128.42	78.65	47.83	1267.33
127	POGC	REHMAN	313.24	312.12	300.66	317.84	293.42	301.20	299.22	265.85	2403.55
		SUB TOTAL	313.24	312.12	300.66	317.84	293.42	301.20	299.22	265.85	2403.55
128	OMV MAURICE	SAQIB	157.98	152.45	139.42	135.88	140.00	138.92	129.87	59.87	1054.39
129		MEHAR	970.91	1009.04	1067.59	1119.87	978.99	944.53	902.83	815.69	7809.45
		SUB TOTAL	1128.89	1161.49	1207.01	1255.75	1118.99	1083.45	1032.70	875.56	8863.84
		TOTAL	86881.56	85625.23	79767.27	81520.05	80971.39	83834.36	84441.90	74876.91	657918.67
BALUCHISTAN											
1	OGDCL	LOTI	714.37	715.75	675.61	688.58	650.95	672.87	645.63	563.95	5327.71
2		PIRKOH	443.20	424.14	438.95	423.25	435.40	501.10	477.00	408.00	3551.04
3		UCH	11912.40	11435.00	11720.50	7748.60	11081.50	12135.70	10474.70	7282.40	83790.80
		SUB TOTAL	13069.97	12574.89	12835.06	8860.43	12167.85	13309.67	11597.33	8254.35	92669.55
4	MPCL	ZARGHUM SOUTH			0.00	0.00	456.69	214.56	361.21	407.48	1439.94
		SUB TOTAL	0.00	0.00	0.00	0.00	456.69	214.56	361.21	407.48	1439.94
5	PPL	SUI	13105.00	13081.27	12639.00	13057.00	12656.00	11848.26	13333.15	11927.00	101646.68
		SUB TOTAL	13105.00	13081.27	12639.00	13057.00	12656.00	11848.26	13333.15	11927.00	101646.68
		TOTAL	26174.97	25656.16	25474.06	21917.43	25280.54	25372.49	25291.69	20588.83	195756.17
K.P.K											
1	OGDCL	CHANDA	127.65	127.98	115.28	121.40	132.00	116.61	116.32	102.43	959.67
2		NASHPA	2253.35	2225.12	2200.60	2472.40	2497.32	2609.70	2602.65	2339.34	19200.48
3		MELA	314.14	317.23	327.09	323.53	312.14	311.47	328.38	275.57	2509.55
		SUB TOTAL	2695.14	2670.33	2642.97	2917.33	2941.46	3037.78	3047.35	2717.34	22669.70
4	MOL	MAKORI	86.60	86.23	69.58	62.75	61.37	62.90	64.31	58.73	552.47
5		MAKORI EAST	1817.07	1700.48	1959.65	1662.00	1990.14	2010.28	2155.71	1960.86	15256.19
6		MAMIKHEL	1089.01	1091.44	1160.20	989.46	1004.59	1046.42	1035.00	959.16	8375.28
7		MANZALAI	1964.34	1957.21	1792.75	2263.49	2408.22	2348.83	2284.00	1962.63	16981.47
8		MARAMZAI	3170.23	3212.94	3049.18	3046.82	2846.86	2940.30	2969.68	2674.23	23910.24
		SUB TOTAL	8127.25	8048.30	8031.36	8024.52	8311.18	8408.73	8508.70	7615.61	65075.65
		TOTAL	10822.39	10718.63	10674.33	10941.85	11252.64	11446.51	11556.05	10332.95	87745.35
		GRAND TOTAL	128833.71	126806.39	119621.22	118395.54	121618.19	125043.30	125582.50	109683.53	975584.38

3.3 Company wise Production of Crude Oil and Natural Gas for the month of January,2015

Name of Company	Crude Oil (US Barrel)	Number of Oil Fields	% Share in Total Production	Natural Gas (MCFt)	Number of Gas Fields	% Share in Total Production
OGDCL	1322159	32	44.79	35850.27	29	28.55
PPL	209755	5	7.11	20120.39	6	16.02
MPCL	66997	5	2.27	19035.67	5	15.16
UEPL	532050	66	18.02	11227.35	77	8.94
OMV	2332	2	0.08	9022	4	7.18
BHP	24573	1	0.83	5530	1	4.40
Eni(Pak)	11848	3	0.40	13237.98	3	10.54
OMV Maurice	68617	2	2.32	1032.7	2	0.82
OPL	17068	2	0.58	219.35	2	0.17
POL	53060	8	1.80	363.03	6	0.29
Dewan	3417	1	0.12	446.1	1	0.36
MOL	640133	5	21.68	8508.7	5	6.78
Hycarbex	-			78.65	1	0.06
POGC	-			299.22	1	0.24
PEL	-			611.09	2	0.49
Total	2952009	132		125582.5	145	

3.3 Company wise Production of Crude Oil and Natural Gas for the month of Feb,2015

Name of Company	Crude Oil (US Barrel)	Number of Oil Fields	% Share in Total Production	Natural Gas (MCFt)	Number of Gas Fields	% Share in Total Production
OGDCL	1182956	33	44.23	30057.2	29	27.40
PPL	186891	5	6.99	18205	6	16.60
MPCL	60060	5	2.25	16664.62	5	15.19
UEPL	512056	65	19.15	9769.22	79	8.91
OMV	2070	2	0.08	7775	4	7.09
BHP	22075	1	0.83	4716	1	4.30
Eni(Pak)	12552	3	0.47	12186.6	3	11.11
OMV Maurice	59639	2	2.23	875.56	2	0.80
OPL	14106	2	0.53	184.69	2	0.17
POL	48008	8	1.80	330.49	6	0.30
Dewan	2991	1	0.11	412.59	1	0.38
MOL	571025	5	21.35	7615.61	5	6.94
Hycarbex	-			47.83	1	0.04
POGC	-			265.85	1	0.24
PEL	-			577.27	2	0.53
Total	2674429	132		109683.53	147	

3.4 Province wise Production of Crude Oil and Natural Gas for the month of January,2015

Province	Crude Oil (US Barrel)	Number of Oil Fields	Natural Gas (MCFt)	Number of Gas Fields
Punjab	440204	24	4293	20
Sindh	1077007	97	84442	112
KPK	1429620	8	11556	8
Balochistan	5178	3	25291	5
Total	2952009	132	125582	145

3.4 Province wise Production of Crude Oil and Natural Gas for the month of February,2015

Province	Crude Oil (US Barrel)	Number of Oil Fields	Natural Gas (MCFt)	Number of Gas Fields
Punjab	395866	24	3885	20
Sindh	993647	96	74877	114
KPK	1281250	9	10333	8
Balochistan	3666	3	20589	5
Total	2674429	132	109684	147

Source: Directorate General of Petroleum concession
M/O Petroleum & Natural Resources Islamabad

3.5 PRODUCTION OF CRUDE OIL, NATURAL GAS AND ELECTRICITY

Year / Month	Crude Oil (000 Barrels)	Natural Gas (MCFT)	Total (Elec. Gen. Mn.Kwh)	Hydel	Thermal	Nuclear	
2009-10	23706	1482846	94222	27927	63504	2791	
2010-11	24041	1471590	86873	31781	52376	2716	
2011-12	24573	1558960	67272	28431	53571	5270	
2012-13	27841	1505839	86190	29687	51950	4553	
2013-14	31585	149368	101524	31698	64924	4902	
2014	Jul	2965	128833	11016*	3807	6789	420
	Aug	2947	126806	10908*	4196	6201	511
	Sep	2770	119621	9474*	3505	5476	493
	Oct	2929	118396	8781*	3187	5292	302
	Nov	2971	121618	6969*	2882	3588	499
	Dec	3017	125043	7134*	1894	4795	445
2015	Jan	2952	125583	6579*	803	5373	403
	Feb	2674	109684	6304*	1935	3890	479

*= Provisional
r = Revised

Source i) Directorate General of Petroleum concession
M/O Petroleum & Natural Resources Islamabad
ii) Electricity Generating Establishments

3.6 MINERAL PRODUCTION

(Thousand Tonnes)

Year / Month	Marble	Arg Clay	Silica Sand	Gypsum	Lime Stone	Ordinary Stone(MT)	Rock Salt	Coal	Copper (MT)	Copper Blister (MT)	
2009-10	1065	4304	411	854	37137	6715	1944	3536	-	18121	
2010-11	1133	4484	301	885	32021	6685	1954	3292	-	15672	
2011-12	1751	4562	270	1260	35016	6540	2136	3179	-	17931	
2012-13	2360	4513	356	1250	38932	4890	2160	2813	-	12285	
2013-14	2591	4935	268	1322	36460	2895	2220	3140	430	8933	
2014	Jul	119	229	17	143	3001	260	195	189	-	2231
	Aug	170	297	11	113	2795	260	142	182	-	2155
	Sep	227	480	12	141	3042	200	202	284	-	870
	Oct	181	487	15	103	3302	260	144	176	-	-
	Nov	266*	536	21*	113	3365*	205	196	294*	-	-
	Dec	201*	326	26*	112	3170*	232	214	266*	-	-
2015	Jan	137*	283	24*	105	3100*	155*	209	315*	52	-
	Feb	128*	331	36*	118	3200*	255*	139	322*	-	-

* = Provisional

Source: Provincial Directorates of Mines & Minerals Punjab, Sindh, KPK, Balochistan & FATA.

3.6 MINERAL PRODUCTION

(Tonnes)

Year / Month	Iron ore	Bauxite	Barytes	Bentonite	Celestite	China Clay	Chalk	Chromite	Dolomite	Laterite	
2009-10	447541	9031	57166	34596	160	22769	2939	257148	130408	181046	
2010-11	329100	9033	31836	30840	-	16055	1100	148034	240111	298994	
2011-12	384893	30223	48510	16520	-	21555	2749	179203	198392	293625	
2012-13	408604	25288	118471	26077	-	22917	810	136443	335819	328067	
2013-14	192749	31156	132379	40650	-	16191	1005	83507	673042	380166	
2014	Jul	35518	1303	2226	2208	-	772	-	9205	75120	27199
	Aug	25058	636	50	2648	-	911	-	7064	8567	55673
	Sep	38635	539	29384	3204	-	863	200	8743	12521	28785
	Oct	24070	4671	11636	3523	-	660	100	5528	13128	24774
	Nov	28090	3367	800	1615		1786*	123*	7064*	33220*	30620
	Dec	22057	1060	22583	1585		1278*	141*	4323*	23051*	39924*
2015	Jan	30193*	2603	4164*	1437		1911*	65*	6518*	6890*	40577*
	Feb	17407*	1930	7765*	1286		2957*	109*	5264*	2987*	34402*

* = Provisional

Source: Provincial Directorates of Mines & Minerals Punjab
Sindh, KPK, Balochistan & FATA.

3.6 MINERAL PRODUCTION

(Tonnes)

Year / Month	Feldspar	Fire Clay	Flourite	Fullers Earth	Magnesite	Magnese	Ocher	Ord Sand/Bajri Sand	Soap Stone	Sulphur	
2009-10	54198	329055	290	11219	5159	1655	55352	-	53991	26641	
2010-11	23254	274042	3156	4180	4908	785	36078	-	47561	27645	
2011-12	53235	408187	6859	6906	5444	345	42107	-	55515	25560	
2012-13	38218	454645	13344	4259	6705	290	37769	2141	93214	20610	
2013-14	81858	458037	7500	6397	3725	3945	32634	3500	72234	35672	
2014	Jul	3834	36148	537	1966	224	-	2036	-	11214	3125
	Aug	3048	23310	648	2326	210	400	403	-	7955	3018
	Sep	2348	32292	809	442	266	780	402	-	7552	1723
	Oct	6092	29342	443	311	1024	320	3424	-	4974	81
	Nov	4199	36603	626*	348*	1059	380	2843	-	9464*	251
	Dec	1692	31665	638*	392*	160	950	2482	-	7812*	2137
2015	Jan	3254	30851	853*	1114*	240	680	2938	-	6658*	2265
	Feb	2500	33344	799*	1162*	256	300	5985	-	8148*	2157

* = Provisional

Source: Provincial Directorates of Mines & Minerals Punjab,

4. HEALTH

4.1(a) Monthly Immunization Coverage Number of doses administered (0-11 months)children during 2015

Month(s)	BCG	OPV-0	OPV-1	OPV-2	OPV-3	Pentava- lent-1	Pentava- lent-2	Pentava- lent-3	Pneumo- 1	Pneumo- 2	Pneumo- 3	Measles- 1
Jan	492088	399360	497739	462067	450975	496658	461981	450849	483497	450312	439866	403246
Feb	291415	342850	462762	431138	423328	462726	431054	422711	456096	425168	416810	302349
Mar												
Apr												
May												
Jun												
Jul												
Aug												
Sep												
Oct												
Nov												
Dec												
Total	783503	742210	960501	893205	874303	959384	893035	873560	939593	875480	856676	705595

Source : National Institute of Health, Islamabad.

4.1(b) Monthly Immunization Coverage
Number of doses administered (12-23 Months) children during 2015

MONTH	BCG	OPV-1	OPV-2	OPV-3	Pentavalent-1	Pentavalent-2	Pentavalent-3	Measles-2
Jan	1,152	933	824	709	1,786	790	673	340,489
Feb	480	1,722	988	821	1,722	988	821	245,220
Mar								
Apr								
May								
Jun								
Jul								
Aug								
Sep								
Oct								
Nov								
Dec								
Total	1,632	2,655	1,812	1,530	3,508	1,778	1,494	585,709

BCG = Bacillus of Chalmette and Guerin
OPV = Oral Polio Vaccine

Source : National Institute of Health, Islamabad.

**4.1(c) Monthly Immunization Coverage
Number of TT doses administered to women during 2015**

MONTH	Pregnant Women					Childbearing age women				
	TT1	TT2	TT3	TT4	TT5	TT1	TT2	TT3	TT4	TT5
Jan	348520	248486	25180	6731	3945	26610	20013	13693	4122	2028
Feb	341561	269748	25680	7319	4358	28013	19047	12303	4012	1923
Mar										
Apr										
May										
Jun										
Jul										
Aug										
Sep										
Oct										
Nov										
Dec										
Total	690081	518234	50860	14050	8303	54623	39060	25996	8134	3951

TT = Tetanus Toxiod

Source : National Institute of Health, Islamabad.

4.2 Monthly Report on HIV Treatment Centres December, 2014

S. No	Centre Name	Male		Female		Children		Transgender		Total	Total on ART
		Total	On ART	Total	On ART	Total	On ART	Total	On ART		
Federal											
1	PIMS, Islamabad	1629	703	303	165	31	11	3	3	1966	882
Punjab											
2	Mayo Hospital, Lahore	383	173	59	37	6	1	13	2	461	213
3	Services Hospital, Lahore	246	151	84	65	32	8	1	1	363	225
4	Peaditric Unit, Services Hospital, Lahore	0	0	0	0	177	86	0	0	177	86
5	Shaukat Khanum Hospital, Lahore	222	204	165	143	16	1	0	0	403	348
6	Jinnah Hospital, Lahore	735	360	221	128	0	0	29	16	985	504
7	DHQ Hospital, Sargodha	381	73	41	16	5	1	0	0	427	90
8	DHQ Hospital, D.G Khan	749	492	211	139	24	7	1	1	985	639
9	Allied Hospital, Faisalabad	476	327	38	28	0	0	0	0	514	355
10	Aziz Bhatti Hospital, Gujrat	417	267	240	174	0	0	0	0	657	441
Sindh											
11	Civil Hospital, Karachi	2275	720	220	149	27	0	32	27	2554	896
12	Peaditric Unit, Civil Hospital, Karachi	0	0	0	0	36	21	0	0	36	21
13	Indus Hospital, Karachi	290	148	0	0	76	38	0	0	366	186
14	Aga Khan Hospital, Karachi	0	0	0	0	28	22	0	0	28	22
15	Chandka Medical College Hospital, Larkana	589	290	118	72	14	4	0	0	721	366
Khyber Pakhtunkhwa											
16	Hayatabad Medical Complex, Peshawar	1122	816	361	268	69	30	0	0	1552	1114
17	KDA Hospital, Kohat	171	115	82	61	14	9	0	0	267	185
Balochistan											
18	Bolan Medical Complex, Quetta	204	109	41	28	16	8	0	0	261	145
Total		9889	4948	2184	1473	571	247	79	50	12723	6718

Source:- National Aids Control Programme, NIH, Islamabad.

4.3(a) Register Veterinary Medical Practitioner With PVMC- 2015

RVMP Registration for the year of 2015	Male	Female	D.V.M	M.Sc	M.Phil	Ph.D	Total
Jan	185	17	202	Nil	Nil	Nil	202
Feb	311	6	317	Nil	Nil	Nil	317
Mar							
Apr							
May							
Jun							
Jul							
Aug							
Sep							
Oct							
Nov							
Dec							
Total	496	23	519	Nil	Nil	Nil	519

Total RVMP Registered since 1st January 2015 to 28th February 2015=519

Source:- Pakistan Veterinary Medical Council, Islamabad.

Total RVMP Registered since 30th May 2000 to 28th February 2015= 9331

4.3(b) Registered Animal Husbandry Graduate With PVMC- 2015

RVMP Registration for the year of 2015	Male	Female	B.Sc. (Hons) A.H	M.Sc.	Ph.D	Total
Jan	Nil	Nil	Nil	Nil	Nil	Nil
Feb	2	Nil	1	1	Nil	2
Mar						
Apr						
May						
Jun						
Jul						
Aug						
Sep						
Oct						
Nov						
Dec						
Total	2	Nil	1	1	Nil	2

Total RAHG Registered since 1st January 2015 to 28th February 2015=02

Source:- Pakistan Veterinary Medical

Total RAHG Registered since 30th May 2000 28th February 2015= 477

Council, Islamabad.

4.4 Tuberculosis Report (FTI) (Jan - Mar, 2015)

Provinces/Regions	TB Cases NSS+	CDR SS+**	TB All Types			CDR Total	% Treatment Success Rate* (TSR)
			Male	Female	Total		
Punjab	20382	57	24655	24445	49100	73	NA
Sindh	6853	46	7071	6887	13958	53	NA
K.P.K	4114	46	4868	5555	10423	62	NA
Balochistan	826	24	817	1096	1913	30	NA
F.A.T.A	281	18	358	422	780	28	NA
Gilgit Baltistan	40	9	166	228	394	50	NA
AJK	470	30	629	654	1283	45	NA
ICT	84	21	190	184	374	52	NA
Pakistan	33050	45	38754	39471	78225	57	NA

CDR : Case Deduction Rate

Source: National TB Control Programme NIH, Islamabad.

SS+ Sputum Smear Positive

* Available One Year Lag

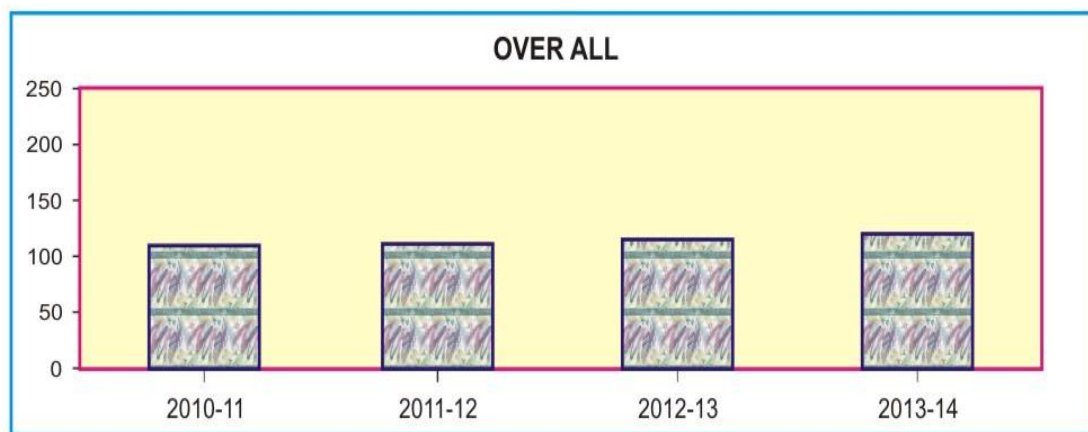
** Based on revised WHO estimates.

5. MANUFACTURING

5.1 Quantum Index Numbers of Large-Scale Manufacturing Industries

Year/month	Manufacturing (Over all)	Selected Items						
		Vegetable Ghee	Tea Blended	Cigarettes	Cotton Yarn	Cotton Cloth	Jute Goods	Paper & Board
(2005-06=100)								
2010-11	111.14	94.81	103.43	101.97	115.43	112.89	89.16	95.79
2011-12	112.44	95.76	118.91	96.60	116.03	113.23	90.03	116.64
2012-13	117.04	98.88	141.83	105.05	118.51	113.86	98.39	135.35
2013-14	121.66	102.52	160.93	100.54	120.40	114.64	97.34	150.24
2014 Feb	137.26	105.92	170.89	103.05	119.81	114.18	96.57	134.62
Mar	135.35	105.64	183.64	126.27	121.20	114.85	103.91	152.84
Apr	124.13	100.71	153.53	128.44	121.15	114.45	95.46	159.52
May	118.43	104.44	147.02	134.21	121.57	115.25	87.29	165.69
Jun	115.18	102.09	148.13	62.30	121.43	114.95	81.80	157.26
Jul	110.78	103.48	171.74	81.18	121.48	115.05	81.22	172.90
Aug	113.54	102.39	177.06	84.83	121.34	114.71	85.23	185.03
Sep	116.75	108.73	184.98	90.31	120.96	114.45	93.31	183.60
Oct	114.92	100.50	179.13	85.26	120.02	114.18	83.25	173.71
Nov	115.48	105.19	190.04	83.56	119.97	114.32	90.43	157.88
Dec	146.42	102.91	212.06	92.69	112.54	114.31	96.70	114.00
2015 Jan	139.10	98.48	214.91	119.82	120.65	115.05	90.84	90.27
Feb	141.56	98.71	194.57	126.72	119.31	114.25	95.59	113.04

QUANTUM INDEX NUMBERS OF LARGE - SCALE MANUFACTURING INDUSTRIES



Contd.

5.1 Quantum Index Numbers of Large-Scale Manufacturing Industries

Year/month	Selected Items				
	Cement	Auto Mobile	Fertilizers		
			Nit Fertilizer	Phos Fertilizer	Total

(2005-2006=100)

2010-11	154.69	103.80	126.93	93.26	96.29
2011-12	159.22	107.31	121.21	93.91	96.37
2012-13	167.29	93.54	133.94	88.40	92.49
2013-14	168.62	91.15	137.52	104.81	107.75
2014 Feb	158.11	90.71	91.81	74.85	90.29
Mar	190.11	104.11	101.32	168.11	107.33
Apr	183.90	96.27	97.74	136.83	101.26
May	178.09	99.76	95.53	159.01	101.25
Jun	188.49	89.15	101.84	149.22	106.10
Jul	113.16	76.41	107.43	147.60	111.04
Aug	154.62	100.73	112.84	155.77	116.70
Sep	180.74	115.30	103.18	156.67	108.00
Oct	167.29	99.28	111.65	158.41	115.86
Nov	178.41	100.20	111.26	151.26	114.86
Dec	180.22	95.49	108.88	163.94	113.83
2015 Jan	168.97	114.02	106.65	80.65	104.31
Feb	168.20	108.41	94.26	106.71	95.38

5.2 Production of Manufacturing Items

Year/month	Vegetable Ghee (i)		Sugar (i)		Tea Blended (ii)	
	No. of reporting factories	Production (Tonnes)	No. of reporting factories	Production (Tonnes)	No. of reporting factories	Production (Tonnes)
(2005-06=100)						
2010-11	87	1091810	78	4168721	5	65782
2011-12	87	1102861	78	4634093	5	75628
2012-13	87	1138754	78	5073501	5	90201
2013-14	87	1180619	78	5582353	5	102352
2014 Feb	87	101649	78	1418391	5	9057
Mar	87	101386	78	904594	5	9733
Apr	87	96650	78	398546	5	8137
May	87	100232	78	27388	5	7792
Jun	87	97978	78	31879	5	7851
Jul	87	97996	78	0	5	8816
Aug	87	90903	78	0	5	9384
Sep	87	104347	78	0	5	9957
Oct	87	96449	78	0	5	9494
Nov	87	100949	78	11620	5	10072
Dec	87	98761	78	1066293	5	11239
2015 Jan	87	94516	78	1330881	5	11390
Feb	87	94729	78	1329408	5	10312

Contd.

5.2 Production of Manufacturing Items

Year/month	Beverages (iii) *		Cigarettes (ii)	
	No. of reporting factories	Production (000 litres)	No. of reporting factories	Production (Million Nos.)
2010-11	...	1490983	14	65403
2011-12	...	1812430	14	61954
2012-13	...	2077729	14	67377
2013-14	...	2510288	14	64482
2014 Feb	...	172437	14	5508
Mar	...	227109	14	6749
Apr	...	233995	14	6865
May	...	262614	14	7173
Jun	...	252283	14	3330
Jul	...	274080	14	4339
Aug	...	326267	14	4534
Sep	...	296258	14	4827
Oct	...	287898	14	4557
Nov	...	295503	14	4466
Dec	...	207354	14	4954
2015 Jan	...	191230	14	6405
Feb	...	226561		5935

*** Not available

* In the new base 2005-06 Beverages has been replaced by soft drinks, juices, syrups and squashes and liquors.

Source: (i) Ministry of Industries & Production.

(ii) Provincial Bureaus of Statistics.

(iii) Central Board of Revenue.

Contd.

5.2 Production of Manufacturing Items

Year/ month	No. of reporting factories	Cotton Textiles (Mills sector)													
		Capacity installed			Capacity worked				Spindle hours worked (Mn. No.)	Looms hours worked (Mn.No.)	Rotors hours worked (Mn.No.)	Consumption of Raw Cotton (Tonnes)	Total Yarn Production (Tonnes)	Surplus Yarn (Tonnes)	Total Production of Cloth(000) (Sq.m)
		No. of Spindles (000)	No. of Looms (000)	No. of Rotors (000)	No. of Spindles (000)	No. of Looms (000)	No. of Rotors (000)								
2007-08	427	11834	8	203	9960	4	124	76400	21	512	3159170	2809383	2700283	1016390	
2008-09	369	10514	9	153	9406	4	71	75408	24	485	2638235	2274347	2327217	1019183	
2009-10	439	11392	7	195	10632	5	140	6221	2	40	3372364	2880970	2768071	1004587	
2010-11	433	11421	7	195	10757	5	143	6903	2	40	3405727	2956972	1006567	1029672	
2011-12	--	10994	7	161	9885	--	100	--	--	--	--	--	--	--	
2012 Jan	373	10994	7	161	9963	5	103	6498	2	40	231500	201000	82283	85250	
Feb	373	10994	7	161	9925	5	103	6300	2	40	230575	200500	88197	85000	
Mar	373	10994	7	161	9887	5	103	6382	2	40	231380	201200	88304	85350	
Apr	373	10994	7	161	9906	5	104	6400	2	41	228850	199000	89483	85050	
May	373	10994	7	161	9806	5	104	6491	2	41	222080	198000	89766	84500	
Jun	373	10994	7	161	9893	5	103	6401	2	40	223070	198200	88626	84200	
Jul	373	10994	7	161	9906	5	104	6301	2	42	236841	217900	82358	85520	
Aug	373	10994	7	161	9893	5	104	6398	2	41	236640	218263	81553	85500	
Sep	373	10994	7	161	9809	5	104	6400	2	40	238548	156904	81600	85600	
Oct	373	10994	7	161	9893	5	109	6491	2	41	238290	219111	85590	85750	
Nov	373	10994	7	161	9886	5	111	6401	2	40	237899	218935	83431	85500	
Dec	373	10995	8	171	9892	5	120	6491	2	41	238456	219669	82792	85458	

Contd.

5.2 Production of Manufacturing Items

Year / month	Cotton Cloth (Mills Sector) (Thousand square metres)															Grand Total
	Fine					Medium					Coarse					
	Grey	Blea- ched	Dyed & Printed	Blen- ded	Total	Grey	Blea- ched	Dyed & Printed	Blen- ded	Total	Grey	Blea- ched	Dyed & Printed	Blen- ded	Total	
2007-08	318397	17800	80925	41347	458469	97785	38207	212153	6803	354948	130590	18053	47859	6588	193090	1006507
2008-09	323350	20706	80446	42402	466904	101250	38695	204411	6839	351195	130882	17981	45775	6946	201584	1019683
2009-10	323595	31995	61290	44402	451282	101895	39541	204656	7839	353931	131728	18826	46620	7200	204374	1009587
2010-11	324931	23331	62626	45202	491745	103231	40877	205992	8239	351655	133064	20162	47956	7228	186272	1029672
2011-12	28205	2966	6454	4228	431006	9729	3341	14382	580	343794	19832	822	7292	686	183902	1018702
2012 Jan	--	--	--	--	40810	--	--	--	--	28843	--	--	--	--	15597	85250
Feb	--	--	--	--	40710	--	--	--	--	28768	--	--	--	--	15522	85000
Mar	--	--	--	--	10860	--	--	--	--	28868	--	--	--	--	15622	85350
Apr	--	--	--	--	40760	--	--	--	--	28768	--	--	--	--	15522	85050
May	--	--	--	--	40510	--	--	--	--	28618	--	--	--	--	15372	84500
Jun	28205	2966	6454	4228	41853	9729	3341	14382	580	28032	9916	411	3646	343	14316	84201
Jul	--	--	--	--	40920	--	--	--	--	28923	--	--	--	--	15677	85520
Aug	--	--	--	--	40710	--	--	--	--	28768	--	--	--	--	15522	85000
Sep	--	--	--	--	40895	--	--	--	--	29475	--	--	--	--	12530	85600
Oct	--	--	--	--	40926	--	--	--	--	28985	--	--	--	--	15839	85750
Nov	--	--	--	--	40910	--	--	--	--	28918	--	--	--	--	15672	85500
Dec	--	--	--	--	43110	--	--	--	--	28032	--	--	--	--	14316	85458

Source: Textile Commissioner's Organization.

Contd.

5.2 Production of Manufacturing Items

Year / month	No. of reporting factories	Jute Textiles								Raw Jute consumed (Bales)
		Capacity installed		Capacity worked		Production (Tonnes)				
		No. of Spindles	No. of Looms	No. of Spindles	No. of Looms	Total	Hessian	Sacking	Others	

(2005-2006=100)

2010-11	10	36076	1851	25327	1044	93174	18218	62630	12326	571874
2011-12	94087	15960	67138	10989	...
2012-13	102820	12748	77188	12884	...
2013-14	101722	15142	71339	15241	...
2014 Jan	10	36392	1755	23476	1021	9482	1467	6644	1371	...
Feb	10	36392	1755	23476	1021	8410	1349	5953	1108	...
Mar	10	36392	1755	23476	1021	9049	1421	6206	1422	...
Apr	10	36392	1755	23476	1021	8313	1047	6077	1189	...
May	10	36392	1755	23476	1021	7602	992	5225	1385	...
Jun	10	36392	1755	23476	1021	7124	987	4876	1261	...
Jul	10	36392	1755	23476	1021	7073	968	4883	1222	...
Aug	10	36392	1755	23476	1021	7422	1044	5200	1178	...
Sep	10	36392	1755	23476	1021	7422	1043	5619	1464	...
Oct	10	36392	1755	23476	1021	7422	871	4697	1682	...
Nov	10	36392	1755	23476	1021	7875	1111	5259	1505	...

Contd.

5.2 Production of Manufacturing Items

Year/month	Paper		Paper Board	
	No. of reporting factories	Production (Tonnes)	No. of reporting factories	Production (Tonnes)
2010-11	19	228675	26	206065
2011-12	19	246342	26	283025
2012-13	19	232361	26	381938
2013-14	19	214298	26	467541
2014 Feb	19	15616	26	35296
Mar	19	18042	26	39764
Apr	19	19918	26	40414
May	19	17600	26	45065
Jun	19	16596	26	42882
Jul	19	20490	26	41221
Aug	19	16782	26	43092
Sep	19	18398	26	43773
Oct	19	18796	26	41415
Nov	19	20106	26	37640
Dec	19	13933	26	27178
2015 Jan	19	14437	26	21522
Feb	19	16564	26	25723

Contd.

5.2 Production of Manufacturing Items

Year / month	Chemicals (Tonnes)				
	No. of reporting factories	Soda Ash (i)	Caustic Soda (i)	Sulphuric Acid (ii)	Chlorine Gas (ii)
(2005-2006=100)					
2010-11	12	378048	172031	114773	15157
2011-12	12	370743	179097	100403	15770
2012-13	12	366238	182869	89431	15495
2013-14	12	409148	167465	85773	14902
2014 Feb	12	31205	11352	3555	1287
Mar	12	35034	14068	7868	1291
Apr	12	38225	13995	6362	1302
May	12	40138	15087	6176	1110
Jun	12	33788	13613	6171	1099
Jul	12	37942	14146	6491	1176
Aug	12	37603	15203	6143	1052
Sep	12	37030	15033	10997	1154
Oct	12	37988	15214	7021	1199
Nov	12	37325	14715	6287	1425
Dec	12	36446	12184	8912	1354
2015 Jan	12	32396	11385	3507	1343
Feb	12	29797	12620	3217	1386

Contd.

5.2 Production of Manufacturing Items

Year/month	Chemical Fertilizers (Tonnes) (i)						Paints & Varnishes Solid(iii)		Paints & Varnishes Liquid (iii)	
	No. of reporting factories	Urea	Super Phosphate	Ammonium Nitrate	Nitro Phosphate	DI.Amm. Phosphate	No. of reporting factories	Production (Tonnes)	No. of reporting factories	Production (000 Ltrs.)
(2005-2006=100)										
2010-11	11	4552068	173250	275061	252335	663782	102	25673	169	48924
2011-12	11	4470662	114727	432290	337624	622649	102	23026	169	38371
2012-13	11	4215088	79304	401270	291922	729917	102	28048	169	40528
2013-14	11	4930283	87754	519104	447168	693142	102	36714	169	43908
2014 Feb	11	361536	7530	36243	28658	25371	102	2933	169	3324
Mar	11	384791	9283	54016	43333	70699	102	3003	169	3449
Apr	11	382988	8557	45422	28230	60142	102	3805	169	3636
May	11	375283	8805	37416	37673	70514	102	3428	169	4124
Jun	11	404825	6006	35530	31123	66555	102	3485	169	3705
Jul	11	428831	6384	36104	33064	65480	102	3618	169	4391
Aug	11	451284	6050	35857	34109	69156	102	3476	169	3652
Sep	11	406817	5829	35302	34704	67786	102	3441	169	4705
Oct	11	438275	5136	43575	37856	68333	102	3610	169	4833
Nov	11	431597	8410	48085	42390	61576	102	3432	169	4629
Dec	11	429939	9040	40666	33517	71846	102	3153	169	4345
2015 Jan	11	420147	3900	40475	35817	26818	102	3771	169	4481
Feb	11	368407	930	39387	32009	43511	102	3520	169	4345

Source: (i) M/o. Industries & Production.
(ii) Provincial Bureau of Statistics.

Contd.

5.2 Production of Manufacturing Items

Year/ Month	No. of Reporting Refineries	Petroleum Products (000 Ltrs.)											
		Jet Fuel	Kerosene	Motor Spirit	High Speed Diesel	Diesel Oil N.O.S.	Furnace Oil	Lubri- cating Oil	Jute Batching Oil	Solvent- Neptha	L.P.G.	Petroleum Products N.O.S.	Total Petroleum Products
(2005-2006=100)													
2010-11	4	1054216	143637	1695852	3851414	51700	2566930	221456	3356	1052751	343250	289826	11274387
2011-12	4	890346	156877	1687118	3828574	30230	2282991	234177	3526	923630	341611	264025	10643104
2012-13	4	936028	179871	2056737	4583975	40041	2777820	224823	3489	898671	420457	272492	12394404
2013-14	4	995514	175699	2171499	5088237	60893	3041178	224608	2789	1008195	380597	279584	13428792
2014 Feb	4	91912	8094	173268	417692	6812	282719	18261	315	90241	29481	18979	1138133
Mar	4	91623	24148	18569	418888	7283	256768	18947	219	90270	33236	22323	1150274
Apr	4	85369	14765	178814	397713	3229	219221	14657	161	80408	33942	23429	1050707
May	4	89272	14103	185150	463937	5423	262438	18825	210	102845	28378	26641	1197222
Jun	4	83665	13610	176693	447409	6833	255248	18448	219	111836	30599	29835	1184394
Jul	4	83904	14512	192238	440777	3302	256875	18337	175	91045	33593	21029	1155787
Aug	4	81008	15494	193424	424952	5136	248923	15888	144	84769	28993	19408	1118140
Sep	4	84429	17143	168826	391629	6281	235241	19587	255	84411	28699	22454	1058959
Oct	4	88180	17121	199730	457889	4630	273367	18668	44	92582	33054	15504	1200768
Nov	4	67680	20220	176376	388537	5420	213528	18728	325	82578	30545	24284	1028222
Dec	4	81866	15804	163166	367386	4984	202784	16339	207	85123	28576	22636	994871
2015 Jan	4	75438	13303	179911	424553	3047	257822	13546	196	111543	32202	20723	1132284
Feb	4	74965	13931	162833	400250	3146	246058	13062	293	95310	30355	21258	1061461

Contd.

5.2 Production of Manufacturing Items

Year/month	Manufacture/Assembly of Automobiles (Nos.) (i)							Bicycles (ii)	
	Cars	Jeeps (4x4)	Light commercial vehicles	Trucks	Buses	Motor Cycles	Tractors	No. of reporting factories	Production (Nos.)
(2005-2006=100)									
2010-11	133972	883	19142	2810	490	1638457	70855	5	345272
2011-12	154255	451	20929	2597	568	1649532	48152	5	262096
2012-13	120332	1475	14517	1923	522	1675071	50871	5	232979
2013-14	116281	1217	17477	2674	559	1728137	34524	5	205448
2014 Feb	10318	71	1504	237	60	143195	1275	5	19080
Mar	11480	112	1628	303	35	156607	3401	5	16436
Apr	10726	79	1349	256	26	138110	4007	5	16018
May	10561	181	1308	253	30	155374	4025	5	18012
Jun	9637	127	1465	358	57	137521	1775	5	17881
Jul	7056	70	1257	216	45	144011	2062	5	12226
Aug	11170	120	1441	374	51	146905	3204	5	18178
Sep	12464	143	1671	430	49	140955	6630	5	20912
Oct	11155	117	1476	246	26	144541	3721	5	21064
Nov	10392	96	1351	227	60	145666	4957	5	21110
Dec	10252	105	1563	272	70	13282	3575	5	14723
2015 Jan	13971	64	2082	333	37	146044	3152	5	15089
Feb	11980	75	2589	264	36	142662	4512	5	14840

Contd.

5.2 Production of Manufacturing Items

Year/month	Steel Products (Tonnes) (i)					
	Coke	Pig iron	Billets	H.R. sheets/ strips/plates/ coils	C.R. sheets/ strips/plates/ coils	Galvanized sheets
(2005-2006=100)						
2010-11	301701	433104	3913	358597	87946	5440
2011-12	192876	249135	1403	180087	25910	0
2012-13	203359	201489	0	14969	2383	0
2013-14	31924	89433	0	11605	2484	0
2014 Feb	0	7755	0	8159	0	0
Mar	0	4800	0	2440	898	0
Apr	0	2176	0	0	0	0
May	0	9420	0	8388	0	0
Jun	0	9676	0	2086	1155	0
Jul	15930	10398	36	7675	0	0
Aug	14345	14191	0	9269	1427	0
Sep	23090	25486	1113	17876	0	0
Oct	17977	3333	76	620	0	0
Nov	15880	20842	0	11791	0	0
Dec	26169	29960	493	20388	0	0
2015 Jan	14456	26756	911	3846	0	0
Feb	32974	20455	768	10937	1421	0

Contd.

5.2 Production of Manufacturing Items

Year/month	Cycle Tyres (i)		Cycle Tubes (i)		Motor tyres (ii)		Motor tubes (ii)		Cement (ii)	
	No. of reporting factories	Production (000 Nos.)	No. of reporting factories	Production (000 Nos.)	No. of reporting factories	Production (000 Nos.)	No. of reporting factories	Production (000 Nos.)	No. of reporting factories	Production (000 MT)
(2005-2006=100)										
2010-11	9	2879	9	6534	4	9222	4	19108	21	28716
2011-12	9	3431	9	6846	4	7011	4	20338	21	29557
2012-13	9	3429	9	7746	4	7864	4	20269	21	31055
2013-14	9	4067	9	8033	4	8770	4	20837	21	31303
2014 Feb	9	345	9	673	4	739	4	1738	21	2446
Mar	9	338	9	675	4	748	4	1739	21	2941
Apr	9	343	9	655	4	730	4	1738	21	2845
May	9	327	9	679	4	771	4	1763	21	2755
Jun	9	352	9	641	4	715	4	1755	21	2916
Jul	9	339	9	684	4	772	4	1766	21	2060
Aug	9	380	9	752	4	709	4	1730	21	2392
Sep	9	326	9	706	4	722	4	1731	21	2792
Oct	9	406	9	753	4	726	4	1747	21	2588
Nov	9	428	9	817	4	753	4	1834	21	2760
Dec	9	413	9	745	4	729	4	1753	21	2788
2015 Jan	9	417	9	743	4	730	4	1773	21	2614
Feb	9	423	9	745	4	594	4	1774	21	2602

Source:(i) Provincial Bureaus' of Statistics.

Contd.

(ii) M/o. Industries & Production.

5.2 Production of Manufacturing Items

Year/month	No. of reporting factories	Electric Bulbs (iii) Production (000 Nos.)	No. of reporting factories	Electric Tubes (iii) Production (000 Metres)
2010-11	6	79610	2	1180
2011-12	6	78981	2	1266
2012-13	6	79743	2	0
2013-14	6	75528	2	0
2014 Feb	6	5330	2	0
Mar	6	6053	2	0
Apr	6	5777	2	0
May	6	5254	2	0
Jun	6	5311	2	0
Jul	6	4353	2	3
Aug	6	5344	2	4
Sep	6	5825	2	5
Oct	6	7850	2	6
Nov	6	6515	2	7
Dec	6	6867	2	8
2015 Jan	6	4930	2	9
Feb	6	4681	2	10

Contd.

5.2 Production of Manufacturing Items

Year/month	Sewing Machines (ii)		Electric Motors (ii)		Electric Transformers (ii)		T.V. Sets (iii)	
	No. of reporting factories	Production (Nos.)	No. of reporting factories	Production (Nos.)	No. of reporting factories	Production (Nos.)	No. of reporting factories	Production (Nos.)
(2005-2006=100)								
2010-11	7	47026	23	10469	10	13691	14	425592
2011-12	7	39603	23	9126	10	23683	14	268801
2012-13	7	32876	23	7539	10	26411	14	462938
2013-14	7	19845	23	9891	10	11363	14	426374
2014 Feb	7	1869	23	782	10	694	14	36951
Mar	7	1600	23	874	10	772	14	39931
Apr	7	707	23	877	10	1106	14	34491
May	7	2692	23	879	10	1247	14	34997
Jun	7	2595	23	847	10	1366	14	34718
Jul	7	2032	23	752	10	1939	14	34375
Aug	7	1551	23	814	10	2548	14	36024
Sep	7	583	23	807	10	2822	14	36447
Oct	7	1377	23	810	10	2800	14	37869
Nov	7	1298	23	756	10	2607	14	37037
Dec	7	1536	23	767	10	2164	14	37927
2015 Jan	7	1881	23	766	10	1446	14	36948
Feb	7	1839	23	755	10	1460	14	36093

Source: (i) M/o. Industries & Production
(ii) Provincial Bureaus of Statistics
(iii) Pakistan Electronic Manufacturer Association(PEMA)

6. MONEY & CREDIT

6.1 Reserve Money

(Million Rupees)

Components	2009-10	2010-11	2011-12	2012-13	2013-14
A. Currency in Circulation	1295385	1501411	1673746	1,939,267	2177873
B. Cash in Tills	87673	104852	110055	110,867	139490
C. Other Deposits with SBP	6663	10145	8899	10,523	13147
D. Bank Deposits	289566	349434	396172	475,648	530746
Reserve Money (A+B+C+D)	1679287	1965842	2188872	2,536,305	2861256
Factor affecting Reserve Money (RM)					
A. Government Sector(1+2)	1224942	1222060	1727905	2235863	2432250
1. Budgetary Borrowings	1208651	1200660	1706008	2,212,823	2409794
2. Others	16291	21400	21897	23,040	22456
B. Non-Govt. Sector (1+2+3)	306625	309342	284061	295,111	494563
1. Claims on Scheduled Banks					
(a+b+c+d+e)	312680	315182	288789	300,649	500041
a. Agriculture Sector	55483	53228	52131	52,278	51923
b. Industrial Sector	42107	41943	42336	41,057	42833
c. Export Sector	185541	190460	164768	177,756	160553
d. Housing Sector	--	--	--	--	--
e. Others	29549	29551	29554	29,557	244731
2. Claims on NBFIs	17628	18075	19187	18,537	18597
3. Special a/c debt Repayment	-23683	-23915	-23915	-24,075	-24075
C. Other Items (Net)	-231152	-179695	-211666	-128,620	-555023
D. Net Domestic Assets (A+B+C)	1300415	1351707	1800300	2,402,354	2371790
E. Net Foreign Assets	378872	614134	388572	133,951	489467
F. Reserve Money (D+E)	1679287	1965841	2188872	2,536,305	2861256

Contd.

6.1 Reserve Money

(Million Rupees)

Components	2014			
	Feb.	Mar.	Apr.	May
A. Currency in Circulation	2137141	2116884	2125530	2158947
B. Cash in Tills	120244	137143	116883	119786
C. Other Deposits with SBP1	10661	10726	12839	13623
D. Bank Deposits	480763	472541	466687	439916
Reserve Money (A+B+C+D)	2748809	2737295	2721939	2732272
Factor Affecting Reserve Money (RM)				
A. Government Sector(1+2)	2421784	2300997	2189790	2298976
1. Budgetary Borrowings	2398626	2277916	2175773	2276278
2. Others	23159	23081	23017	22699
B. Non-Govt. Sector (1+2+3)	516695	525673	521265	510926
1. Claims on Scheduled Banks(a+b+c+d+e)	522285	531310	526799	516432
a. Agriculture Sector	52007	51977	51935	51974
b. Industrial Sector	41884	44146	43802	43544
c. Export Sector	190321	181190	177065	166915
d. Housing Sector				--
e. Others	238074	253998	253998	253998
2. Claims on NBFIs	18484	18438	18541	18569
3. Special a/c debt Repayment	-24075	-24075	-24075	-24075
C. Other Items (Net)	-163988	-163359	-250992	-507600
D. Net Domestic Assets (A+B+C)	2774492	2663312	2469064	2302303
E. Net Foreign Assets	-25683	73983	252875	429969
F. Reserve Money (D+E)	2748809	2737295	2721939	2732272

Contd.

6.1 Reserve Money

(Million Rupees)

Components	2014				
	Jun.	Jul.	Aug	Sep	Oct
A. Currency in Circulation	2177873	2312992	2205677	2261802	2328532
B. Cash in Tills	139490	163246	129155	135383	134652
C. Other Deposits with SBP1	13147	13198	13316	13851	13078
D. Bank Deposits	530746	449947	514821	380463	514917
Reserve Money (A+B+C+D)	2861256	2939383	2862969	2791499	2991180
Factor Affecting Reserve Money (RM)					
A. Government Sector(1+2)	2432250	2559021	2539392	2358827	2503978
1. Budgetary Borrowings	2409794	2537861	2520413	2338664	2483292
2. Others	22456	21160	18979	20163	20686
B. Non-Govt. Sector (1+2+3)	494563	501903	465227	499753	531869
1. Claims on Scheduled Banks(a+b+c+d+e)	500041	507774	471067	505393	537484
a. Agriculture Sector	51923	51820	51792	51752	51709
b. Industrial Sector	42833	42733	42109	42260	43819
c. Export Sector	160553	168491	132434	163057	193633
d. Housing Sector	--	--	--	--	--
e. Others	244731	244731	244731	248324	248324
2. Claims on NBFIs	18597	18204	18235	18436	18460
3. Special a/c debt Repayment	-24075	-24075	-24075	-24075	-24075
C. Other Items (Net)	-555023	-576268	-575867	-548711	-496969
D. Net Domestic Assets (A+B+C)	2371790	2484656	2428751	2309869	2538878
E. Net Foreign Assets	489467	454727	434217	481629	452302
F. Reserve Money (D+E)	2861256	2939383	2862969	2791499	2991180

Contd.

6.1 Reserve Money

(Million Rupees)

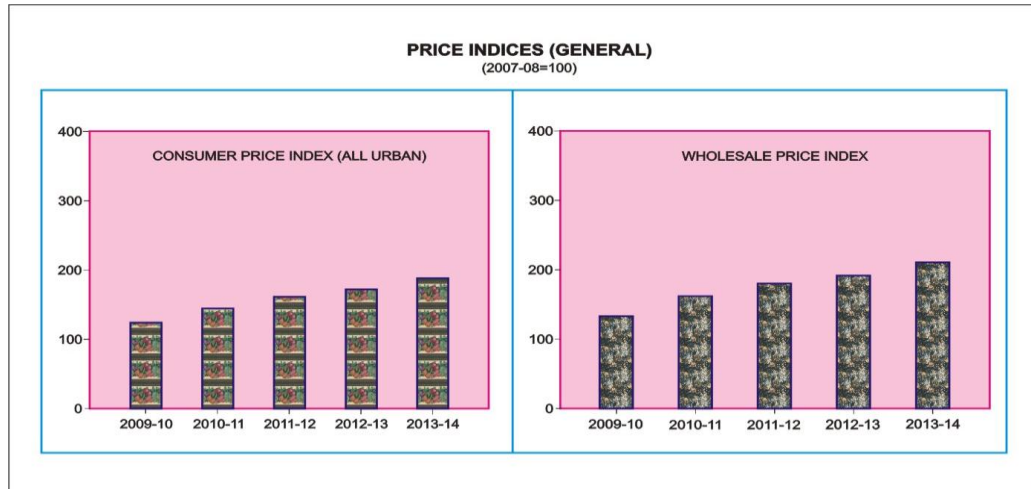
Components	2014		2015	
	Nov.	Dec.	Jan.	Feb.
A. Currency in Circulation	2338976	2301599	2370898	2404755
B. Cash in Tills	134601	137995	120390	126356
C. Other Deposits with SBP1	13007	12904	12959	13059
D. Bank Deposits	417680	328786	541019	483713
Reserve Money (A+B+C+D)	2904264	2781284	3045265	3027882
Factor Affecting Reserve Money (RM)				
A. Government Sector(1+2)	2163013	2008988	2019199	1861005
1. Budgetary Borrowings	2142385	1988544	1997308	1839305
2. Others	20627	20444	21890	21699
B. Non-Govt. Sector (1+2+3)	544453	555116	556558	551848
1. Claims on Scheduled Banks(a+b+c+d+e)	550139	560850	562193	557418
a. Agriculture Sector	51636	51597	51500	51495
b. Industrial Sector	43427	43143	43140	41976
c. Export Sector	206752	212267	213710	210103
d. Housing Sector	--	--	--	--
e. Others	248324	253843	253843	253843
2. Claims on NBFIs	18389	18340	18440	18505
3. Special a/c debt Repayment	-24075	-24075	-24075	-24075
C. Other Items (Net)	-223768	-337829	-81935	-37175
D. Net Domestic Assets (A+B+C)	2483698	2226275	2493821	2375677
E. Net Foreign Assets	420565	555009	551444	652205
F. Reserve Money (D+E)	2904263	2781284	3045265	3027882

Note: 1) Excluding IMP A/c Nos. 1,2 & SAF A/c loan, counterpart funds and deposits of foreign, government, Central Bank, international organizations and deposit money banks
2) Source agency has made some changes in table Monetary Statistics and renamed as Reserve Money
3) P = Provisional

7. PRICE

7.1 Price Indices (General) with Percentage Change

Year / month	Consumer price index (all urban)		Wholesale Price Index	
	index	Annual/monthly rate of change (%)	index	Annual/monthly rate of change (%)
(2007-08 = 100)				
2009-10	128.85	10.10	135.40	13.85
2010-11	146.45	13.66	164.17	21.25
2011-12	162.57	11.01	181.29	10.42
2012-13	174.53	7.36	194.61	7.35
2013-14	189.58	8.62	210.48	8.15
2014 Feb	189.00	-0.32	210.94	-0.14
Mar	190.82	0.96	211.66	0.34
Apr	194.06	1.70	211.88	0.10
May	193.55	-0.26	211.71	-0.08
Jun	194.74	0.61	214.60	1.37
Jul	198.05	1.70	215.76	0.54
Aug	198.70	0.33	214.73	-0.48
Sep	199.40	0.35	215.06	0.15
Oct	199.81	0.21	214.39	-0.31
Nov	198.80	-0.51	212.26	-0.99
Dec	196.79	-1.01	208.25	-1.89
2015 Jan	217.10	0.08	206.11	-1.03
Feb	213.15	-0.92	203.86	-1.09



7.2 Combined Sensitive Price Indicator (SPI) by Quantile

Year/Month	Quantile					
	Q.1	Q.2	Q.3	Q.4	Q.5	Q.6
(2007-08=100)						
2009 - 10	136.80	138.05	140.26	140.03	142.54	139.84
2010 - 11	159.47	161.21	160.54	166.27	168.82	164.03
2011 - 12	170.77	174.11	173.67	181.09	185.59	178.67
2012 - 13	184.04	190.29	189.05	190.39	190.78	189.61
2013-14	201.15	206.95	208.93	210.70	209.74	208.66
2014 Feb	199.49	205.12	208.79	210.92	210.16	208.55
Mar	203.77	209.24	212.77	214.60	213.12	212.08
Apr	203.91	209.58	212.44	214.15	212.68	211.78
May	200.84	207.07	209.95	212.12	211.34	209.80
Jun	203.07	209.47	212.49	214.79	214.05	212.40
Jul	207.04	213.40	216.40	218.64	217.57	216.14
Aug	208.76	214.85	217.62	219.57	218.08	217.08
Sep	209.27	215.18	217.82	219.55	217.76	217.06
Oct	209.21	215.07	217.61	219.21	217.14	216.67
Nov	206.84	212.73	215.65	217.17	214.69	214.45
Dec	203.70	209.85	213.06	214.64	212.03	211.76
2015 Jan	201.92	208.09	211.30	212.83	210.03	209.89
Feb	199.92	205.79	208.78	209.92	206.59	206.98

7.3 Combined Consumer Price Index Numbers by Commodity Groups

Year/month	General	Food & Non - Alcoholic Beverages	Alcoholic Beverages Tobacco	Clothing & Footwear	Housing water, Elec, Gas Fuels	H.hold Equip & Repair, Maintenance	Health	Trans- port	Communi- cation	Recre- ation & Culture	Educa- tion	Restau- and Hotels	Miscellne- ous goods & services
(2007-08=100)													
2009-10	128.85	139.10	136.71	119.22	122.14	123.93	114.33	132.79	109.65	127.87	119.39	140.36	133.63
2010-11	146.45	164.61	151.64	133.35	135.27	135.59	123.79	149.01	122.47	134.62	128.17	164.04	152.45
2011-12	162.57	182.77	165.01	153.45	146.17	160.28	137.97	171.39	122.94	145.35	143.83	185.82	181.47
2012-13	174.53	195.05	191.02	175.58	151.34	179.87	156.56	186.43	126.16	169.07	156.69	203.63	199.49
2013-14	189.58	211.75	223.38	198.01	164.60	195.85	167.15	195.15	129.76	183.77	172.57	228.61	210.15
2014 Feb	189.00	207.34	221.77	199.16	166.96	197.91	167.50	197.33	129.82	183.42	168.48	233.32	212.47
Mar	190.82	211.97	221.82	200.29	166.99	198.85	169.93	196.22	129.85	183.72	168.53	235.52	214.42
Apr	194.06	216.45	221.91	202.73	169.46	200.99	170.58	195.61	129.80	187.95	184.84	236.98	213.15
May	193.55	213.57	223.66	205.01	169.51	202.02	172.45	195.03	129.81	188.47	188.73	238.05	215.29
Jun	194.74	214.50	259.28	206.96	169.53	204.09	172.75	195.27	129.88	188.74	190.90	238.76	215.12
Jul	198.05	220.48	265.82	209.51	171.62	204.42	173.40	198.38	129.85	188.76	191.33	239.23	216.98
Aug	198.70	221.77	266.59	210.19	171.65	205.48	173.42	198.70	129.83	189.02	191.45	239.85	218.63
Sep	199.40	221.77	266.59	210.97	171.70	207.21	174.47	205.10	129.85	189.34	191.93	242.00	219.39
Oct	199.81	221.33	266.62	211.10	173.39	207.48	174.95	204.84	129.85	189.39	192.41	242.78	220.36
Nov	198.80	220.25	266.65	213.01	174.01	208.26	175.37	190.59	129.99	189.55	192.41	242.78	220.35
Dec	196.79	215.18	266.63	213.88	174.04	208.8	176.31	185.17	130.13	189.6	192.41	244.59	220.73
2015 Jan	196.95	214.11	266.62	214.32	176.51	209.37	176.97	181.22	130.13	189.63	192.41	244.90	221.30
Feb	195.13	209.81	266.63	214.49	176.51	209.72	177.16	175.39	130.27	189.67	192.41	246.22	222.81

**7.4: Consumer Price Index Numbers by Major Groups
and Selected Commodities
(2007-2008=100)**

Item and Specification	Weight	Index Numbers			% Change in Feb., 2015 over	
		Feb., 2015	Jan., 2015	Feb., 2014	Jan., 2015	Feb., 2014
<u>General</u>	100.0000	195.13	196.95	189.00	- 0.92	+ 3.24
<u>Food and non-alcoholic Beverages</u>	34.8343	209.81	214.11	207.34	- 2.01	+ 1.19
1 Wheat	0.3477	207.57	207.59	235.76	- 0.01	- 11.96
2 Wheat Flour	4.1648	217.05	219.21	233.21	- 0.99	- 6.93
3 Wheat Product	0.0959	215.48	218.94	222.86	- 1.58	- 3.31
4 Besan	0.1500	178.51	177.30	174.67	+ 0.68	+ 2.20
5 Rice	1.5821	182.50	186.26	194.21	- 2.02	- 6.03
6 Cereals	0.1563	239.75	239.85	232.00	- 0.04	+ 3.34
7 Bakery & Confectionary	1.1550	206.90	206.87	200.07	+ 0.01	+ 3.41
8 Nimco	0.4574	238.91	238.64	222.25	+ 0.11	+ 7.50
9 Meat	2.4303	245.12	244.17	233.63	+ 0.39	+ 4.92
10 Chicken	1.3596	167.07	203.62	191.66	- 17.95	- 12.83
11 Fish	0.2970	220.88	224.92	212.60	- 1.80	+ 3.89
12 Milk Fresh	6.6800	249.59	249.59	234.51	+ 0.00	+ 6.43
13 Milk Products	0.6338	242.74	242.72	228.79	+ 0.01	+ 6.10
14 Milk Powder	0.1129	225.79	224.95	206.77	+ 0.37	+ 9.20
15 Eggs	0.4555	205.49	238.54	206.65	- 13.86	- 0.56
16 Mustard Oil	0.0952	157.49	158.89	159.46	- 0.88	- 1.24
17 Cooking Oil	1.7538	153.35	154.81	162.25	- 0.94	- 5.49
18 Vegetable Ghee	2.0714	149.70	151.78	158.45	- 1.37	- 5.52
19 Dry Fruits	0.2543	252.44	252.91	231.00	- 0.19	+ 9.28
20 Fresh Fruits	1.8649	199.36	203.61	175.77	- 2.09	+ 13.42
21 Pulse Masoor	0.2712	191.16	190.88	174.73	+ 0.15	+ 9.40
22 Pulse Moong	0.2336	313.75	312.54	262.23	+ 0.39	+ 19.65
23 Pulse Mash (Washed)	0.2098	228.22	226.86	192.61	+ 0.60	+ 18.49
24 Pulse Gram	0.2361	179.36	179.94	170.92	- 0.32	+ 4.94
25 Gram Whole	0.1616	180.95	181.39	178.96	- 0.24	+ 1.11
26 Beans	0.0269	236.81	237.78	246.35	- 0.41	- 3.87
27 Potatoes	0.4776	163.90	197.47	194.45	- 17.00	- 15.71
28 Onion	0.5417	139.95	148.71	201.79	- 5.89	- 30.65
29 Tomatoes	0.4496	171.50	170.34	108.68	+ 0.68	+ <u>57.80</u>
30 Fresh Vegetables	1.6571	189.11	213.45	191.66	- 11.40	- 1.33
31 Sugar	1.0445	194.97	193.68	184.62	+ 0.67	+ 5.61
32 Gur	0.0220	253.51	254.72	240.68	- 0.48	+ 5.33
33 Honey	0.0446	303.39	302.61	276.11	+ 0.26	+ 9.88
34 SweetMeat	0.2483	233.47	233.27	224.53	+ 0.09	+ 3.98
35 Beverages	1.1990	206.46	206.18	188.24	+ 0.14	+ 9.68
36 Jam, Tomato Ketchup & Pickles	0.2454	205.02	204.39	191.94	+ 0.31	+ 6.81
37 Condiments	0.2656	255.89	255.21	232.66	+ 0.27	+ 9.98
38 Spices	0.5441	234.85	234.07	218.41	+ 0.33	+ 7.53
39 Tea	0.8377	217.22	215.61	235.26	+ 0.75	- 7.67
<u>Alcoholic Beverages, Tobacco</u>	1.4135	266.63	266.62	221.77	+ 0.00	+ 20.23
40 Cigarettes	1.3906	267.63	267.63	222.30	+ 0.00	+ 20.39
41 Betel Leaves & Nuts	0.0229	206.10	205.14	189.48	+ 0.47	+ 8.77
<u>Clothing and footwear</u>	7.5708	214.49	214.32	199.16	+ 0.08	+ 7.70
42 Cotton Cloth	1.7286	207.71	207.71	185.04	+ 0.00	+ 12.25
43 Woolen Cloth	0.8759	233.21	232.93	221.76	+ 0.12	+ 5.16
44 Readymade Garments	0.9739	213.47	213.31	198.34	+ 0.08	+ 7.63
45 Woolen Readymade Garments	0.3964	240.93	240.56	218.53	+ 0.15	+ 10.25
46 Hosiery	0.5094	225.91	225.79	209.41	+ 0.05	+ 7.88

Contd.

**7.4: Consumer Price Index Numbers by Major Groups
and Selected Commodities
(2007-2008=100)**

Item and Specification	Weight	Index Numbers			% Change in Feb., 2015 over	
		Feb., 2015	Jan., 2015	Feb., 2014	Jan., 2015	Feb., 2014
47 Dopatta	0.4412	231.18	231.18	216.55	+ 0.00	+ 6.76
48 Cleaning and Laundry	0.2110	236.38	236.18	221.48	+ 0.08	+ 6.73
49 Tailoring	0.8840	266.17	265.50	239.91	+ 0.25	+ 10.95
50 Footwear	1.5504	164.41	164.37	163.10	+ 0.02	+ 0.80
<u>Housing, water, Elec., Gas and other fuels</u>	<u>29.4149</u>	<u>176.51</u>	<u>176.51</u>	<u>166.96</u>	+ 0.00	+ 5.72
51 House Rent	21.8149	165.29	165.29	153.82	+ 0.00	+ 7.46
52 Construction Input Items	0.5623	236.82	237.26	226.50	- 0.19	+ 4.56
53 Construction Wage Rates	0.3331	208.81	206.59	193.28	+ 1.07	+ 8.03
54 Water Supply	0.4971	149.92	149.92	149.57	+ 0.00	+ 0.23
55 Electricity	4.3985	231.52	231.52	227.44	+ 0.00	+ 1.79
56 Gas	1.5756	143.81	143.81	143.81	+ 0.00	+ 0.00
57 Kerosene Oil	0.0057	207.40	226.23	294.98	- 8.32	- 29.69
58 Firewood Whole	0.2277	276.56	277.90	266.95	- 0.48	+ 3.60
<u>Furnishing and household equipment maintenance</u>	<u>4.2082</u>	<u>209.72</u>	<u>209.37</u>	<u>197.91</u>	+ 0.17	+ 5.97
59 Furniture	0.3315	202.10	201.28	189.87	+ 0.41	+ 6.44
60 Household Textiles	0.6489	207.67	207.52	196.78	+ 0.07	+ 5.53
61 Household Equipment	0.5936	172.53	172.44	166.76	+ 0.05	+ 3.46
62 Utensils	0.3212	212.31	211.44	199.46	+ 0.41	+ 6.44
63 Plastic Products	0.2547	201.01	200.86	191.61	+ 0.07	+ 4.91
64 Washing Soaps & Detergents	0.7893	224.05	223.21	215.60	+ 0.38	+ 3.92
65 Sewing Needle & Dr Cell	0.1496	184.21	183.97	176.33	+ 0.13	+ 4.47
66 Household Servant	1.0432	227.11	227.11	208.60	+ 0.00	+ 8.87
67 Marriage Hall Charges	0.0762	231.83	231.30	212.59	+ 0.23	+ 9.05
<u>Health</u>	<u>2.1868</u>	<u>177.16</u>	<u>176.97</u>	<u>167.50</u>	+ 0.11	+ 5.77
68 Drugs & Medicines	1.2667	148.15	148.00	142.28	+ 0.10	+ 4.13
69 Medical Equipments	0.0080	222.66	222.46	210.38	+ 0.09	+ 5.84
70 Doctor (MBBS) Clinic Fee	0.5904	238.49	238.49	221.33	+ 0.00	+ 7.75
71 Medical Tests	0.3217	177.69	177.02	166.95	+ 0.38	+ 6.43
<u>Transport</u>	<u>7.2023</u>	<u>175.39</u>	<u>181.22</u>	<u>197.33</u>	- 3.22	- 11.12
72 Motor Vehicles	0.6630	163.87	163.77	162.60	+ 0.06	+ 0.78
73 Motor Vehicle Accessories	0.2439	230.17	230.17	223.06	+ 0.00	+ 3.19
74 Motor Fuel	3.0269	146.87	157.47	193.53	- 6.73	- 24.11
75 Mechanical Service	0.4552	212.34	210.62	201.06	+ 0.82	+ 5.61
76 Motor Vehicle Tax	0.1099	210.18	210.18	153.74	+ 0.00	+ 36.71
77 Transport Services	2.7034	197.55	201.54	208.93	- 1.98	- 5.45
<u>Communication</u>	<u>3.2198</u>	<u>130.27</u>	<u>130.13</u>	<u>129.82</u>	+ 0.11	+ 0.35
78 Postal Services	0.0662	227.44	226.10	215.89	+ 0.59	+ 5.35
79 Communication & Apparatus	3.1536	128.23	128.12	128.01	+ 0.09	+ 0.17
<u>Recreation and culture</u>	<u>2.0227</u>	<u>189.67</u>	<u>189.63</u>	<u>183.42</u>	+ 0.02	+ 3.41
80 Recreation & Culture	0.8634	128.09	128.06	126.96	+ 0.02	+ 0.89
81 Text Books	0.5706	280.89	280.89	267.10	+ 0.00	+ 5.16
82 Newspapers	0.1934	175.42	175.42	172.95	+ 0.00	+ 1.43
83 Stationery	0.3953	199.45	199.33	191.07	+ 0.06	+ 4.39
<u>Education</u>	<u>3.9431</u>	<u>192.41</u>	<u>192.41</u>	<u>168.48</u>	+ 0.00	+ 14.20
84 Education	3.9431	192.41	192.41	168.48	+ 0.00	+ 14.20
<u>Restaurants and hotels</u>	<u>1.2286</u>	<u>246.22</u>	<u>244.90</u>	<u>233.32</u>	+ 0.54	+ 5.53
85 Readymade Food	1.2286	246.22	244.90	233.32	+ 0.54	+ 5.53
<u>Misc. goods and services</u>	<u>2.7550</u>	<u>222.81</u>	<u>221.30</u>	<u>212.47</u>	+ 0.68	+ 4.87
86 Personal Care	1.4935	205.72	205.06	195.35	+ 0.32	+ 5.31
87 Cosmetics	0.3853	190.14	189.35	178.00	+ 0.42	+ 6.82
88 Blades	0.0322	185.88	185.62	182.25	+ 0.14	+ 1.99
89 Personal Equipments	0.8440	269.38	265.97	259.66	+ 1.28	+ 3.74

**7.5 Combined Consumer Price Index Numbers by Quintiles
and Major Commodity Groups
February, 2015
(2007-2008=100)**

Income Quintiles	General	Food and non-alcoholic Beverages	Alcoholic Beverages, Tobacco	Clothing and footwear	Housing, water, Elec., Gas and other fuels	Furnishing and household equipment maintenance	Health	Transport	Communication	Recreation and culture	Education	Restaurants and hotels	Misc. goods and services
------------------	---------	----------------------------------	------------------------------	-----------------------	--	--	--------	-----------	---------------	------------------------	-----------	------------------------	--------------------------

All Urban Combined

Aggregate 195.13 209.81 266.63 214.49 176.51 209.72 177.16 175.39 130.27 189.67 192.41 246.22 222.81

Income Quintile 1 195.84 207.70 275.19 212.61 164.58 211.55 170.40 188.63 118.51 203.20 201.07 246.09 219.95

Income Quintile 2 197.56 208.73 274.74 212.77 174.42 210.19 172.91 181.55 118.56 200.92 199.13 246.88 219.09

Income Quintile 3 197.89 209.12 273.63 213.23 178.63 208.03 174.67 177.81 120.57 197.50 195.31 246.49 220.01

Income Quintile 4 197.41 209.58 272.62 214.02 180.70 206.40 177.24 173.04 124.92 192.33 195.52 246.17 220.40

Income Quintile 5 193.19 211.01 257.32 215.90 176.92 210.63 179.65 174.94 135.70 183.58 190.55 246.12 225.51

**7.6 Combined Consumer Price Index Numbers by Quintile,
Major Commodity Groups for Selected Cities
February, 2015
(2007-2008=100)**

Cities	General	Food and non-alcoholic Beverages	Alcoholic Beverages, Tobacco	Clothing and footwear	Housing, water, Elec., Gas and other fuels	Furnishing and household equipment maintenance	Health	Transport	Communication	Recreation and culture	Education	Restaurants and hotels	Misc. goods and services
--------	---------	----------------------------------	------------------------------	-----------------------	--	--	--------	-----------	---------------	------------------------	-----------	------------------------	--------------------------

Income Quintile 1

Rawalpindi	204.24	214.04	281.25	224.65	185.18	221.00	199.87	198.39	104.44	216.90	246.99	241.66	218.27
Islamabad	207.76	213.73	275.37	221.29	166.40	224.71	200.14	202.60	111.29	303.20	654.39	225.22	224.32
Lahore	188.54	212.96	270.11	197.43	144.38	234.75	186.90	176.34	104.42	215.26	187.24	233.61	257.38
Gujranwala	190.29	203.66	272.76	206.08	162.27	221.52	155.60	172.49	111.41	220.70	157.20	237.05	207.93
Sialkot	183.39	197.50	286.78	171.33	160.73	177.66	138.40	189.51	115.82	302.05	157.25	208.25	194.20
Faisalabad	191.26	200.17	272.04	191.83	174.04	190.66	162.65	186.38	124.07	235.63	147.70	258.87	203.44
Multan	193.04	203.44	263.74	197.82	170.96	204.21	161.51	176.67	137.90	224.74	156.28	248.60	202.41
Sargodha	201.87	196.38	278.73	209.16	205.41	247.68	168.78	229.25	111.88	248.02	158.84	312.81	217.67
Bahawalpur	205.27	200.25	278.76	243.66	200.61	224.96	157.96	175.94	175.92	261.99	208.59	195.98	205.52
Karachi	186.15	201.27	271.72	206.13	147.03	231.88	160.09	154.86	117.33	183.69	158.95	249.70	250.20
Hyderabad	184.21	206.90	276.02	179.56	143.83	184.32	163.76	175.04	112.36	163.01	198.01	230.31	196.83
Sukkur	194.27	200.08	256.90	234.02	163.49	212.81	152.63	160.95	111.36	165.71	223.15	262.34	200.65
Larkana	202.34	202.40	282.82	210.76	195.41	218.17	258.98	164.14	125.28	177.97	164.18	263.19	257.52
Peshawar	201.97	200.97	271.53	260.25	170.39	236.82	191.09	198.83	113.13	265.57	277.77	254.04	293.16
Bannu	204.71	210.82	277.56	194.99	204.66	235.27	152.52	172.20	109.98	233.39	181.03	288.97	221.06
Quetta	189.90	204.27	291.91	171.82	168.17	180.19	164.02	210.65	124.60	176.72	243.72	235.73	197.57
Khuzdar	201.77	217.11	280.32	200.28	163.62	206.21	174.34	206.20	131.06	165.64	183.07	352.50	190.66

Income Quintile 2

Rawalpindi	207.00	215.04	279.69	224.08	189.55	220.26	202.84	216.49	106.14	250.72	256.99	241.79	218.39
Islamabad	204.47	215.11	282.08	229.04	162.19	221.36	188.09	182.58	108.89	227.53	547.22	230.84	215.91
Lahore	187.55	213.13	274.28	196.21	145.80	239.23	179.41	164.69	104.02	215.40	192.75	235.07	251.37
Gujranwala	189.77	203.97	275.38	202.19	165.04	215.04	154.36	167.20	112.28	235.96	146.54	254.13	207.78
Sialkot	181.40	195.92	286.46	175.03	163.20	175.01	141.67	174.38	121.63	329.59	155.96	209.17	179.89
Faisalabad	189.91	200.30	274.12	193.35	176.44	196.56	161.34	178.17	118.84	228.77	138.83	248.05	203.34
Multan	192.41	204.44	263.56	197.50	173.87	200.37	158.08	167.05	130.84	231.07	156.16	245.22	201.27
Sargodha	202.38	196.75	274.26	209.31	208.86	249.22	173.65	203.46	105.24	258.75	169.15	300.53	220.61
Bahawalpur	203.67	200.87	277.58	237.70	201.61	230.37	163.27	155.06	175.25	253.10	184.62	203.92	205.93
Karachi	187.42	203.76	270.16	202.91	150.44	222.83	158.93	156.97	121.22	180.89	165.13	251.10	236.38
Hyderabad	184.51	207.26	274.98	179.92	146.99	186.82	167.72	175.31	113.66	159.42	226.74	231.58	196.95
Sukkur	194.36	201.43	250.13	233.55	167.06	208.00	155.40	162.41	108.78	167.17	218.01	261.36	199.04
Larkana	205.82	206.31	282.02	213.52	198.84	212.85	268.30	168.63	131.60	176.88	166.06	264.43	254.71
Peshawar	201.79	201.80	276.97	262.42	173.29	233.54	185.75	188.40	120.58	244.29	253.56	253.57	286.89
Bannu	202.18	210.25	270.71	194.54	201.33	229.23	152.40	170.97	114.97	219.98	191.38	278.24	234.88
Quetta	189.96	205.88	285.81	172.29	171.71	181.39	164.95	182.17	119.60	178.95	219.37	235.24	197.50
Khuzdar	200.97	217.78	273.77	198.81	156.77	217.81	181.22	195.33	134.13	176.56	178.97	347.50	187.09

Contd.

**7.6 Combined Consumer Price Index Numbers by Quintile,
Major Commodity Groups for Selected Cities
February, 2015
(2007-2008=100)**

Cities	General	Food and non-alcoholic Beverages	Alcoholic Beverages, Tobacco	Clothing and footwear	Housing, water, Elec., Gas and other fuels	Furnishing and household equipment maintenance	Health	Transport	Communication	Recreation and culture	Education	Restaurants and hotels	Misc. goods and services
--------	---------	----------------------------------	------------------------------	-----------------------	--	--	--------	-----------	---------------	------------------------	-----------	------------------------	--------------------------

Income Quintile 3

Rawalpindi	205.99	213.55	275.28	227.21	187.36	217.96	212.00	191.90	110.45	236.71	255.09	244.19	222.71
Islamabad	204.80	216.03	262.66	223.02	156.29	218.91	182.40	183.24	113.01	216.22	707.37	222.92	230.42
Lahore	186.27	214.77	272.22	197.30	136.65	239.39	180.39	161.29	107.06	216.01	183.93	232.88	252.28
Gujranwala	187.54	204.32	274.02	206.13	156.01	209.97	153.53	157.94	116.83	211.78	146.91	236.99	208.09
Sialkot	180.45	196.24	266.89	176.00	157.27	180.55	141.65	161.81	128.72	303.27	150.38	203.58	182.37
Faisalabad	187.83	201.22	269.83	193.04	169.90	196.58	161.52	169.15	120.17	226.86	141.39	236.88	204.07
Multan	190.52	204.38	262.75	195.92	167.87	192.94	159.60	164.45	133.88	221.55	151.19	240.96	201.13
Sargodha	200.25	194.69	272.47	209.54	210.96	248.36	167.26	186.95	110.50	251.48	154.55	307.39	219.34
Bahawalpur	203.44	200.97	283.36	240.96	198.99	233.63	157.07	153.66	175.76	239.54	188.58	205.15	208.67
Karachi	187.13	204.52	272.24	200.57	142.53	217.32	157.19	157.51	123.08	180.02	170.36	253.41	234.01
Hyderabad	182.04	207.14	274.49	180.95	135.78	188.13	166.37	170.81	123.08	162.93	222.19	233.76	199.59
Sukkur	191.37	201.03	251.19	234.33	156.13	210.00	148.75	158.10	110.30	168.65	223.86	256.36	200.17
Larkana	205.86	208.84	272.57	211.41	197.65	211.04	255.05	167.40	132.87	175.38	161.82	261.94	270.90
Peshawar	199.54	200.65	267.85	263.23	166.52	233.98	183.25	191.73	119.17	225.90	266.09	254.60	277.28
Bannu	200.52	210.36	276.64	201.12	197.36	217.47	154.68	160.87	117.65	209.83	176.67	278.13	233.81
Quetta	187.16	205.11	272.81	172.09	166.96	181.21	165.45	166.15	118.98	176.01	232.66	229.31	194.76
Khuzdar	197.77	219.46	268.98	193.96	147.76	215.07	187.97	179.93	136.42	172.28	177.92	340.18	188.69

Income Quintile 4

Rawalpindi	206.53	212.77	272.52	230.79	193.41	221.09	214.02	190.34	112.67	214.80	233.04	246.59	228.11
Islamabad	206.80	216.07	260.13	222.96	162.79	218.24	193.45	186.37	123.81	203.30	628.66	225.83	226.89
Lahore	186.37	215.75	268.76	196.78	150.63	237.56	176.81	155.97	111.81	206.45	182.53	230.62	250.55
Gujranwala	187.88	203.59	267.50	208.24	167.71	198.57	157.52	153.03	122.28	210.34	147.14	237.91	202.70
Sialkot	182.56	197.59	270.30	176.96	171.52	175.29	142.51	161.10	136.20	271.47	150.14	199.80	178.88
Faisalabad	187.25	202.38	268.86	193.90	178.91	196.88	159.91	159.31	123.02	209.96	135.27	238.80	208.30
Multan	191.39	204.28	259.30	197.17	181.58	193.12	155.50	160.29	136.55	210.51	153.34	235.87	205.87
Sargodha	201.05	195.42	267.87	211.18	213.83	254.51	168.52	179.45	116.43	279.35	148.67	305.97	222.07
Bahawalpur	202.68	201.26	276.47	239.03	204.60	227.18	159.85	148.68	175.41	232.42	190.78	197.83	213.33
Karachi	188.31	205.58	272.91	200.89	155.61	222.88	156.94	157.09	127.17	178.23	175.26	254.02	233.56
Hyderabad	183.57	208.43	272.94	180.96	151.05	185.76	167.23	165.01	129.09	163.01	221.17	232.74	202.29
Sukkur	193.17	202.26	241.97	234.15	171.34	210.40	152.29	153.81	116.83	165.95	222.63	254.54	205.60
Larkana	209.62	213.72	249.23	210.40	204.62	209.50	266.66	163.68	140.56	174.19	181.65	262.82	281.96
Peshawar	201.01	201.76	262.62	263.51	177.05	226.55	193.20	183.55	124.35	227.83	251.74	257.22	273.59
Bannu	202.51	212.20	281.62	205.70	197.21	226.51	151.17	168.76	118.25	198.50	175.48	279.54	241.05
Quetta	188.48	204.77	265.25	176.12	174.98	179.84	164.64	168.49	121.79	172.30	241.74	228.83	195.41
Khuzdar	200.78	221.01	275.58	194.65	165.36	222.94	186.89	177.92	139.23	173.17	175.87	328.51	199.58

Contd.

**7.6 Combined Consumer Price Index Numbers by Quintile,
Major Commodity Groups for Selected Cities
February, 2015
(2007-2008=100)**

Cities	General	Food and non-alcoholic Beverages	Alcoholic Beverages, Tobacco	Clothing and footwear	Housing, water, Elec., Gas and other fuels	Furnishing and household equipment maintenance	Health	Transport	Communication	Recreation and culture	Education	Restaurants and hotels	Misc. goods and services
--------	---------	----------------------------------	------------------------------	-----------------------	--	--	--------	-----------	---------------	------------------------	-----------	------------------------	--------------------------

Income Quintile 5

Rawalpindi	208.23	216.62	250.22	231.17	194.80	218.13	205.04	196.21	125.15	199.43	249.96	242.63	253.90
Islamabad	200.55	218.21	241.17	224.56	161.27	223.72	195.89	198.75	128.33	197.93	384.37	227.92	245.03
Lahore	183.40	218.65	242.88	199.35	150.50	229.78	177.40	167.43	125.15	198.81	175.98	236.74	251.38
Gujranwala	184.87	204.66	251.99	211.31	168.24	181.96	155.04	157.68	133.76	191.30	143.54	232.89	210.72
Sialkot	179.66	197.61	247.88	179.92	170.37	173.69	147.85	162.54	138.04	248.40	146.39	202.97	186.51
Faisalabad	185.69	204.66	249.28	193.11	178.93	206.38	155.71	164.46	129.99	200.63	153.66	224.79	215.92
Multan	188.32	207.31	233.62	196.37	181.94	186.11	154.02	168.92	138.73	204.40	154.12	236.17	208.96
Sargodha	205.50	197.81	271.65	220.95	212.47	337.33	163.76	173.91	125.23	239.53	146.12	310.78	238.27
Bahawalpur	202.33	203.40	238.53	239.61	204.68	227.57	154.05	159.61	176.03	228.33	193.04	195.79	221.43
Karachi	188.77	209.23	260.34	203.53	154.18	281.51	157.77	171.67	138.50	172.30	182.39	257.03	235.72
Hyderabad	181.16	210.06	256.92	183.65	151.91	169.36	165.92	169.03	137.96	157.83	215.49	233.70	211.42
Sukkur	192.74	204.56	228.08	234.01	172.28	202.72	147.64	159.59	127.76	166.62	250.72	251.07	211.55
Larkana	209.06	214.43	237.19	209.93	206.08	205.36	278.51	166.80	144.29	165.73	234.96	260.95	269.95
Peshawar	198.73	203.09	242.92	260.74	175.54	222.02	178.12	188.82	130.18	189.60	252.73	253.93	261.53
Bannu	197.36	211.42	283.75	197.24	197.31	198.88	149.13	147.52	121.19	203.56	203.71	295.30	233.98
Quetta	188.41	206.01	232.08	176.65	177.67	166.53	159.11	171.10	129.25	169.68	242.79	234.93	204.02
Khuzdar	196.01	217.90	234.92	200.79	158.18	219.93	175.39	165.26	146.98	177.90	169.37	345.27	223.81

Aggregate

Rawalpindi	207.03	215.17	262.22	230.29	192.13	218.64	207.37	195.45	121.01	207.57	247.74	243.53	245.13
Islamabad	200.48	217.77	245.70	224.43	159.67	223.35	195.01	198.04	127.59	199.80	396.87	227.85	243.21
Lahore	184.55	216.44	260.34	198.01	147.74	232.29	178.16	164.60	118.63	205.15	178.84	234.90	251.48
Gujranwala	187.31	204.12	265.84	207.64	165.86	195.52	155.61	157.60	124.93	207.66	146.10	236.16	207.73
Sialkot	180.64	197.18	265.62	177.40	167.21	175.37	144.13	163.00	134.97	271.60	148.99	203.00	183.44
Faisalabad	187.67	202.01	266.43	193.17	177.07	201.74	159.49	165.92	125.43	215.42	146.22	237.78	209.03
Multan	189.94	205.30	254.25	196.74	177.74	189.99	156.26	167.32	137.07	211.64	153.87	238.01	205.82
Sargodha	202.27	196.06	271.97	212.28	211.09	283.66	168.02	182.10	117.03	255.87	152.01	307.50	225.62
Bahawalpur	203.18	201.53	269.40	240.12	202.71	228.06	157.24	158.05	175.81	238.23	192.43	197.72	213.30
Karachi	187.60	207.01	266.26	202.54	150.94	266.05	157.60	167.74	134.26	175.13	179.88	255.59	235.34
Hyderabad	182.57	208.28	269.99	181.57	148.65	177.59	166.39	168.93	130.43	160.52	218.01	233.11	205.18
Sukkur	192.97	202.06	242.91	234.04	168.18	207.87	151.24	157.84	118.16	166.84	232.55	255.80	204.75
Larkana	206.79	208.82	267.40	211.26	201.59	210.88	265.83	166.13	136.06	173.96	196.01	262.70	268.04
Peshawar	199.79	201.90	264.01	261.80	174.05	225.87	183.00	188.78	126.29	212.31	253.99	254.59	271.48
Bannu	201.36	211.05	277.60	199.72	199.01	218.32	152.02	159.92	117.66	208.13	186.81	283.92	234.56
Quetta	188.57	205.33	256.17	174.64	174.38	175.48	162.99	170.74	123.95	173.32	238.43	232.03	198.59
Khuzdar	200.32	218.47	271.19	197.68	161.89	215.60	181.59	186.43	136.18	172.68	177.29	343.32	196.92

**7.7 Combined Consumer Price Index Numbers by Income Groups/City
and Commodity Groups for all Centers Covered in CPI
February, 2015
(2007-2008=100)**

Cities	General	Food and non-alcoholic Beverages	Alcoholic Beverages, Tobacco	Clothing and footwear	Housing, water, Elec., Gas and other fuels	Furnishing and household equipment maintenance	Health	Transport	Communication	Recreation and culture	Education	Restaurants and hotels	Misc. goods and services	
Rawalpindi	01	207.03	215.17	262.22	230.29	192.13	218.64	207.37	195.45	121.01	207.57	247.74	243.53	245.13
Islamabad	02	200.48	217.77	245.70	224.43	159.67	223.35	195.01	198.04	127.59	199.80	396.87	227.85	243.21
Attock	03	190.38	204.45	255.20	218.62	152.91	206.77	162.73	191.71	118.99	187.90	204.70	240.72	264.86
Jhelum	04	192.22	203.39	263.57	221.33	165.47	208.49	165.27	181.95	125.78	216.00	282.78	226.61	207.15
Lahore	05	184.55	216.44	260.34	198.01	147.74	232.29	178.16	164.60	118.63	205.15	178.84	234.90	251.48
Sahiwal	06	216.05	214.23	266.77	266.93	209.74	224.43	196.86	175.04	135.64	212.70	257.34	283.66	241.02
Gujranwala	07	187.31	204.12	265.84	207.64	165.86	195.52	155.61	157.60	124.93	207.66	146.10	236.16	207.73
Wazirabad	08	193.89	206.15	273.50	204.05	182.08	195.46	148.47	158.95	128.18	215.37	145.18	222.26	208.31
Sialkot	09	180.64	197.18	265.62	177.40	167.21	175.37	144.13	163.00	134.97	271.60	148.99	203.00	183.44
Faisalabad	10	187.67	202.01	266.43	193.17	177.07	201.74	159.49	165.92	125.43	215.42	146.22	237.78	209.03
Jhang	11	203.66	199.69	268.96	269.70	196.87	199.36	229.59	176.76	134.86	218.02	161.32	233.22	209.74
Multan	12	189.94	205.30	254.25	196.74	177.74	189.99	156.26	167.32	137.07	211.64	153.87	238.01	205.82
Muzaffargarh	13	197.88	214.30	257.54	218.60	169.94	196.55	166.43	164.31	141.00	223.62	162.90	265.24	204.41
D. G. Khan	14	206.35	218.97	251.13	236.57	208.23	206.88	156.64	157.45	122.23	195.62	114.17	221.96	184.51
Vehari	15	188.80	203.52	269.26	180.01	179.56	200.19	128.88	159.18	132.02	212.33	167.27	217.17	217.48
Sargodha	16	202.27	196.06	271.97	212.28	211.09	283.66	168.02	182.10	117.03	255.87	152.01	307.50	225.62
Mianwali	17	213.58	215.68	281.86	188.27	248.64	209.02	161.38	164.18	108.40	257.99	137.84	217.91	241.03
Bahawalpur	18	203.18	201.53	269.40	240.12	202.71	228.06	157.24	158.05	175.81	238.23	192.43	197.72	213.30
Bahawalnagar	19	202.91	205.81	259.18	247.35	198.04	245.25	154.76	156.83	124.71	226.38	179.89	314.83	218.24
R. Y. Khan	20	200.11	213.75	266.78	255.41	175.45	214.01	155.18	161.75	126.34	215.18	213.65	272.47	216.94
Karachi	21	187.60	207.01	266.26	202.54	150.94	266.05	157.60	167.74	134.26	175.13	179.88	255.59	235.34
Hyderabad	22	182.57	208.28	269.99	181.57	148.65	177.59	166.39	168.93	130.43	160.52	218.01	233.11	205.18
Nawabshah	23	226.91	221.38	254.56	282.75	197.78	235.33	222.44	167.62	135.75	160.28	475.17	282.45	403.30
Mirpukhas	24	194.94	208.45	276.45	186.81	178.91	181.94	162.21	170.39	114.67	155.09	231.11	282.58	221.37
Mithi	25	207.77	206.35	280.00	190.38	227.91	179.11	154.15	169.49	112.59	132.54	279.07	288.05	248.77
Sukkur	26	192.97	202.06	242.91	234.04	168.18	207.87	151.24	157.84	118.16	166.84	232.55	255.80	204.75
Larkana	27	206.79	208.82	267.40	211.26	201.59	210.88	265.83	166.13	136.06	173.96	196.01	262.70	268.04
Dadu	28	201.50	219.74	265.14	211.78	168.24	211.60	149.89	172.09	119.98	164.15	390.87	255.06	200.82
Peshawar	29	199.79	201.90	264.01	261.80	174.05	225.87	183.00	188.78	126.29	212.31	253.99	254.59	271.48
Mardan	30	226.26	206.54	267.20	284.61	231.84	227.19	172.73	198.33	124.55	238.93	416.37	274.48	302.96
Abbottabad	31	199.25	208.87	263.04	222.54	166.73	273.43	157.13	202.40	148.67	219.04	192.52	284.13	225.20
Bannu	32	201.36	211.05	277.60	199.72	199.01	218.32	152.02	159.92	117.66	208.13	186.81	283.92	234.56
D. I. Khan	33	203.85	220.88	283.73	201.47	204.32	196.54	158.77	156.61	112.29	168.81	206.63	258.55	212.79
Mingora	34	214.17	212.07	278.20	263.00	186.78	226.99	213.55	201.48	130.38	224.20	205.98	300.75	348.32
Quetta	35	188.57	205.33	256.17	174.64	174.38	175.48	162.99	170.74	123.95	173.32	238.43	232.03	198.59
Turbat	36	198.81	203.71	299.10	192.02	204.82	216.43	174.84	150.87	118.58	146.41	174.67	214.90	206.21
Gawadar	37	195.04	212.38	248.63	199.03	171.95	209.96	164.06	157.28	109.09	119.08	206.81	214.56	204.09
Loralai	38	208.65	214.72	268.77	205.88	211.72	179.67	198.08	184.33	114.25	186.98	187.33	285.97	251.51
Khuzdar	39	200.32	218.47	271.19	197.68	161.89	215.60	181.59	186.43	136.18	172.68	177.29	343.32	196.92
D. M. Jamali	40	199.28	210.91	275.14	201.09	178.28	197.33	163.85	178.93	123.19	155.04	224.35	279.92	204.16

7.8 Index Numbers of Wholesale Prices by Commodity Groups

Year / month	General	Agriculture Forestry & Fishery Product	Ores & Minerals electricity gas & water	Food product Beverages & tobacco Textile Apparel & Leather Product	Other transportable Goods	Metal product Machinery & Equipment
(2007-08=100)						
2009-10	135.40	142.02	139.76	135.02	135.41	111.10
2010-11	164.17	183.20	159.13	166.49	155.77	128.10
2011-12	181.29	185.04	182.74	176.07	194.64	152.55
2012-13	194.61	198.23	211.17	188.39	203.93	159.29
2013-14	158.88	165.52	163.62	156.11	162.99	132.02
2014 Feb	210.94	214.62	243.36	201.73	218.22	169.45
Mar	211.66	217.63	243.45	201.93	217.63	169.53
Apr	211.88	221.91	243.12	202.07	213.45	170.06
May	211.71	223.55	242.36	201.29	212.29	170.11
Jun	214.60	228.53	242.45	204.31	214.75	171.26
Jul	215.76	230.64	242.67	205.5	215.63	171.57
Aug	214.72	224.73	242.91	207.15	215.14	172.17
Sep	215.06	225.47	242.99	207.86	214.53	172.76
Oct	214.39	222.72	244.75	208.83	212.36	172.85
Nov	212.26	219.26	247.62	207.9	206.62	172.72
Dec	208.25	213.09	247.2	205.77	199.17	172.37
2015 Jan	206.11	214.9	248.3	204.71	187.85	173.68
Feb	203.86	212.18	246.75	205.52	180.79	173.23

7.9 Index Numbers of Wholesale Prices by Commodities

AGRICULTURE FORESTRY & FISHERY											
Year/month	Wheat	Maize	Rice	Sorghum/ Jowar	Millet/ Bajra	Vegetables	Fresh Fruits	Dry Fruits	Cotton Seeds	Other oil Seeds	Edible Roots Potatoes

(2007-08=100)

2009-10	157.54	115.02	111.40	158.39	107.75	151.74	106.02	137.88	144.08	122.94	162.12
2010-11	159.53	150.61	123.39	195.10	127.61	173.43	129.19	161.97	171.48	141.73	201.45
2011-12	163.44	159.77	149.45	191.12	153.77	211.52	175.48	181.96	189.55	166.98	175.20
2012-13	188.52	174.74	165.42	211.29	177.02	216.66	216.05	181.47	168.92	177.67	162.82
2013-14	227.13	185.28	177.67	279.98	179.06	254.41	226.73	201.66	185.58	178.30	314.12
2014 Feb	246.93	178.62	177.64	277.39	171.25	183.62	195.94	205.28	191.11	183.54	227.80
Mar	250.86	180.57	178.17	289.35	174.91	195.18	213.00	207.33	197.27	183.71	288.60
Apr	232.52	188.84	179.08	304.45	173.13	236.30	258.23	208.07	209.33	172.46	400.84
May	204.31	190.14	179.49	317.54	169.81	211.50	264.24	213.82	220.44	177.64	447.26
Jun	205.99	189.74	180.08	316.79	173.02	205.05	283.76	219.20	219.90	182.36	472.92
Jul	207.97	191.76	179.66	323.08	174.47	247.48	321.25	217.95	231.50	190.46	543.47
Aug	214.37	193.63	180.50	328.11	174.19	304.25	256.65	217.97	216.43	189.39	550.88
Sep	214.19	195.66	181.27	307.35	173.72	322.71	244.99	218.98	192.17	190.46	504.54
Oct	215.03	193.55	182.99	286.45	177.35	302.11	250.21	220.55	186.82	186.54	535.17
Nov	216.76	191.93	181.10	280.16	171.52	285.84	210.77	220.92	188.86	188.07	483.87
Dec	210.79	186.45	172.32	280.16	167.42	213.83	215.51	224.99	192.60	187.36	275.99
2015 Jan	210.71	186.33	168.68	287.71	162.43	199.24	211.03	227.77	199.35	186.61	199.26
Feb	210.66	189.01	166.83	289.98	162.93	180.66	217.00	229.16	208.28	177.61	161.82

Contd.

7.9 Index Numbers of Wholesale Prices by Commodities

Year/month	AGRICULTURE FORESTRY & FISHERY											
	Stimulant & spice crops	Pulses	Sugar crops	Fibre crops	Unmanufactured tobacco	Poultry	Milk from bovine animals	Eggs	Raw animal material / wool	Hides&fur skins wool	Fuel wood in logs	Fishes fresh or chilled
(2007-08=100)												
2009-10	159.91	144.32	208.66	162.63	142.50	156.00	135.32	153.07	88.65	99.97	129.86	137.63
2010-11	212.69	169.24	287.34	280.76	156.10	163.53	157.40	148.79	113.86	106.92	151.43	136.35
2011-12	187.89	212.28	273.92	195.07	167.72	186.89	190.29	180.67	134.34	131.07	190.47	144.71
2012-13	184.68	204.81	267.92	193.56	171.49	178.40	213.81	191.02	138.84	139.08	215.48	191.11
2013-14	316.66	186.74	267.92	217.41	186.62	202.88	225.98	200.17	155.22	145.20	238.11	247.73
2014 Feb	343.03	189.21	267.92	224.80	189.53	193.61	224.56	207.17	158.40	146.68	241.73	244.62
Mar	355.25	191.54	267.92	217.76	190.00	210.42	226.49	246.39	157.45	147.11	242.82	244.62
Apr	371.86	190.93	267.92	209.71	195.81	219.86	230.05	173.18	157.45	145.57	242.38	244.31
May	372.30	198.71	267.92	217.38	196.08	215.25	230.92	158.06	156.33	145.23	243.47	249.76
Jun	472.58	200.37	267.92	220.08	196.08	207.92	240.49	166.88	157.03	145.85	243.47	250.37
Jul	460.25	198.96	267.92	201.65	204.74	206.33	242.57	176.03	164.70	146.12	243.47	246.21
Aug	429.22	194.38	267.92	175.37	206.81	212.06	243.95	218.87	161.50	145.14	243.47	243.89
Sep	404.43	193.89	267.92	182.68	207.00	180.11	248.75	217.31	162.90	145.38	243.47	244.41
Oct	397.61	193.91	267.92	170.48	208.01	172.75	248.92	218.07	173.82	154.93	246.31	247.49
Nov	362.38	202.21	267.92	163.54	212.62	174.87	250.31	241.19	173.82	156.37	250.46	259.83
Dec	354.12	204.27	267.92	155.90	217.23	192.50	251.69	232.79	178.68	157.14	250.46	274.05
2015 Jan	301.52	212.26	287.55	161.74	217.23	209.94	251.69	245.22	181.52	162.19	256.69	288.90
Feb	281.50	212.31	287.55	161.34	217.23	163.19	251.69	205.24	178.52	159.76	259.53	288.48

Contd.

7.9 Index Numbers of Wholesale Prices by Commodities

Year/Month	ORES/MINERALS, GAS & ELECT.				FOOD, BEVERAGES, TOBACCO TEXTILE, APP. LEATHER TEXTILE					
	Coal not Agglomerated	Natural Gas liquified	Salt pure sodium chloride	Electrical Energy	Meat of Animals	Vegetables & fruit Juices	Dried Fruits & Nuts	Fruits & Juices	Vegetable Oil Refined	Vegetable Ghee
(2007-08=100)										
2009-10	109.77	148.27	116.89	135.22	139.74	132.75	152.66	120.39	109.33	94.75
2010-11	120.42	157.03	125.80	166.98	174.86	148.78	170.78	133.20	127.91	118.21
2011-12	149.74	193.29	155.69	176.51	214.40	175.93	197.32	155.58	153.33	141.37
2012-13	209.81	197.43	175.78	226.10	228.80	186.93	219.33	158.67	157.94	141.75
2013-14	223.53	203.85	223.53	281.02	238.93	192.48	221.32	166.33	162.31	141.51
2014 Feb	223.53	203.90	231.42	287.44	240.41	193.91	218.89	166.02	161.68	140.94
Mar	223.53	204.10	231.42	287.44	240.41	191.62	218.74	166.09	164.69	144.11
Apr	223.53	203.39	231.42	287.44	241.31	191.62	218.45	166.33	164.58	142.54
May	223.53	201.77	234.11	287.44	241.31	192.16	218.45	169.52	165.54	141.65
Jun	223.53	201.86	243.18	287.44	243.10	194.02	217.80	170.89	165.47	140.01
Jul	223.53	202.34	243.18	287.44	246.01	194.12	217.80	171.20	164.33	140.35
Aug	223.53	202.79	248.50	287.44	252.65	194.12	219.98	171.34	163.56	139.94
Sep	223.53	202.94	248.50	287.44	256.74	194.12	219.98	171.34	162.58	139.10
Oct	223.53	206.65	247.16	287.44	257.41	196.79	222.26	171.93	163.22	137.60
Nov	223.53	204.85	247.16	295.61	257.41	196.79	227.45	171.93	163.13	137.39
Dec	223.53	203.99	247.16	295.61	257.59	197.07	229.74	171.93	161.32	132.27
2015 Jan	223.53	206.29	247.16	295.61	257.79	198.31	232.57	172.22	159.94	130.81
Feb	223.53	203.03	247.16	295.61	259.95	198.31	228.83	173.27	158.19	129.25

Contd.

7.9 Index Numbers of Wholesale Prices by Commodities

Year / month	FOOD, BEVERAGES, TOBACCO TEXTILE, APP. LEATHER TEXTILE												
	Oil cakes	Processed Liquid Milk	Milk & cream in solid form	Ice cream	Dairy Product N.E.C	Wheat Flour	Other cereal Flour	Sugar Refined	Choco late	Sugar Confectionary	Coffee & Tea	SPICES	Other Food Product

(2007-08=100)

2009-10	133.50	131.72	143.69	133.53	126.71	146.16	102.24	209.80	98.94	101.73	151.22	116.98	186.48
2010-11	150.73	154.76	190.61	139.71	141.43	146.53	135.02	251.13	99.77	101.52	165.31	162.42	244.90
2011-12	149.51	182.39	170.43	155.81	184.52	151.98	163.80	229.24	100.35	100.56	192.23	267.98	301.28
2012-13	166.19	207.70	171.54	172.43	207.02	172.24	194.72	201.93	99.19	101.34	203.24	279.84	319.16
2013-14	191.83	211.76	196.23	210.37	220.93	205.78	139.04	206.98	99.19	102.28	215.49	193.08	308.00
2014 Feb	193.86	210.94	207.03	209.79	218.81	214.84	141.77	192.80	99.19	102.28	213.04	191.33	308.48
Mar	198.60	215.66	207.17	209.79	223.27	217.42	138.58	201.11	99.19	102.28	208.86	191.41	308.40
Apr	207.80	219.13	207.76	209.79	228.17	211.80	140.44	201.00	99.19	102.28	198.66	191.57	308.98
May	219.35	222.76	209.55	218.66	230.41	197.22	139.33	196.99	99.19	102.28	188.38	191.30	293.22
Jun	217.25	223.02	211.32	214.21	235.64	196.01	139.38	208.70	99.19	102.28	185.89	191.67	293.72
Jul	232.05	223.02	212.82	219.91	235.94	195.47	138.16	216.56	99.19	102.28	184.43	191.70	293.72
Aug	212.95	231.82	214.15	219.91	235.94	201.98	136.37	220.01	99.19	102.28	181.34	191.50	294.38
Sep	208.10	234.27	219.41	219.91	235.94	200.80	137.97	231.31	99.19	102.28	183.60	191.60	296.10
Oct	203.69	242.78	221.48	219.91	237.45	202.07	138.03	224.22	99.19	102.28	186.74	188.66	296.60
Nov	198.27	242.78	222.04	219.91	237.72	202.78	140.16	218.74	99.19	102.28	188.05	188.69	296.60
Dec	200.15	245.21	222.24	219.91	238.90	202.20	142.81	204.57	99.19	102.28	188.37	188.69	296.60
2015 Jan	198.84	245.21	222.86	219.91	238.90	200.35	148.21	206.01	99.19	102.28	189.39	189.65	298.01
Feb	197.37	252.28	220.24	219.91	239.22	198.41	148.22	205.44	99.19	102.28	194.48	189.66	298.34

Contd.

7.9 Index number of wholesale prices by commodities

Year/month	FOOD, BEVERAGES, TOBACCO TEXTILE, APP. LEATHER TEXTILE									
	Mineral Water	Beverages	Tobacco Product	Cotton Yarn	Nylon Yarn	Blended Yarn	Woven Fabrics	Cotton Fabrics	Other Fabrics	Silk & Reyon Fabrics
(2007-08=100)										
2009-10	114.20	111.17	131.16	150.86	131.65	157.00	121.53	120.46	115.78	116.19
2010-11	127.10	120.80	168.69	182.87	174.17	195.31	129.39	137.84	126.16	125.75
2011-12	163.62	133.28	175.62	196.06	190.80	194.74	163.54	167.42	154.74	139.06
2012-13	168.78	137.45	208.80	208.38	181.46	193.63	196.76	175.90	166.96	152.04
2013-14	182.07	151.87	246.42	213.03	178.22	198.57	222.82	189.15	182.16	161.87
2014 Feb	181.84	152.12	242.41	218.02	179.07	201.29	226.82	187.77	179.06	161.09
Mar	183.04	155.31	242.41	207.32	177.75	199.15	226.82	189.65	179.75	161.09
Apr	184.22	161.66	242.41	201.07	167.97	193.66	226.82	193.10	192.36	165.36
May	185.23	164.58	242.41	200.83	165.10	191.86	226.82	193.10	194.43	165.85
Jun	185.23	166.38	290.52	200.42	162.34	192.59	226.82	196.81	197.56	165.85
Jul	185.63	167.46	290.52	200.42	161.40	193.60	226.82	196.81	197.56	165.85
Aug	185.63	169.18	290.52	195.72	163.67	193.92	226.82	196.81	203.01	175.35
Sep	185.63	169.40	290.52	192.90	164.84	193.92	226.82	196.81	203.01	175.35
Oct	185.63	171.52	290.52	190.52	164.37	193.92	237.79	200.51	206.11	176.47
Nov	185.63	171.52	290.52	186.79	161.23	194.74	237.79	200.51	206.11	177.28
Dec	185.63	171.52	290.52	177.90	158.14	191.73	258.39	200.51	206.11	177.28
2015 Jan	187.86	171.52	290.52	172.44	156.04	190.28	258.39	200.51	207.48	177.28
Feb	187.86	171.52	290.52	171.00	154.23	185.12	258.39	200.51	209.87	179.89

Contd.

7.9 Index number of wholesale prices by commodities

Year / month	FOOD, BEVERAGES, TOBACCO TEXTILE, APP. LEATHER TEXTILE										
	Towels	Blankets	Bedsheet	Quilt	Woolen Carpets	Synthetic Carpets	Hosiery Product	Ready made Garments	Leather without Hairs	Other Leather N.E.C	Foot wears

(2007-08=100)

2009-10	124.68	112.40	123.12	108.77	103.57	134.23	111.76	109.52	104.89	107.27	101.48
2010-11	141.55	123.47	132.06	128.15	104.56	143.26	126.73	114.24	107.07	112.02	101.48
2011-12	181.78	150.59	165.52	144.49	105.11	147.81	155.38	125.21	109.08	120.09	110.49
2012-13	202.34	179.22	201.81	150.78	106.55	116.43	176.65	137.23	111.60	130.47	134.42
2013-14	231.49	205.36	230.69	166.21	110.96	115.50	191.70	156.73	168.48	288.58	134.22
2014 Feb	234.25	219.66	236.05	172.42	113.69	116.10	195.18	153.12	167.71	370.13	134.22
Mar	234.25	219.66	236.05	172.42	113.69	116.10	195.50	153.12	209.40	339.91	134.22
Apr	242.19	219.66	242.12	172.42	113.69	116.10	196.90	169.94	203.40	314.19	134.22
May	242.19	219.66	242.12	172.42	113.69	116.10	198.64	168.50	212.68	276.72	134.22
Jun	242.19	219.66	242.12	172.42	113.69	116.10	202.13	169.33	223.51	276.72	134.22
Jul	242.19	219.66	242.12	172.42	132.14	116.10	204.27	175.43	223.51	249.44	134.22
Aug	244.18	219.66	242.12	172.42	132.14	125.42	206.13	180.12	216.45	230.78	134.22
Sep	246.16	223.55	242.12	177.63	132.14	126.27	208.91	183.14	212.86	210.44	134.22
Oct	250.33	230.00	247.46	179.47	132.14	126.27	210.35	186.77	212.86	214.36	134.22
Nov	260.85	232.93	249.35	188.74	132.14	126.27	210.35	186.77	215.02	215.39	134.22
Dec	265.62	235.86	253.21	191.05	132.14	126.27	215.35	186.77	215.02	215.39	134.22
2015 Jan	265.62	235.86	253.21	196.84	132.14	126.27	215.35	186.77	215.02	215.39	134.22
Feb	265.62	235.86	253.21	196.84	132.14	126.27	216.06	186.77	215.02	213.42	134.22

Contd.

7.9 Index number of wholesale prices by commodities

Year/month	OTHER TRANSPORTABLE GOODS												
	Timber	Printing Paper	Hard Board	Coke	Motor Sprit	Diesel Oil	Kerosine Oil	Furnace Oil	Mobile Oil	Chemicals	Dying Materials	Fertilizers	Pesticides
(2007-08=100)													
2009-10	118.75	110.69	97.22	116.57	119.93	167.91	167.68	130.09	138.19	107.72	102.23	143.70	124.59
2010-11	127.27	106.84	110.16	139.84	126.84	194.78	196.30	154.78	150.55	123.06	106.61	174.65	135.09
2011-12	139.00	127.83	150.70	159.41	155.00	240.05	241.84	200.78	173.18	144.52	105.67	258.65	164.20
2012-13	149.51	158.66	193.63	163.45	168.70	257.74	260.42	177.08	183.78	154.14	105.42	261.38	195.99
2013-14	170.36	169.84	220.14	163.45	184.99	271.23	283.49	176.90	194.20	171.90	115.91	266.33	227.17
2014 Feb	174.55	169.75	229.17	163.45	190.50	279.46	288.01	182.18	193.09	171.72	107.55	267.25	225.62
Mar	174.55	176.01	229.17	163.45	185.89	279.46	288.01	177.75	194.41	175.87	107.55	264.50	237.58
Apr	178.07	177.81	229.17	163.45	182.98	267.04	288.01	165.65	197.73	176.47	143.77	264.50	237.58
May	178.07	174.58	229.17	163.45	182.40	260.69	288.01	166.52	197.73	176.24	143.77	265.61	237.58
Jun	182.14	172.62	229.17	163.45	182.40	260.69	288.01	172.01	200.28	189.08	143.77	267.48	254.27
Jul	184.69	172.62	229.17	163.45	182.40	260.69	288.01	173.10	201.17	193.10	143.77	268.66	262.86
Aug	184.69	169.34	229.17	163.45	182.40	260.69	288.01	169.47	201.17	194.21	143.77	270.28	270.02
Sep	188.95	169.34	229.17	163.45	180.02	256.53	281.74	171.21	201.17	195.25	143.77	271.20	266.71
Oct	189.35	169.34	229.17	163.45	175.05	254.48	277.92	159.86	201.53	196.00	143.77	270.24	266.71
Nov	190.70	169.34	229.17	163.45	159.11	235.67	254.18	157.65	201.53	198.36	143.77	270.69	266.71
Dec	196.61	169.34	229.17	163.45	142.78	219.90	242.40	134.79	201.53	198.36	143.77	272.69	283.64
2015 Jan	202.05	169.34	229.17	163.45	132.22	195.49	209.53	101.36	201.53	199.84	145.16	274.54	290.15
Feb	202.05	167.70	221.35	163.45	118.71	175.03	178.93	95.56	201.53	197.65	146.55	275.65	290.39

Contd.

7.9 Index number of wholesale prices by commodities

Year / month	OTHER TRANSPORTABLE GOODS												
	Insecti- cides	Paints & Varnishes	Medicines	Soaps & Detergent	Auto Tyers	Plastic Products	Glass Sheets	Other Glass Articles	Ceramics & Sanitary	Bricks Blocks & Tiles	Cement	Bed Foams	Matches
(2007-08=100)													
2009-10	112.11	135.74	108.01	117.69	136.43	123.66	146.16	156.19	126.75	129.58	117.30	105.04	108.52
2010-11	125.88	151.75	115.64	130.52	147.14	135.05	152.83	175.04	129.49	140.85	140.80	113.46	111.73
2011-12	125.90	187.97	117.18	151.04	171.17	179.77	168.41	206.10	136.90	165.89	162.19	126.38	118.84
2012-13	120.85	237.85	138.59	167.01	180.56	193.02	192.56	199.82	158.32	176.20	185.77	141.29	132.57
2013-14	143.37	260.43	139.76	180.26	185.96	201.16	207.04	212.10	182.46	193.91	203.42	148.32	143.20
2014 Feb	136.69	268.31	139.69	181.22	185.73	202.33	207.75	214.09	192.64	195.96	207.30	149.67	143.20
Mar	136.47	268.31	140.31	181.82	185.73	202.33	207.75	214.09	194.56	195.96	207.69	149.67	143.20
Apr	177.92	268.31	140.59	181.82	185.73	202.70	209.86	214.09	199.50	197.05	207.45	149.67	143.20
May	178.94	269.84	141.80	182.20	186.63	203.08	209.86	218.27	199.50	196.15	207.98	149.67	143.20
Jun	181.89	275.71	142.22	183.11	188.21	203.08	209.86	218.27	201.75	200.57	207.76	150.83	143.20
Jul	181.89	275.71	144.21	183.11	188.21	203.08	209.86	218.27	200.07	201.73	207.76	150.83	143.20
Aug	181.05	276.16	144.21	175.81	188.21	205.01	209.86	218.27	200.91	202.38	207.44	150.83	143.20
Sep	178.63	279.37	145.03	176.33	188.28	206.32	209.86	218.27	207.26	203.25	207.79	150.83	143.20
Oct	179.64	280.05	144.59	177.77	188.28	210.90	209.86	227.13	212.17	204.18	210.17	150.83	143.20
Nov	177.41	280.05	144.94	177.83	188.28	214.92	209.86	230.45	212.17	205.47	209.76	155.17	143.20
Dec	172.37	285.78	145.19	178.23	192.43	218.51	226.39	242.20	216.53	206.80	208.92	156.67	143.20
2015 Jan	149.54	288.63	145.19	178.31	192.43	221.88	226.39	242.20	216.53	204.99	208.27	156.67	143.20
Feb	134.91	288.63	145.19	178.31	192.43	222.47	228.76	242.89	216.99	206.92	207.84	156.67	143.20

Contd.

7.9 Index number of wholesale prices by commodities

Year/month	METAL PRODUCT MACHINERY & EQUIP									
	Pig Iron	Steel Bars & Sheets	Pipe Fittings	Steel Products	Engine & Motors	Vacuum Pumps	Air Conditioners	Cultivators	Chuff Cutter	Tractors
(2007-08=100)										
2009-10	129.91	102.51	124.35	117.63	105.29	111.45	143.04	145.95	121.31	137.08
2010-11	128.97	116.14	129.52	125.59	106.23	112.44	147.52	172.18	127.89	152.78
2011-12	128.97	133.06	140.66	152.22	109.07	115.39	165.34	184.47	131.97	177.34
2012-13	128.97	134.92	143.38	162.79	109.07	115.39	174.17	187.71	140.67	161.96
2013-14	128.97	140.15	163.38	169.47	109.07	115.39	180.79	215.46	146.36	188.81
2014 Feb	128.97	139.12	168.33	170.19	109.07	115.39	181.12	226.90	144.94	193.29
Mar	128.97	138.60	168.33	170.24	109.07	115.39	181.12	226.90	149.20	193.29
Apr	128.97	138.13	168.33	170.24	109.07	115.39	181.12	226.90	149.20	214.54
May	128.97	139.53	168.33	170.24	109.07	115.39	181.12	226.90	149.20	214.54
Jun	128.97	144.30	175.34	170.24	109.07	115.39	181.12	226.90	149.20	214.54
Jul	128.97	146.08	175.34	170.24	109.07	115.39	181.12	226.90	149.20	214.54
Aug	128.97	149.75	175.34	170.24	109.07	115.39	195.53	226.90	149.20	214.54
Sep	128.97	151.35	191.63	172.77	109.07	115.39	195.53	226.90	149.20	214.54
Oct	128.97	150.97	191.94	173.74	109.07	115.39	195.53	226.90	149.20	214.54
Nov	128.97	148.95	191.94	173.80	109.07	115.39	195.53	226.90	149.20	214.54
Dec	128.97	145.97	191.94	173.80	109.07	115.39	195.53	226.90	149.20	214.54
2015 Jan	128.97	144.48	191.94	173.80	109.07	115.39	195.53	226.90	149.20	214.54
Feb	128.97	141.59	191.94	173.80	109.07	115.39	196.18	226.90	149.20	214.54

 Contd.

7.9 Index number of wholesale prices by commodities

Year / month	METAL PRODUCT MACHINERY & EQUIP								
	Lathe Machine	Concrete Mixer	Refrige Wash & Sew mach Iron	Electrical Wires	Lighting Equip-ments	Radio & Television	Motor Vehicles	Motor Cycles	Bicycles

(2007-08=100)

2009-10	140.74	132.73	119.22	131.12	108.05	119.91	130.55	113.20	108.90
2010-11	142.43	135.46	138.87	142.63	115.71	122.93	142.13	116.77	134.71
2011-12	147.58	138.83	162.92	160.69	141.05	130.71	155.07	122.52	166.65
2012-13	147.68	138.83	167.54	160.01	147.57	127.52	170.90	125.06	177.20
2013-14	186.40	138.83	188.44	173.65	163.03	126.49	179.74	125.61	181.58
2014 Feb	208.81	138.83	192.33	178.73	162.86	126.49	182.16	125.69	182.84
Mar	208.81	138.83	192.37	178.73	163.27	126.49	184.47	126.15	182.84
Apr	208.81	138.83	195.02	178.73	164.75	126.49	182.75	126.48	182.84
May	208.81	138.83	193.39	179.18	164.95	126.49	182.59	126.70	182.84
Jun	208.81	138.83	195.75	179.18	164.95	126.49	182.59	126.70	182.84
Jul	208.81	138.83	195.93	179.18	164.95	126.49	182.59	126.70	182.84
Aug	208.81	138.83	195.93	179.18	164.95	126.49	182.59	126.92	182.84
Sep	208.81	138.83	196.04	184.79	164.95	126.49	182.59	126.92	182.84
Oct	208.81	138.83	196.81	184.79	164.95	126.49	183.03	126.92	182.84
Nov	208.81	138.83	197.85	184.79	165.30	126.49	183.03	126.92	182.84
Dec	208.81	138.83	198.06	190.43	165.30	126.49	183.03	128.20	182.84
2015 Jan	208.81	138.83	198.06	190.43	168.19	126.49	183.03	128.20	185.63
Feb	208.81	138.83	198.16	190.87	168.19	126.49	183.03	128.20	185.63

Contd.

7.10 Intercity Wholesale Prices of Selected Commodities

Group/Commodity/Item Specification	Unit	City	Prices (Rs.)			% Change in Feb.,2015 Over	
			Feb., 2015	Jan., 2015	Feb., 2014	Jan., 2015	Feb., 2014
1. Agriculture Forestry & Fishery							
001. Wheat							
0111201. WHEAT AVG. QLTY.	100 KG.	LAH	3475.00	3375.00	4062.50	2.96	-14.46
		FAS	3275.00	3293.75	3875.00	-0.57	-15.48
		RAW	3562.50	3525.00	4025.00	1.06	-11.49
		MUL	3300.00	3200.00	3800.00	3.13	-13.16
		GUJ	3312.50	3200.00	3775.00	3.52	-12.25
		SAH	3265.75	3175.00	3562.50	2.86	-8.33
		SAR	3150.00	3025.00	3687.50	4.13	-14.58
		SKT	3175.00	3375.00	4012.50	-5.93	-20.87
		BPR	3337.50	3225.00	3845.00	3.49	-13.20
		GJT	3150.00	3275.00	4061.00	-3.82	-22.43
		KSR	3437.50	3387.50	4000.00	1.48	-14.06
		KAR	3500.00	3400.00	3900.00	2.94	-10.26
		HYD	3320.00	3315.00	3800.00	0.15	-12.63
		SKR	3287.50	3362.50	4000.00	-2.23	-17.81
		LRK	3125.00	3112.50	3500.00	0.40	-10.71
		MPK	3200.00	3250.00	3600.00	-1.54	-11.11
		NWB	3300.00	3500.00	4100.00	-5.71	-19.51
		PSH	3400.00	3342.50	4000.00	1.72	-15.00
		BNU	3200.00	3450.00	3975.00	-7.25	-19.50
002. Maize							
0112201. MAIZE AVG. QLTY.	40 KG.	LAH	1150.00	1150.00	1150.00	0.00	0.00
		FAS	925.00	875.00	1000.00	5.71	-7.50
		RAW	1175.00	1175.00	1175.00	0.00	0.00
		SAR	1025.00	1000.00	1050.00	2.50	-2.38
		KSR	1150.00	1150.00	1150.00	0.00	0.00
		KAR	1420.00	1420.00	970.00	0.00	46.39
		HYD	1100.00	1100.00	1100.00	0.00	0.00
		PSH	960.00	870.00	960.00	10.34	0.00
		BNU	1350.00	1350.00	1160.00	0.00	16.38
		QTA	1390.00	1390.00	1290.00	0.00	7.75
003. Rice							
0113201. RICE BASMATI SUP. QLTY.	40 KG.	LAH	4310.00	4310.00	4800.00	0.00	-10.21
		FAS	4250.00	4250.00	4250.00	0.00	0.00
		RAW	5000.00	5000.00	5150.00	0.00	-2.91
		MUL	3900.00	4100.00	4600.00	-4.88	-15.22
		GUJ	3050.00	3050.00	4750.00	0.00	-35.79
		SKT	3000.00	3000.00	4800.00	0.00	-37.50
		KAR	4700.00	4700.00	4900.00	0.00	-4.08
		HYD	4325.00	4525.00	4650.00	-4.42	-6.99
		MPK	4600.00	4600.00	5000.00	0.00	-8.00
		PSH	3150.00	3150.00	4900.00	0.00	-35.71
		MNG	3600.00	3550.00	4400.00	1.41	-18.18
		QTA	5000.00	5000.00	4700.00	0.00	6.38
0113202. RICE BASMATI BROKEN AVG. QLTY.	40 KG.	LAH	2535.00	2535.00	2760.00	0.00	-8.15
		RAW	3075.00	3075.00	3275.00	0.00	-6.11
		GUJ	2100.00	2100.00	2400.00	0.00	-12.50
		SAH	2000.00	2000.00	2700.00	0.00	-25.93
		SKT	1920.00	1920.00	2420.00	0.00	-20.66
		BPR	2100.00	2100.00	2100.00	0.00	0.00

Contd.

7.10 Intercity Wholesale Prices of Selected Commodities

Group/Commodity/Item Specification	Unit	City	Prices (Rs.)			% Change in Feb.,2015 Over	
			Feb., 2015	Jan., 2015	Feb., 2014	Jan., 2015	Feb., 2014
		GJT	2100.00	2100.00	2505.00	0.00	-16.17
		KSR	2575.00	2575.00	2725.00	0.00	-5.50
		KAR	2760.00	2760.00	2630.00	0.00	4.94
		HYD	2350.00	2350.00	2325.00	0.00	1.08
		SKR	2000.00	2500.00	2300.00	-20.00	-13.04
		LRK	3200.00	3200.00	3200.00	0.00	0.00
		MPK	1500.00	1600.00	2000.00	-6.25	-25.00
		PSH	1550.00	1550.00	2600.00	0.00	-40.38
		BNU	1650.00	1650.00	2100.00	0.00	-21.43
		QTA	3300.00	3300.00	2800.00	0.00	17.86
0113203. RICE IRRI-9 PUNJAB	40 KG.	LAH	2175.00	2175.00	2325.00	0.00	-6.45
		FAS	2750.00	2750.00	2750.00	0.00	0.00
		RAW	2250.00	2250.00	2425.00	0.00	-7.22
		SAR	1800.00	1800.00	1650.00	0.00	9.09
		SKT	1600.00	1600.00	1210.00	0.00	32.23
		QTA	1560.00	1560.00	1460.00	0.00	6.85
0113204. RICE IRRI-6 SINDH	40 KG.	KAR	1720.00	1800.00	1780.00	-4.44	-3.37
		HYD	1500.00	1600.00	1650.00	-6.25	-9.09
		SKR	1200.00	1200.00	1500.00	0.00	-20.00
		LRK	1200.00	1200.00	1260.00	0.00	-4.76
		NWB	1630.00	1630.00	1600.00	0.00	1.88
		PSH	1460.00	1460.00	1600.00	0.00	-8.75
		QTA	1520.00	1520.00	1420.00	0.00	7.04
004. Sorghum / Jowar							
0114201. JOWAR AVG. QLTY.	40 KG.	LAH	1750.00	1750.00	1800.00	0.00	-2.78
		FAS	1250.00	1250.00	1350.00	0.00	-7.41
		SAR	2300.00	2250.00	1900.00	2.22	21.05
		GJT	2000.00	2000.00	2200.00	0.00	-9.09
		KAR	1220.00	1180.00	990.00	3.39	23.23
		HYD	1550.00	1550.00	1400.00	0.00	10.71
		PSH	1450.00	1450.00	1380.00	0.00	5.07
005. Millet / Bajra							
0118201. BAJRA AVG. QLTY.	40 KG.	LAH	1075.00	1175.00	1125.00	-8.51	-4.44
		FAS	930.00	930.00	1020.00	0.00	-8.82
		SAR	1050.00	975.00	1150.00	7.69	-8.70
		GJT	1050.00	932.50	975.00	12.60	7.69
		KAR	1080.00	1080.00	1170.00	0.00	-7.69
		HYD	1000.00	1030.00	1100.00	-2.91	-9.09
		PSH	1160.00	1200.00	1180.00	-3.33	-1.69
006. Vegetables							
0121201. CABBAGE AVG. QLTY.	100 KG.	LAH	1875.00	2050.00	1775.00	-8.54	5.63
		FAS	1500.00	1500.00	1100.00	0.00	36.36
		RAW	1975.00	1975.00	2350.00	0.00	-15.96
		MUL	1700.00	2600.00	1700.00	-34.62	0.00
		SAR	2050.00	2075.00	1350.00	-1.20	51.85
		SKT	3000.00	3000.00	2700.00	0.00	11.11
		KAR	1250.00	1900.00	1020.00	-34.21	22.55
		SKR	1800.00	2250.00	2400.00	-20.00	-25.00
		PSH	2550.00	2100.00	1550.00	21.43	64.52
0121301. CAULIFLOWER AVG. QLTY.	100 KG.	LAH	950.00	1825.00	1250.00	-47.95	-24.00
		FAS	1700.00	1850.00	900.00	-8.11	88.89

Contd.

7.10 Intercity Wholesale Prices of Selected Commodities

Group/Commodity/Item Specification	Unit	City	Prices (Rs.)			% Change in Feb.,2015 Over	
			Feb., 2015	Jan., 2015	Feb., 2014	Jan., 2015	Feb., 2014
0122201. CUCUMBER (KHEERA) AVG. QLTY.	100 KG.	MUL	1500.00	1700.00	1300.00	-11.76	15.38
		SKT	2000.00	2000.00	2000.00	0.00	0.00
		KAR	1450.00	2100.00	1625.00	-30.95	-10.77
		SKR	1350.00	2250.00	1200.00	-40.00	12.50
		MPK	1700.00	1700.00	1200.00	0.00	41.67
		PSH	1900.00	1500.00	1000.00	26.67	90.00
		QTA	3200.00	2200.00	3600.00	45.45	-11.11
		LAH	4175.00	4175.00	4450.00	0.00	-6.18
		FAS	3250.00	4250.00	2100.00	-23.53	54.76
		RAW	3100.00	4350.00	3950.00	-28.74	-21.52
		MUL	3250.00	6250.00	4300.00	-48.00	-24.42
		GUJ	4000.00	5000.00	3000.00	-20.00	33.33
		SAR	3575.00	7950.00	4000.00	-55.03	-10.63
		SKT	5500.00	5500.00	4500.00	0.00	22.22
		KAR	2900.00	2100.00	2830.00	38.10	2.47
		HYD	5000.00	6000.00	5550.00	-16.67	-9.91
		SKR	3000.00	4400.00	2400.00	-31.82	25.00
PSH	5000.00	3500.00	2000.00	42.86	150.00		
0122401. TOMATOES AVG. QLTY.	40 KG.	BNU	4500.00	4500.00	4000.00	0.00	12.50
		QTA	5200.00	7200.00	5000.00	-27.78	4.00
		LAH	1315.00	1315.00	1070.00	0.00	22.90
		FAS	1700.00	1700.00	900.00	0.00	88.89
		RAW	1787.50	1875.00	812.50	-4.67	120.00
		MUL	1500.00	1500.00	775.00	0.00	93.55
		GUJ	2200.00	1625.00	1325.00	35.38	66.04
		SAH	2100.00	2100.00	1600.00	0.00	31.25
		SAR	1850.00	1480.00	1150.00	25.00	60.87
		SKT	2000.00	2000.00	1500.00	0.00	33.33
		BPR	1520.00	1560.00	900.00	-2.56	68.89
		GJT	2200.00	1600.00	1350.00	37.50	62.96
		KAR	1130.00	760.00	370.00	48.68	205.41
		HYD	1250.00	1400.00	825.00	-10.71	51.52
		SKR	757.50	1000.00	565.72	-24.25	33.90
		LRK	1920.00	2000.00	800.00	-4.00	140.00
		MPK	650.00	600.00	250.00	8.33	160.00
PSH	1550.00	1700.00	950.00	-8.82	63.16		
BNU	1600.00	1700.00	850.00	-5.88	88.24		
0123201. PEAS (MATAR) AVG. QLTY.	100 KG.	MNG	2100.00	2100.00	1025.00	0.00	104.88
		QTA	1480.00	1480.00	800.00	0.00	85.00
		LAH	1900.00	5300.00	4250.00	-64.15	-55.29
		FAS	2100.00	5500.00	3250.00	-61.82	-35.38
		RAW	2050.00	4150.00	4450.00	-50.60	-53.93
		GUJ	2250.00	5250.00	4250.00	-57.14	-47.06
		SKT	2000.00	6000.00	7500.00	-66.67	-73.33
		KAR	2900.00	6250.00	3900.00	-53.60	-25.64
		SKR	2500.00	6500.00	5000.00	-61.54	-50.00
		MPK	2500.00	6000.00	4200.00	-58.33	-40.48
		PSH	4100.00	4500.00	5250.00	-8.89	-21.90
BNU	3500.00	5500.00	4750.00	-36.36	-26.32		
QTA	4200.00	6000.00	9000.00	-30.00	-53.33		

Contd.

7.10 Intercity Wholesale Prices of Selected Commodities

Group/Commodity/Item Specification	Unit	City	Prices (Rs.)			% Change in Feb.,2015 Over			
			Feb., 2015	Jan., 2015	Feb., 2014	Jan., 2015	Feb., 2014		
0124101. TURNIP AVG. QLTY.	100 KG.	LAH	875.00	1275.00	1075.00	-31.37	-18.60		
		FAS	700.00	1100.00	700.00	-36.36	0.00		
		RAW	1375.00	1675.00	1225.00	-17.91	12.24		
		MUL	700.00	1100.00	900.00	-36.36	-22.22		
		SKT	1500.00	1500.00	1800.00	0.00	-16.67		
		KAR	1250.00	950.00	825.00	31.58	51.52		
		SKR	800.00	900.00	600.00	-11.11	33.33		
		PSH	1550.00	1800.00	950.00	-13.89	63.16		
		MNG	1700.00	1700.00	1700.00	0.00	0.00		
		QTA	1200.00	1500.00	2000.00	-20.00	-40.00		
0124102. CARROT AVG. QLTY.	100 KG.	LAH	1825.00	2175.00	1075.00	-16.09	69.77		
		FAS	1100.00	1800.00	900.00	-38.89	22.22		
		RAW	1675.00	1775.00	1550.00	-5.63	8.06		
		MUL	1100.00	1300.00	900.00	-15.38	22.22		
		GUJ	1750.00	1750.00	1450.00	0.00	20.69		
		SAR	1250.00	2212.50	1250.00	-43.50	0.00		
		SKT	2250.00	2500.00	2000.00	-10.00	12.50		
		KAR	2450.00	1550.00	710.00	58.06	245.07		
		SKR	1400.00	2000.00	1700.00	-30.00	-17.65		
		MPK	1200.00	1200.00	900.00	0.00	33.33		
		PSH	2250.00	2175.00	1400.00	3.45	60.71		
		MNG	2575.00	2575.00	1850.00	0.00	39.19		
		QTA	2700.00	2200.00	2200.00	22.73	22.73		
		0124201. GARLIC	40 KG.	LAH	6062.50	6425.00	4832.50	-5.64	25.45
FAS	3800.00			3800.00	3650.00	0.00	4.11		
RAW	3700.00			3650.00	3950.00	1.37	-6.33		
SAR	5050.00			5380.00	3700.00	-6.13	36.49		
SKT	6000.00			5100.00	4600.00	17.65	30.43		
GJT	4800.00			4250.00	3500.00	12.94	37.14		
KAR	4100.00			4200.00	3800.00	-2.38	7.89		
HYD	4550.00			4050.00	3450.00	12.35	31.88		
SKR	4000.00			4000.00	3500.00	0.00	14.29		
PSH	5800.00			5000.00	4050.00	16.00	43.21		
MNG	5100.00			4800.00	4100.00	6.25	24.39		
QTA	4600.00			4200.00	6400.00	9.52	-28.13		
0124301. ONIONS DRY AVG. QLTY.	40 KG.			LAH	700.00	750.00	940.00	-6.67	-25.53
				FAS	560.00	560.00	900.00	0.00	-37.78
		RAW	787.50	712.50	1475.00	10.53	-46.61		
		MUL	550.00	570.00	950.00	-3.51	-42.11		
		GUJ	700.00	600.00	1150.00	16.67	-39.13		
		SAH	760.00	760.00	1000.00	0.00	-24.00		
		SAR	504.00	680.00	1100.00	-25.88	-54.18		
		SKT	750.00	600.00	1450.00	25.00	-48.28		
		BPR	620.00	740.00	980.00	-16.22	-36.73		
		GJT	600.00	575.00	1100.00	4.35	-45.45		
		KSR	690.00	725.00	1175.00	-4.83	-41.28		
		KAR	460.00	380.00	900.00	21.05	-48.89		
		HYD	525.00	455.00	780.00	15.38	-32.69		
		SKR	400.00	495.00	880.30	-19.19	-54.56		
LRK	600.00	750.00	1200.00	-20.00	-50.00				
MPK	400.00	380.00	920.00	5.26	-56.52				

Contd.

7.10 Intercity Wholesale Prices of Selected Commodities

Group/Commodity/Item Specification	Unit	City	Prices (Rs.)			% Change in Feb.,2015 Over	
			Feb., 2015	Jan., 2015	Feb., 2014	Jan., 2015	Feb., 2014
0124901. RADDISH AVG. QLTY.	100 KG.	NWB	480.00	600.00	800.00	-20.00	-40.00
		PSH	760.00	700.00	950.00	8.57	-20.00
		BNU	800.00	900.00	1150.00	-11.11	-30.43
		MNG	1040.00	1000.00	1500.00	4.00	-30.67
		QTA	530.00	530.00	1200.00	0.00	-55.83
		RAW	1325.00	1725.00	1250.00	-23.19	6.00
		MUL	900.00	700.00	1100.00	28.57	-18.18
		GUJ	1050.00	1650.00	1250.00	-36.36	-16.00
		SAR	900.00	650.00	1100.00	38.46	-18.18
		SKT	1350.00	2250.00	2000.00	-40.00	-32.50
		KAR	950.00	750.00	650.00	26.67	46.15
		MPK	1000.00	1000.00	1100.00	0.00	-9.09
PSH	1550.00	1100.00	750.00	40.91	106.67		
007. Fresh Fruits							
0131201. BANANA AVG. QLTY.	DOZ.	LAH	47.00	45.25	54.50	3.87	-13.76
		FAS	42.50	42.50	42.50	0.00	0.00
		RAW	73.75	52.50	51.00	40.48	44.61
		MUL	62.50	62.50	42.50	0.00	47.06
		GUJ	47.50	47.50	47.50	0.00	0.00
		SKT	50.00	50.00	65.00	0.00	-23.08
		BPR	52.50	52.50	47.50	0.00	10.53
		GJT	45.50	45.50	45.00	0.00	1.11
		KAR	29.00	29.00	27.00	0.00	7.41
		HYD	39.00	39.00	32.00	0.00	21.88
		SKR	35.00	35.00	21.25	0.00	64.71
		MPK	25.00	25.00	18.00	0.00	38.89
		PSH	45.00	45.00	45.00	0.00	0.00
		MNG	65.00	60.00	55.00	8.33	18.18
		0131701. PAPAYA (PAPETA)	40 KG.	LAH	3700.00	3350.00	2250.00
KAR	3400.00			2700.00	1450.00	25.93	134.48
HYD	3200.00			4000.00	1350.00	-20.00	137.04
MPK	2600.00			2800.00	1800.00	-7.14	44.44
0132301. MALTA AVG. QLTY.	100	LAH	725.00	690.00	825.00	5.07	-12.12
		FAS	600.00	375.00	450.00	60.00	33.33
		RAW	725.00	687.50	637.50	5.45	13.73
		SAR	475.00	350.00	475.00	35.71	0.00
		KAR	650.00	750.00	550.00	-13.33	18.18
		HYD	900.00	900.00	825.00	0.00	9.09
		PSH	650.00	750.00	800.00	-13.33	-18.75
		QTA	340.00	340.00	650.00	0.00	-47.69
0132302. KINO AVG. QLTY.	100	LAH	525.00	725.00	775.00	-27.59	-32.26
		FAS	425.00	350.00	362.50	21.43	17.24
		RAW	425.00	425.00	562.50	0.00	-24.44
		SAR	425.00	360.00	230.00	18.06	84.78
		KAR	325.00	337.50	370.00	-3.70	-12.16
		HYD	500.00	600.00	332.50	-16.67	50.38
		PSH	550.00	550.00	475.00	0.00	15.79
		QTA	340.00	340.00	650.00	0.00	-47.69
0134401. STRAWBURY	40 KG.	LAH	2900.00	2900.00	2775.00	0.00	4.50
		RAW	11750.00	4650.00	8100.00	152.69	45.06
		KAR	8400.00	3800.00	8500.00	121.05	-1.18

Contd.

7.10 Intercity Wholesale Prices of Selected Commodities

Group/Commodity/Item Specification	Unit	City	Prices (Rs.)			% Change in Feb.,2015 Over		
			Feb., 2015	Jan., 2015	Feb., 2014	Jan., 2015	Feb., 2014	
0135101. APPLE AVG. QLTY.	40 KG.	SKR	6000.00	3500.00	3400.00	71.43	76.47	
		LAH	2850.00	2850.00	2666.67	0.00	6.87	
		RAW	2525.00	2425.00	1975.00	4.12	27.85	
		MUL	4000.00	4000.00	2500.00	0.00	60.00	
		KAR	2200.00	1960.00	1500.00	12.24	46.67	
		HYD	2250.00	2350.00	1700.00	-4.26	32.35	
		SKR	2142.00	1770.00	2625.00	21.02	-18.40	
		PSH	2900.00	2900.00	2100.00	0.00	38.10	
		MNG	4000.00	3900.00	2950.00	2.56	35.59	
0135102. APPLE SUP. QLTY.	40 KG.	QTA	3400.00	3000.00	3400.00	13.33	0.00	
		LAH	5050.00	5050.00	4300.00	0.00	17.44	
		RAW	5550.00	5350.00	5125.00	3.74	8.29	
		GJT	4550.00	4550.00	5250.00	0.00	-13.33	
		KAR	3280.00	2720.00	2320.00	20.59	41.38	
		PSH	3200.00	3200.00	3200.00	0.00	0.00	
0135901. GUAVA AVG. QLTY.	40 KG.	MNG	5100.00	4800.00	3800.00	6.25	34.21	
		QTA	4400.00	4000.00	4400.00	10.00	0.00	
		LAH	2540.00	1810.00	1825.00	40.33	39.18	
		RAW	2225.00	2225.00	1875.00	0.00	18.67	
		MUL	2100.00	2300.00	1700.00	-8.70	23.53	
		KAR	1320.00	1240.00	855.00	6.45	54.39	
0136101. WATER MELON	40 KG.	HYD	1600.00	1600.00	1600.00	0.00	0.00	
		PSH	2200.00	2200.00	1250.00	0.00	76.00	
		QTA	1880.00	1480.00	2800.00	27.03	-32.86	
		LAH	1050.00	1050.00	1425.00	0.00	-26.32	
		FAS	700.00	700.00	450.00	0.00	55.56	
		RAW	1375.00	1375.00	1235.00	0.00	11.34	
		MUL	750.00	750.00	750.00	0.00	0.00	
		KSR	925.00	925.00	1150.00	0.00	-19.57	
		KAR	1240.00	1240.00	645.00	0.00	92.25	
		HYD	1400.00	1400.00	1100.00	0.00	27.27	
		SKR	1000.00	1000.00	625.00	0.00	60.00	
		PSH	1100.00	1100.00	750.00	0.00	46.67	
0136102. MUSK MELON (SARDA/GARMA)	40 KG.	QTA	760.00	760.00	750.00	0.00	1.33	
		LAH	1550.00	1550.00	2325.00	0.00	-33.33	
		RAW	1275.00	1275.00	1275.00	0.00	0.00	
		SKT	1200.00	1200.00	1400.00	0.00	-14.29	
0136103. SWEET MELON (KHURBOZA)	40 KG.	KAR	1500.00	1500.00	1220.00	0.00	22.95	
		PSH	1640.00	1640.00	1000.00	0.00	64.00	
		LAH	1750.00	1750.00	1550.00	0.00	12.90	
		RAW	3050.00	3050.00	1675.00	0.00	82.09	
		KAR	2100.00	2100.00	1100.00	0.00	90.91	
008. Dry Fruits	40 KG.	HYD	2500.00	2500.00	1600.00	0.00	56.25	
		0138101. ALMOND KAGZI(IN SHELL)AVG. QLTY.	LAH	21800.00	21800.00	19000.00	0.00	14.74
			RAW	14250.00	14250.00	10900.00	0.00	30.73
			MUL	25000.00	25000.00	17000.00	0.00	47.06
			KAR	20400.00	19600.00	15900.00	4.08	28.30
			HYD	20000.00	20000.00	13650.00	0.00	46.52
			MPK	24000.00	24000.00	14000.00	0.00	71.43
PSH	25000.00	25000.00	19250.00	0.00	29.87			

Contd.

7.10 Intercity Wholesale Prices of Selected Commodities

Group/Commodity/Item Specification	Unit	City	Prices (Rs.)			% Change in Feb.,2015 Over			
			Feb., 2015	Jan., 2015	Feb., 2014	Jan., 2015	Feb., 2014		
0138401. CHHOARA (DRY DATES) AVG. QLTY.	40 KG.	MNG	26400.00	26400.00	23200.00	0.00	13.79		
		QTA	13200.00	13200.00	12600.00	0.00	4.76		
		LAH	3100.00	3100.00	2900.00	0.00	6.90		
		FAS	2300.00	2300.00	1850.00	0.00	24.32		
		RAW	4150.00	4150.00	3775.00	0.00	9.93		
		MUL	3500.00	3300.00	3100.00	6.06	12.90		
		KAR	3900.00	3860.00	3685.00	1.04	5.83		
		HYD	3260.00	3260.00	2850.00	0.00	14.39		
		MPK	2000.00	2000.00	1800.00	0.00	11.11		
		PSH	2300.00	2300.00	2825.00	0.00	-18.58		
0138501. PISTACHIO(WITHOUT SHELL)AVG. QLTY	40 KG.	BNU	3700.00	3700.00	4000.00	0.00	-7.50		
		LAH	74500.00	74500.00	67000.00	0.00	11.19		
		RAW	81250.00	82750.00	89000.00	-1.81	-8.71		
		MUL	81000.00	81000.00	87000.00	0.00	-6.90		
		KAR	82000.00	82000.00	64200.00	0.00	27.73		
		HYD	84000.00	84000.00	85000.00	0.00	-1.18		
		SKR	83500.00	83500.00	96000.00	0.00	-13.02		
0138901. COCONUT DRY AVG. QLTY.	40 KG.	PSH	78000.00	78000.00	71000.00	0.00	9.86		
		QTA	58000.00	58000.00	58000.00	0.00	0.00		
		LAH	10250.00	10250.00	5700.00	0.00	79.82		
		MUL	9300.00	9300.00	7900.00	0.00	17.72		
		GJT	9600.00	9600.00	8200.00	0.00	17.07		
		KAR	9400.00	9400.00	7250.00	0.00	29.66		
		HYD	10200.00	10200.00	7850.00	0.00	29.94		
		SKR	9600.00	9200.00	8000.00	4.35	20.00		
		MPK	9400.00	9400.00	8000.00	0.00	17.50		
		PSH	10000.00	10000.00	8000.00	0.00	25.00		
009. Cotton Seeds	40 KG.	MNG	10400.00	10400.00	8400.00	0.00	23.81		
		FAS	1150.00	1150.00	1275.00	0.00	-9.80		
		MUL	1090.00	1125.00	1225.00	-3.11	-11.02		
		SAH	985.00	985.00	1200.00	0.00	-17.92		
		SAR	1300.00	1237.50	925.00	5.05	40.54		
		SKT	1400.00	1466.00	1150.00	-4.50	21.74		
		KSR	1425.00	1425.00	1425.00	0.00	0.00		
		KAR	2440.00	2040.00	1920.00	19.61	27.08		
		HYD	1200.00	1090.00	964.00	10.09	24.48		
		010. Other Oil Seeds	40 KG.	FAS	2250.00	2500.00	2350.00	-10.00	-4.26
				MUL	2225.00	2350.00	2600.00	-5.32	-14.42
				SAH	1950.00	2425.00	2500.00	-19.59	-22.00
				BPR	2350.00	2650.00	2650.00	-11.32	-11.32
KSR	2750.00			2750.00	2750.00	0.00	0.00		
KAR	2540.00			2540.00	2465.00	0.00	3.04		
HYD	2400.00			2400.00	2300.00	0.00	4.35		
MPK	2000.00			2510.00	2400.00	-20.32	-16.67		
NWB	3200.00			2800.00	3000.00	14.29	6.67		
PSH	3200.00			3200.00	2680.00	0.00	19.40		
011. Edible Roots / Potatoes	40 KG.			KAR	420.00	540.00	870.00	-22.22	-51.72
		HYD	675.00	1000.00	800.00	-32.50	-15.63		

Contd.

7.10 Intercity Wholesale Prices of Selected Commodities

Group/Commodity/Item Specification	Unit	City	Prices (Rs.)			% Change in Feb.,2015 Over			
			Feb., 2015	Jan., 2015	Feb., 2014	Jan., 2015	Feb., 2014		
0151002. POTATOES RED AVG. QLTY.	40 KG.	SKR	580.00	560.00	950.00	3.57	-38.95		
		MPK	400.00	600.00	1000.00	-33.33	-60.00		
		QTA	840.00	840.00	950.00	0.00	-11.58		
		LAH	685.00	900.00	820.00	-23.89	-16.46		
		FAS	600.00	750.00	700.00	-20.00	-14.29		
		RAW	710.00	812.50	1012.50	-12.62	-29.88		
		MUL	590.00	1100.00	750.00	-46.36	-21.33		
		GUJ	650.00	775.00	850.00	-16.13	-23.53		
		SAH	760.00	825.00	940.00	-7.88	-19.15		
		SAR	490.00	880.00	760.00	-44.32	-35.53		
		SKT	800.00	1000.00	950.00	-20.00	-15.79		
		BPR	645.00	840.00	760.00	-23.21	-15.13		
		PSH	840.00	840.00	1000.00	0.00	-16.00		
MNG	1025.00	1025.00	1020.00	0.00	0.49				
012. Stimulant & Spice Crops									
0165201. RED CHILLIES DRY(WHOLE)	40 KG.	LAH	9425.00	9425.00	5900.00	0.00	59.75		
		FAS	7400.00	7800.00	5650.00	-5.13	30.97		
		RAW	9050.00	9250.00	6525.00	-2.16	38.70		
		MUL	7500.00	7900.00	6100.00	-5.06	22.95		
		KAR	9000.00	9000.00	3910.00	0.00	130.18		
		HYD	7500.00	7500.00	6000.00	0.00	25.00		
		MPK	7500.00	7500.00	5500.00	0.00	36.36		
		PSH	8000.00	8200.00	6300.00	-2.44	26.98		
		QTA	10600.00	10600.00	10600.00	0.00	0.00		
		0165401. CUMINSEED WHITE 50 G.PKT.NAT.	EACH	LAH	48.90	48.90	46.80	0.00	4.49
				FAS	48.28	48.28	48.28	0.00	0.00
				RAW	46.00	46.00	46.00	0.00	0.00
				MUL	48.67	48.67	48.67	0.00	0.00
KAR	50.00			50.00	42.00	0.00	19.05		
HYD	52.00			52.00	50.00	0.00	4.00		
MPK	40.45			40.45	40.45	0.00	0.00		
PSH	51.00			51.00	47.00	0.00	8.51		
0165402. CARDAMOM LARGE	40 KG.	MNG	45.00	45.00	50.00	0.00	-10.00		
		QTA	46.00	46.00	46.00	0.00	0.00		
		LAH	98500.00	98500.00	82000.00	0.00	20.12		
		RAW	95500.00	71750.00	72250.00	33.10	32.18		
		MUL	121000.00	121000.00	83000.00	0.00	45.78		
		KAR	116000.00	110000.00	78000.00	5.45	48.72		
		HYD	108000.00	108000.00	78250.00	0.00	38.02		
		MPK	110000.00	110000.00	80000.00	0.00	37.50		
		PSH	122000.00	122000.00	76000.00	0.00	60.53		
		QTA	104000.00	104000.00	84000.00	0.00	23.81		
0165403. CARDAMOM SMALL	KG.	LAH	1175.00	1090.00	1125.00	7.80	4.44		
		RAW	1325.00	1725.00	1775.00	-23.19	-25.35		
		MUL	1300.00	1300.00	1300.00	0.00	0.00		
		KAR	1225.00	1225.00	1355.00	0.00	-9.59		
		HYD	1400.00	1400.00	1400.00	0.00	0.00		
		MPK	1000.00	1000.00	800.00	0.00	25.00		
		PSH	1250.00	1250.00	1150.00	0.00	8.70		
		QTA	925.00	925.00	2600.00	0.00	-64.42		

Contd.

7.10 Intercity Wholesale Prices of Selected Commodities

Group/Commodity/Item Specification	Unit	City	Prices (Rs.)			% Change in Feb.,2015 Over			
			Feb., 2015	Jan., 2015	Feb., 2014	Jan., 2015	Feb., 2014		
0165501. CINNAMON	40 KG.	RAW	9250.00	8450.00	6125.00	9.47	51.02		
		MUL	13250.00	12750.00	8300.00	3.92	59.64		
		KAR	9800.00	9800.00	8000.00	0.00	22.50		
		PSH	10000.00	10000.00	9250.00	0.00	8.11		
		QTA	5100.00	5100.00	5100.00	0.00	0.00		
0165701. GINGER GREEN	40 KG.	LAH	6625.00	6335.00	7250.00	4.58	-8.62		
		FAS	3900.00	5400.00	6500.00	-27.78	-40.00		
		RAW	5450.00	7050.00	7475.00	-22.70	-27.09		
		SAR	4540.00	5760.00	7350.00	-21.18	-38.23		
		SKT	6000.00	5800.00	6000.00	3.45	0.00		
		KAR	4300.00	3700.00	7000.00	16.22	-38.57		
		HYD	5550.00	8000.00	7650.00	-30.63	-27.45		
		SKR	4250.00	4250.00	7500.00	0.00	-43.33		
		PSH	5400.00	5400.00	7000.00	0.00	-22.86		
		MNG	7200.00	8000.00	10800.00	-10.00	-33.33		
		QTA	4600.00	4200.00	6600.00	9.52	-30.30		
013. Pulses									
0170101. KIDNEY BEANS DRY WHOLE (LOBIA)	40 KG.	LAH	5450.00	5450.00	5450.00	0.00	0.00		
		RAW	4825.00	4825.00	4375.00	0.00	10.29		
		MUL	4100.00	4100.00	4100.00	0.00	0.00		
		KSR	5650.00	5650.00	5900.00	0.00	-4.24		
		KAR	4300.00	4300.00	3760.00	0.00	14.36		
		HYD	3000.00	3000.00	3250.00	0.00	-7.69		
		PSH	3650.00	3650.00	5000.00	0.00	-27.00		
		BNU	4500.00	4500.00	5000.00	0.00	-10.00		
		QTA	3000.00	3000.00	3300.00	0.00	-9.09		
		0170401. MASOOR WHOLE AVG. QLTY.	100 KG.	LAH	11200.00	9950.00	10250.00	12.56	9.27
				FAS	9250.00	9250.00	8200.00	0.00	12.80
RAW	11250.00			11250.00	10250.00	0.00	9.76		
MUL	10100.00			10350.00	8450.00	-2.42	19.53		
SAR	10000.00			10750.00	8750.00	-6.98	14.29		
SKT	12000.00			12000.00	9500.00	0.00	26.32		
BPR	11750.00			11750.00	8600.00	0.00	36.63		
GJT	10500.00			10500.00	8750.00	0.00	20.00		
KSR	11150.00			10200.00	9750.00	9.31	14.36		
KAR	10250.00			10250.00	8850.00	0.00	15.82		
HYD	9800.00			9800.00	8450.00	0.00	15.98		
SKR	9500.00			9500.00	9200.00	0.00	3.26		
LRK	10500.00			10600.00	0.00	-0.94	-----		
MPK	10500.00			10500.00	9000.00	0.00	16.67		
PSH	12050.00	12050.00	9450.00	0.00	27.51				
QTA	13500.00	13000.00	11750.00	3.85	14.89				
0170402. MASOOR SPLIT AVG. QLTY.	100 KG.	LAH	11650.00	10800.00	11250.00	7.87	3.56		
		FAS	9900.00	9900.00	9250.00	0.00	7.03		
		RAW	12900.00	12900.00	11250.00	0.00	14.67		
		MUL	10750.00	11100.00	9500.00	-3.15	13.16		
		SAR	12125.00	12600.00	12500.00	-3.77	-3.00		
		SKT	6000.00	6000.00	11250.00	0.00	-46.67		
		BPR	11750.00	12750.00	10000.00	-7.84	17.50		
		GJT	12500.00	12500.00	13000.00	0.00	-3.85		
		KAR	11250.00	11250.00	9400.00	0.00	19.68		

Contd.

7.10 Intercity Wholesale Prices of Selected Commodities

Group/Commodity/Item Specification	Unit	City	Prices (Rs.)			% Change in Feb.,2015 Over	
			Feb., 2015	Jan., 2015	Feb., 2014	Jan., 2015	Feb., 2014
0170901. GRAM WHOLE YELLOW AVG. QLTY.	100 KG.	HYD	11000.00	11500.00	9250.00	-4.35	18.92
		SKR	12500.00	12500.00	11500.00	0.00	8.70
		LRK	12000.00	11600.00	10000.00	3.45	20.00
		MPK	12000.00	11600.00	9600.00	3.45	25.00
		PSH	12050.00	12050.00	9450.00	0.00	27.51
		QTA	14200.00	13600.00	11650.00	4.41	21.89
		LAH	11750.00	8917.50	5500.00	31.76	113.64
		FAS	5400.00	5400.00	6025.00	0.00	-10.37
		RAW	9050.00	9050.00	8750.00	0.00	3.43
		MUL	8300.00	8300.00	8100.00	0.00	2.47
		SAR	5750.00	6075.00	7900.00	-5.35	-27.22
		BPR	9250.00	9250.00	8500.00	0.00	8.82
		GJT	8500.00	8500.00	8500.00	0.00	0.00
		KAR	8300.00	8300.00	8400.00	0.00	-1.19
0170902. GRAM SPLIT AVG. QLTY.	100 KG.	HYD	9000.00	9000.00	9000.00	0.00	0.00
		SKR	9500.00	9500.00	8250.00	0.00	15.15
		MPK	8400.00	8300.00	8500.00	1.20	-1.18
		PSH	8350.00	8350.00	8500.00	0.00	-1.76
		BNU	8500.00	9375.00	9000.00	-9.33	-5.56
		QTA	13500.00	13500.00	12750.00	0.00	5.88
		LAH	6625.00	6512.50	5450.00	1.73	21.56
		FAS	5300.00	5300.00	4775.00	0.00	10.99
		RAW	7100.00	6950.00	6050.00	2.16	17.36
		MUL	6300.00	6750.00	5450.00	-6.67	15.60
		GUJ	7000.00	7000.00	5850.00	0.00	19.66
		SAR	6225.00	6225.00	5250.00	0.00	18.57
		SKT	6200.00	6200.00	7000.00	0.00	-11.43
		BPR	6750.00	6750.00	6000.00	0.00	12.50
GJT	6375.00	6875.00	5950.00	-7.27	7.14		
0170903. MASH WHOLE AVG. QLTY.	100 KG.	KAR	6300.00	6300.00	4900.00	0.00	28.57
		HYD	6500.00	6500.00	6200.00	0.00	4.84
		SKR	6000.00	7000.00	6750.00	-14.29	-11.11
		MPK	6800.00	6500.00	6200.00	4.62	9.68
		PSH	7500.00	7500.00	6100.00	0.00	22.95
		BNU	6500.00	7200.00	6400.00	-9.72	1.56
		QTA	9000.00	9000.00	7700.00	0.00	16.88
		LAH	13400.00	13400.00	9100.00	0.00	47.25
		FAS	10500.00	10500.00	9250.00	0.00	13.51
		RAW	13000.00	13000.00	9750.00	0.00	33.33
		MUL	11900.00	11375.00	9100.00	4.62	30.77
		SKT	13000.00	13000.00	11500.00	0.00	13.04
		KSR	13000.00	13000.00	8850.00	0.00	46.89
		KAR	12250.00	12250.00	8950.00	0.00	36.87
0170904. MASH SPLIT AVG. QLTY.	100 KG.	LAH	15650.00	15650.00	11250.00	0.00	39.11
		FAS	12000.00	12000.00	10675.00	0.00	12.41
		RAW	14250.00	14250.00	12250.00	0.00	16.33
		MUL	13900.00	14250.00	10750.00	-2.46	29.30
		SKT	15000.00	15000.00	12500.00	0.00	20.00
		KSR	15350.00	15350.00	11300.00	0.00	35.84
		KAR	13250.00	13250.00	9650.00	0.00	37.31
		HYD	12500.00	12700.00	9750.00	-1.57	28.21

Contd.

7.10 Intercity Wholesale Prices of Selected Commodities

Group/Commodity/Item Specification	Unit	City	Prices (Rs.)			% Change in Feb.,2015 Over	
			Feb., 2015	Jan., 2015	Feb., 2014	Jan., 2015	Feb., 2014
		SKR	13500.00	13500.00	10500.00	0.00	28.57
		MPK	13400.00	13000.00	11000.00	3.08	21.82
		PSH	15200.00	15150.00	10500.00	0.33	44.76
		MNG	12800.00	13750.00	10400.00	-6.91	23.08
		QTA	17600.00	18200.00	12200.00	-3.30	44.26
0170905. MOONG WHOLE AVG. QLTY.	100 KG.	LAH	12850.00	12850.00	12250.00	0.00	4.90
		FAS	13250.00	13125.00	11250.00	0.95	17.78
		RAW	13750.00	13550.00	11400.00	1.48	20.61
		MUL	12600.00	14300.00	11750.00	-11.89	7.23
		SKT	14000.00	14000.00	10500.00	0.00	33.33
		GJT	14000.00	14500.00	10750.00	-3.45	30.23
		KSR	13650.00	13650.00	12250.00	0.00	11.43
		KAR	13750.00	13250.00	9100.00	3.77	51.10
		SKR	12000.00	11250.00	12000.00	6.67	0.00
		PSH	13700.00	13700.00	11200.00	0.00	22.32
		MNG	13300.00	13100.00	10200.00	1.53	30.39
		QTA	18000.00	18700.00	12300.00	-3.74	46.34
0170906. MOONG SPLIT AVG. QLTY.	100 KG.	LAH	14600.00	13900.00	12550.00	5.04	16.33
		FAS	14500.00	14500.00	12250.00	0.00	18.37
		RAW	14100.00	13900.00	12650.00	1.44	11.46
		MUL	14750.00	14750.00	12100.00	0.00	21.90
		SKT	14000.00	14000.00	12500.00	0.00	12.00
		GJT	15000.00	15500.00	12000.00	-3.23	25.00
		KAR	14750.00	14250.00	11400.00	3.51	29.39
		HYD	15000.00	15500.00	12100.00	-3.23	23.97
		SKR	15000.00	14500.00	14000.00	3.45	7.14
		MPK	16600.00	16800.00	13500.00	-1.19	22.96
		PSH	15550.00	15550.00	11800.00	0.00	31.78
		MNG	15000.00	14800.00	11200.00	1.35	33.93
		QTA	17600.00	18200.00	11900.00	-3.30	47.90
014. Sugar Crops							
0180206. SUGAR CANE (OPEN MARKET)	40 KG.	FAS	177.50	177.50	177.50	0.00	0.00
		HYD	182.00	182.00	175.00	0.00	4.00
		PSH	212.00	212.00	180.00	0.00	17.78
015. Fibre Crops							
0192101. COTTON SPOT RATE EX-KAR.	40 KG.	KAR	5384.00	5398.00	7616.75	-0.26	-29.31
0192201. JUTE BAGS LOCAL	100	LAH	12250.00	12250.00	11250.00	0.00	8.89
		FAS	9000.00	9000.00	9000.00	0.00	0.00
		KAR	11250.00	11250.00	9400.00	0.00	19.68
		PSH	9500.00	9500.00	9500.00	0.00	0.00
016. Unmanufactured Tobacco							
0197001. TOBACCO SIND KARO	40 KG.	SAR	5175.00	5175.00	4200.00	0.00	23.21
		SKR	2200.00	2200.00	2200.00	0.00	0.00
		LRK	2500.00	2500.00	1960.00	0.00	27.55
0197002. TOBACCO DESI(MITHA)	40 KG.	LAH	5450.00	5450.00	5050.00	0.00	7.92
		SAR	6550.00	6550.00	5850.00	0.00	11.97
		HYD	5000.00	5000.00	4000.00	0.00	25.00
		QTA	2800.00	2800.00	2545.00	0.00	10.02
0197003. TOBACCO SUFAID PATHA	40 KG.	MUL	7100.00	7100.00	6600.00	0.00	7.58
		SAR	4795.00	4795.00	3250.00	0.00	47.54
		KAR	2690.00	2690.00	2690.00	0.00	0.00

Contd.

7.10 Intercity Wholesale Prices of Selected Commodities

Group/Commodity/Item Specification	Unit	City	Prices (Rs.)			% Change in Feb.,2015 Over	
			Feb., 2015	Jan., 2015	Feb., 2014	Jan., 2015	Feb., 2014
0197004. TOBACCO HUKKA TWISTED	40 KG.	HYD	4500.00	4500.00	3250.00	0.00	38.46
		QTA	5415.00	5415.00	5415.00	0.00	0.00
		LAH	4450.00	4450.00	4300.00	0.00	3.49
		RAW	2475.00	2475.00	2375.00	0.00	4.21
		MUL	4700.00	4700.00	4300.00	0.00	9.30
		KSR	4650.00	4650.00	4200.00	0.00	10.71
		HYD	5000.00	5000.00	4100.00	0.00	21.95
0197005. TOBACCO HUKKA PREPARED	40 KG.	SKR	3600.00	3600.00	2800.00	0.00	28.57
		QTA	2970.00	2970.00	2970.00	0.00	0.00
		LAH	3850.00	3850.00	3300.00	0.00	16.67
		RAW	1375.00	1375.00	1275.00	0.00	7.84
		MUL	1500.00	1500.00	1000.00	0.00	50.00
		KSR	3700.00	3700.00	3200.00	0.00	15.63
		LRK	1500.00	1500.00	1450.00	0.00	3.45
QTA	1530.00	1530.00	1530.00	0.00	0.00		
017. Poultry							
0215101. CHICKEN FARM(LIVE)	1 KG.	LAH	96.50	134.50	121.50	-28.25	-20.58
		FAS	104.00	140.00	140.00	-25.71	-25.71
		RAW	100.00	141.00	131.50	-29.08	-23.95
		MUL	119.00	149.00	125.00	-20.13	-4.80
		GUJ	101.00	137.00	126.00	-26.28	-19.84
		SKT	102.00	142.00	142.00	-28.17	-28.17
		BPR	120.00	148.00	132.00	-18.92	-9.09
		KAR	141.00	173.00	172.00	-18.50	-18.02
		HYD	135.00	160.00	152.00	-15.63	-11.18
		SKR	145.00	150.00	145.00	-3.33	0.00
		MPK	124.00	154.00	128.00	-19.48	-3.13
		PSH	115.00	160.00	148.00	-28.13	-22.30
		MNG	141.00	210.00	181.00	-32.86	-22.10
		QTA	150.00	180.00	165.00	-16.67	-9.09
018. Raw Milk from Bovine Animals							
0221101. FRESH MILK	40 LTR.	LAH	3000.00	3000.00	2020.00	0.00	48.51
		FAS	2200.00	2200.00	2000.00	0.00	10.00
		RAW	2975.00	2975.00	2650.00	0.00	12.26
		MUL	2450.00	2450.00	2300.00	0.00	6.52
		SAH	2000.00	2000.00	1650.00	0.00	21.21
		SKT	2600.00	2600.00	2200.00	0.00	18.18
		KSR	2225.00	2225.00	2000.00	0.00	11.25
		KAR	3000.00	3000.00	2480.00	0.00	20.97
		HYD	2800.00	2800.00	2650.00	0.00	5.66
		SKR	2800.00	2800.00	2775.00	0.00	0.90
		MPK	2560.00	2560.00	2560.00	0.00	0.00
		PSH	2400.00	2400.00	2200.00	0.00	9.09
		BNU	2600.00	2600.00	2200.00	0.00	18.18
		QTA	2800.00	2800.00	2800.00	0.00	0.00
019. Eggs							
0231001. EGGS FARM CRATE OF 30 DOZ.	EACH	LAH	2580.00	3240.00	2760.00	-20.37	-6.52
		FAS	2580.00	3240.00	2640.00	-20.37	-2.27
		RAW	2590.00	3225.00	2712.50	-19.69	-4.52
		MUL	2500.00	3350.00	2650.00	-25.37	-5.66
		GUJ	2600.00	3360.00	2580.00	-22.62	0.78

Contd.

7.10 Intercity Wholesale Prices of Selected Commodities

Group/Commodity/Item Specification	Unit	City	Prices (Rs.)			% Change in Feb.,2015 Over	
			Feb., 2015	Jan., 2015	Feb., 2014	Jan., 2015	Feb., 2014
		SKT	2600.00	3400.00	2850.00	-23.53	-8.77
		BPR	2580.00	3300.00	2820.00	-21.82	-8.51
		KAR	3330.00	3390.00	2885.00	-1.77	15.42
		HYD	2940.00	3360.00	2950.00	-12.50	-0.34
		SKR	2600.00	3200.00	2680.00	-18.75	-2.99
		MPK	2600.00	3240.00	2760.00	-19.75	-5.80
		PSH	3175.00	3250.00	2625.00	-2.31	20.95
		MNG	2800.00	3415.00	2725.00	-18.01	2.75
		QTA	3000.00	3000.00	3200.00	0.00	-6.25
020. Raw Animal Materials / Wool							
0294201. WOOL PAK. SUPERIOR WHITE	40 KG.	LAH	1575.00	1750.00	775.00	-10.00	103.23
		MUL	2450.00	2550.00	2500.00	-3.92	-2.00
		KAR	3900.00	3700.00	2820.00	5.41	38.30
		BNU	2500.00	2500.00	2500.00	0.00	0.00
0294202. WOOL PAK. SUPERIOR YELLOW	40 KG.	LAH	1375.00	1600.00	862.50	-14.06	59.42
		MUL	1500.00	1900.00	2300.00	-21.05	-34.78
		KAR	3900.00	3700.00	2820.00	5.41	38.30
		BNU	2250.00	2250.00	2250.00	0.00	0.00
0294203. WOOL PAK MEDIUM WHITE	40 KG.	LAH	1300.00	1650.00	740.00	-21.21	75.68
		MUL	1750.00	2050.00	2100.00	-14.63	-16.67
		KAR	3400.00	3200.00	2410.00	6.25	41.08
		BNU	2100.00	2100.00	2100.00	0.00	0.00
0294204. WOOL PAK.MEDIUM YELLOW	40 KG.	LAH	1175.00	1300.00	640.00	-9.62	83.59
		MUL	1300.00	1650.00	1700.00	-21.21	-23.53
		KAR	3100.00	3000.00	2270.00	3.33	36.56
		BNU	1850.00	1850.00	1850.00	0.00	0.00
0294205. WOOL COLOURED LIGHT	40 KG.	LAH	925.00	925.00	825.00	0.00	12.12
		MUL	1050.00	1050.00	1300.00	0.00	-19.23
		KAR	2500.00	2300.00	1900.00	8.70	31.58
		BNU	1600.00	1600.00	1450.00	0.00	10.34
0294206. WOOL COLOURED DARK	40 KG.	LAH	825.00	825.00	800.00	0.00	3.13
		MUL	850.00	850.00	1100.00	0.00	-22.73
		KAR	2300.00	2200.00	1835.00	4.55	25.34
		BNU	1500.00	1500.00	1450.00	0.00	3.45
021. Hides & Fur Skins, Raw							
0295101. HIDES WET SALTED COW MEDIUM	EACH	LAH	2300.00	3100.00	1975.00	-25.81	16.46
		RAW	2550.00	2550.00	1975.00	0.00	29.11
		MUL	2900.00	3100.00	2750.00	-6.45	5.45
		SKT	3000.00	3000.00	2950.00	0.00	1.69
		KSR	2250.00	2250.00	1925.00	0.00	16.88
		KAR	4000.00	4000.00	3900.00	0.00	2.56
		HYD	3000.00	3000.00	2000.00	0.00	50.00
		BNU	1700.00	1700.00	1450.00	0.00	17.24
		QTA	3500.00	3500.00	3000.00	0.00	16.67
0295102. HIDES WET SALTED BUFFALO MEDIUM	EACH	LAH	1900.00	1900.00	1675.00	0.00	13.43
		RAW	2550.00	2550.00	1975.00	0.00	29.11
		MUL	3050.00	3250.00	3400.00	-6.15	-10.29
		SKT	3000.00	3000.00	2950.00	0.00	1.69
		KSR	1800.00	1800.00	1625.00	0.00	10.77
		KAR	2700.00	2700.00	2650.00	0.00	1.89
		HYD	1850.00	1850.00	1850.00	0.00	0.00

Contd.

7.10 Intercity Wholesale Prices of Selected Commodities

Group/Commodity/Item Specification	Unit	City	Prices (Rs.)			% Change in Feb.,2015 Over	
			Feb., 2015	Jan., 2015	Feb., 2014	Jan., 2015	Feb., 2014
0295103. HIDES WET SALTED CALF MEDIUM	EACH	BNU	1900.00	1900.00	1825.00	0.00	4.11
		QTA	2400.00	2400.00	2400.00	0.00	0.00
		LAH	1500.00	1450.00	1225.00	3.45	22.45
		RAW	2150.00	2150.00	1075.00	0.00	100.00
		MUL	1250.00	1450.00	1500.00	-13.79	-16.67
		SKT	700.00	700.00	500.00	0.00	40.00
		KSR	1400.00	1400.00	975.00	0.00	43.59
		KAR	3900.00	3900.00	1700.00	0.00	129.41
		HYD	2050.00	2050.00	2050.00	0.00	0.00
		BNU	900.00	900.00	750.00	0.00	20.00
0295301. SHEEP SKIN MEDIUM	100	QTA	2300.00	2300.00	2300.00	0.00	0.00
		RAW	29500.00	29500.00	23500.00	0.00	25.53
		MUL	29000.00	29000.00	32500.00	0.00	-10.77
		KSR	22000.00	22000.00	22000.00	0.00	0.00
		KAR	42500.00	42500.00	48750.00	0.00	-12.82
		HYD	20500.00	20500.00	20500.00	0.00	0.00
		PSH	35000.00	36500.00	35000.00	-4.11	0.00
0295302. SHEEP SKIN LARGE	100	QTA	50000.00	50000.00	50000.00	0.00	0.00
		LAH	39000.00	39000.00	39000.00	0.00	0.00
		RAW	35500.00	35500.00	29500.00	0.00	20.34
		MUL	34000.00	34000.00	47500.00	0.00	-28.42
		KSR	30500.00	30500.00	30500.00	0.00	0.00
		KAR	55500.00	55500.00	63750.00	0.00	-12.94
		HYD	31500.00	31500.00	31500.00	0.00	0.00
0295401. GOAT SKIN LARGE	100	PSH	52000.00	53500.00	52000.00	-2.80	0.00
		QTA	55000.00	55000.00	60000.00	0.00	-8.33
		LAH	40000.00	40000.00	31000.00	0.00	29.03
		RAW	34500.00	34500.00	28250.00	0.00	22.12
		KSR	37000.00	37000.00	27500.00	0.00	34.55
		KAR	37500.00	37500.00	52750.00	0.00	-28.91
		HYD	36500.00	36500.00	36500.00	0.00	0.00
0295402. GOAT SKIN EXTRA LARGE	100	PSH	35000.00	35000.00	32000.00	0.00	9.38
		QTA	43500.00	43500.00	46500.00	0.00	-6.45
		LAH	50000.00	49000.00	41000.00	2.04	21.95
		RAW	35500.00	35500.00	29750.00	0.00	19.33
		MUL	46500.00	52500.00	57500.00	-11.43	-19.13
		KSR	45000.00	45000.00	39500.00	0.00	13.92
		KAR	49250.00	49250.00	64500.00	0.00	-23.64
0295403. GOAT SKIN MEDIUM	100	HYD	36750.00	36750.00	36750.00	0.00	0.00
		PSH	36000.00	40000.00	35000.00	-10.00	2.86
		QTA	52500.00	52500.00	52500.00	0.00	0.00
		LAH	29000.00	29000.00	29000.00	0.00	0.00
		RAW	29750.00	30750.00	24750.00	-3.25	20.20
		MUL	28000.00	34000.00	37500.00	-17.65	-25.33
		SKT	35000.00	35000.00	42500.00	0.00	-17.65
0295404. GOAT SKIN SMALL	100	KSR	24500.00	24500.00	24500.00	0.00	0.00
		KAR	24500.00	24500.00	46000.00	0.00	-46.74
		PSH	28000.00	29000.00	25000.00	-3.45	12.00
		QTA	37500.00	37500.00	37500.00	0.00	0.00
		LAH	21000.00	21000.00	21000.00	0.00	0.00
		RAW	28750.00	29750.00	23750.00	-3.36	21.05

Contd.

7.10 Intercity Wholesale Prices of Selected Commodities

Group/Commodity/Item Specification	Unit	City	Prices (Rs.)			% Change in Feb.,2015 Over	
			Feb., 2015	Jan., 2015	Feb., 2014	Jan., 2015	Feb., 2014
		SKT	15000.00	15000.00	15000.00	0.00	0.00
		KSR	18500.00	18500.00	18500.00	0.00	0.00
		KAR	26500.00	26500.00	33875.00	0.00	-21.77
		PSH	20000.00	20000.00	18000.00	0.00	11.11
		QTA	27000.00	27000.00	27000.00	0.00	0.00
022. Fuel Wood in Logs							
0313001. FIRE WOOD MIXED DRY	40 KG.	LAH	690.00	690.00	590.00	0.00	16.95
		FAS	380.00	380.00	380.00	0.00	0.00
		RAW	650.00	625.00	537.50	4.00	20.93
		MUL	490.00	450.00	400.00	8.89	22.50
		GJT	470.00	470.00	470.00	0.00	0.00
		KAR	520.00	520.00	455.00	0.00	14.29
		HYD	350.00	350.00	350.00	0.00	0.00
		SKR	375.00	375.00	350.00	0.00	7.14
		LRK	400.00	400.00	425.00	0.00	-5.88
		PSH	650.00	650.00	610.00	0.00	6.56
		MNG	500.00	500.00	500.00	0.00	0.00
		QTA	465.00	465.00	465.00	0.00	0.00
023. Fish Live Fresh or Chilled							
0411901. FISH RAHU RIVER	40 KG.	LAH	10650.00	10650.00	9100.00	0.00	17.03
		RAW	6475.00	6475.00	6125.00	0.00	5.71
		MUL	10450.00	10300.00	9700.00	1.46	7.73
		HYD	8000.00	8000.00	8000.00	0.00	0.00
		SKR	10500.00	10500.00	8800.00	0.00	19.32
		PSH	9000.00	9500.00	7600.00	-5.26	18.42
0411902. FISH RAHU SEA	40 KG.	KAR	4100.00	4100.00	3100.00	0.00	32.26
0411903. FISH SURMAI (SEA)	40 KG.	KAR	8800.00	8800.00	7600.00	0.00	15.79
<u>2. Ores/Minerals, Elec., Gas & Water</u>							
024. Coal not Agglomerated							
1101001. COAL	MT.	LAH	14250.00	14250.00	14250.00	0.00	0.00
025. Natural Gas Liquified							
1202001. SUI GAS GENERAL INDUSRIAL USE	MMBTU	KAR	571.23	571.23	571.23	0.00	0.00
1202002. LPG	KG.	LAH	99.75	144.50	114.75	-30.97	-13.07
		RAW	120.00	140.00	132.50	-14.29	-9.43
		KAR	90.00	120.00	112.50	-25.00	-20.00
		PSH	140.00	170.00	150.00	-17.65	-6.67
		QTA	150.00	165.00	130.00	-9.09	15.38
1202003. CNG	KG.	KAR	73.93	73.93	70.20	0.00	5.31
026. Salt & Pure Sodium Chloride							
1620001. SALT CRUSHED LAHORI	40 KG.	LAH	195.00	195.00	195.00	0.00	0.00
		RAW	345.00	345.00	305.00	0.00	13.11
		MUL	280.00	280.00	280.00	0.00	0.00
		GJT	240.00	240.00	125.00	0.00	92.00
		KAR	325.00	325.00	325.00	0.00	0.00
		SKR	275.00	275.00	275.00	0.00	0.00
		PSH	200.00	200.00	200.00	0.00	0.00
1620002. SEA SALT	40 KG.	LAH	195.00	195.00	195.00	0.00	0.00
		FAS	400.00	400.00	400.00	0.00	0.00
		KAR	122.50	122.50	122.50	0.00	0.00
		HYD	130.00	130.00	130.00	0.00	0.00
		NWB	300.00	300.00	250.00	0.00	20.00

Contd.

7.10 Intercity Wholesale Prices of Selected Commodities

Group/Commodity/Item Specification	Unit	City	Prices (Rs.)			% Change in Feb.,2015 Over	
			Feb., 2015	Jan., 2015	Feb., 2014	Jan., 2015	Feb., 2014
027. Electrical Energy							
1710011. ELECTRICITY TARRIF B1	KWH.	KAR	14.83	14.83	14.75	0.00	0.54
1710012. ELECTRICITY TARRIF B2	KWH.	KAR	14.85	14.85	14.77	0.00	0.54
1710013. ELECTRICITY TARRIF B3	KWH.	KAR	15.15	15.15	15.15	0.00	0.00
1710014. ELECTRICITY TARRIF B4	KWH.	KAR	14.96	14.96	14.96	0.00	0.00
1710021. ELECTRICITY TARIFF-D1	KWH.	KAR	11.14	11.14	10.66	0.00	4.50
1710022. ELECTRICITY TARIFF-D2	KWH.	KAR	12.79	12.79	11.89	0.00	7.57
3. Food,Beverages,Tobacco,Textiles,Leather							
3a) Food Products, Beverages & Tobacco							
028. Meat of Animals							
2111101. BEEF	40 KG.	LAH	11200.00	11200.00	10700.00	0.00	4.67
		FAS	9300.00	9300.00	8500.00	0.00	9.41
		RAW	8550.00	8550.00	8550.00	0.00	0.00
		MUL	9300.00	8800.00	8800.00	5.68	5.68
		SAR	10200.00	10200.00	10000.00	0.00	2.00
		GJT	10000.00	10000.00	10000.00	0.00	0.00
		KAR	10800.00	10800.00	8300.00	0.00	30.12
		HYD	9550.00	9550.00	9550.00	0.00	0.00
		PSH	10950.00	10000.00	9900.00	9.50	10.61
		MNG	10000.00	10000.00	10000.00	0.00	0.00
		QTA	15000.00	15000.00	11500.00	0.00	30.43
2111601. MUTTON	40 KG.	LAH	25250.00	25250.00	23600.00	0.00	6.99
		FAS	19750.00	19750.00	18000.00	0.00	9.72
		RAW	24350.00	24350.00	22650.00	0.00	7.51
		MUL	20600.00	20600.00	20200.00	0.00	1.98
		KAR	21600.00	21600.00	16800.00	0.00	28.57
		HYD	19600.00	19600.00	19250.00	0.00	1.82
		PSH	22500.00	22500.00	22000.00	0.00	2.27
		MNG	16000.00	16000.00	16000.00	0.00	0.00
		QTA	23200.00	23200.00	21200.00	0.00	9.43
029. Vegetables & Fruit Juice							
2133101. TOMATO KETCHUP 300 GM.	DOZ.	LAH	815.00	815.00	815.00	0.00	0.00
		FAS	892.20	892.20	892.20	0.00	0.00
		RAW	1010.00	1010.00	862.50	0.00	17.10
		MUL	960.00	960.00	876.00	0.00	9.59
		GJT	910.00	910.00	900.00	0.00	1.11
		KAR	780.00	780.00	780.00	0.00	0.00
		HYD	724.00	724.00	724.00	0.00	0.00
		SKR	936.72	936.72	1052.90	0.00	-11.03
		MPK	772.00	772.00	772.00	0.00	0.00
		PSH	1080.00	1080.00	960.00	0.00	12.50
		MNG	920.00	920.00	816.00	0.00	12.75
		QTA	828.00	828.00	828.00	0.00	0.00
2133901. CHILLES & LIME PKL.IN OIL 340 G.	DOZ.	LAH	1017.00	1017.00	1017.00	0.00	0.00
		RAW	1137.50	1137.50	1137.50	0.00	0.00
		KAR	1032.00	1032.00	960.00	0.00	7.50
		MPK	992.76	992.76	992.76	0.00	0.00
		PSH	1080.00	1080.00	1080.00	0.00	0.00
		QTA	938.00	938.00	938.00	0.00	0.00

Contd.

7.10 Intercity Wholesale Prices of Selected Commodities

Group/Commodity/Item Specification	Unit	City	Prices (Rs.)			% Change in Feb.,2015 Over	
			Feb., 2015	Jan., 2015	Feb., 2014	Jan., 2015	Feb., 2014
030. Dried Fruits & Nuts							
2141101. KISHMISH(RAISIN) AVG. QLTY.	40 KG.	LAH	9000.00	9000.00	9000.00	0.00	0.00
		RAW	8100.00	8100.00	8100.00	0.00	0.00
		MUL	11750.00	11250.00	8100.00	4.44	45.06
		KAR	9500.00	9500.00	9000.00	0.00	5.56
		HYD	9400.00	9400.00	8500.00	0.00	10.59
		MPK	11500.00	11500.00	11500.00	0.00	0.00
		PSH	7600.00	7600.00	7200.00	0.00	5.56
		BNU	8650.00	8650.00	8650.00	0.00	0.00
		QTA	5100.00	5100.00	5100.00	0.00	0.00
2141301. GROUND NUT WITH SHELL AVG. QLTY.	40 KG.	LAH	4450.00	4450.00	4750.00	0.00	-6.32
		RAW	3975.00	3975.00	4025.00	0.00	-1.24
		MUL	3900.00	4100.00	4100.00	-4.88	-4.88
		KAR	6900.00	8200.00	6875.00	-15.85	0.36
		HYD	4500.00	4500.00	4600.00	0.00	-2.17
		MPK	4300.00	4300.00	3000.00	0.00	43.33
		PSH	5600.00	5600.00	5600.00	0.00	0.00
		QTA	3850.00	3850.00	3850.00	0.00	0.00
031. Fruit Juices							
2142901. ROOHAFZA(SHARBAT)	DOZ.	LAH	1512.00	1512.00	1480.00	0.00	2.16
		FAS	1560.00	1560.00	1500.00	0.00	4.00
		RAW	1610.00	1575.00	1532.50	2.22	5.06
		MUL	1540.00	1540.00	1500.00	0.00	2.67
		GUJ	1700.00	1600.00	1530.00	6.25	11.11
		BPR	1560.00	1560.00	1500.00	0.00	4.00
		GJT	1700.00	1650.00	1520.00	3.03	11.84
		KAR	1560.00	1560.00	1500.00	0.00	4.00
		HYD	1560.00	1560.00	1510.00	0.00	3.31
		SKR	1590.00	1590.00	1500.00	0.00	6.00
		LRK	1550.00	1550.00	1560.00	0.00	-0.64
		PSH	1560.00	1560.00	1420.00	0.00	9.86
		BNU	1570.00	1570.00	1470.00	0.00	6.80
		MNG	1560.00	1560.00	1520.00	0.00	2.63
		QTA	1596.00	1596.00	1596.00	0.00	0.00
2142902. JAM-E-SHREEN	DOZ.	LAH	1550.00	1550.00	1440.00	0.00	7.64
		FAS	1550.00	1550.00	1500.00	0.00	3.33
		RAW	1690.00	1610.00	1595.00	4.97	5.96
		MUL	1545.00	1545.00	1520.00	0.00	1.64
		GUJ	1650.00	1560.00	1520.00	5.77	8.55
		BPR	1560.00	1560.00	1520.00	0.00	2.63
		KAR	1560.00	1560.00	1500.00	0.00	4.00
		HYD	1560.00	1560.00	1510.00	0.00	3.31
		SKR	1550.00	1550.00	1500.00	0.00	3.33
		PSH	1560.00	1560.00	1430.00	0.00	9.09
		BNU	1550.00	1550.00	1470.00	0.00	5.44
		MNG	1560.00	1560.00	1520.00	0.00	2.63
2142903. FRUIT JUICE TETRA PACK	DOZ.	LAH	190.00	190.00	150.00	0.00	26.67
		FAS	157.50	157.50	144.00	0.00	9.38
		RAW	157.50	157.50	137.50	0.00	14.55
		MUL	135.00	135.00	135.00	0.00	0.00
		KAR	136.00	136.00	136.00	0.00	0.00

Contd.

7.10 Intercity Wholesale Prices of Selected Commodities

Group/Commodity/Item Specification	Unit	City	Prices (Rs.)			% Change in Feb.,2015 Over	
			Feb., 2015	Jan., 2015	Feb., 2014	Jan., 2015	Feb., 2014
		HYD	130.00	130.00	130.00	0.00	0.00
		SKR	180.00	180.00	180.00	0.00	0.00
		PSH	129.00	129.00	129.00	0.00	0.00
		QTA	110.00	110.00	110.00	0.00	0.00
2142904. LEMON/ORANGE SQUASH MITCHELS(730ML)	DOZ.	LAH	1540.00	1540.00	1540.00	0.00	0.00
		FAS	1560.00	1560.00	1560.00	0.00	0.00
		RAW	1710.00	1615.00	1615.00	5.88	5.88
		MUL	1612.00	1612.00	1612.00	0.00	0.00
		KAR	1560.00	1560.00	1400.00	0.00	11.43
		HYD	1620.00	1620.00	1620.00	0.00	0.00
		PSH	1500.00	1500.00	1410.00	0.00	6.38
2142905. MUREEY BREWERY (TOPS)	DOZ.	LAH	495.00	495.00	495.00	0.00	0.00
		RAW	1125.00	1055.00	1055.00	6.64	6.64
		KSR	435.00	435.00	435.00	0.00	0.00
2149201. APL/MNG/ORG/MIX. FRUIT JAM 450 G.	DOZ.	LAH	1455.00	1455.00	1455.00	0.00	0.00
		RAW	1490.00	1405.00	1337.50	6.05	11.40
		KAR	1184.00	1184.00	1184.00	0.00	0.00
		MPK	1183.00	1183.00	1183.00	0.00	0.00
		PSH	1520.00	1520.00	1390.00	0.00	9.35
		QTA	1320.00	1320.00	1320.00	0.00	0.00
2149202. MANGO/MIXED PICKLE IN OIL 340 G.	DOZ.	LAH	1080.00	1080.00	1080.00	0.00	0.00
		RAW	1137.50	1137.50	1137.50	0.00	0.00
		KAR	1032.00	1032.00	960.00	0.00	7.50
		MPK	992.76	992.76	992.76	0.00	0.00
		PSH	1080.00	1080.00	1080.00	0.00	0.00
		QTA	936.00	936.00	936.00	0.00	0.00
032. Vegetable Oils Refined							
2154101. SOYABEAN COOKING OIL TIN	5 LTR.	LAH	940.00	940.00	940.00	0.00	0.00
		FAS	900.00	900.00	960.00	0.00	-6.25
		RAW	875.00	905.00	982.50	-3.31	-10.94
		MUL	932.00	932.00	1024.00	0.00	-8.98
		KAR	995.00	995.00	985.00	0.00	1.02
		HYD	934.00	966.18	1024.00	-3.33	-8.79
		SKR	940.00	940.00	985.00	0.00	-4.57
		MPK	970.00	970.00	970.00	0.00	0.00
		PSH	1050.00	1050.00	987.50	0.00	6.33
		BNU	1000.00	1000.00	1000.00	0.00	0.00
		QTA	915.00	915.00	915.00	0.00	0.00
2154301. SUN FLOWER COOKING OIL	5 LTR.	LAH	940.00	940.00	940.00	0.00	0.00
		FAS	810.00	800.00	875.00	1.25	-7.43
		RAW	875.00	905.00	982.50	-3.31	-10.94
		MUL	850.00	850.00	1045.00	0.00	-18.66
		GJT	990.00	1045.00	1045.00	-5.26	-5.26
		KAR	1007.50	1007.50	985.00	0.00	2.28
		HYD	840.00	880.00	880.00	-4.55	-4.55
		SKR	840.00	840.00	880.00	0.00	-4.55
		PSH	990.00	990.00	1062.50	0.00	-6.82
		MNG	900.00	900.00	920.00	0.00	-2.17
		QTA	900.00	900.00	900.00	0.00	0.00
2154401. MUSTARD & RAPE SEED OIL.	40 KG.	LAH	5550.00	5850.00	5650.00	-5.13	-1.77
		RAW	7225.00	7275.00	7275.00	-0.69	-0.69

Contd.

7.10 Intercity Wholesale Prices of Selected Commodities

Group/Commodity/Item Specification	Unit	City	Prices (Rs.)			% Change in Feb.,2015 Over				
			Feb., 2015	Jan., 2015	Feb., 2014	Jan., 2015	Feb., 2014			
2154801. COTTON SEED OIL	40 KG.	MUL	5050.00	5300.00	5550.00	-4.72	-9.01			
		KSR	5525.00	5750.00	5550.00	-3.91	-0.45			
		KAR	6300.00	6300.00	6500.00	0.00	-3.08			
		HYD	5400.00	5400.00	5600.00	0.00	-3.57			
		MPK	5000.00	5300.00	5520.00	-5.66	-9.42			
		PSH	6750.00	6375.00	7250.00	5.88	-6.90			
		BNU	6200.00	6200.00	6200.00	0.00	0.00			
		QTA	6000.00	6000.00	6000.00	0.00	0.00			
		LAH	5625.00	5625.00	5525.00	0.00	1.81			
		MUL	4100.00	4100.00	5100.00	0.00	-19.61			
		GUJ	5200.00	5200.00	7000.00	0.00	-25.71			
		SAR	4500.00	4800.00	5081.00	-6.25	-11.43			
		KAR	5920.00	5920.00	5850.00	0.00	1.20			
		HYD	3950.00	4200.00	5000.00	-5.95	-21.00			
		2154901. RAFHAN CORN OIL	2.00 LT	SKR	4700.00	5145.00	4720.00	-8.65	-0.42	
NWB	6000.00			6000.00	6000.00	0.00	0.00			
PSH	5600.00			5600.00	5800.00	0.00	-3.45			
LAH	650.00			650.00	600.00	0.00	8.33			
FAS	700.00			710.00	615.00	-1.41	13.82			
RAW	537.50			537.50	537.50	0.00	0.00			
MUL	703.00			703.00	606.00	0.00	16.01			
KAR	685.00			685.00	547.50	0.00	25.11			
HYD	705.00			705.00	617.01	0.00	14.26			
MPK	630.00			630.00	607.00	0.00	3.79			
PSH	700.00			700.00	620.00	0.00	12.90			
MNG	630.00			630.00	630.00	0.00	0.00			
QTA	730.00			730.00	535.00	0.00	36.45			
033. Vegetable Ghee	EACH			2159001. VEGETABLE GHEE(16 KG TIN)	LAH	2340.00	2300.00	2470.00	1.74	-5.26
					RAW	2245.00	2325.00	2437.50	-3.44	-7.90
		MUL	2430.00		2430.00	2520.00	0.00	-3.57		
		SKT	2150.00		2150.00	2430.00	0.00	-11.52		
		KAR	2190.00		2250.00	2455.00	-2.67	-10.79		
		SKR	1850.00		2150.00	2325.00	-13.95	-20.43		
		MPK	1870.00		1960.00	2250.00	-4.59	-16.89		
		PSH	2400.00		2430.00	2620.00	-1.23	-8.40		
		MNG	2370.00		2380.00	2580.00	-0.42	-8.14		
		QTA	2450.00		2450.00	2775.00	0.00	-11.71		
		2159002. VEGETABLE GHEE(DALDA/TULO/HABIB/SHA	05 KG.		LAH	950.00	910.00	995.00	4.40	-4.52
					FAS	895.00	895.00	932.50	0.00	-4.02
					RAW	875.00	905.00	992.50	-3.31	-11.84
					MUL	927.00	927.00	976.00	0.00	-5.02
					SAR	928.00	928.00	1010.00	0.00	-8.12
GJT	925.00			950.00	970.00	-2.63	-4.64			
KAR	895.00			890.00	982.50	0.56	-8.91			
HYD	913.04			913.04	966.00	0.00	-5.48			
SKR	930.00			930.00	940.00	0.00	-1.06			
PSH	910.00			910.00	970.00	0.00	-6.19			
QTA	928.00			928.00	1015.00	0.00	-8.57			

Contd.

7.10 Intercity Wholesale Prices of Selected Commodities

Group/Commodity/Item Specification	Unit	City	Prices (Rs.)			% Change in Feb.,2015 Over	
			Feb., 2015	Jan., 2015	Feb., 2014	Jan., 2015	Feb., 2014
034. Oil Cakes							
2171001. COTTON SEED OIL CAKES	40 KG.	LAH	1525.00	1525.00	1350.00	0.00	12.96
		FAS	1170.00	1170.00	1250.00	0.00	-6.40
		MUL	1170.00	1125.00	1125.00	4.00	4.00
		SAR	1150.00	1200.00	1075.00	-4.17	6.98
		BPR	1275.00	1275.00	1325.00	0.00	-3.77
		HYD	1200.00	1200.00	975.00	0.00	23.08
		SKR	1200.00	1200.00	1178.95	0.00	1.79
		MPK	1125.00	1125.00	960.00	0.00	17.19
		PSH	1320.00	1320.00	1000.00	0.00	32.00
		QTA	925.00	925.00	925.00	0.00	0.00
2171002. MUSTARD & RAPSEED OIL CAKES	40 KG.	LAH	1250.00	1250.00	1250.00	0.00	0.00
		FAS	1300.00	1350.00	1380.00	-3.70	-5.80
		MUL	1175.00	1225.00	1375.00	-4.08	-14.55
		SAR	1285.00	1250.00	1150.00	2.80	11.74
		BPR	1325.00	1425.00	1475.00	-7.02	-10.17
		HYD	1325.00	1325.00	1300.00	0.00	1.92
		SKR	1350.00	1350.00	1461.54	0.00	-7.63
		MPK	1250.00	1250.00	1450.00	0.00	-13.79
		PSH	1440.00	1440.00	1200.00	0.00	20.00
		QTA	950.00	950.00	950.00	0.00	0.00
035. Processed Liquid Milk							
2211002. MILK PAK/HALEEB/NESTLE (LITRE)	DOZ.	LAH	1350.00	1200.00	1019.00	12.50	32.48
		FAS	1162.50	1125.00	972.50	3.33	19.54
		RAW	1285.00	1195.00	1075.00	7.53	19.53
		KAR	1250.00	1250.00	1080.00	0.00	15.74
		HYD	1125.00	1125.00	1075.00	0.00	4.65
		SKR	1140.00	1140.00	980.00	0.00	16.33
		PSH	1240.00	1240.00	1050.00	0.00	18.10
		MNG	1340.00	1340.00	1020.00	0.00	31.37
036. Milk & Cream in Solid Form							
2221101. POWD.MILK EVERYDAY(NESTLE)1KG.	EACH	LAH	645.00	645.00	620.00	0.00	4.03
		RAW	620.00	620.00	620.00	0.00	0.00
		MUL	648.16	620.33	620.00	4.49	4.54
		KAR	647.50	620.00	620.00	4.44	4.44
		HYD	650.00	621.00	621.00	4.67	4.67
		SKR	620.00	620.00	560.00	0.00	10.71
		PSH	650.00	650.00	620.00	0.00	4.84
		BNU	630.00	630.00	600.00	0.00	5.00
		QTA	620.00	682.00	465.00	-9.09	33.33
2221201. POWDERED MILK(SKIMMED)/BAG 25 KG.	EACH	LAH	11750.00	11750.00	9550.00	0.00	23.04
		RAW	11775.00	11775.00	10900.00	0.00	8.03
		MUL	10250.00	11250.00	10600.00	-8.89	-3.30
		KAR	14750.00	15562.50	15900.00	-5.22	-7.23
		PSH	10000.00	11400.00	14500.00	-12.28	-31.03
		QTA	12500.00	12500.00	7000.00	0.00	78.57
2221202. POWDERED MILK NIDO (1 KG. POLY BA	EACH	LAH	692.00	692.00	692.00	0.00	0.00
		RAW	738.00	738.00	690.00	0.00	6.96
		GUJ	738.00	738.00	692.00	0.00	6.65
		KAR	692.50	660.00	620.00	4.92	11.69

Contd.

7.10 Intercity Wholesale Prices of Selected Commodities

Group/Commodity/Item Specification	Unit	City	Prices (Rs.)			% Change in Feb.,2015 Over	
			Feb., 2015	Jan., 2015	Feb., 2014	Jan., 2015	Feb., 2014
		HYD	737.74	737.74	625.00	0.00	18.04
		PSH	670.00	670.00	620.00	0.00	8.06
037. Ice Cream							
2227001. ICE CREAM POLKA/WALLS	DOZ.	LAH	324.00	324.00	324.00	0.00	0.00
		RAW	442.50	442.50	442.50	0.00	0.00
		KAR	264.00	264.00	264.00	0.00	0.00
		HYD	432.00	432.00	378.00	0.00	14.29
		SKR	240.00	240.00	198.00	0.00	21.21
		QTA	384.00	384.00	384.00	0.00	0.00
038. Dairy Products N.E.C							
2229001. MILO(200 GM. PACK) NESTLE	EACH	LAH	198.00	198.00	177.00	0.00	11.86
		FAS	185.00	185.00	175.00	0.00	5.71
		RAW	162.50	162.50	143.50	0.00	13.24
		MUL	140.00	140.00	140.00	0.00	0.00
		KAR	174.00	174.00	174.00	0.00	0.00
		HYD	134.50	134.50	134.50	0.00	0.00
		MPK	180.00	180.00	180.00	0.00	0.00
		PSH	155.00	155.00	150.00	0.00	3.33
		MNG	182.00	182.00	140.00	0.00	30.00
		QTA	150.00	150.00	150.00	0.00	0.00
2229002. LACTOGEN(SOFT PACK 400 GM)	EACH	LAH	380.00	380.00	350.00	0.00	8.57
		FAS	405.00	405.00	350.00	0.00	15.71
		RAW	405.00	405.00	355.00	0.00	14.08
		MUL	402.79	402.79	347.00	0.00	16.08
		KAR	394.00	394.00	348.00	0.00	13.22
		HYD	405.00	394.00	350.00	2.79	15.71
		MPK	400.00	400.00	350.00	0.00	14.29
		PSH	399.00	399.00	341.00	0.00	17.01
		QTA	395.00	395.00	370.00	0.00	6.76
039. Wheat Flour							
2311001. WHEAT FLOUR SUP. QLTY.	80 KG.	LAH	3150.00	3150.00	3714.00	0.00	-15.19
		FAS	2975.00	3040.00	3375.00	-2.14	-11.85
		RAW	3675.00	3675.00	3825.00	0.00	-3.92
		MUL	3050.00	3175.00	3390.00	-3.94	-10.03
		GUJ	3080.00	3120.00	3225.00	-1.28	-4.50
		SAR	3050.00	3050.00	3280.00	0.00	-7.01
		SKT	3775.00	3800.00	3600.00	-0.66	4.86
		GJT	3050.00	3050.00	3600.00	0.00	-15.28
		KAR	2940.00	2980.00	3275.00	-1.34	-10.23
		HYD	3505.00	3505.00	3750.00	0.00	-6.53
		SKR	2965.00	2970.00	3520.00	-0.17	-15.77
		LRK	3200.00	3200.00	3280.00	0.00	-2.44
		PSH	3400.00	3400.00	3575.00	0.00	-4.90
		QTA	3200.00	3200.00	3520.00	0.00	-9.09
2311002. WHEAT FLOUR AVG. QLTY	80 KG.	LAH	3025.00	3025.00	3140.00	0.00	-3.66
		FAS	2725.00	2762.50	3110.00	-1.36	-12.38
		RAW	2975.00	2975.00	3287.50	0.00	-9.51
		MUL	2930.00	2975.00	3130.00	-1.51	-6.39
		SAH	2880.00	3040.00	2800.00	-5.26	2.86
		SAR	2840.00	2860.00	3000.00	-0.70	-5.33
		BPR	2992.00	3152.00	3140.00	-5.08	-4.71

Contd.

7.10 Intercity Wholesale Prices of Selected Commodities

Group/Commodity/Item Specification	Unit	City	Prices (Rs.)			% Change in Feb.,2015 Over			
			Feb., 2015	Jan., 2015	Feb., 2014	Jan., 2015	Feb., 2014		
2311003. WHEAT FLOUR/BAG OF 10 KG.	EACH	GJT	2940.00	2940.00	3300.00	0.00	-10.91		
		KAR	2780.00	2820.00	3142.50	-1.42	-11.54		
		HYD	3200.00	3200.00	3600.00	0.00	-11.11		
		SKR	2955.00	2960.00	3380.00	-0.17	-12.57		
		LRK	3040.00	3040.00	3200.00	0.00	-5.00		
		MPK	2900.00	2900.00	3360.00	0.00	-13.69		
		PSH	3100.00	3100.00	3400.00	0.00	-8.82		
		MNG	3080.00	3120.00	3400.00	-1.28	-9.41		
		QTA	2950.00	2950.00	3340.00	0.00	-11.68		
		LAH	378.00	378.00	392.00	0.00	-3.57		
		FAS	365.00	370.00	410.00	-1.35	-10.98		
		RAW	375.00	375.00	395.00	0.00	-5.06		
		MUL	370.00	380.00	400.00	-2.63	-7.50		
		GUJ	370.00	380.00	392.50	-2.63	-5.73		
		SKT	380.00	380.00	395.00	0.00	-3.80		
		BPR	394.00	394.00	405.00	0.00	-2.72		
		GJT	370.00	370.00	385.00	0.00	-3.90		
KAR	402.50	402.50	419.00	0.00	-3.94				
HYD	405.00	405.00	450.00	0.00	-10.00				
SKR	367.50	370.00	428.00	-0.68	-14.14				
LRK	380.00	380.00	415.00	0.00	-8.43				
MPK	370.00	380.00	435.00	-2.63	-14.94				
NWB	400.00	400.00	420.00	0.00	-4.76				
PSH	375.00	385.00	435.00	-2.60	-13.79				
QTA	370.00	370.00	430.00	0.00	-13.95				
2311004. MAIDA AVG. QLTY.	80 KG.	LAH	3365.00	3365.00	3700.00	0.00	-9.05		
		FAS	3500.00	3500.00	3700.00	0.00	-5.41		
		RAW	3712.50	3712.50	3875.00	0.00	-4.19		
		MUL	3250.00	3500.00	3675.00	-7.14	-11.56		
		SAR	3360.00	3488.00	3700.00	-3.67	-9.19		
		BPR	3550.00	3850.00	3870.00	-7.79	-8.27		
		GJT	3400.00	3600.00	3800.00	-5.56	-10.53		
		KAR	3500.00	3540.00	3592.50	-1.13	-2.57		
		HYD	3605.00	3605.00	3750.00	0.00	-3.87		
		SKR	3300.00	3460.00	3740.00	-4.62	-11.76		
		MPK	3520.00	3520.00	3700.00	0.00	-4.86		
		PSH	3700.00	3700.00	3900.00	0.00	-5.13		
		MNG	3580.00	3770.00	3950.00	-5.04	-9.37		
		QTA	5200.00	5200.00	4400.00	0.00	18.18		
		2311005. SUJI	85 KG.	LAH	3960.00	3960.00	3987.50	0.00	-0.69
				FAS	3650.00	3675.00	3900.00	-0.68	-6.41
				RAW	3787.50	3787.50	3962.50	0.00	-4.42
MUL	3500.00			3650.00	3875.00	-4.11	-9.68		
SAH	3500.00			3600.00	4000.00	-2.78	-12.50		
BPR	3550.00			3850.00	4080.00	-7.79	-12.99		
GJT	3825.00			3825.00	4165.00	0.00	-8.16		
KAR	3761.50			3804.00	3592.50	-1.12	4.70		
HYD	3750.00			3750.00	3750.00	0.00	0.00		
SKR	3700.00			3850.00	3927.00	-3.90	-5.78		
MPK	4880.00			3950.00	3950.00	23.54	23.54		

Contd.

7.10 Intercity Wholesale Prices of Selected Commodities

Group/Commodity/Item Specification	Unit	City	Prices (Rs.)			% Change in Feb.,2015 Over	
			Feb., 2015	Jan., 2015	Feb., 2014	Jan., 2015	Feb., 2014
2311006. CERELAC WHEAT(400 GM.)	EACH	PSH	3680.00	3680.00	3850.00	0.00	-4.42
		QTA	4600.00	4600.00	4200.00	0.00	9.52
		LAH	260.00	260.00	197.33	0.00	31.76
		FAS	255.00	255.00	220.00	0.00	15.91
		RAW	289.00	289.00	251.43	0.00	14.94
		MUL	252.79	252.79	206.75	0.00	22.27
		KAR	198.00	198.00	198.00	0.00	0.00
		HYD	260.00	220.00	220.00	18.18	18.18
		MPK	245.00	245.00	210.00	0.00	16.67
		PSH	243.00	243.00	206.00	0.00	17.96
		MNG	243.00	243.00	240.00	0.00	1.25
		QTA	245.00	245.00	180.00	0.00	36.11
040. Other Cereal Flour							
2312001. BESAN	85 KG.	LAH	5940.00	5940.00	5255.00	0.00	13.04
		FAS	5300.00	5525.00	5100.00	-4.07	3.92
		RAW	5762.50	5525.00	5650.00	4.30	1.99
		MUL	5550.00	5900.00	4900.00	-5.93	13.27
		GUJ	5700.00	5700.00	5400.00	0.00	5.56
		SAR	5843.00	5550.00	4950.00	5.28	18.04
		SKT	5500.00	5500.00	5900.00	0.00	-6.78
		GJT	5700.00	5700.00	5364.00	0.00	6.26
		KSR	5825.00	5825.00	5300.00	0.00	9.91
		KAR	6205.00	6205.00	5865.00	0.00	5.80
		HYD	5150.00	5150.00	5200.00	0.00	-0.96
		SKR	5750.00	5750.00	5418.75	0.00	6.11
		MPK	5525.00	5525.00	5950.00	0.00	-7.14
		PSH	5750.00	5700.00	5500.00	0.88	4.55
		QTA	7800.00	7800.00	7750.00	0.00	0.65
041. Sugar Refined							
2352001. SUGAR REFINED(BAG)	50 KG.	LAH	2600.00	2562.50	2420.00	1.46	7.44
		FAS	2570.00	2570.00	2395.00	0.00	7.31
		RAW	2525.00	2525.00	2460.00	0.00	2.64
		MUL	2537.50	2525.00	2335.00	0.50	8.67
		GUJ	2590.00	2590.00	2390.00	0.00	8.37
		SKT	2560.00	2580.00	2375.00	-0.78	7.79
		GJT	2600.00	2620.00	2390.00	-0.76	8.79
		KAR	2512.50	2475.00	2372.50	1.52	5.90
		HYD	2500.00	2500.00	2360.00	0.00	5.93
		MPK	2430.00	2480.00	2320.00	-2.02	4.74
		PSH	2600.00	2610.00	2410.00	-0.38	7.88
		MNG	2650.00	2640.00	2445.00	0.38	8.38
		QTA	2500.00	2526.00	2450.00	-1.03	2.04
2352002. GUR AVG. QLTY.	40 KG.	LAH	2875.00	2875.00	2550.00	0.00	12.75
		MUL	2500.00	2500.00	1975.00	0.00	26.58
		SAR	2450.00	2450.00	2600.00	0.00	-5.77
		SKT	2900.00	3100.00	3000.00	-6.45	-3.33
		KSR	2800.00	2800.00	2450.00	0.00	14.29
		KAR	2340.00	2440.00	2100.00	-4.10	11.43
		HYD	2500.00	2500.00	2300.00	0.00	8.70
		SKR	2200.00	2200.00	1900.00	0.00	15.79
		PSH	2800.00	2900.00	2820.00	-3.45	-0.71

Contd.

7.10 Intercity Wholesale Prices of Selected Commodities

Group/Commodity/Item Specification	Unit	City	Prices (Rs.)			% Change in Feb.,2015 Over	
			Feb., 2015	Jan., 2015	Feb., 2014	Jan., 2015	Feb., 2014
		MNG	2930.00	2930.00	2900.00	0.00	1.03
		QTA	3000.00	3000.00	2950.00	0.00	1.69
042. Chocolate							
2366001. CHOCCLATE CANDY (NOW)	DOZ.	LAH	52.00	52.00	52.00	0.00	0.00
		RAW	54.50	54.50	54.50	0.00	0.00
		BPR	55.00	55.00	55.00	0.00	0.00
		KSR	52.00	52.00	52.00	0.00	0.00
		KAR	52.00	52.00	52.00	0.00	0.00
		PSH	51.00	51.00	51.00	0.00	0.00
		QTA	54.00	54.00	54.00	0.00	0.00
043. Sugar Confectionary							
2367001. TOFFEE (HILAL)	DOZ.	LAH	10.00	10.00	10.00	0.00	0.00
		RAW	10.00	10.00	10.00	0.00	0.00
		GUJ	10.00	10.00	10.00	0.00	0.00
		SKT	10.00	10.00	10.00	0.00	0.00
		BPR	10.97	10.97	10.97	0.00	0.00
		KSR	10.00	10.00	10.00	0.00	0.00
		KAR	10.00	10.00	10.00	0.00	0.00
		HYD	10.00	10.00	10.00	0.00	0.00
		LRK	10.50	10.50	10.50	0.00	0.00
		PSH	12.00	12.00	12.00	0.00	0.00
		QTA	10.00	10.00	10.00	0.00	0.00
044. Coffee & Tea							
2391301. TEA LIPTON YELLOW LABEL 200 G.PKT	06 PKT.	LAH	788.00	746.00	948.00	5.63	-16.88
		FAS	773.68	726.31	828.94	6.52	-6.67
		RAW	767.50	732.50	832.50	4.78	-7.81
		MUL	753.36	713.40	798.96	5.60	-5.71
		SKT	792.00	736.00	989.00	7.61	-19.92
		KAR	757.89	745.26	990.00	1.69	-23.45
		HYD	753.36	794.94	799.02	-5.23	-5.71
		SKR	708.88	708.88	781.73	0.00	-9.32
		PSH	756.00	730.00	853.00	3.56	-11.37
		MNG	673.50	673.50	960.00	0.00	-29.84
		QTA	720.00	720.00	810.00	0.00	-11.11
2391302. TEA SUPREME 200 G. PKT.	06 PKT.	LAH	698.00	682.74	880.00	2.24	-20.68
		FAS	673.68	642.10	751.31	4.92	-10.33
		RAW	682.50	662.50	692.50	3.02	-1.44
		MUL	667.74	627.70	656.28	6.38	1.75
		SKT	707.00	631.58	720.00	11.94	-1.81
		KAR	713.68	618.95	990.00	15.30	-27.91
		HYD	627.78	660.82	656.34	-5.00	-4.35
		SKR	600.75	600.75	672.83	0.00	-10.71
		PSH	666.00	580.00	815.00	14.83	-18.28
		MNG	570.78	570.78	878.94	0.00	-35.06
		QTA	637.90	637.90	697.00	0.00	-8.48
2391303. TEA LOOSE	KG.	LAH	432.50	422.50	455.00	2.37	-4.95
		FAS	515.00	515.00	515.00	0.00	0.00
		RAW	477.50	477.50	485.00	0.00	-1.55
		MUL	475.00	475.00	475.00	0.00	0.00
		SKT	500.00	500.00	350.00	0.00	42.86
		GJT	440.00	440.00	460.00	0.00	-4.35

Contd.

7.10 Intercity Wholesale Prices of Selected Commodities

Group/Commodity/Item Specification	Unit	City	Prices (Rs.)			% Change in Feb.,2015 Over	
			Feb., 2015	Jan., 2015	Feb., 2014	Jan., 2015	Feb., 2014
2391304. TEA TAPAL MIXTURE (200 G) PKT.	06 PKT	KAR	470.00	470.00	470.00	0.00	0.00
		HYD	475.00	450.00	470.00	5.56	1.06
		SKR	465.00	465.00	480.00	0.00	-3.13
		MPK	260.00	240.00	290.00	8.33	-10.34
		PSH	440.00	440.00	520.00	0.00	-15.38
		MNG	480.00	450.00	502.50	6.67	-4.48
		QTA	410.00	410.00	410.00	0.00	0.00
		LAH	734.00	713.00	880.00	2.95	-16.59
		FAS	726.31	726.31	721.05	0.00	0.73
		RAW	697.50	682.50	705.00	2.20	-1.06
		MUL	621.60	621.60	705.60	0.00	-11.90
		KAR	745.26	732.63	842.00	1.72	-11.49
		HYD	713.40	679.20	708.00	5.04	0.76
		PSH	702.00	618.00	752.00	13.59	-6.65
MNG	690.00	690.00	730.00	0.00	-5.48		
QTA	644.00	644.00	860.00	0.00	-25.12		
045. Spices							
2392101. BLACK PEPPER 50 G.PKT.(NATIONAL)	EACH	LAH	90.24	90.24	88.90	0.00	1.51
		RAW	88.00	88.00	88.00	0.00	0.00
		MUL	86.89	86.89	67.89	0.00	27.99
		SKT	86.89	86.89	67.00	0.00	29.69
		KAR	92.00	92.00	78.00	0.00	17.95
		HYD	96.00	96.00	75.00	0.00	28.00
		MPK	69.25	69.25	69.25	0.00	0.00
		PSH	87.00	87.00	87.00	0.00	0.00
		MNG	90.00	90.00	65.00	0.00	38.46
		QTA	86.00	86.00	69.00	0.00	24.64
		LAH	95.00	95.00	95.00	0.00	0.00
		FAS	96.32	96.32	96.32	0.00	0.00
		RAW	96.50	96.50	96.50	0.00	0.00
		MUL	95.52	95.52	95.52	0.00	0.00
SKT	95.52	95.52	115.00	0.00	-16.94		
KAR	100.00	100.00	100.00	0.00	0.00		
HYD	105.00	105.00	105.00	0.00	0.00		
MPK	96.50	96.50	96.50	0.00	0.00		
PSH	96.00	96.00	96.00	0.00	0.00		
MNG	105.00	105.00	105.00	0.00	0.00		
QTA	92.00	92.00	92.00	0.00	0.00		
2392402. CORRIANDER PWD.200 G. PKT.NAT.	EACH	LAH	96.32	96.32	70.93	0.00	35.80
		FAS	70.78	70.78	70.78	0.00	0.00
		RAW	91.50	91.50	77.50	0.00	18.06
		MUL	96.32	96.32	67.60	0.00	42.49
		SKT	70.78	70.78	70.00	0.00	1.11
		KAR	84.00	84.00	75.00	0.00	12.00
		HYD	77.00	77.00	77.00	0.00	0.00
		MPK	68.41	68.41	68.41	0.00	0.00
		PSH	70.00	70.00	70.00	0.00	0.00
		MNG	70.00	70.00	70.00	0.00	0.00
		QTA	81.60	81.60	81.60	0.00	0.00
		LAH	50500.00	50500.00	55500.00	0.00	-9.01
		RAW	46750.00	45000.00	44250.00	3.89	5.65

Contd.

7.10 Intercity Wholesale Prices of Selected Commodities

Group/Commodity/Item Specification	Unit	City	Prices (Rs.)			% Change in Feb.,2015 Over	
			Feb., 2015	Jan., 2015	Feb., 2014	Jan., 2015	Feb., 2014
		MUL	51000.00	52500.00	59000.00	-2.86	-13.56
		KAR	61000.00	61000.00	59000.00	0.00	3.39
		HYD	55500.00	55500.00	54500.00	0.00	1.83
		MPK	50000.00	50000.00	54000.00	0.00	-7.41
		PSH	52000.00	52000.00	48500.00	0.00	7.22
		QTA	51000.00	51000.00	51000.00	0.00	0.00
046. Other Food Products							
2399401. VINEGAR SYNTHETIC (SIRKA)	DOZ.	LAH	720.00	720.00	660.00	0.00	9.09
		RAW	875.00	835.00	765.00	4.79	14.38
		KAR	545.00	545.00	430.00	0.00	26.74
		PSH	560.00	560.00	570.00	0.00	-1.75
		QTA	900.00	900.00	786.00	0.00	14.50
2399901. TURMERIC POWDER(50 G.PKT.NATIONAL)	EACH	LAH	31.50	31.50	31.50	0.00	0.00
		FAS	31.96	31.96	31.96	0.00	0.00
		RAW	30.00	30.00	30.00	0.00	0.00
		MUL	31.69	31.69	31.69	0.00	0.00
		SKT	35.00	35.00	35.00	0.00	0.00
		KAR	34.00	34.00	52.00	0.00	-34.62
		HYD	35.00	35.00	39.00	0.00	-10.26
		SKR	31.69	31.69	31.69	0.00	0.00
		MPK	32.00	32.00	32.00	0.00	0.00
		PSH	31.20	31.20	31.20	0.00	0.00
		MNG	32.50	32.50	30.00	0.00	8.33
		QTA	36.00	36.00	36.00	0.00	0.00
047. Mineral Water							
2441001. MINERAL WATER NESTLE(1.5 LTR)	DOZ.	LAH	480.00	480.00	480.00	0.00	0.00
		FAS	440.00	440.00	405.00	0.00	8.64
		RAW	502.00	502.00	467.50	0.00	7.38
		MUL	504.00	504.00	460.00	0.00	9.57
		GUJ	450.00	450.00	450.00	0.00	0.00
		SKT	419.00	419.00	419.00	0.00	0.00
		KAR	456.00	456.00	420.00	0.00	8.57
		HYD	470.00	470.00	470.00	0.00	0.00
		SKR	480.00	480.00	450.00	0.00	6.67
		MPK	418.00	418.00	418.00	0.00	0.00
		PSH	443.00	443.00	443.00	0.00	0.00
		QTA	528.00	528.00	528.00	0.00	0.00
048. Beverages							
2449001. COCA COLA(CRATE OF 24 BOTTLES)	EACH	LAH	442.00	442.00	394.00	0.00	12.18
		FAS	445.00	445.00	396.00	0.00	12.37
		RAW	382.50	382.50	362.50	0.00	5.52
		MUL	403.00	403.00	354.00	0.00	13.84
		SKT	444.00	444.00	323.00	0.00	37.46
		GJT	444.00	444.00	396.00	0.00	12.12
		KAR	444.00	444.00	375.00	0.00	18.40
		HYD	444.00	444.00	480.00	0.00	-7.50
		SKR	432.00	432.00	325.00	0.00	32.92
		MPK	390.00	390.00	330.00	0.00	18.18
		PSH	430.00	430.00	325.00	0.00	32.31
		BNU	475.00	475.00	405.00	0.00	17.28

Contd.

7.10 Intercity Wholesale Prices of Selected Commodities

Group/Commodity/Item Specification	Unit	City	Prices (Rs.)			% Change in Feb.,2015 Over		
			Feb., 2015	Jan., 2015	Feb., 2014	Jan., 2015	Feb., 2014	
2449002. SEVEN UP (CRATE OF 24 BOTTLES)	EACH	MNG	430.00	430.00	395.00	0.00	8.86	
		QTA	480.00	480.00	360.00	0.00	33.33	
		LAH	442.00	442.00	394.00	0.00	12.18	
		FAS	445.00	445.00	396.00	0.00	12.37	
		RAW	382.50	382.50	362.50	0.00	5.52	
		MUL	403.00	403.00	354.00	0.00	13.84	
		SKT	444.00	444.00	323.00	0.00	37.46	
		GJT	444.00	444.00	396.00	0.00	12.12	
		KAR	444.00	444.00	375.00	0.00	18.40	
		HYD	444.00	444.00	324.00	0.00	37.04	
		SKR	432.00	432.00	325.00	0.00	32.92	
		MPK	390.00	390.00	330.00	0.00	18.18	
		PSH	445.00	445.00	325.00	0.00	36.92	
		BNU	475.00	475.00	405.00	0.00	17.28	
2449003. MAKKA COLA (CRATE OF 24 BOTTLES)	EACH	MNG	420.00	420.00	395.00	0.00	6.33	
		QTA	480.00	480.00	360.00	0.00	33.33	
		MUL	280.00	280.00	280.00	0.00	0.00	
		GUJ	280.00	280.00	280.00	0.00	0.00	
		SKT	270.00	270.00	270.00	0.00	0.00	
		PSH	410.00	410.00	410.00	0.00	0.00	
2449004. PEPSI COLA (CRATE OF 24 BOTTLES)	EACH	BNU	322.00	322.00	322.00	0.00	0.00	
		MNG	322.00	322.00	322.00	0.00	0.00	
		LAH	442.00	442.00	394.00	0.00	12.18	
		FAS	445.00	445.00	396.00	0.00	12.37	
		RAW	382.50	382.50	362.50	0.00	5.52	
		MUL	403.00	403.00	354.00	0.00	13.84	
		SKT	444.00	444.00	396.00	0.00	12.12	
		GJT	444.00	444.00	394.00	0.00	12.69	
		KAR	444.00	444.00	385.00	0.00	15.32	
		HYD	444.00	444.00	324.00	0.00	37.04	
		SKR	432.00	432.00	325.00	0.00	32.92	
		PSH	445.00	445.00	325.00	0.00	36.92	
		BNU	475.00	475.00	405.00	0.00	17.28	
		MNG	420.00	420.00	395.00	0.00	6.33	
QTA	408.00	408.00	408.00	0.00	0.00			
049. Tobacco Products								
2502001.	CIGARETTES K-2 10'S (FILTER)	1000	KAR	2125.00	2125.00	1790.00	0.00	18.72
2502002.	CIGARETTES MELBOURNE	1000	KAR	2300.00	2300.00	1892.45	0.00	21.54
2502003.	CIGARETTES CAPSTAN LSFT 10 SS	1000	KAR	2300.00	2300.00	1892.45	0.00	21.54
2502004.	CIGARETTES GOLD LEAF (KSFT) 20	1000	KAR	4750.00	4750.00	4184.95	0.00	13.50
3b) Textiles & Apparels								
050. Cotton Yarn								
2636001.	COTTON YARN 10/1 POPULAR FIBER	10 LB.	KAR	706.25	718.75	1150.00	-1.74	-38.59
2636002.	COTTON YARN 16/1 MGM	10 LB.	KAR	977.50	1000.00	1250.00	-2.25	-21.80
2636003.	COTTON YARN 21/1 SURIYA TEXTILE	10 LB.	KAR	1080.00	1080.00	1310.00	0.00	-17.56
2636004.	COTTON YARN 42/1 ABDULLAH TEXTILE	10 LB.	KAR	1600.00	1600.00	1600.00	0.00	0.00
2636005.	COTTON YARN 20/2 BAJWA	10 LB.	KAR	1120.00	1120.00	1380.00	0.00	-18.84
051. Nylon Yarn								
2643001.	NYLON YARN RUPALI(PAK)50/72/00	LB.	KAR	100.00	102.00	115.00	-1.96	-13.04
2643002.	NYLON YARN GRATON 50/36/00FLAT	LB.	KAR	79.00	80.25	99.00	-1.56	-20.20
2643003.	NYLON YARN GRATON 75/48/0 DTY	LB.	KAR	103.00	103.00	115.00	0.00	-10.43

Contd.

7.10 Intercity Wholesale Prices of Selected Commodities

Group/Commodity/Item Specification	Unit	City	Prices (Rs.)			% Change in Feb.,2015 Over	
			Feb., 2015	Jan., 2015	Feb., 2014	Jan., 2015	Feb., 2014
052. Blended Yarn							
2645001. BLND.YARN 30/1 A.A TEX.Z.TW PVC	LB.	KAR	130.00	135.75	144.00	-4.24	-9.72
2645002. BLND.YARN 40/1 SANA	LB.	KAR	151.00	151.00	160.00	0.00	-5.63
2645003. BLND.YARN 60/1 PP AGAR	LB.	KAR	124.00	124.00	124.00	0.00	0.00
2645004. BLND.YARN 30/1 A.A TEX.COMBED	LB.	KAR	125.00	135.75	156.00	-7.92	-19.87
2645005. BLND.YARN 40/1 A.A. TEXTILE	LB.	KAR	143.00	143.00	143.00	0.00	0.00
053. Woven Fabrics							
2654001. LIGHT WEIGHT WORSTED (L.PUR)	MTR.	LAH	925.00	925.00	555.00	0.00	66.67
		RAW	1037.50	1037.50	1037.50	0.00	0.00
		KAR	1475.00	1475.00	1380.00	0.00	6.88
2654002. HEAVY WEIGHT SUITING (L.PUR)	MTR.	LAH	1575.00	1575.00	875.00	0.00	80.00
		RAW	1325.00	1325.00	1325.00	0.00	0.00
		KAR	2250.00	2250.00	1930.00	0.00	16.58
2654003. TWEED (LAWRENCEPUR)	MTR.	LAH	925.00	925.00	777.50	0.00	18.97
		RAW	1125.00	1125.00	1125.00	0.00	0.00
		KAR	1800.00	1800.00	1610.00	0.00	11.80
2654004. WORSTED (LAWRENCEPUR)	MTR.	LAH	975.00	975.00	790.00	0.00	23.42
		RAW	1175.00	1175.00	1175.00	0.00	0.00
		KAR	1750.00	1750.00	1620.00	0.00	8.02
054. Cotton Fabrics							
2662001. LATHA GUL AHMED 90000 SUP. QLTY.	40 MTR.	LAH	7900.00	7900.00	7500.00	0.00	5.33
		FAS	8550.00	8550.00	8400.00	0.00	1.79
		RAW	5225.00	5225.00	4975.00	0.00	5.03
		MUL	8095.00	8095.00	8095.00	0.00	0.00
		KAR	8300.00	8300.00	7082.50	0.00	17.19
		HYD	7000.00	7000.00	7000.00	0.00	0.00
2662002. LATHA PRESIDENT SUP. QLTY.	40 MTR.	LAH	3450.00	3450.00	3450.00	0.00	0.00
		MUL	7140.00	7140.00	6000.00	0.00	19.00
		KAR	3682.50	3682.50	3682.50	0.00	0.00
2662003. LATHA MAST QALANDER SUP. QLTY.	40 MTR.	MUL	4920.00	4920.00	4800.00	0.00	2.50
		KAR	2810.00	2810.00	2810.00	0.00	0.00
2662004. LATHA MUGHAL-E-AZAM SUP. QLTY.	40 MTR.	LAH	3650.00	3650.00	3650.00	0.00	0.00
		FAS	5650.00	5650.00	5500.00	0.00	2.73
		RAW	5150.00	5150.00	4775.00	0.00	7.85
		MUL	5880.00	5880.00	5680.00	0.00	3.52
		KAR	5100.00	5100.00	2620.00	0.00	94.66
		HYD	6000.00	6000.00	4500.00	0.00	33.33
055. Other Fabrics							
2669001. LAWN AVG. QLTY.	MTR.	LAH	75.50	75.50	75.50	0.00	0.00
		FAS	92.50	92.50	92.50	0.00	0.00
		RAW	117.50	117.50	102.50	0.00	14.63
		MUL	125.00	125.00	115.00	0.00	8.70
		KAR	115.00	115.00	95.00	0.00	21.05
		HYD	100.00	100.00	100.00	0.00	0.00
		SKR	70.00	70.00	45.00	0.00	55.56
		QTA	130.00	130.00	110.00	0.00	18.18
2669002. LAWN SUP. QLTY.	MTR.	LAH	177.50	177.50	177.50	0.00	0.00
		FAS	230.00	230.00	230.00	0.00	0.00
		RAW	195.00	195.00	172.50	0.00	13.04
		MUL	190.00	190.00	190.00	0.00	0.00

Contd.

7.10 Intercity Wholesale Prices of Selected Commodities

Group/Commodity/Item Specification	Unit	City	Prices (Rs.)			% Change in Feb.,2015 Over	
			Feb., 2015	Jan., 2015	Feb., 2014	Jan., 2015	Feb., 2014
2669003. GREY CLOTH 52"	MTR.	KAR	225.00	225.00	207.50	0.00	8.43
		QTA	152.50	152.50	132.50	0.00	15.09
		LAH	45.00	45.00	39.50	0.00	13.92
		FAS	62.50	62.50	58.50	0.00	6.84
		RAW	41.00	41.00	41.00	0.00	0.00
		MUL	117.50	100.00	90.00	17.50	30.56
2669004. GREY CLOTH 98"	MTR.	KAR	67.50	67.50	67.50	0.00	0.00
		LRK	105.00	105.00	105.00	0.00	0.00
		LAH	76.50	76.50	59.50	0.00	28.57
2669005. DRILL DYED	MTR.	FAS	122.50	122.50	115.00	0.00	6.52
		KAR	125.00	125.00	80.00	0.00	56.25
		LAH	75.50	75.50	54.50	0.00	38.53
056. Silk & Reyon Fabrics	MTR.	FAS	105.00	105.00	85.00	0.00	23.53
		RAW	32.50	32.50	32.50	0.00	0.00
		KAR	105.00	105.00	67.50	0.00	55.56
		QTA	68.00	68.00	55.00	0.00	23.64
		LAH	82.50	82.50	64.50	0.00	27.91
2679001. KT. SHIRTING AL-KARAM SUP. QLTY.	MTR.	RAW	117.50	117.50	102.50	0.00	14.63
		KAR	125.00	105.00	82.50	19.05	51.52
		FAS	212.50	212.50	212.50	0.00	0.00
2679002. KT. SHIRTING TOYOBO SUP. QLTY.	MTR.	RAW	117.50	117.50	102.50	0.00	14.63
		MUL	85.00	85.00	85.00	0.00	0.00
		KAR	87.50	72.50	72.50	20.69	20.69
2679003. WOOLY FLAT	MTR.	QTA	73.00	73.00	73.00	0.00	0.00
		LAH	47.50	47.50	30.50	0.00	55.74
		KAR	39.00	39.00	39.00	0.00	0.00
2679004. SILK AVG. QLTY.	MTR.	QTA	62.50	62.50	62.50	0.00	0.00
		LAH	59.00	59.00	49.00	0.00	20.41
		RAW	47.50	47.50	47.50	0.00	0.00
2679005. SILK SUP. QLTY.	MTR.	MUL	95.00	95.00	95.00	0.00	0.00
		KAR	41.00	41.00	41.00	0.00	0.00
		SKR	35.00	35.00	30.00	0.00	16.67
		QTA	55.00	55.00	55.00	0.00	0.00
		LAH	85.50	85.50	74.50	0.00	14.77
2679006. LINEN STAR MILL KARACHI	MTR.	FAS	237.50	237.50	237.50	0.00	0.00
		RAW	77.50	77.50	77.50	0.00	0.00
		QTA	75.00	75.00	75.00	0.00	0.00
057. Towels	DOZ.	LAH	116.50	116.50	97.50	0.00	19.49
		KAR	107.50	107.50	97.50	0.00	10.26
		QTA	92.00	92.00	78.00	0.00	17.95
2684001. TOWEL MED SIZE AVG. QLTY.	DOZ.	LAH	1725.00	1725.00	1550.00	0.00	11.29
		FAS	1650.00	1650.00	1650.00	0.00	0.00
		KSR	1725.00	1725.00	1550.00	0.00	11.29
		KAR	2220.00	2220.00	1640.00	0.00	35.37
		SKR	2040.00	2040.00	1800.00	0.00	13.33
		PSH	2400.00	2400.00	2200.00	0.00	9.09
		QTA	1620.00	1620.00	1410.00	0.00	14.89

Contd.

7.10 Intercity Wholesale Prices of Selected Commodities

Group/Commodity/Item Specification	Unit	City	Prices (Rs.)			% Change in Feb.,2015 Over	
			Feb., 2015	Jan., 2015	Feb., 2014	Jan., 2015	Feb., 2014
058. Blankets							
2711001. BLANKET MOONLITE SINGLE	EACH	LAH	2400.00	2400.00	2400.00	0.00	0.00
		RAW	2975.00	2975.00	2725.00	0.00	9.17
		KAR	2150.00	2150.00	1830.00	0.00	17.49
2711002. BLANKET MOONLITE DOUBLE	EACH	LAH	3000.00	3000.00	3000.00	0.00	0.00
		RAW	3325.00	3325.00	3125.00	0.00	6.40
		KAR	2650.00	2650.00	2335.00	0.00	13.49
059. Bed Sheets							
2712001. BED SHEET COTTON SINGLE AVG. QLTY.	DOZ.	LAH	3250.00	3250.00	3250.00	0.00	0.00
		FAS	4300.00	4300.00	4300.00	0.00	0.00
		KAR	4050.00	4050.00	3420.00	0.00	18.42
		SKR	3960.00	3960.00	3600.00	0.00	10.00
		PSH	4800.00	4800.00	4800.00	0.00	0.00
		QTA	3600.00	3600.00	2750.00	0.00	30.91
2712002. BED SHEET COTTON DOUBLE AVG. QLTY.	DOZ.	LAH	5650.00	5650.00	5650.00	0.00	0.00
		FAS	4900.00	4900.00	4900.00	0.00	0.00
		KAR	6300.00	6300.00	4200.00	0.00	50.00
		SKR	7800.00	7800.00	7800.00	0.00	0.00
		PSH	9600.00	9600.00	9600.00	0.00	0.00
		QTA	4250.00	4250.00	4250.00	0.00	0.00
060. Quilts							
2718001. READY MADE QUILT	EACH	LAH	875.00	875.00	750.00	0.00	16.67
		RAW	775.00	775.00	737.50	0.00	5.08
		KAR	1075.00	1075.00	760.00	0.00	41.45
		PSH	925.00	925.00	875.00	0.00	5.71
		QTA	600.00	600.00	600.00	0.00	0.00
061. Woolen Carpets							
2721001. WOOLEN CARPET	SQ.FT.	LAH	60.00	60.00	44.50	0.00	34.83
		KAR	51.00	51.00	51.00	0.00	0.00
062. Synthetic Carpets							
2729001. SYNTHETIC CARPET	SQ.FT.	LAH	32.50	32.50	21.50	0.00	51.16
		RAW	24.50	24.50	23.50	0.00	4.26
		KAR	45.50	45.50	45.50	0.00	0.00
		QTA	46.50	46.50	46.50	0.00	0.00
063. Hosiery Products							
2821001. UNDER WEAR MED. SIZE AVG. QLTY.	DOZ.	LAH	1125.00	1125.00	975.00	0.00	15.38
		FAS	780.00	780.00	780.00	0.00	0.00
		RAW	1712.50	1712.50	1475.00	0.00	16.10
		KAR	870.00	870.00	775.00	0.00	12.26
		SKR	890.00	780.00	780.00	14.10	14.10
		PSH	1440.00	1440.00	850.00	0.00	69.41
		QTA	420.00	420.00	420.00	0.00	0.00
2821002. VEST (BANYAN)MED. SIZE AVG. QLTY.	DOZ.	LAH	1175.00	1175.00	1025.00	0.00	14.63
		FAS	900.00	900.00	900.00	0.00	0.00
		RAW	1712.50	1712.50	1475.00	0.00	16.10
		KAR	888.00	888.00	775.00	0.00	14.58
		SKR	1322.50	1322.50	1322.50	0.00	0.00
		PSH	1190.00	1190.00	1020.00	0.00	16.67
		QTA	720.00	720.00	720.00	0.00	0.00
2821003. SOCKS NYLON MIXED GENTS SUP. QLTY.	DOZ.	LAH	1125.00	1125.00	1075.00	0.00	4.65
		FAS	710.00	710.00	710.00	0.00	0.00

Contd.

7.10 Intercity Wholesale Prices of Selected Commodities

Group/Commodity/Item Specification	Unit	City	Prices (Rs.)			% Change in Feb.,2015 Over	
			Feb., 2015	Jan., 2015	Feb., 2014	Jan., 2015	Feb., 2014
		RAW	812.50	812.50	812.50	0.00	0.00
		KAR	798.00	798.00	635.00	0.00	25.67
		SKR	860.00	860.00	860.00	0.00	0.00
		PSH	840.00	840.00	840.00	0.00	0.00
		QTA	620.00	620.00	620.00	0.00	0.00
2821004. SOCKS COTTON GENTS AVG. QLTY.	DOZ.	LAH	750.00	750.00	625.00	0.00	20.00
		FAS	510.00	510.00	510.00	0.00	0.00
		KAR	630.00	630.00	580.00	0.00	8.62
064. Readymade Garments							
2823101. PANTS GENTS (W&W) AVG. QLTY.	DOZ.	LAH	4250.00	4250.00	3575.00	0.00	18.88
		RAW	6950.00	6950.00	6250.00	0.00	11.20
		KAR	5100.00	5100.00	4900.00	0.00	4.08
2823102. SHORT	DOZ.	LAH	1250.00	1250.00	955.00	0.00	30.89
		KAR	1260.00	1260.00	1122.00	0.00	12.30
		HYD	2000.00	2000.00	2000.00	0.00	0.00
2823103. AWAMI SUIT(W&W) AVG. QLTY.	DOZ.	LAH	9000.00	9000.00	4525.00	0.00	98.90
		RAW	11250.00	11250.00	7950.00	0.00	41.51
		KAR	8100.00	8100.00	4985.00	0.00	62.49
		QTA	5400.00	5400.00	4800.00	0.00	12.50
2823201. SHIRT GENTS (W&W) AVG. QLTY.	DOZ.	LAH	3225.00	3225.00	3225.00	0.00	0.00
		RAW	4125.00	4125.00	3725.00	0.00	10.74
		KAR	4050.00	4050.00	3060.00	0.00	32.35
2823301. GIRL'S FROCK (W&W)	DOZ.	LAH	8750.00	8750.00	6650.00	0.00	31.58
		RAW	9350.00	9350.00	7100.00	0.00	31.69
		KAR	6450.00	6450.00	4560.00	0.00	41.45
3c) Leather Products							
065. Leather Without Hair							
2912001. SOLE LEATHER 5 MM GR-1	KG.	SAH	620.00	620.00	500.00	0.00	24.00
		KSR	425.00	425.00	425.00	0.00	0.00
2912002. SOLE LEATHER 4.5 MM GR-1	KG.	SAH	710.00	710.00	480.00	0.00	47.92
		KSR	490.00	490.00	420.00	0.00	16.67
2912003. SOLE LEATHER 4 MM GR-1	KG.	SAH	740.00	740.00	470.00	0.00	57.45
		KSR	510.00	510.00	410.00	0.00	24.39
066. Other Leather N.E.C							
2913001. CHROME LEATHER COW ANALINE GR-I	DM.	SAH	22.60	26.90	45.00	-15.99	-49.78
		KSR	21.00	20.00	33.00	5.00	-36.36
2913002. CHROME LEATHER COW ANALINE GR-II	DM.	SAH	20.98	20.98	43.00	0.00	-51.21
		KSR	19.00	19.00	30.00	0.00	-36.67
2913003. CHROME LEATHER BUFF CALF (SUP)	DM.	SAH	17.76	17.76	38.00	0.00	-53.26
		KSR	17.00	17.00	27.00	0.00	-37.04
2913004. CHROME LEATHER BUFF CALF (B)	DM.	SAH	16.14	16.14	27.00	0.00	-40.22
		KSR	15.00	15.00	24.00	0.00	-37.50
067. Footwears							
2933001. GENTS SHOES PAUL BATA	PAIR	LAH	818.23	818.23	818.23	0.00	0.00
2933002. GENTS SANDAL BATA	PAIR	LAH	572.51	572.51	572.51	0.00	0.00
2933003. GENTS SLATE CHAPPAL BATA	PAIR	LAH	110.08	110.08	110.08	0.00	0.00
2933004. LADIES SANDAL BATA (EMOZIAN)	PAIR	LAH	490.61	490.61	490.61	0.00	0.00
2933005. LADIES SPOUNG CHAPPAL BATA(TROPICAL)	PAIR	LAH	109.52	109.52	109.52	0.00	0.00
2933006. CHILD SHOE POWER LIFE BATA	PAIR	LAH	285.85	285.85	285.85	0.00	0.00
2933007. GENTS SHOES ART 1109 SERVIS	PAIR	LAH	477.00	477.00	477.00	0.00	0.00

Contd.

7.10 Intercity Wholesale Prices of Selected Commodities

Group/Commodity/Item Specification	Unit	City	Prices (Rs.)			% Change in Feb.,2015 Over	
			Feb., 2015	Jan., 2015	Feb., 2014	Jan., 2015	Feb., 2014
2933008. CHEETAH 50 SIZE 3.5	PAIR	LAH	679.00	679.00	679.00	0.00	0.00
2933009. SERVIS SHOES WOMEN	PAIR	LAH	370.00	370.00	370.00	0.00	0.00
2933010. SERVIS SHOES CHILDREN	PAIR	LAH	257.00	257.00	257.00	0.00	0.00
4. Other Transportable Goods							
068. Timber							
3131001. TIMBER SHEESHAM	CMT.	LAH	59151.00	59151.00	52089.00	0.00	13.56
		RAW	64449.50	64449.50	56503.50	0.00	14.06
		KAR	51965.00	51965.00	45425.00	0.00	14.40
		PSH	42378.00	42378.00	42378.00	0.00	0.00
		QTA	55582.00	55582.00	43200.00	0.00	28.66
3131002. TIMBER KERUING PINE WOOD	CMT.	RAW	62683.50	62683.50	59152.00	0.00	5.97
		KAR	53412.50	53412.50	46900.00	0.00	13.89
3131003. TIMBER PERTAL	CMT.	LAH	38845.50	38845.50	24366.50	0.00	59.42
		RAW	48558.00	48558.00	45026.00	0.00	7.84
		KAR	38404.00	38404.00	34700.00	0.00	10.67
		PSH	52372.00	52372.00	52372.00	0.00	0.00
		QTA	31050.00	31050.00	31050.00	0.00	0.00
3131004. TIMBER CHIR	CMT.	LAH	32665.50	32665.50	18098.50	0.00	80.49
		RAW	43260.50	43260.50	39729.00	0.00	8.89
		KAR	30458.00	30458.00	26350.00	0.00	15.59
3131005. TIMBER DEODAR	CMT.	RAW	97998.00	97998.00	92701.00	0.00	5.71
		KAR	97996.50	97996.50	90950.00	0.00	7.75
		PSH	95358.00	95358.00	95358.00	0.00	0.00
		QTA	88000.00	88000.00	76950.00	0.00	14.36
3131006. TIMBER TEAK WOOD	CMT.	LAH	143021.50	143021.50	97997.50	0.00	45.94
		KAR	115653.00	115653.00	108300.00	0.00	6.79
069. Printing Paper							
3212901. OFFSET PAPER FLYING FINISH	KG.	KAR	82.50	85.00	86.00	-2.94	-4.07
3212902. ART PAPER "LEYKAM"/CHINA	KG.	KAR	115.00	115.00	114.00	0.00	0.88
3212903. PRINTING PAPER ROYAL CENTURY	KG.	KAR	90.00	90.00	90.00	0.00	0.00
3212904. PHOTOSTAT PAPER 210X297 A-4(80GM)	KG.	KAR	370.00	370.00	370.00	0.00	0.00
070. Hard Board							
3213301. KRAFT LINES BOARD (BRAZIL-125)	KG.	KAR	106.25	110.00	110.00	-3.41	-3.41
071. Coke							
3310001. COKE	MT.	KAR	60000.00	60000.00	60000.00	0.00	0.00
072. Motor Spirit							
3331001. MOTOR SPRIT 87 RON	LTR.	KAR	70.23	78.22	112.70	-10.21	-37.68
073. Diesel Oil							
3333001. DIESEL OIL LIGHT SPEED (BULK)	LTR.	KAR	57.87	67.43	101.17	-14.18	-42.80
3333002. DIESEL OIL HIGH SPEED(BULK)	LTR.	KAR	80.55	86.17	116.69	-6.52	-30.97
074. Kerosine Oil							
3334001. KEROSINE OIL	LTR.	KAR	67.01	78.47	107.86	-14.60	-37.87
075. Furnace Oil							
3337001. HIGH SULPHUR FURNACE OIL(HSFO)	MT.	KAR	34723.00	36831.00	66199.00	-5.72	-47.55
076. Mobil Oil							
3338001. HAVOLINE MOBIL OIL PETROL ENGN.	4 LTR.	FAS	1950.00	1950.00	1950.00	0.00	0.00
		RAW	1987.50	1987.50	1912.50	0.00	3.92
		MUL	1780.00	1780.00	1660.00	0.00	7.23
		GJT	1790.00	1790.00	1660.00	0.00	7.83

Contd.

7.10 Intercity Wholesale Prices of Selected Commodities

Group/Commodity/Item Specification	Unit	City	Prices (Rs.)			% Change in Feb.,2015 Over	
			Feb., 2015	Jan., 2015	Feb., 2014	Jan., 2015	Feb., 2014
		KAR	2157.00	2157.00	2000.00	0.00	7.85
		PSH	1640.00	1640.00	1540.00	0.00	6.49
		QTA	1670.00	1670.00	1670.00	0.00	0.00
3338002. HAVOLINE MOBIL OIL CNG ENGN.	4 LTR.	FAS	1600.00	1600.00	1600.00	0.00	0.00
		RAW	1962.50	1962.50	1887.50	0.00	3.97
		MUL	1830.00	1830.00	1720.00	0.00	6.40
		GJT	1835.00	1835.00	1720.00	0.00	6.69
		KAR	1833.00	1833.00	1720.00	0.00	6.57
		PSH	1680.00	1680.00	1640.00	0.00	2.44
		QTA	1725.00	1725.00	1685.00	0.00	2.37
077. Chemicals							
3414001. STEARIC ACID	LB.	LAH	155.00	110.00	95.00	40.91	63.16
		KAR	106.50	106.50	104.50	0.00	1.91
3414002. ACETIC ACID	LB.	LAH	100.00	80.00	54.50	25.00	83.49
		KAR	59.00	59.00	48.50	0.00	21.65
		PSH	53.00	57.00	60.00	-7.02	-11.67
3414003. TARTARIC POWDER	50 KG.	LAH	18500.00	18000.00	16500.00	2.78	12.12
		KAR	11000.00	11000.00	8987.50	0.00	22.39
3414004. CITRIC ACID	50 KG.	LAH	6000.00	6500.00	5900.00	-7.69	1.69
		KAR	6350.00	6350.00	6512.50	0.00	-2.50
		PSH	5400.00	6500.00	7500.00	-16.92	-28.00
3414005. CHINA CLAY	M.T.	KAR	53500.00	53500.00	42000.00	0.00	27.38
3414006. BLEACHING POWDER	50 KG.	LAH	2600.00	2500.00	1975.00	4.00	31.65
		KSR	2675.00	2900.00	1950.00	-7.76	37.18
		KAR	2025.00	2025.00	1200.00	0.00	68.75
		PSH	2700.00	3800.00	2000.00	-28.95	35.00
3414007. GLUCOSE POWDER	50 KG.	LAH	5200.00	5200.00	5000.00	0.00	4.00
		KAR	5200.00	5200.00	4500.00	0.00	15.56
		PSH	5400.00	5400.00	5000.00	0.00	8.00
3422001. ZINC OXIDE	50 KG.	LAH	20000.00	19000.00	19000.00	5.26	5.26
		PSH	16500.00	16500.00	16000.00	0.00	3.13
3423101. CAUSTIC SODA	50 KG.	LAH	3700.00	3900.00	3900.00	-5.13	-5.13
		KSR	3725.00	3900.00	3900.00	-4.49	-4.49
		KAR	4150.00	4150.00	3932.50	0.00	5.53
		PSH	4000.00	4000.00	5000.00	0.00	-20.00
3423102. SULPHURIC ACID	100 KG.	LAH	2500.00	2500.00	2500.00	0.00	0.00
		KAR	2300.00	2400.00	2150.00	-4.17	6.98
		PSH	2000.00	2000.00	2200.00	0.00	-9.09
3423103. MERCURY	KG.	LAH	13000.00	14000.00	16000.00	-7.14	-18.75
		KAR	14000.00	14000.00	12300.00	0.00	13.82
		PSH	11000.00	12000.00	15000.00	-8.33	-26.67
3424001. SODA ASH LIGHT 80 KG. BAG	BAG	LAH	3500.00	3800.00	3800.00	-7.89	-7.89
		KSR	3550.00	3725.00	3725.00	-4.70	-4.70
		KAR	3420.00	3420.00	2000.00	0.00	71.00
		PSH	3360.00	3360.00	3520.00	0.00	-4.55
3424002. SODIUM BI- CARBONATE.	50 KG.	LAH	2500.00	2500.00	2250.00	0.00	11.11
		KAR	2850.00	2850.00	2300.00	0.00	23.91
		PSH	2400.00	2400.00	2200.00	0.00	9.09
3424003. SALT EPSUM	100 KG.	LAH	1500.00	1600.00	1600.00	-6.25	-6.25
		KAR	1750.00	1800.00	1252.50	-2.78	39.72
		PSH	2600.00	2600.00	1800.00	0.00	44.44

Contd.

7.10 Intercity Wholesale Prices of Selected Commodities

Group/Commodity/Item Specification	Unit	City	Prices (Rs.)			% Change in Feb.,2015 Over	
			Feb., 2015	Jan., 2015	Feb., 2014	Jan., 2015	Feb., 2014
078. Dyeing Material							
3431001. DYES RED B-BASE	LB.	KAR	270.00	260.00	250.00	3.85	8.00
3431002. DYES ORITEX JAPAN RED HR-2.	LB.	KAR	225.00	225.00	225.00	0.00	0.00
3431003. DYED REACTIVE VIOLET H-3R	LB.	KAR	250.00	250.00	140.00	0.00	78.57
079. Fertilizers							
3461101. SONA UREA	MT.	LAH	38000.00	38000.00	35500.00	0.00	7.04
		FAS	38400.00	39000.00	38400.00	-1.54	0.00
		MUL	37600.00	38000.00	37000.00	-1.05	1.62
		PSH	39000.00	39000.00	39000.00	0.00	0.00
3461102. KISAN UREA	MT.	LAH	38000.00	38000.00	35500.00	0.00	7.04
		FAS	37400.00	38400.00	37200.00	-2.60	0.54
		MUL	35600.00	36600.00	36000.00	-2.73	-1.11
		GUJ	36000.00	36000.00	35600.00	0.00	1.12
3461401. CALCIUM AMMONIUM NITRATE	MT.	LAH	38000.00	38000.00	37000.00	0.00	2.70
		PSH	38000.00	38000.00	37000.00	0.00	2.70
		LAH	32500.00	32500.00	31000.00	0.00	4.84
		FAS	33000.00	32600.00	31000.00	1.23	6.45
3462101. SINGLE SUPPER PHOSPHATE (GR) 18PC	MT.	MUL	31000.00	31000.00	30000.00	0.00	3.33
		GUJ	33000.00	33000.00	30000.00	0.00	10.00
		PSH	31000.00	31000.00	31000.00	0.00	0.00
		LAH	20000.00	20000.00	20000.00	0.00	0.00
3462102. SINGLE SUPER PHOSPHATE (PD) 18PC	MT.	FAS	19000.00	18000.00	21000.00	5.56	-9.52
		MUL	18600.00	18200.00	19200.00	2.20	-3.13
		GUJ	19000.00	19000.00	18000.00	0.00	5.56
		PSH	20000.00	20000.00	20000.00	0.00	0.00
3462103. TRIPLE SUPER PHOSPHATE (GR)	MT.	LAH	21000.00	21000.00	21000.00	0.00	0.00
		FAS	21950.00	21950.00	21950.00	0.00	0.00
		MUL	21900.00	21900.00	21900.00	0.00	0.00
		GUJ	22000.00	22000.00	22000.00	0.00	0.00
3463201. SULPHATE OF POTASH	MT.	PSH	25100.00	25100.00	25100.00	0.00	0.00
		LAH	61750.00	61750.00	61750.00	0.00	0.00
		FAS	61850.00	61850.00	61850.00	0.00	0.00
		MUL	62050.00	62050.00	62050.00	0.00	0.00
3464101. NITRO PHOSPHATE	MT.	GUJ	66000.00	66000.00	66000.00	0.00	0.00
		PSH	60000.00	60000.00	60000.00	0.00	0.00
		LAH	109000.00	97000.00	84000.00	12.37	29.76
		MUL	83600.00	83600.00	83600.00	0.00	0.00
3464201. DIA-AMMONIUM PHOSPHATE	MT.	KSR	109000.00	97000.00	84000.00	12.37	29.76
		LAH	50500.00	50000.00	48000.00	1.00	5.21
		FAS	52000.00	52000.00	50500.00	0.00	2.97
		MUL	51000.00	52200.00	48600.00	-2.30	4.94
3464401. NITROGEN PHOSPHATE AND POTACIUM(NPK)	MT.	GUJ	53000.00	53000.00	50000.00	0.00	6.00
		PSH	53000.00	54000.00	49000.00	-1.85	8.16
		LAH	76000.00	76000.00	69000.00	0.00	10.14
		FAS	74400.00	75000.00	72000.00	-0.80	3.33
		MUL	73200.00	74000.00	71600.00	-1.08	2.23
		GUJ	76000.00	76000.00	67000.00	0.00	13.43
		PSH	74000.00	75000.00	69000.00	-1.33	7.25
		LAH	63000.00	63000.00	60000.00	0.00	5.00
		GUJ	62000.00	62000.00	58000.00	0.00	6.90
		SAR	59600.00	59800.00	62920.00	-0.33	-5.28
		HYD	61680.00	61680.00	61760.00	0.00	-0.13

Contd.

7.10 Intercity Wholesale Prices of Selected Commodities

Group/Commodity/Item Specification	Unit	City	Prices (Rs.)			% Change in Feb.,2015 Over	
			Feb., 2015	Jan., 2015	Feb., 2014	Jan., 2015	Feb., 2014
080. Pesticides							
3466101. THIODAN 35 EC(AGRICULTURE) 1 LTR	BOTTLE	LAH	580.00	580.00	580.00	0.00	0.00
		FAS	1050.00	1050.00	1050.00	0.00	0.00
		MUL	1200.00	1150.00	850.00	4.35	41.18
		SAR	875.00	875.00	875.00	0.00	0.00
		GJT	500.00	500.00	500.00	0.00	0.00
		KAR	96.85	96.85	0.00	0.00	-----
		HYD	750.00	750.00	750.00	0.00	0.00
		MPK	600.00	600.00	600.00	0.00	0.00
3466102. DURSBAN TC(TERMITICIDE CONC.)	BOTTLE	LAH	1050.00	1050.00	1050.00	0.00	0.00
		FAS	1265.00	1265.00	1265.00	0.00	0.00
		MUL	1550.00	1550.00	1450.00	0.00	6.90
		SAR	1000.00	1000.00	1000.00	0.00	0.00
3466103. SARSABZ (VEGETABLES) 1 LTR.	BOTTLE	LAH	210.00	210.00	210.00	0.00	0.00
		FAS	360.00	360.00	360.00	0.00	0.00
		MUL	600.00	600.00	255.00	0.00	135.29
		SAR	250.00	250.00	250.00	0.00	0.00
		GJT	500.00	500.00	400.00	0.00	25.00
3466104. MALATHION (ALL ANIMALS) 1 LTR.	BOTTLE	LAH	800.00	800.00	470.00	0.00	70.21
		FAS	1300.00	1300.00	980.00	0.00	32.65
		GUJ	1100.00	1100.00	800.00	0.00	37.50
		GJT	1200.00	1200.00	800.00	0.00	50.00
081. Insecticides							
3471001. L-D POLYTHYLENE	LB.	KAR	76.06	85.88	104.25	-11.43	-27.04
3473001. POLYSTRENE GP.	55 LB.	KAR	4750.00	5200.00	3691.00	-8.65	28.69
082. Paints & Varnishes							
3511001. SYN CLEAR VARNISH (BUXLYS)	3 LTR.	LAH	1050.00	1050.00	1050.00	0.00	0.00
		KAR	1175.00	1175.00	1020.00	0.00	15.20
3511002. SYN CLEAR VARNISH (BERGER)	3 LTR.	LAH	1150.00	1150.00	1150.00	0.00	0.00
		KAR	1325.00	1325.00	1210.00	0.00	9.50
3511003. SYN ENAMEL VIP (BERGER)	3.6 LTR	LAH	1700.00	1700.00	1700.00	0.00	0.00
		RAW	1322.50	1322.50	1245.00	0.00	6.22
		KAR	1600.00	1600.00	1440.00	0.00	11.11
3511004. SYN ENAMEL 413 (BUXLYS)	3.6 LTR	LAH	1370.00	1370.00	1370.00	0.00	0.00
		RAW	1315.00	1315.00	1235.00	0.00	6.48
		KAR	1600.00	1600.00	1440.00	0.00	11.11
3511005. VIP PLASTIC EMULSION (BERGER)	4 LTR.	LAH	1750.00	1750.00	1750.00	0.00	0.00
		RAW	1545.00	1545.00	1477.50	0.00	4.57
		KAR	1425.00	1425.00	850.00	0.00	67.65
3511006. PLASTIC BOUND DISTEMPER(BUXLYS)	6 KG.	LAH	1210.00	1210.00	1210.00	0.00	0.00
		RAW	990.00	990.00	925.00	0.00	7.03
		KAR	975.00	975.00	760.00	0.00	28.29
3511007. ICI PLASTIC EMULSION	4 LTR	LAH	1800.00	1800.00	1800.00	0.00	0.00
		RAW	1690.00	1690.00	1635.00	0.00	3.36
		KAR	1750.00	1750.00	1620.00	0.00	8.02
083. Medicines							
3526001. PANADOL TAB. (200)	PACKET	LAH	153.00	153.00	153.00	0.00	0.00
		RAW	165.00	165.00	165.00	0.00	0.00
		MUL	153.00	153.00	153.00	0.00	0.00
		KAR	165.00	165.00	187.20	0.00	-11.86
		MPK	153.00	153.00	153.00	0.00	0.00

Contd.

7.10 Intercity Wholesale Prices of Selected Commodities

Group/Commodity/Item Specification	Unit	City	Prices (Rs.)			% Change in Feb.,2015 Over	
			Feb., 2015	Jan., 2015	Feb., 2014	Jan., 2015	Feb., 2014
3526002. DISPRIN TAB. (600)	PACKET	PSH	160.00	160.00	155.00	0.00	3.23
		QTA	180.00	180.00	180.00	0.00	0.00
		LAH	525.00	525.00	525.00	0.00	0.00
		RAW	372.50	372.50	372.50	0.00	0.00
		MUL	510.00	510.00	510.00	0.00	0.00
		KAR	459.00	459.00	459.00	0.00	0.00
		MPK	360.00	360.00	360.00	0.00	0.00
3526003. FLAGYL TAB. (200)	PACKET	PSH	516.00	516.00	516.00	0.00	0.00
		QTA	440.00	440.00	440.00	0.00	0.00
		LAH	170.00	170.00	170.00	0.00	0.00
		RAW	255.00	255.00	255.00	0.00	0.00
		MUL	270.00	270.00	255.00	0.00	5.88
		KAR	260.00	260.00	260.00	0.00	0.00
		MPK	260.00	260.00	260.00	0.00	0.00
3526004. VENTOLIN TAB.(100)	PACKET	PSH	283.00	283.00	172.00	0.00	64.53
		QTA	180.00	180.00	170.00	0.00	5.88
		LAH	82.00	82.00	73.10	0.00	12.18
		RAW	85.00	85.00	73.00	0.00	16.44
		MUL	121.00	121.00	105.20	0.00	15.02
		KAR	86.53	86.53	86.53	0.00	0.00
		MPK	73.20	73.20	73.20	0.00	0.00
3526005. DAONIL TAB. (60)	PACKET	PSH	72.00	72.00	74.00	0.00	-2.70
		QTA	80.00	80.00	73.20	0.00	9.29
		LAH	75.12	75.12	75.12	0.00	0.00
		RAW	86.50	86.50	75.00	0.00	15.33
		MUL	86.31	86.31	75.05	0.00	15.00
		KAR	88.00	88.00	88.00	0.00	0.00
		MPK	76.00	76.00	76.00	0.00	0.00
3526006. ENTOX TAB. (100)	PACKET	PSH	90.00	90.00	78.00	0.00	15.38
		QTA	90.00	90.00	88.00	0.00	2.27
		LAH	87.50	87.50	87.50	0.00	0.00
		RAW	73.00	73.00	73.00	0.00	0.00
		MUL	85.00	85.00	85.00	0.00	0.00
		KAR	100.00	100.00	100.00	0.00	0.00
		MPK	85.00	85.00	85.00	0.00	0.00
3526007. CALCIUM TAB. 1000 SANDOZ	06 BOTT	PSH	100.00	100.00	86.00	0.00	16.28
		QTA	85.00	85.00	85.00	0.00	0.00
		LAH	622.00	622.00	622.00	0.00	0.00
		RAW	620.00	620.00	620.00	0.00	0.00
		MUL	622.20	622.20	622.20	0.00	0.00
		KAR	732.00	732.00	732.00	0.00	0.00
		MPK	520.00	520.00	520.00	0.00	0.00
3526008. RENITEC TAB. 5 MG. (20)	PACKET	PSH	630.00	630.00	630.00	0.00	0.00
		QTA	636.00	636.00	425.00	0.00	49.65
		LAH	87.56	87.56	87.56	0.00	0.00
		RAW	99.50	99.50	90.00	0.00	10.56
		MUL	99.45	99.45	87.50	0.00	13.66
		KAR	100.00	100.00	100.00	0.00	0.00
		MPK	88.00	88.00	88.00	0.00	0.00
PSH	105.30	105.30	87.30	0.00	20.62		
QTA	102.00	102.00	87.00	0.00	17.24		

Contd.

7.10 Intercity Wholesale Prices of Selected Commodities

Group/Commodity/Item Specification	Unit	City	Prices (Rs.)			% Change in Feb.,2015 Over	
			Feb., 2015	Jan., 2015	Feb., 2014	Jan., 2015	Feb., 2014
3526009. CARMINA (150 TABLETS)	06 BOTT	LAH	150.00	150.00	150.00	0.00	0.00
		RAW	120.00	120.00	120.00	0.00	0.00
		MUL	153.00	153.00	150.00	0.00	2.00
		KAR	180.00	180.00	156.00	0.00	15.38
		PSH	170.00	170.00	120.00	0.00	41.67
3526010. SUALIN (250 TAB.) STRIP	EACH	LAH	68.75	68.75	68.75	0.00	0.00
		RAW	78.00	78.00	78.00	0.00	0.00
		KAR	132.00	132.00	132.00	0.00	0.00
		PSH	150.00	150.00	150.00	0.00	0.00
3526011. SANCOS SYRUP 60 MG.	06 BOTT	LAH	331.50	331.50	331.50	0.00	0.00
		RAW	142.50	142.50	137.00	0.00	4.01
		MUL	280.50	280.50	280.50	0.00	0.00
		KAR	160.00	160.00	156.00	0.00	2.56
		MPK	285.00	285.00	285.00	0.00	0.00
		PSH	300.00	300.00	300.00	0.00	0.00
		QTA	287.00	287.00	275.00	0.00	4.36
3526012. PHENRGONE SYRUP 120 MG	06 BOTT	LAH	179.66	179.66	179.66	0.00	0.00
		RAW	168.00	168.00	142.00	0.00	18.31
		MUL	168.30	168.30	153.00	0.00	10.00
		KAR	198.00	198.00	198.00	0.00	0.00
		MPK	170.00	170.00	170.00	0.00	0.00
		PSH	170.28	170.28	170.00	0.00	0.16
		QTA	195.00	195.00	195.00	0.00	0.00
3526013. CALPOL SYRUP	06 BOTT	LAH	135.00	135.00	135.00	0.00	0.00
		RAW	143.00	143.00	132.00	0.00	8.33
		MUL	127.50	127.50	127.50	0.00	0.00
		KAR	150.00	150.00	150.00	0.00	0.00
		MPK	214.20	214.20	129.00	0.00	66.05
		PSH	144.48	144.48	129.00	0.00	12.00
		QTA	125.00	125.00	125.00	0.00	0.00
3526014. HYDERLIN SYRUP	06 BOTT	LAH	300.90	300.90	300.90	0.00	0.00
		RAW	327.50	327.50	158.00	0.00	107.28
		MUL	316.20	316.20	300.90	0.00	5.08
		KAR	312.00	312.00	312.00	0.00	0.00
		MPK	312.00	312.00	312.00	0.00	0.00
		PSH	342.00	342.00	305.00	0.00	12.13
		QTA	378.00	378.00	300.90	0.00	25.62
3526015. SAFI HAMDARD 100 ML	06 BOTT	LAH	228.00	228.00	228.00	0.00	0.00
		RAW	216.00	216.00	216.00	0.00	0.00
		MUL	210.00	210.00	210.00	0.00	0.00
		KAR	276.00	276.00	255.00	0.00	8.24
		PSH	240.00	240.00	240.00	0.00	0.00
		QTA	193.00	193.00	193.00	0.00	0.00
3526016. HONEY TUBE (HAMDARD)	06 TUBE	LAH	540.00	540.00	204.00	0.00	164.71
		KAR	552.00	552.00	510.00	0.00	8.24
		MPK	516.00	516.00	516.00	0.00	0.00
		PSH	480.00	480.00	480.00	0.00	0.00
		QTA	582.00	582.00	185.00	0.00	214.59
3526017. BETNOVATE-N OINTMENT	06 TUBE	LAH	153.12	153.12	153.12	0.00	0.00
		RAW	148.00	148.00	148.00	0.00	0.00
		MUL	170.04	170.04	147.90	0.00	14.97

Contd.

7.10 Intercity Wholesale Prices of Selected Commodities

Group/Commodity/Item Specification	Unit	City	Prices (Rs.)			% Change in Feb.,2015 Over	
			Feb., 2015	Jan., 2015	Feb., 2014	Jan., 2015	Feb., 2014
3526018. BURNOL	06 TUBE	KAR	168.00	168.00	148.00	0.00	13.51
		MPK	156.00	156.00	156.00	0.00	0.00
		PSH	150.00	150.00	150.00	0.00	0.00
		QTA	162.00	162.00	162.00	0.00	0.00
		LAH	85.08	85.08	85.08	0.00	0.00
		RAW	82.00	82.00	82.00	0.00	0.00
		MUL	82.00	82.00	81.60	0.00	0.49
		KAR	96.00	96.00	96.00	0.00	0.00
		MPK	81.60	81.60	81.60	0.00	0.00
3526019. O.R.S.FLAVOURED (SEARLE)	DOZEN	PSH	87.00	87.00	87.00	0.00	0.00
		QTA	81.00	81.00	81.00	0.00	0.00
		LAH	180.00	180.00	108.00	0.00	66.67
		RAW	183.50	183.50	163.50	0.00	12.23
		MUL	173.40	173.40	153.80	0.00	12.74
3526020. JOSHANDA HAMDARD	DOZEN	KAR	174.00	174.00	137.70	0.00	26.36
		PSH	154.80	154.80	154.80	0.00	0.00
		QTA	156.00	156.00	350.00	0.00	-55.43
		LAH	276.00	276.00	59.00	0.00	367.80
		MUL	216.00	216.00	62.40	0.00	246.15
3526021. COTTON BANDAGE 2" SIZE	06 NO.S	KAR	264.00	264.00	220.00	0.00	20.00
		MPK	123.84	123.84	123.84	0.00	0.00
		PSH	82.00	82.00	48.00	0.00	70.83
		QTA	221.00	221.00	221.00	0.00	0.00
		LAH	39.00	39.00	39.00	0.00	0.00
		RAW	48.00	48.00	48.00	0.00	0.00
084. Soaps & Detergents	DOZ.	MUL	24.00	24.00	24.00	0.00	0.00
		KAR	30.00	30.00	28.50	0.00	5.26
		MPK	54.00	54.00	54.00	0.00	0.00
		PSH	22.00	22.00	22.00	0.00	0.00
3532101. LIFE BOUY SOAP (125 GM.)	DOZ.	LAH	401.00	401.00	401.00	0.00	0.00
		RAW	377.50	377.50	377.50	0.00	0.00
		KSR	401.00	401.00	401.00	0.00	0.00
		KAR	396.00	396.00	396.00	0.00	0.00
		PSH	420.00	420.00	400.00	0.00	5.00
3532102. LUX-STD. (70 GM.)	DOZ.	QTA	370.00	370.00	360.00	0.00	2.78
		LAH	383.00	383.00	383.00	0.00	0.00
		RAW	361.00	361.00	361.00	0.00	0.00
		KAR	384.00	384.00	360.00	0.00	6.67
		PSH	380.00	380.00	342.50	0.00	10.95
3532201. SUPER ACTIVE SURF (130 GM.)	DOZ.	QTA	360.00	360.00	330.00	0.00	9.09
		LAH	230.00	230.00	230.00	0.00	0.00
		MUL	229.16	229.16	229.16	0.00	0.00
		KAR	232.00	232.00	232.00	0.00	0.00
3532202. ARIEL (100 GM)	DOZ.	SKR	248.88	248.88	229.20	0.00	8.59
		LAH	230.00	230.00	242.00	0.00	-4.96
		GUJ	228.00	228.00	228.00	0.00	0.00
3532203. VIM DETERGENT POLY BAG (1000 G.)	DOZ.	KAR	163.00	163.00	156.00	0.00	4.49
		MPK	180.00	180.00	180.00	0.00	0.00
		LAH	750.00	750.00	630.00	0.00	19.05
		RAW	715.00	715.00	645.00	0.00	10.85

Contd.

7.10 Intercity Wholesale Prices of Selected Commodities

Group/Commodity/Item Specification	Unit	City	Prices (Rs.)			% Change in Feb.,2015 Over	
			Feb., 2015	Jan., 2015	Feb., 2014	Jan., 2015	Feb., 2014
		KAR	640.00	640.00	540.00	0.00	18.52
		SKR	720.00	720.00	733.08	0.00	-1.78
		PSH	680.00	680.00	648.00	0.00	4.94
		MNG	516.00	516.00	516.00	0.00	0.00
		QTA	624.00	624.00	486.00	0.00	28.40
3532204. MAXIMUM POWER BRITE POLYBAG(400GM)	DOZ.	LAH	1404.00	1404.00	1404.00	0.00	0.00
		RAW	862.50	862.50	862.50	0.00	0.00
		KAR	1060.00	1060.00	1020.00	0.00	3.92
		MPK	1416.00	1416.00	1416.00	0.00	0.00
		PSH	1325.00	1325.00	1325.00	0.00	0.00
3532205. EXPRESS DETERGENT(1000GM)	DOZ.	KAR	1440.00	1440.00	1128.00	0.00	27.66
3532206. WASHING SOAP BETA/SUFI/GUY	DOZ.	LAH	5720.00	5720.00	5720.00	0.00	0.00
		RAW	3825.00	3825.00	3825.00	0.00	0.00
		KSR	5580.00	5580.00	5580.00	0.00	0.00
		SKR	3440.00	3440.00	5700.00	0.00	-39.65
		PSH	6100.00	6100.00	6100.00	0.00	0.00
3532207. WASHING SOAP NYLON 101 CAKE	DOZ.	LAH	269.00	269.00	269.00	0.00	0.00
		RAW	237.50	237.50	237.50	0.00	0.00
		SAR	320.00	320.00	432.00	0.00	-25.93
		BNU	190.00	190.00	180.00	0.00	5.56
		QTA	300.00	300.00	300.00	0.00	0.00
3532301. TOOTHPASTE MACLEAN'S (LARGE SIZE)	DOZ.	RAW	575.00	575.00	575.00	0.00	0.00
		KAR	1080.00	1080.00	1080.00	0.00	0.00
3532302. TOOTHPASTE FARHAN'S (STD. SIZE)	DOZ.	KAR	492.00	492.00	492.00	0.00	0.00
3532303. TALC SAMSOL/SWISS MISS (STD.SIZE)	DOZ.	RAW	565.00	565.00	565.00	0.00	0.00
		KAR	1092.00	1092.00	1092.00	0.00	0.00
3532304. PONDS COLD CREAM (MED SIZE.)	DOZ.	LAH	1200.00	1200.00	1200.00	0.00	0.00
		RAW	1127.50	1127.50	1127.50	0.00	0.00
		KAR	1194.00	1194.00	1109.00	0.00	7.66
3532305. PONDS VANISHING CREAM (MED SIZE)	DOZ.	LAH	2450.00	2450.00	2450.00	0.00	0.00
		RAW	1127.50	1127.50	1127.50	0.00	0.00
		KAR	1009.00	1009.00	1009.00	0.00	0.00
3532306. ADMIRAL SHAVING CREAM (MED.SIZE)	DOZ.	LAH	660.00	660.00	564.00	0.00	17.02
		RAW	625.00	625.00	625.00	0.00	0.00
		KAR	648.00	648.00	600.00	0.00	8.00
3532307. HAIR BRYL CREAM (MED. SIZE).	DOZ.	RAW	1125.00	1125.00	1125.00	0.00	0.00
		KAR	984.00	984.00	940.00	0.00	4.68
3532308. JOHNSON'S BABY POWDER/MOTHER CARE	DOZ.	KAR	798.00	798.00	730.00	0.00	9.32
3532309. SUN SILK SHAMPOO LOCAL 10 ML.	DOZ.	RAW	51.00	51.00	51.00	0.00	0.00
		KAR	55.00	55.00	58.00	0.00	-5.17
085. Auto Tyres							
3611101. AUTO TYRE GEN/SUZ/ALTO/MEHRAN	EACH	LAH	2700.00	2700.00	2700.00	0.00	0.00
		RAW	3075.00	3075.00	2975.00	0.00	3.36
		KAR	2850.00	2850.00	1650.00	0.00	72.73
3611201. MOTOR CYCLE TYRE YAMAHA-100	EACH	LAH	1280.00	1280.00	1280.00	0.00	0.00
		RAW	962.50	962.50	962.50	0.00	0.00
		KAR	1200.00	1200.00	1200.00	0.00	0.00
3611202. MOTOR CYCLE TYRE HONDA CD-70	EACH	LAH	860.00	860.00	860.00	0.00	0.00
		RAW	962.50	962.50	962.50	0.00	0.00
		KAR	1200.00	1200.00	1200.00	0.00	0.00

Contd.

7.10 Intercity Wholesale Prices of Selected Commodities

Group/Commodity/Item Specification	Unit	City	Prices (Rs.)			% Change in Feb.,2015 Over	
			Feb., 2015	Jan., 2015	Feb., 2014	Jan., 2015	Feb., 2014
3611203. MOTOR CYCLE TYRE SUZUKI 80 CC.	EACH	LAH	960.00	960.00	960.00	0.00	0.00
		RAW	937.50	937.50	937.50	0.00	0.00
		KAR	1200.00	1200.00	1200.00	0.00	0.00
3611204. CYCLE TYRE SERVIS (28x1/2")	EACH	LAH	250.00	250.00	250.00	0.00	0.00
		KAR	225.00	225.00	200.00	0.00	12.50
3611205. CYCLE TYRE DIAMOND (28x1/2")	EACH	LAH	300.00	300.00	300.00	0.00	0.00
		RAW	287.50	287.50	265.00	0.00	8.49
		KAR	215.00	215.00	200.00	0.00	7.50
3611401. AUTO TUBE GEN/SUZ/ALTO/MEHRAN	EACH	LAH	270.00	270.00	270.00	0.00	0.00
		RAW	295.00	295.00	295.00	0.00	0.00
		KAR	322.50	322.50	322.50	0.00	0.00
3611402. MOTOR CYCLE TUBE YAMAHA-100	EACH	LAH	185.00	185.00	185.00	0.00	0.00
		RAW	192.50	192.50	192.50	0.00	0.00
		KAR	257.50	257.50	257.50	0.00	0.00
3611403. MOTOR CYCLE TUBE HONDA CD-70	EACH	LAH	175.00	175.00	175.00	0.00	0.00
		RAW	192.50	192.50	192.50	0.00	0.00
		KAR	257.50	257.50	257.50	0.00	0.00
3611404. MOTOR CYCLE TUBE SUZUKI 80 CC.	EACH	LAH	195.00	195.00	195.00	0.00	0.00
		KAR	257.50	257.50	252.50	0.00	1.98
		KAR	132.50	132.50	130.00	0.00	1.92
3611405. CYCLE TUBES SERVIS (28x1/2)	EACH	LAH	105.00	105.00	105.00	0.00	0.00
		KAR	132.50	132.50	130.00	0.00	1.92
		KAR	115.00	115.00	115.00	0.00	0.00
3611406. CYCLE TUBES DIAMOND (28x1/2)	EACH	LAH	115.00	115.00	115.00	0.00	0.00
		RAW	92.50	92.50	92.50	0.00	0.00
		KAR	127.50	127.50	125.00	0.00	2.00
086. Plastic Products							
3694001. WATER COOLER 9 LTR.	EACH	LAH	400.00	400.00	360.00	0.00	11.11
		KAR	465.00	465.00	380.00	0.00	22.37
		PSH	450.00	450.00	450.00	0.00	0.00
		QTA	410.00	410.00	410.00	0.00	0.00
		QTA	410.00	410.00	410.00	0.00	0.00
3694002. BUCKET MED. SIZE	EACH	LAH	300.00	300.00	245.00	0.00	22.45
		GUJ	225.00	225.00	225.00	0.00	0.00
		GJT	220.00	220.00	220.00	0.00	0.00
		KAR	270.00	270.00	270.00	0.00	0.00
		PSH	355.00	355.00	350.00	0.00	1.43
		QTA	235.00	235.00	235.00	0.00	0.00
3694003. DINNER SET PLASTIC 42/48/52 PIECES	EACH	LAH	1975.00	1975.00	1975.00	0.00	0.00
		RAW	4600.00	4600.00	4100.00	0.00	12.20
		MUL	2450.00	2450.00	2450.00	0.00	0.00
		KAR	2100.00	2100.00	1925.00	0.00	9.09
		PSH	2100.00	2100.00	1600.00	0.00	31.25
		MNG	3000.00	3000.00	3000.00	0.00	0.00
3694004. HOT POT PLASTIC 3 PIECES	EACH	LAH	1225.00	1225.00	1225.00	0.00	0.00
		SKT	1000.00	1000.00	660.00	0.00	51.52
		KAR	975.00	975.00	772.50	0.00	26.21
		PSH	1350.00	1350.00	925.00	0.00	45.95
		QTA	1050.00	1050.00	830.00	0.00	26.51
3694005. THERMOS STARVAC 1 LTR.	EACH	LAH	450.00	450.00	315.00	0.00	42.86
		GUJ	500.00	500.00	400.00	0.00	25.00
		KAR	437.50	420.00	420.00	4.17	4.17
		QTA	300.00	300.00	300.00	0.00	0.00
		QTA	300.00	300.00	300.00	0.00	0.00

Contd.

7.10 Intercity Wholesale Prices of Selected Commodities

Group/Commodity/Item Specification	Unit	City	Prices (Rs.)			% Change in Feb.,2015 Over	
			Feb., 2015	Jan., 2015	Feb., 2014	Jan., 2015	Feb., 2014
087. Glass sheets							
3711401. PL. GLASS SHEET 3 MM ABOVE 1 SQ.M	SQ.MTR.	LAH	335.00	335.00	335.00	0.00	0.00
		RAW	325.00	325.00	310.00	0.00	4.84
		KAR	455.00	435.00	435.00	4.60	4.60
3711402. FIG.GLASS SHEET ABOVE 1 SQ.M	SQ.MTR.	PSH	425.00	425.00	425.00	0.00	0.00
		LAH	247.50	247.50	247.50	0.00	0.00
		RAW	285.00	285.00	265.00	0.00	7.55
		KAR	732.50	712.50	465.00	2.81	57.53
		PSH	968.00	968.00	968.00	0.00	0.00
		088. Other Glass Articles					
3719101. JAR 4 LTR. LOCAL/FANCY/SILKY	DOZ.	RAW	887.50	887.50	837.50	0.00	5.97
		KAR	750.00	710.00	710.00	5.63	5.63
3719301. TUMBLER 200 ML. FANCY (OMROC)	DOZ.	RAW	310.00	310.00	297.50	0.00	4.20
		KAR	637.50	637.50	575.00	0.00	10.87
3719302. JUG DIAMOND 1.2 LTR. FANCY (OMROC)	DOZ.	LAH	1775.00	1775.00	1450.00	0.00	22.41
		RAW	1337.50	1337.50	1275.00	0.00	4.90
		KAR	2450.00	2450.00	1730.00	0.00	41.62
3719303. TEA CUP SAUCER WHITE	DOZ.	LAH	725.00	725.00	450.00	0.00	61.11
		RAW	887.50	887.50	837.50	0.00	5.97
		KAR	662.50	662.50	535.00	0.00	23.83
089. Ceramics & Sanitary Fixture							
3721001. EUROPEAN W/C (02/03) STD WHITE	EACH	LAH	1400.00	1400.00	1400.00	0.00	0.00
		RAW	1175.00	1175.00	1025.00	0.00	14.63
		GJT	1400.00	1400.00	2450.00	0.00	-42.86
		KAR	1500.00	1500.00	800.00	0.00	87.50
		PSH	4100.00	4100.00	3600.00	0.00	13.89
3721002. EUROPEAN W.C. (02/03)STD COLOUR	EACH	LAH	1500.00	1500.00	1500.00	0.00	0.00
		RAW	1275.00	1275.00	1125.00	0.00	13.33
		GJT	1600.00	1600.00	2650.00	0.00	-39.62
		KAR	1600.00	1600.00	820.00	0.00	95.12
3721003. ASIAN W.C. WHITE 18/22"	EACH	LAH	1700.00	1700.00	1250.00	0.00	36.00
		RAW	1275.00	1275.00	1125.00	0.00	13.33
		GJT	1250.00	1250.00	1250.00	0.00	0.00
		KAR	925.00	925.00	360.00	0.00	156.94
3721004. ASIAN W.C. WHITE 15/22"	EACH	PSH	1050.00	1050.00	1050.00	0.00	0.00
		LAH	1150.00	1150.00	925.00	0.00	24.32
		RAW	1187.50	1187.50	1025.00	0.00	15.85
		GJT	1050.00	1050.00	1050.00	0.00	0.00
3721005. ASIAN W.C. COLOURED 18/22"	EACH	KAR	875.00	875.00	400.00	0.00	118.75
		PSH	900.00	900.00	850.00	0.00	5.88
		LAH	1700.00	1700.00	1100.00	0.00	54.55
		RAW	1475.00	1475.00	1325.00	0.00	11.32
3721006. ASIAN W.C. COLOURED 15/22"	EACH	GUJ	1800.00	1800.00	1850.00	0.00	-2.70
		GJT	1450.00	1450.00	1450.00	0.00	0.00
		KAR	1012.50	1012.50	420.00	0.00	141.07
		PSH	980.00	980.00	980.00	0.00	0.00
		LAH	1250.00	1250.00	950.00	0.00	31.58
		RAW	1275.00	1275.00	1125.00	0.00	13.33
		GUJ	1700.00	1700.00	1700.00	0.00	0.00
		GJT	1250.00	1250.00	1250.00	0.00	0.00

Contd.

7.10 Intercity Wholesale Prices of Selected Commodities

Group/Commodity/Item Specification	Unit	City	Prices (Rs.)			% Change in Feb.,2015 Over	
			Feb., 2015	Jan., 2015	Feb., 2014	Jan., 2015	Feb., 2014
3721007. WASH BASIN 50 CM WHITE STD.	EACH	KAR	962.50	962.50	550.00	0.00	75.00
		PSH	870.00	870.00	870.00	0.00	0.00
		LAH	1300.00	1300.00	1050.00	0.00	23.81
		RAW	1275.00	1275.00	1125.00	0.00	13.33
		GJT	1350.00	1350.00	1350.00	0.00	0.00
3721008. WASH BASIN 50 CM LIGHT COLOUR	EACH	KAR	1100.00	1100.00	770.00	0.00	42.86
		PSH	1750.00	1750.00	1480.00	0.00	18.24
		LAH	1300.00	1300.00	1050.00	0.00	23.81
		RAW	1375.00	1375.00	1175.00	0.00	17.02
		GJT	1150.00	1150.00	1150.00	0.00	0.00
3721009. SINK STAINLESS STEEL(KIT.)MED.SIZE	EACH	KAR	1250.00	1250.00	880.00	0.00	42.05
		PSH	1550.00	1550.00	1550.00	0.00	0.00
		LAH	1600.00	1250.00	1100.00	28.00	45.45
		RAW	2475.00	2475.00	2325.00	0.00	6.45
		GUJ	1400.00	1400.00	1400.00	0.00	0.00
090. Bricks, Blocks & Tiles 3732001. BRICKS	1000	KAR	1375.00	1375.00	1265.00	0.00	8.70
		PSH	1700.00	1700.00	1400.00	0.00	21.43
		LAH	7600.00	7600.00	7250.00	0.00	4.83
		RAW	7450.00	7450.00	6725.00	0.00	10.78
		GJT	8000.00	8000.00	7000.00	0.00	14.29
3732002. CEMENT BLOCKS	1000	KSR	7500.00	7500.00	7050.00	0.00	6.38
		HYD	4800.00	4800.00	4800.00	0.00	0.00
		SKR	5000.00	5000.00	5500.00	0.00	-9.09
		PSH	7200.00	7200.00	7300.00	0.00	-1.37
		BNU	5800.00	6000.00	5500.00	-3.33	5.45
3732003. TILES PLAIN WHITE 8 X 10"	SQ.MTR	QTA	6250.00	6250.00	6250.00	0.00	0.00
		KAR	20500.00	19600.00	19600.00	4.59	4.59
3732004. TILES PLAIN COLOURED 8 X 10"	SQ.MTR	LAH	525.00	525.00	525.00	0.00	0.00
		RAW	490.00	490.00	490.00	0.00	0.00
		MUL	800.00	800.00	650.00	0.00	23.08
		KAR	535.00	535.00	492.50	0.00	8.63
		LAH	555.00	555.00	555.00	0.00	0.00
091. Cement	MT.	RAW	590.00	590.00	590.00	0.00	0.00
		MUL	825.00	825.00	700.00	0.00	17.86
		KAR	590.00	590.00	552.50	0.00	6.79
		KAR	8460.00	8460.00	8460.00	0.00	0.00
		LAH	18350.00	18350.00	18350.00	0.00	0.00
3744002. CEMENT WHITE	MT.	RAW	19100.00	18450.00	18100.00	3.52	5.52
		KAR	18500.00	18500.00	18500.00	0.00	0.00
		SKR	20000.00	20000.00	19125.00	0.00	4.58
		KAR	9158.00	9158.00	9158.00	0.00	0.00
		LAH	8958.00	9048.00	9088.00	-0.99	-1.43
3744003. SULP. RESISTING CEMENT(JAVEDAN)	MT.	KAR	10110.00	10110.00	9910.00	0.00	2.02
3744004. D.G. CEMENT (EX-FACTORY)	MT	RAW	8900.00	8900.00	8840.00	0.00	0.68
3744005. LUCKY CEMENT (EX-FACTORY)	MT	LAH	4000.00	4000.00	3300.00	0.00	21.21
092. Bed Foam 3815001. BED FOAM	EACH	RAW	4325.00	4325.00	4225.00	0.00	2.37
		GUJ	3000.00	3000.00	3000.00	0.00	0.00
		LAH	4000.00	4000.00	3300.00	0.00	21.21

Contd.

7.10 Intercity Wholesale Prices of Selected Commodities

Group/Commodity/Item Specification	Unit	City	Prices (Rs.)			% Change in Feb.,2015 Over	
			Feb., 2015	Jan., 2015	Feb., 2014	Jan., 2015	Feb., 2014
3815002. BED FOAM COMMANDER 6.5" X 6" X5"	EACH	KAR	2750.00	2750.00	2600.00	0.00	5.77
		QTA	3200.00	3200.00	3200.00	0.00	0.00
		LAH	5800.00	5800.00	5200.00	0.00	11.54
		FAS	6900.00	6900.00	6900.00	0.00	0.00
		RAW	6325.00	6325.00	6225.00	0.00	1.61
		GJT	7600.00	7600.00	7600.00	0.00	0.00
		KAR	6400.00	6400.00	6000.00	0.00	6.67
		HYD	5950.00	5950.00	5950.00	0.00	0.00
093. Matches							
3899801. MATCHES (70-75 STICKS) 10 BOXES	PACKET	LAH	9.60	9.60	9.60	0.00	0.00
		RAW	9.40	9.40	9.40	0.00	0.00
		KAR	15.00	15.00	15.00	0.00	0.00
		SKR	15.00	15.00	15.00	0.00	0.00
		PSH	10.00	10.00	10.00	0.00	0.00
5. Metal Product, Machinery & Equipment							
094. Pig Iron							
4111101. PIG IRON	MT.	KAR	40000.00	40000.00	40000.00	0.00	0.00
095. Steel Bar & Sheets							
4126101. M.S. ROUND BAR 1/4"	MT.	LAH	73000.00	80000.00	75000.00	-8.75	-2.67
		RAW	78000.00	79000.00	77500.00	-1.27	0.65
		KAR	78000.00	78000.00	71500.00	0.00	9.09
		HYD	76000.00	74000.00	70300.00	2.70	8.11
		PSH	72000.00	75000.00	72500.00	-4.00	-0.69
		QTA	77000.00	77000.00	75000.00	0.00	2.67
4126102. M.S. ROUND BAR 3/8"	MT.	LAH	73250.00	80000.00	75000.00	-8.44	-2.33
		RAW	78000.00	79000.00	77250.00	-1.27	0.97
		KAR	76000.00	76000.00	69500.00	0.00	9.35
		HYD	76000.00	74000.00	70300.00	2.70	8.11
		PSH	72500.00	78000.00	74000.00	-7.05	-2.03
		QTA	81000.00	81000.00	79000.00	0.00	2.53
4126103. M.S.ROUND BAR 1/2"	MT.	LAH	72250.00	79250.00	72750.00	-8.83	-0.69
		RAW	78750.00	77750.00	76250.00	1.29	3.28
		KAR	75000.00	75000.00	69500.00	0.00	7.91
		HYD	76000.00	74000.00	70300.00	2.70	8.11
		PSH	70000.00	73300.00	72600.00	-4.50	-3.58
		QTA	80000.00	80000.00	78000.00	0.00	2.56
4126104. M.S. ROUND BAR 1"	MT.	LAH	74500.00	80750.00	72750.00	-7.74	2.41
		RAW	78750.00	77750.00	76250.00	1.29	3.28
		KAR	77000.00	77000.00	73500.00	0.00	4.76
		PSH	72500.00	75000.00	75000.00	-3.33	-3.33
4126105. M.S.RIBBED BAR 1/2" TO 1"	MT.	LAH	74750.00	81250.00	72000.00	-8.00	3.82
		RAW	77750.00	78750.00	77250.00	-1.27	0.65
		KAR	78000.00	78000.00	73500.00	0.00	6.12
4126106. M.S.RIBBED BAR 3/8"	MT.	LAH	74750.00	81250.00	75000.00	-8.00	-0.33
		RAW	76750.00	77750.00	76250.00	-1.29	0.66
		KAR	79000.00	79000.00	74200.00	0.00	6.47
4126107. G.P.SHEET CUTTING JAPAN 24-30 BG	MT.	LAH	120000.00	120000.00	115000.00	0.00	4.35
		RAW	85500.00	86500.00	92250.00	-1.16	-7.32
		KAR	89000.00	89000.00	89000.00	0.00	0.00
		PSH	105000.00	105000.00	110000.00	0.00	-4.55

Contd.

7.10 Intercity Wholesale Prices of Selected Commodities

Group/Commodity/Item Specification	Unit	City	Prices (Rs.)			% Change in Feb.,2015 Over	
			Feb., 2015	Jan., 2015	Feb., 2014	Jan., 2015	Feb., 2014
4126108. G.S.SHEET 24 G.GALV.	MT.	LAH	130000.00	130000.00	125000.00	0.00	4.00
		RAW	85500.00	86500.00	92250.00	-1.16	-7.32
		KAR	90000.00	90000.00	90000.00	0.00	0.00
		PSH	110000.00	110000.00	112000.00	0.00	-1.79
096. Pipe Fittings							
4129201. TEE 1/2"	DOZ.	LAH	410.00	410.00	310.00	0.00	32.26
		RAW	387.50	387.50	337.50	0.00	14.81
		KAR	372.00	372.00	332.50	0.00	11.88
		QTA	180.00	180.00	180.00	0.00	0.00
4129202. TEE 3/4"	DOZ.	LAH	475.00	475.00	405.00	0.00	17.28
		RAW	512.50	512.50	462.50	0.00	10.81
		KAR	516.00	516.00	465.00	0.00	10.97
		QTA	360.00	360.00	320.00	0.00	12.50
4129203. SOCKET 1/2"	DOZ.	LAH	275.00	275.00	210.00	0.00	30.95
		RAW	337.50	337.50	287.50	0.00	17.39
		KAR	234.00	234.00	212.50	0.00	10.12
		QTA	120.00	120.00	120.00	0.00	0.00
4129204. SOCKET 3/4"	DOZ.	LAH	365.00	365.00	305.00	0.00	19.67
		RAW	412.50	412.50	362.50	0.00	13.79
		KAR	348.00	348.00	275.00	0.00	26.55
		QTA	165.00	165.00	165.00	0.00	0.00
4129205. UNION 1/2"	DOZ.	LAH	660.00	660.00	605.00	0.00	9.09
		RAW	712.50	712.50	662.50	0.00	7.55
		KAR	804.00	804.00	752.50	0.00	6.84
		QTA	360.00	360.00	360.00	0.00	0.00
4129206. UNION 3/4"	DOZ.	LAH	755.00	755.00	705.00	0.00	7.09
		RAW	787.50	787.50	737.50	0.00	6.78
		KAR	1020.00	1020.00	950.00	0.00	7.37
		QTA	300.00	300.00	300.00	0.00	0.00
4129207. BAND 1/2"	DOZ.	LAH	455.00	455.00	410.00	0.00	10.98
		RAW	687.50	687.50	637.50	0.00	7.84
		KAR	636.00	636.00	545.00	0.00	16.70
		QTA	300.00	300.00	300.00	0.00	0.00
4129208. BAND 3/4"	DOZ.	LAH	560.00	560.00	510.00	0.00	9.80
		RAW	712.50	712.50	662.50	0.00	7.55
		KAR	972.00	972.00	640.00	0.00	51.88
		QTA	480.00	480.00	480.00	0.00	0.00
4129209. ELBOW GALV CHINA 1/2"	DOZ.	LAH	310.00	310.00	235.00	0.00	31.91
		RAW	412.50	412.50	362.50	0.00	13.79
		KAR	258.00	258.00	237.50	0.00	8.63
		QTA	165.00	165.00	165.00	0.00	0.00
4129210. ELBOW GALV CHINA 3/4"	DOZ.	LAH	365.00	365.00	305.00	0.00	19.67
		RAW	462.50	462.50	412.50	0.00	12.12
		KAR	372.00	372.00	347.50	0.00	7.05
		QTA	192.00	192.00	192.00	0.00	0.00
097. Steel Products							
4291201. STAINLESS STEEL DEGCHI MED. SIZE	EACH	LAH	600.00	600.00	500.00	0.00	20.00
		GJT	455.00	455.00	455.00	0.00	0.00
		KAR	625.00	625.00	442.50	0.00	41.24
4291202. STAINLESS STEEL TABLE SPOON SUP.	EACH	LAH	350.00	350.00	300.00	0.00	16.67
		GJT	175.00	175.00	175.00	0.00	0.00
		KAR	260.00	260.00	260.00	0.00	0.00

Contd.

7.10 Intercity Wholesale Prices of Selected Commodities

Group/Commodity/Item Specification	Unit	City	Prices (Rs.)			% Change in Feb.,2015 Over	
			Feb., 2015	Jan., 2015	Feb., 2014	Jan., 2015	Feb., 2014
4291203. STAINLESS STEEL PLATE LIGHT	DOZ.	LAH	700.00	700.00	700.00	0.00	0.00
		GJT	500.00	500.00	500.00	0.00	0.00
		KAR	780.00	780.00	780.00	0.00	0.00
4291204. PRESSURE COOKER 4 LTR.	EACH	LAH	1380.00	1380.00	1300.00	0.00	6.15
		GUJ	1000.00	1000.00	950.00	0.00	5.26
		SKT	1200.00	1200.00	850.00	0.00	41.18
4291401. NEW TREET BLADE ORDINARY	1000	RAW	2375.00	2375.00	2375.00	0.00	0.00
		KAR	2900.00	2900.00	2900.00	0.00	0.00
		LAH	1550.00	1550.00	1550.00	0.00	0.00
4291402. TREET SAFETY RAZOR	DOZ.	KAR	1185.00	1185.00	1185.00	0.00	0.00
		LAH	342.00	342.00	342.00	0.00	0.00
4291403. GILLET SAFETY RAZOR	DOZ.	RAW	405.00	405.00	391.00	0.00	3.58
		KAR	280.00	280.00	280.00	0.00	0.00
		LAH	144500.00	144500.00	144500.00	0.00	0.00
098. Engines & Motors							
4321901. HOLLOW S.MOTOR 326 UP-4.40 HP 46	EACH	LAH	144500.00	144500.00	144500.00	0.00	0.00
099. Vacuum Pumps							
4323001. MULTISTAGE C.PUMPS(PCM 80-3 15 H)	EACH	LAH	77500.00	77500.00	77500.00	0.00	0.00
4323002. MULTISTAGE C.PUMPS PCM 80-5 25 H)	EACH	LAH	109000.00	109000.00	109000.00	0.00	0.00
100. Air Conditioners							
4391201. PEL AIR CONDITONER 1.5 TON	EACH	LAH	38000.00	38000.00	27500.00	0.00	38.18
		RAW	36250.00	36250.00	36250.00	0.00	0.00
		KAR	42000.00	42000.00	42000.00	0.00	0.00
4391202. WAVES AIR CONDITIONER 1.5 TON.	EACH	LAH	44000.00	42000.00	30500.00	4.76	44.26
		RAW	37750.00	37750.00	37750.00	0.00	0.00
		GJT	35000.00	35000.00	35000.00	0.00	0.00
		KAR	41000.00	41000.00	41000.00	0.00	0.00
		HYD	40000.00	40000.00	40000.00	0.00	0.00
QTA	39200.00	39200.00	39200.00	0.00	0.00		
101. Cultivators							
4411201. CULTIVATOR (ORDINARY) 9 TIMES	EACH	GUJ	45000.00	45000.00	45000.00	0.00	0.00
4411202. CULTIVATOR (SPECIAL) 11 TIMES	EACH	GUJ	60000.00	60000.00	60000.00	0.00	0.00
102. Chuff Cutter							
4412301. CHUFF CUTTER	EACH	FAS	7000.00	7000.00	6800.00	0.00	2.94
103. Tractors							
4414101. TRACTOR MF-240	EACH	LAH	754000.00	754000.00	680000.00	0.00	10.88
4414102. TRACTOR MF-385	EACH	LAH	1223800.00	1223800.00	1100000.00	0.00	11.25
104. Lathe Machines							
4421301. LATHE MACHINE 3' (PAK MADINA)	EACH	LAH	72500.00	72500.00	72500.00	0.00	0.00
4421302. LATHE MACHINE 4.5' (PAK MADINA)	EACH	LAH	100000.00	100000.00	100000.00	0.00	0.00
4421303. LATHE MACHINE 6.5' (PAK MADINA)	EACH	LAH	119000.00	119000.00	119000.00	0.00	0.00
4421304. LATHE MACHINE 10' (PAK MADINA)	EACH	LAH	222500.00	222500.00	222500.00	0.00	0.00
105. Concrete Mixture							
4444001. CONC.MIXER 7 NTR. 12HP. STAR.ENG	EACH	LAH	140000.00	140000.00	140000.00	0.00	0.00
4444002. CONC.MIXER 17 NTR. 24HP. STAR.ENG	EACH	LAH	210000.00	210000.00	210000.00	0.00	0.00
106. Fridge,WashM,SewM,Fans,Iron							
4481101. DAWLANCE 10 CFT. DOUBLE DOOR	EACH	LAH	28000.00	28000.00	24500.00	0.00	14.29
		RAW	23750.00	23750.00	23750.00	0.00	0.00
		KAR	31100.00	31100.00	25200.00	0.00	23.41

Contd.

7.10 Intercity Wholesale Prices of Selected Commodities

Group/Commodity/Item Specification	Unit	City	Prices (Rs.)			% Change in Feb.,2015 Over	
			Feb., 2015	Jan., 2015	Feb., 2014	Jan., 2015	Feb., 2014
4481201. WASHING MACHINE NAT. PAK S.F.	EACH	LAH	6000.00	6000.00	5000.00	0.00	20.00
		GUJ	5550.00	5550.00	5550.00	0.00	0.00
		KAR	5000.00	5000.00	5000.00	0.00	0.00
		QTA	5500.00	5500.00	5500.00	0.00	0.00
4481202. WASHING MACHINE SINGER S.F.	EACH	LAH	9500.00	9500.00	9500.00	0.00	0.00
		RAW	9550.00	9550.00	9100.00	0.00	4.95
4481203. WASHING MACHINE DAWLANCE	EACH	KAR	10600.00	10600.00	10600.00	0.00	0.00
		LAH	9500.00	9000.00	9000.00	5.56	5.56
		FAS	8700.00	8700.00	8700.00	0.00	0.00
		GUJ	9400.00	9400.00	8000.00	0.00	17.50
		GJT	9400.00	9400.00	7800.00	0.00	20.51
4481204. WASHING MACHINE SUPER ASIA	EACH	KAR	5400.00	5400.00	5400.00	0.00	0.00
		HYD	9000.00	9000.00	9000.00	0.00	0.00
		LAH	9000.00	8000.00	7500.00	12.50	20.00
		FAS	8800.00	8800.00	8200.00	0.00	7.32
4481401. SEWING MACHINE SINGER B.B. H.O	EACH	KAR	5000.00	5000.00	5000.00	0.00	0.00
		HYD	6500.00	6500.00	6500.00	0.00	0.00
		LAH	5710.00	5691.00	5641.00	0.33	1.22
4481402. SINGER ZIG ZAG MACHINE	EACH	KAR	6200.00	6200.00	5440.00	0.00	13.97
		LAH	13500.00	13500.00	13200.00	0.00	2.27
4481403. SEWING MACHINE SALIKA	EACH	KAR	11900.00	11900.00	11900.00	0.00	0.00
		LAH	4500.00	4500.00	4500.00	0.00	0.00
4481501. CEILING FAN MILLAT 48"	EACH	KAR	5600.00	5600.00	5600.00	0.00	0.00
		LAH	2300.00	2300.00	2300.00	0.00	0.00
4481502. CEILING FAN PAK 48"	EACH	KAR	2400.00	2400.00	2400.00	0.00	0.00
		LAH	2200.00	2200.00	2200.00	0.00	0.00
		GUJ	2400.00	2400.00	2400.00	0.00	0.00
4481503. CEILING FAN NATIONAL 56"	EACH	KAR	2400.00	2400.00	2400.00	0.00	0.00
		LAH	2200.00	2200.00	2000.00	0.00	10.00
		GUJ	2150.00	2150.00	2150.00	0.00	0.00
		GJT	2300.00	2300.00	2300.00	0.00	0.00
		KAR	2300.00	2300.00	2300.00	0.00	0.00
4481504. CEILING FAN YOUNIS 56"	EACH	HYD	2100.00	2100.00	2000.00	0.00	5.00
		LAH	2300.00	2300.00	2300.00	0.00	0.00
		FAS	2350.00	2350.00	2250.00	0.00	4.44
		GUJ	2350.00	2350.00	2350.00	0.00	0.00
		KAR	2400.00	2400.00	2400.00	0.00	0.00
4481505. PADESTAL FAN MILLAT 20"	EACH	PSH	2550.00	2550.00	2550.00	0.00	0.00
		QTA	2750.00	2750.00	2750.00	0.00	0.00
4481506. PADESTAL FAN PAK 20"	EACH	KAR	3200.00	3200.00	3200.00	0.00	0.00
		LAH	3300.00	3300.00	2900.00	0.00	13.79
4481507. EXHAUST FAN CLIMAX 12"	EACH	GJT	3800.00	3800.00	3400.00	0.00	11.76
		KAR	3200.00	3200.00	3200.00	0.00	0.00
		PSH	3800.00	3800.00	3550.00	0.00	7.04
		LAH	1600.00	1600.00	1500.00	0.00	6.67
4481508. EXHAUST FAN MILLAT 12"	EACH	GUJ	1700.00	1700.00	1700.00	0.00	0.00
		KAR	1600.00	1600.00	1600.00	0.00	0.00
4481509. EXHAUST FAN PAK. NATIONAL 12"	EACH	LAH	1500.00	1500.00	1400.00	0.00	7.14
		GUJ	1900.00	1900.00	1900.00	0.00	0.00
		GJT	1800.00	1800.00	1800.00	0.00	0.00
		KAR	1600.00	1600.00	1600.00	0.00	0.00

Contd.

7.10 Intercity Wholesale Prices of Selected Commodities

Group/Commodity/Item Specification	Unit	City	Prices (Rs.)			% Change in Feb.,2015 Over	
			Feb., 2015	Jan., 2015	Feb., 2014	Jan., 2015	Feb., 2014
4481601. IRON NATIONAL PAK AUTOMATIC	EACH	LAH	400.00	400.00	350.00	0.00	14.29
		GUJ	850.00	850.00	850.00	0.00	0.00
		KAR	525.00	525.00	525.00	0.00	0.00
		PSH	800.00	800.00	800.00	0.00	0.00
4481602. IRON PHILIPS HD 1120/R	EACH	LAH	1250.00	1250.00	1250.00	0.00	0.00
		GUJ	2100.00	2100.00	2100.00	0.00	0.00
		KAR	1360.00	1360.00	850.00	0.00	60.00
107. Electric Wires							
4634001. FLEXIBLE WIRE 2999-14 0076	90 MTR.	LAH	525.00	525.00	462.50	0.00	13.51
		MUL	1100.00	1100.00	900.00	0.00	22.22
		KAR	890.00	890.00	890.00	0.00	0.00
		PSH	800.00	800.00	750.00	0.00	6.67
		QTA	505.00	505.00	505.00	0.00	0.00
4634002. PVC WIRE SINGLE CORE	90 MTR.	LAH	850.00	850.00	762.50	0.00	11.48
		MUL	1400.00	1400.00	1400.00	0.00	0.00
		KAR	890.00	890.00	890.00	0.00	0.00
		PSH	950.00	925.00	850.00	2.70	11.76
		QTA	600.00	600.00	600.00	0.00	0.00
108. Lighting Equipments							
4653101. PHILIPS TL. LAMP 40 W.	EACH	GUJ	96.00	96.00	96.00	0.00	0.00
		GJT	96.00	96.00	96.00	0.00	0.00
		KAR	85.00	85.00	85.00	0.00	0.00
		PSH	97.50	97.50	97.50	0.00	0.00
		QTA	90.00	90.00	90.00	0.00	0.00
4653102. PHILIPS ELECTRIC BULB 100W(GLS)	100 BUL	LAH	2000.00	2000.00	1750.00	0.00	14.29
		RAW	2950.00	2950.00	2525.00	0.00	16.83
		KAR	2800.00	2800.00	2100.00	0.00	33.33
		PSH	2900.00	2900.00	2400.00	0.00	20.83
4653103. PHILIPS ENERGY SAVER 14 W (GLS)	EACH	LAH	150.00	150.00	110.00	0.00	36.36
		RAW	139.00	139.00	139.00	0.00	0.00
		KAR	155.00	155.00	142.50	0.00	8.77
		PSH	170.00	170.00	170.00	0.00	0.00
		QTA	172.00	172.00	172.00	0.00	0.00
109. Radio & Television							
4731201. RADIO 3-5 BAND (CHINA BRAND)	EACH	LAH	175.00	175.00	175.00	0.00	0.00
		RAW	287.50	287.50	287.50	0.00	0.00
		KAR	325.00	325.00	325.00	0.00	0.00
4731301. PHILIPS COLOUR TV. 14"	EACH	LAH	8150.00	8150.00	8150.00	0.00	0.00
		RAW	8250.00	8250.00	8250.00	0.00	0.00
		KAR	8400.00	8400.00	8400.00	0.00	0.00
4731302. L.G.COLOUR TV. 14"	EACH	LAH	8100.00	8100.00	8100.00	0.00	0.00
		RAW	7900.00	7900.00	7900.00	0.00	0.00
		KAR	8150.00	8150.00	8150.00	0.00	0.00
4731303. SONY COLOUR TV 14"	EACH	LAH	13000.00	13000.00	13000.00	0.00	0.00
		RAW	10250.00	10250.00	10250.00	0.00	0.00
		KAR	8000.00	8000.00	8000.00	0.00	0.00
4731304. PANASONIC COLOUR TV 14"	EACH	RAW	9250.00	9250.00	9250.00	0.00	0.00
		KAR	7750.00	7750.00	7750.00	0.00	0.00
4731305. PHILIPS COLOUR TV. 20"	EACH	LAH	11000.00	11000.00	11000.00	0.00	0.00
		RAW	13900.00	13900.00	13900.00	0.00	0.00
		KAR	12750.00	12750.00	12750.00	0.00	0.00

Contd.

7.10 Intercity Wholesale Prices of Selected Commodities

Group/Commodity/Item Specification	Unit	City	Prices (Rs.)			% Change in Feb.,2015 Over	
			Feb., 2015	Jan., 2015	Feb., 2014	Jan., 2015	Feb., 2014
4731306. L.G.COLOUR TV. 20"	EACH	LAH	13400.00	13400.00	13400.00	0.00	0.00
		RAW	12250.00	12250.00	12250.00	0.00	0.00
		KAR	13000.00	13000.00	13000.00	0.00	0.00
4731307. L.G. COLOUR TV. 21"	EACH	LAH	14700.00	14700.00	14700.00	0.00	0.00
		RAW	12250.00	12250.00	12250.00	0.00	0.00
		KAR	16100.00	16100.00	16100.00	0.00	0.00
4731308. SONY COLOUR TV 20"	EACH	LAH	18800.00	18800.00	18800.00	0.00	0.00
		RAW	17100.00	17100.00	17100.00	0.00	0.00
		KAR	17200.00	17200.00	17200.00	0.00	0.00
110. Motor Vehicles							
4911301. CAR SUZUKI MEHRAN 800CC SB308R VX	EACH	KAR	625000.00	625000.00	610000.00	0.00	2.46
4911302. SUZUKI CULTUS 1000CC SF410 VXR M PE	EACH	KAR	1039000.00	1039000.00	1029000.00	0.00	0.97
4911303. SUZUKI RAVI 800 CC PICKUP(ST 308R)	EACH	KAR	637000.00	637000.00	637000.00	0.00	0.00
4911304. CAR TOYOTA 1300 CC XLI	EACH	KAR	1539000.00	1539000.00	1589000.00	0.00	-3.15
4911305. CAR HONDA CIVIC 1800CC(iVTEC MANUAL)	EACH	LAH	2021000.00	2021000.00	2051000.00	0.00	-1.46
4911306. ISUZU BUS CHASIS MT 112 K	EACH	KAR	3325000.00	3325000.00	3325000.00	0.00	0.00
4911401. ISUZU TRUCK CHASIS FTR 12 K	EACH	KAR	3850000.00	3850000.00	3850000.00	0.00	0.00
111. Motorcycles							
4991201. MOTOR CYCLE YB-100ROYAL YAMAHA	EACH	KAR	75375.00	75375.00	75375.00	0.00	0.00
4991202. MOTOR CYCLE CD-70 HONDA	EACH	KAR	69900.00	69900.00	65970.00	0.00	5.96
4991203. MOTOR CYCLE PAK HERO 70 CC.	EACH	LAH	42000.00	42000.00	42000.00	0.00	0.00
		MUL	42000.00	42000.00	42000.00	0.00	0.00
		KAR	46000.00	46000.00	42500.00	0.00	8.24
4991204. MOTOR CYCLE SUPER ASIA 70 CC.	EACH	LAH	42500.00	42500.00	42500.00	0.00	0.00
		MUL	45000.00	45000.00	43000.00	0.00	4.65
		KAR	42500.00	42500.00	42500.00	0.00	0.00
		HYD	42000.00	42000.00	42000.00	0.00	0.00
4991205. MOTOR CYCLE SUZUKI STD 110CC.	EACH	KAR	71300.00	71300.00	71300.00	0.00	0.00
112. Bicycles							
4992101. BICYCLE PECO FOR GENTS POPULAR	EACH	LAH	5000.00	5000.00	5000.00	0.00	0.00
4992102. BICYCLE PECO FOR BMX SHAHEEN	EACH	LAH	3500.00	3500.00	3500.00	0.00	0.00
4992103. BICYCLE SOHRAB SUPER	EACH	LAH	6450.00	6450.00	5950.00	0.00	8.40
		KAR	6450.00	6450.00	6450.00	0.00	0.00
4992104. BICYCLE SOHRAB VIP STUDENT	EACH	LAH	6300.00	6300.00	5900.00	0.00	6.78
		KAR	5700.00	5700.00	5700.00	0.00	0.00

7.11 Intercity Consumer Prices February, 2015

Description	Unit	Rawal-pindi	Islama-bad	Attock	Jehlum	Lahore	Sahiwal	Gujran-wala
WHEAT	10 KG.	357.50	357.50	340.00	350.00	348.75	340.75	344.00
WHEAT FLOUR FINE/SUPERIOR.	KG.	55.58	58.63	44.50	47.00	45.64	45.00	42.00
WHEAT FLOUR AVG. QLTY	KG.	38.63	39.09	38.81	39.13	39.89	38.00	40.00
WHEAT FLOUR BAG	10 KG.	386.25	390.94	388.13	391.25	385.00	375.00	395.00
MAIDA	KG.	56.50	58.50	51.00	60.00	55.64	50.00	50.00
SUJI	KG.	57.42	59.00	51.00	60.00	61.00	50.00	50.00
BESAN AV. QLTY.	KG.	88.33	97.50	80.00	80.00	86.96	70.00	72.00
RICE BASMATI SUP. QLTY.	KG.	153.75	158.75	147.50	135.00	133.75	120.00	86.25
RICE BASMATI 385/386	KG.	136.25	145.00	115.00	75.00	107.50	80.00	72.50
RICE BASMATI BROKEN AV.QLTY	KG.	79.54	83.75	87.50	80.00	73.57	70.00	57.50
RICE IRRI-6 (SINDH/PUNJAB)	KG.	60.21	61.25	50.00	60.00	64.57	40.00	47.50
VERMICELLI	KG.	92.08	96.25	92.50	80.00	101.07	70.00	75.00
BREAD PLAIN MEDIUM SIZE	EACH	40.00	40.00	40.00	37.50	40.00	40.00	40.00
RUSK (PAPAY)	KG.	240.00	261.25	160.00	230.00	198.75	235.00	160.00
BISCUITS-PACKED	PKT	35.00	35.00	35.00	35.00	35.00	35.00	35.00
BISCUIT-BAKERY (LOOSE)	250 GM	100.42	110.00	72.50	95.00	92.50	110.00	110.00
CORNFLAKS FAUJI 225 GM.	PKT	180.00	180.00	180.00	180.00	176.40	176.40	180.00
SAMOSA (VEGATABLE)	EACH	13.30	14.25	12.00	12.50	16.96	15.00	15.00
PASTRY AV.QLTY.	EACH	32.92	33.44	37.50	30.00	30.18	30.00	35.00
PATTIES (VEGATABLES)	EACH	27.50	28.25	21.00	25.00	30.18	30.00	20.00
NIMCO	250 GM	80.00	79.38	57.50	65.00	65.00	90.00	50.00
CHIPS	250 GM	93.33	95.00	72.50	82.50	77.32	90.00	65.00
BEEF WITH BONE AV.QLTY.	KG	317.50	321.25	260.00	290.00	328.57	250.00	280.00
MUTTON AV.QLTY.	KG	658.33	664.38	575.00	600.00	681.25	500.00	600.00
CHICKEN FARM BROILER (LIVE)	KG	105.42	119.38	172.00	110.00	102.36	106.00	108.00
FISH-RAHU MEDIUM SIZE	KG	290.83	330.00	335.00	265.00	331.43	270.00	250.00
MILK FRESH (UNBOILED)	LTR.	83.33	89.38	72.50	72.50	77.21	60.00	77.50
CURD	KG.	93.75	105.00	77.50	75.00	83.04	70.00	87.50
MILK TETRA PACK 1/2 LTR.	PKT.	60.00	60.00	60.00	60.00	60.00	60.00	60.00
LACTOGEN 400 GRAMS	PKT.	435.00	435.00	435.00	435.00	425.00	435.00	430.00
POWDER MILK NIDO 400GM.	PKT	360.00	360.00	360.00	360.00	350.00	360.00	350.00
MILK POWDER LOOSE/PACKED	KG.	527.50	552.50	510.00	500.00	504.29	470.00	450.00
BUTTER LOCAL PACKED	50 GM.	25.00	25.00	27.00	35.00	32.00	25.00	30.00
EGGS FARM	DOZ	88.25	96.13	92.00	90.00	88.29	95.00	90.00
MUSTARD OIL AV.QLTY.	KG.	232.50	240.00	245.00	210.00	176.96	170.00	150.00
COOKING OIL (DALDA)	2.5LTR	490.00	490.00	490.00	490.00	490.00	485.00	545.00
COOKING OIL (PAKWAN) OTHER BRAND SPECIFY	2.5 LTR	395.00	405.00	410.00	440.00	487.00	485.00	485.00
VEGETABLE GHEE TIN	2.5KG.	485.00	485.00	485.00	485.00	485.00	505.00	505.00
VEGETABLE GHEE (LOOSE)	KG.	151.25	156.88	141.00	157.50	150.71	190.00	140.00
DATES AV.QLTY.	KG.	235.83	262.50	210.00	210.00	188.57	187.50	152.50
PISTACHIO AV.QLTY.	50 GM.	135.83	141.88	127.50	125.00	107.86	135.00	120.00
ALMONDS WHOLE AV.QLTY.	KG.	571.25	600.00	490.00	490.00	672.14	600.00	475.00
COCONUT DRY AV.QLTY.	KG.	304.17	340.00	345.00	325.00	322.50	290.00	280.00
RAISINS AV.QLTY.	50 GM.	23.50	26.50	23.50	22.50	30.43	20.00	20.00
GROUNDNUTS (WITH SHELL)	KG.	224.17	238.75	190.00	245.00	259.29	245.00	210.00
MALTA/MOSAMBI	DOZ	128.33	162.50	110.00	110.00	127.14	105.00	100.00
KINNU	DOZ	81.67	117.50	77.50	55.00	116.07	70.00	60.00
APPLE	KG	124.17	170.00	105.00	115.00	137.86	110.00	105.00
ALOO BUKHARA	KG	0.00	0.00	0.00	0.00	0.00	0.00	0.00
POMEGRANATE (ANNAR)	KG	0.00	0.00	0.00	0.00	0.00	0.00	0.00
GRAPES	KG	0.00	0.00	0.00	0.00	0.00	0.00	0.00
BANANAS	DOZ	109.38	145.63	70.00	95.00	76.07	65.00	52.50
MANGO KALMI	KG	0.00	0.00	0.00	0.00	0.00	0.00	0.00
GUAVA	KG	100.00	128.75	60.00	55.00	86.43	46.25	50.00
WATERMELON (TURBOOZ)	KG	0.00	0.00	0.00	0.00	0.00	0.00	0.00
MUSKMELON (KHARBOOZA)	KG	0.00	0.00	0.00	0.00	0.00	0.00	0.00
SWEETMELON (GARMA)	KG	0.00	0.00	0.00	0.00	0.00	0.00	0.00
PULSE MASOOR (WHOLE)	KG.	129.58	143.13	125.00	125.00	151.07	130.00	112.50
PULSE MASOOR (WASHED)	KG.	137.08	148.75	130.00	140.00	156.07	135.00	160.00
PULSE MOONG (WASHED)	KG.	168.75	183.75	162.50	172.50	166.96	155.00	165.00
PULSE MASH (WASHED)	KG.	165.63	175.00	165.00	180.00	186.96	170.00	170.00
PULSE GRAM	KG.	80.83	90.00	73.50	80.00	77.86	77.50	75.00
GRAM WHOLE BLACK AV QLTY.	KG.	81.67	90.00	69.00	77.50	72.86	80.00	70.00
GRAM WHOLE YELLOW AV.QLTY	KG.	117.50	123.75	92.50	105.00	133.21	110.00	100.00
BEANS (LAL LOBIA)	KG.	164.58	172.50	132.50	160.00	196.43	180.00	142.50

Contd.

7.11 Intercity Consumer Prices February, 2015

Description	Unit	Rawal-pindi	Islama-bad	Attock	Jehlum	Lahore	Sahiwal	Gujran-wala
POTATOES	KG	34.58	37.19	22.50	25.00	25.36	22.50	22.50
ONION	KG	33.54	37.50	22.00	25.00	26.25	22.50	25.00
TURNIP	KG	30.00	41.25	15.00	17.50	20.00	20.00	20.00
RADISH	KG	27.50	38.75	10.00	17.50	20.71	12.50	25.00
TOMATOES	KG	66.67	70.63	50.00	57.50	56.07	62.50	55.00
CABBAGE	KG	38.75	43.13	35.00	27.50	32.32	60.00	50.00
CAULIFLOWER	KG	40.00	46.25	25.00	27.50	23.21	22.50	30.00
BRINJAL	KG	0.00	0.00	0.00	0.00	0.00	0.00	0.00
PUMPKIN	KG	0.00	0.00	0.00	0.00	0.00	0.00	0.00
BOTTLEGOURD	KG	0.00	0.00	0.00	0.00	0.00	0.00	0.00
LADY FINGER	KG	0.00	0.00	0.00	0.00	0.00	0.00	0.00
PEAS	KG	41.25	65.00	30.00	27.50	33.21	27.50	30.00
SPINACH	KG	23.33	30.00	19.00	17.50	22.86	10.00	25.00
TINDA	KG	0.00	0.00	0.00	0.00	0.00	0.00	0.00
TURAI	KG	0.00	0.00	0.00	0.00	0.00	0.00	0.00
KARAILA	KG	0.00	0.00	0.00	0.00	0.00	0.00	0.00
ARVI	KG	0.00	0.00	0.00	0.00	0.00	0.00	0.00
CHILLIES GREEN	KG	97.50	117.50	95.00	80.00	105.00	50.00	70.00
CARROT	KG	33.33	42.50	30.00	27.50	28.75	22.50	25.00
COCUMBER (KHEERA)	KG	61.25	72.50	47.50	55.00	63.75	55.00	70.00
LEMON	250GM	29.58	39.38	19.00	15.00	21.79	15.00	20.00
SUGAR REFINED	KG.	55.42	58.75	54.50	54.50	54.64	53.00	54.50
GUR AV.QLTY	KG.	95.00	107.50	92.50	95.00	88.57	75.00	82.50
HONEY LANGANESE 500 GM.	BOTTLE	882.92	897.50	845.00	842.50	860.00	820.00	780.00
MILQ 200 GM.	BOTTLE	205.00	205.00	205.00	222.50	216.00	220.00	173.33
CUSTARD POWDER RAFHAN 300 GM.	PKT	75.00	75.00	75.00	75.00	75.00	75.00	75.00
TOFFEE (HILAL)	EACH	1.00	1.00	1.00	1.00	1.00	2.00	1.00
CHOWKELATE CANDY (SMALL SIZE)	EACH	5.00	5.00	5.00	5.00	5.00	5.00	5.00
SWEETMEAT (MIXED)	KG	355.83	380.00	270.00	350.00	261.43	370.00	360.00
ICE CREAM WALLS	CUP.	40.00	40.00	40.00	40.00	40.00	40.00	40.00
ICE	KG	15.00	15.00	15.00	15.00	15.00	10.00	5.00
JAM AHMED/MITCHELLES	BOTTLE	140.00	140.00	140.00	140.00	135.00	140.00	130.00
SQUASH-MITCHELLES	BOTTLE	150.00	150.00	150.00	150.00	150.00	150.00	145.00
ROOH AFZA	BOTTLE	140.00	140.00	140.00	140.00	140.00	140.00	140.00
JAM-E-SHIREEN	BOTTLE	150.00	150.00	150.00	150.00	150.00	150.00	150.00
SAUNF	50 GM	20.00	20.00	17.00	17.50	20.00	15.00	20.00
CINAMON LOOSE AV. QLTY	50 GM.	24.75	25.00	24.50	35.00	29.29	20.00	22.50
CUMINSEED WHITE NATIONAL	50 GM.	52.00	52.00	52.00	52.00	52.00	50.00	52.00
PEPPER BLACK NATIONAL	50 GM.	96.00	96.00	96.00	96.00	96.00	96.00	96.00
CLOVES LOOSE AV.QLTY	50 GM.	97.92	97.50	105.00	95.00	93.21	115.00	100.00
CARDAMOM LARGE LOOSE AV.QLTY	50 GM.	166.25	170.00	165.00	165.00	193.04	180.00	180.00
CARDAMOM SMALL AV.QLTY	50 GM.	107.08	120.63	117.50	107.50	82.50	120.00	100.00
SALT-POWDERED (LAHORI) LOOSE	KG.	10.83	11.00	9.00	12.00	10.00	10.00	10.00
SALT POWDERED (NATIONAL/SHAN)	PKT	25.00	25.00	25.00	25.00	25.00	25.00	25.00
CHILLIES POWD.NATIONAL 200GM	PKT	105.00	105.00	105.00	105.00	105.00	105.00	105.00
CHILLIES POWDER LOOS	KG.	295.83	307.50	245.00	270.00	276.43	235.00	280.00
CORRIANDER SEED POWD.NATIONAL	PKT	104.00	104.00	104.00	104.00	104.00	78.00	88.00
CORRIANDER SEED (LOOSE)	KG.	298.33	300.00	290.00	280.00	327.14	320.00	260.00
TURMERIC POWD.NATIONAL 50GM	PKT.	35.00	35.00	35.00	35.00	35.00	35.00	35.00
CURRY POWD. NATIONAL 200 GM	PKT.	87.00	87.00	87.00	87.00	87.00	87.00	87.00
TOMATO KETCHUP AHMED/MITCHL	BOTTLE	97.50	97.50	105.00	95.00	85.00	85.00	90.00
PICKLES AHMED/MITCHELLES	BOTTLE	105.00	105.00	105.00	105.00	100.00	95.00	95.00
VINEGAR SYNTHETIC (SIRKA)	BOTTLE	100.00	100.00	77.50	95.00	80.00	80.00	70.00
GARLIC	KG	176.67	196.25	157.50	125.00	172.86	158.75	145.00
GINGER	KG	204.17	262.50	130.00	175.00	195.71	196.25	250.00
TAPAL DANEDAR TEA 200GM PACKET	PKT	129.47	129.47	129.47	129.47	129.47	126.32	126.32
TEA LIPTON YELLOW LABEL 200GM.	PKT.	138.95	138.95	138.95	138.95	138.94	128.42	138.95
TEA LOOSE KENYA AV.QLTY 250GM.	PKT.	131.79	132.50	147.50	135.00	116.07	132.50	160.00
COFFEE-NESCAFE 75 GM. **	BOTTLE	355.00	355.00	355.00	340.00	360.00	330.00	340.00
COLD DRINK (STANDARD SIZ)	BOTTLE	25.00	25.00	20.00	25.00	21.00	25.00	20.00
FRUIT JUICE TETRA PACK	PKT.	17.50	17.50	15.00	17.50	20.00	18.00	25.00
MINERAL WATER NESTLE 1.5 LTR	BOTTLE	48.50	48.50	48.50	48.50	45.00	50.00	45.00
CIGARETTES K-2 10'S **	PKT	45.00	45.00	45.00	44.00	45.00	46.00	45.00
CIGARETTES CAPSTAN 10'S **	PKT	50.00	50.00	50.00	48.50	50.00	50.00	50.00
CIGARETTES GOLD LEAF 20'S	PKT	100.00	100.00	100.00	98.00	100.00	100.00	100.00

Contd.

7.11 Intercity Consumer Prices February, 2015

Description	Unit	Rawal-pindi	Islama-bad	Attock	Jehlum	Lahore	Sahiwal	Gujran-wala
CIGARETTES MORVEN GOLD 20'S	PKT	50.00	50.00	50.00	48.50	50.00	50.00	50.00
BETEL LEAVES	50GM.	83.33	86.25	72.50	62.50	73.39	55.00	50.00
BETEL NUTS	KG.	503.33	535.00	440.00	325.00	322.86	300.00	300.00
LONG CLOTH 57" GUL AHMED/AL-KARAM	METER	175.00	185.00	175.00	255.00	247.14	240.00	137.50
SHIRTING AV.QLTY.	METER	165.00	172.50	165.00	165.00	118.57	245.00	175.00
PANT CLOTH W & WEAR AV.QLTY	METER	412.92	396.25	412.50	385.00	277.14	475.00	355.00
LAWN PRINTED GUL AHMED/AL-KARAM	METER	252.50	265.00	250.00	235.00	261.07	387.50	205.00
GEORGETTE AV.QLTY	METER	152.50	155.00	152.50	145.00	110.54	110.00	132.50
LINEN AV.QLTY ***	METER	163.33	161.25	155.00	155.00	160.18	225.00	112.50
HEAVY WT SUITING LAWERNCPUR AVG QLTY	METER	1425.00	1425.00	1425.00	1425.00	1375.00	1100.00	1050.00
HEAVY WT SUITING LAWERNCPUR SUP QLTY	METER	1825.00	1825.00	1825.00	1825.00	1975.00	1250.00	2350.00
TROPICAL SUITING LAW.PUR	METER	1325.00	1325.00	1325.00	1325.00	1050.00	1050.00	925.00
PANT BOY 24"/26" LENGTH.	EACH	525.00	550.00	537.50	512.50	350.71	562.50	625.00
SHIRT BOY 24"/26" LENGTH	EACH	359.58	375.00	362.50	375.00	331.79	425.00	425.00
SCHOOL UNI. PANT,SHIRT BOYS	SUIT	510.00	545.63	525.00	540.00	523.21	700.00	975.00
SCHOOL UNI. KAMEEZ,SHAL.BOYS	SUIT	507.92	550.00	512.50	482.50	448.21	475.00	925.00
SCHOOL UNI. KAMEEZ,SHAL.GIRL	SUIT	475.00	471.88	485.00	455.00	471.43	437.50	925.00
FROCK W/WEAR GIRLS	EACH	1837.50	1868.75	1825.00	1162.50	1078.57	1100.00	925.00
AWAMI-SUIT W & W(BOY) 24"/26	SUIT	1783.33	1825.00	1675.00	1275.00	939.29	1550.00	1125.00
AWAMI-SUIT W&W (GENTS)AV.QLTY	SUIT	1854.17	1893.75	1750.00	1600.00	1060.71	1550.00	1125.00
PULLOVER GENTS OXFORD/BON.	EACH	2950.00	2950.00	2950.00	2935.00	2890.00	2880.00	3050.00
PULLOVER LADIES OXFORD/BON.	EACH	2950.00	2950.00	2950.00	2935.00	2970.00	2740.00	2850.00
PULLOVER (GENTS) OTHERS A.QTY	EACH	1141.67	1156.25	1100.00	875.00	967.86	850.00	525.00
SECOND-HAND COAT FOR MEN	EACH	500.00	500.00	425.00	437.50	576.79	362.50	550.00
SECONDHAND SWEETER FOR MEN DUP QLTY	EACH	302.08	0.00	235.00	167.50	467.86	275.00	600.00
SECONDHAND WINTER JACKET	EACH	575.00	0.00	475.00	462.50	617.86	375.00	650.00
UNDERWEAR AV.QLTY MEDIUM SIZE	EACH	191.67	195.00	165.00	182.50	140.54	150.00	125.00
VEST FOR MEN AV.QLTY.	EACH	194.17	195.00	155.00	182.50	146.07	160.00	125.00
VEST/SHAMEEZ (WOMEN) AVG. QLTY	EACH	213.33	220.00	205.00	145.00	198.21	175.00	142.50
SOCKS NYLON (PAKISTANI)	PAIR	89.58	102.50	77.50	87.50	90.71	115.00	110.00
BRASSIER AV.QLTY.	EACH	234.17	240.00	190.00	105.00	125.36	210.00	172.50
BRASSIER SUP QLTY	EACH	536.25	579.38	500.00	305.00	607.14	542.50	335.00
DOPATTA GEORGETTE AV.QLTY.	EACH	350.00	362.50	327.50	325.00	317.86	275.00	275.00
DOPATTA COTTON AV GLTY	EACH	316.25	337.50	290.00	225.00	158.57	190.00	185.00
CHADDAR (W/WEAR) (2x2.5 MTR)	EACH	392.92	418.75	387.50	412.50	329.46	375.00	375.00
LUNG/DHOTI(COTTON) AVG. QLTY	EACH	406.67	420.63	375.00	205.00	231.07	375.00	250.00
HANDKERCHIEF AVG. QLTY PAK	EACH	28.75	32.50	27.50	22.50	25.71	50.00	50.00
HANDKERCHIEF SUP. QLTY PAK	EACH	41.25	49.69	37.50	32.50	37.50	75.00	75.00
GLOVES AV QLTY	PAIR	155.00	157.50	155.00	145.00	73.21	120.00	105.00
AZARBAND COTTON AVG. QLTY	EACH	17.50	17.50	17.50	22.50	15.36	20.00	25.00
SEWING THREAD/REEL(ASLI PARI)	EACH	9.00	9.00	7.50	9.00	7.00	6.00	6.00
WASHING CHARGES PAINT & SHIRT	SUIT	90.00	90.00	90.00	175.00	53.21	130.00	175.00
DRY CLEANING SUIT COAT PANT	SUIT	583.33	593.75	280.00	475.00	370.00	337.50	400.00
WASHING CH. (KAMIZ-SHALWAR)	PAIR	89.17	90.00	60.00	90.00	51.07	80.00	120.00
TAILORING SHIRT	EACH	366.67	387.50	325.00	475.00	333.04	425.00	300.00
TAILORING CHARGES PANT (MEN)	EACH	762.50	812.50	525.00	750.00	478.57	675.00	425.00
TAILORING COAT-PANT SUIT	SUIT	3466.67	3562.50	2900.00	3150.00	4360.71	4250.00	3050.00
TAILORING AWAMI-SUIT (MALE)	SUIT	570.83	643.75	525.00	562.50	462.50	575.00	475.00
TAILORING SUIT FEMALE	SUIT	479.17	550.00	475.00	475.00	439.29	450.00	425.00
GENTS SHOES PAUL BATA	PAIR	1199.00	1199.00	1199.00	1199.00	1199.00	1199.00	1199.00
GENTS SANDAL BATA	PAIR	699.00	699.00	699.00	699.00	699.00	699.00	699.00
GENTS SPOUNG CHAPPAL BATA	PAIR	179.00	179.00	179.00	179.00	179.00	179.00	179.00
LADIES SANDAL BATA	PAIR	499.00	499.00	499.00	499.00	499.00	499.00	499.00
LADIES SPOUNG CHAPPAL BATA	PAIR	179.00	179.00	179.00	179.00	179.00	179.00	179.00
CHILD SHOE POWER LITE BATA	PAIR	599.00	599.00	599.00	599.00	599.00	599.00	599.00
GENTS SHOE, ART 1109 SERVICE	PAIR	999.00	999.00	999.00	999.00	999.00	999.00	999.00
NYLON JOGGER 27 SIZE 2-5 ***	PAIR	1299.00	1299.00	1299.00	1299.00	1299.00	1299.00	1299.00
CHINA FOOT WEAR AV. QLTY (MALE) *	PAIR	925.00	975.00	825.00	825.00	744.64	450.00	450.00
CHINA FOOT WEAR AV. QLTY (FEMALE) *	PAIR	825.00	875.00	825.00	675.00	637.50	500.00	350.00
CHINA FOOT WEAR AV. QLTY (CHILDREN) *	PAIR	783.33	825.00	625.00	675.00	483.93	450.00	320.00
SHOE REPAIR HALF SOLE	PAIR	121.67	125.00	105.00	115.00	105.00	100.00	95.00
SHOES POLISH CHARGES AVERAGE SHOP	PAIR	20.00	20.00	20.00	20.00	15.00	15.00	15.00
HOUSE RENT (combined)	MONTH	12913.00	44675.00	4098.00	5645.00	12351.00	7254.00	4950.00
rent 2	pm	12913.00	44675.00	4098.00	5645.00	12351.00	7254.00	4950.00
RENT3	PM	12913.00	44675.00	4098.00	5645.00	12351.00	7254.00	4950.00

Contd.

7.11 Intercity Consumer Prices February, 2015

Description	Unit	Rawal-pindi	Islama-bad	Attock	Jehlum	Lahore	Sahiwal	Gujran-wala
RENT4	PM	12913.00	44675.00	4098.00	5645.00	12351.00	7254.00	4950.00
RENT5	PM	12913.00	44675.00	4098.00	5645.00	12351.00	7254.00	4950.00
RENT6	PM	12913.00	44675.00	4098.00	5645.00	12351.00	7254.00	4950.00
SYNTHETIC ENEMAL ROBIALAC BALTI 3.64 LTR.	EACH	1770.00	1770.00	1830.00	1825.00	1935.00	1650.00	1790.00
SYNTHETIC ENEMAL ICI BALTI 3.64 LTR.	EACH	1810.00	1810.00	1850.00	1900.00	1935.00	2050.00	2138.00
CEMENT (LOCAL) SPECIFY BRAND NAME	BAG	510.00	515.00	502.50	510.00	507.50	500.00	505.00
BRICKS (NEW) IST CLASS	P/1000	8900.00	8900.00	7650.00	7150.00	8021.43	6000.00	8000.00
CEMENT BLOCKS (6"x8"x12")	P/100	0.00	0.00	0.00	0.00	0.00	0.00	0.00
BAJREE	100CFT	3650.00	3650.00	3350.00	3450.00	5750.00	5000.00	5000.00
SAND (BLACK PIT SAND)	K100CFT	2950.00	2950.00	1425.00	2295.00	2557.14	3200.00	2250.00
TIMBER SHESHAM LOG IST QUALITY	cubmt.	66215.00	66215.00	66215.00	64890.50	64547.50	60027.00	50323.50
IRON BAR (M.S. BAR) 1/2"	P/TON	78500.00	78500.00	73500.00	76500.00	76500.00	80500.00	76000.00
CARPENTER WAGE RATE	P/DAY	1000.00	1000.00	725.00	800.00	830.36	675.00	750.00
MASON (RAJ) WAGE RATE	P/DAY	1000.00	1000.00	750.00	800.00	926.79	675.00	950.00
UNSKILLED LABOUR WAGE RATE	P/DAY	600.00	600.00	450.00	500.00	600.00	400.00	500.00
PLUMBER WAGE RSTE	P/DAY	1000.00	1000.00	725.00	800.00	826.79	0.00	700.00
ELECTICIAN WAGE RATE PER DAY	P/DAY	0.00	0.00	0.00	0.00	828.57	100.00	700.00
ELECTICIAN WAGE RATE PER POINT	P/PNT	175.00	190.00	135.00	170.00	152.50	137.50	127.50
WATER CHARGES PER HOUSE	P/MONTH	139.00	96.00	80.00	80.00	300.00	30.00	100.00
ELECT.CHARGES UPTO 50 UNITS	P/UNIT	2.00	2.00	2.00	2.00	2.00	2.00	2.00
ELECT.CHARGES 01 - 100 UNIT	P/UNIT	5.79	5.79	5.79	5.79	5.79	5.79	5.79
ELECT.CHARGES 101 - 300 UNIT	P/UNIT	9.90	9.90	9.90	9.90	9.90	9.90	9.90
ELECT.CHARGES 301 - 1000 UNIT	P/UNIT	15.63	15.63	15.63	15.63	15.63	15.63	15.63
ELECT.CHARGES ABOVE 1000 UNIT	P/UNIT	17.71	17.71	17.71	17.71	17.71	17.71	17.71
ELEC	PM	10.21	10.21	10.21	10.21	10.21	10.21	10.21
GAS CHRg upto 3.3719 MMBUT	MMBTU	124.18	124.18	124.18	124.18	124.18	124.18	124.18
GAS CHRg 3.3719 - 6.7438 MMBUT	MMBTU	248.37	248.37	248.37	248.37	248.37	248.37	248.37
GAS CHRg 6.7438 - 10.1157 MMBUT	MMBTU	248.37	248.37	248.37	248.37	248.37	248.37	248.37
GAS CHRg10.1157 - 13.4876 MMBUT	MMBTU	620.91	620.91	620.91	620.91	620.91	620.91	620.91
GAS	PM	620.91	620.91	620.91	620.91	620.91	620.91	620.91
GAS	PM	372.55	372.55	372.55	372.55	372.55	372.55	372.55
KEROSENE OIL	LTR	85.00	85.00	97.50	77.50	73.00	85.00	80.50
FIREWOOD WHOLE	40 KG.	741.67	785.00	510.00	625.00	731.43	500.00	700.00
CHAIR SHESHAM WOOD WITH ARMS	EACH	3258.33	3387.50	2600.00	2750.00	1921.43	3250.00	2250.00
CHAIR PLASTIC (CHAIRMAN) AVERAGE QUALITY	EACH	725.00	725.00	725.00	825.00	725.00	775.00	525.00
TABLE SHESHAM WOOD (4X2X5")	EACH	5250.00	5250.00	4650.00	3750.00	8785.71	6500.00	10250.00
SOFASET WOODEN WITH FOAM SEAT	SET	19500.00	20750.00	19000.00	15750.00	19285.71	23000.00	17750.00
COT IRON (WITH NIWAR)AV.QLTY.	EACH	1966.67	2087.50	1800.00	1550.00	2500.00	2200.00	1650.00
ALMIRAH (STEEL) 6'X3' 20 GUAGE	EACH	8558.33	8750.00	8200.00	7750.00	9964.29	12000.00	9300.00
DINNING TABLE 6 CHAIRS A.QLTY	SET	20666.67	23125.00	19000.00	19500.00	18892.86	27000.00	25000.00
SINGLE BED WITHOUT FOAM MED.	EACH	4900.00	4900.00	4750.00	4750.00	7928.57	10500.00	10500.00
MATRESS SINGLE(4"THICK)	EACH	4900.00	4900.00	4900.00	4800.00	5000.00	5700.00	5000.00
FARSHI DARI 12'X9' AV.QLTY	EACH	1766.67	1793.75	1550.00	1025.00	1607.14	1200.00	925.00
DARI COTTON (6'x2 1/2) AV.QL	EACH	831.67	846.88	687.50	375.00	459.64	1000.00	450.00
CARPET PLAIN AV. QLTY	SQFT.	28.92	29.00	25.50	32.50	37.50	35.00	37.50
QUILT (LIHAF) 3 KG. COTTON	EACH	975.00	1031.25	875.00	625.00	1328.57	1200.00	1025.00
BLANKET (90" x 54")	EACH	4000.00	4075.00	3100.00	2950.00	5000.00	3800.00	2900.00
BEDSHEET SINGLE BED SUP.QLTY	EACH	514.58	546.88	475.00	475.00	546.43	550.00	475.00
BED SHEET DOUBLE WITH TWO PILLOW COVERS SUP QLTY	SET	1162.50	1225.00	1225.00	1025.00	932.14	1000.00	1150.00
TOWEL(3'x2') AV. QALTY	EACH	346.67	348.75	265.00	262.50	276.43	300.00	175.00
CEILING FAN 48" SUPER QLTY	EACH	3175.00	3175.00	3275.00	2800.00	2750.00	3495.00	2700.00
PEDESTAL FAN 22" SUPER QLTY	EACH	3475.00	3475.00	3700.00	3525.00	4000.00	5260.00	4100.00
REFG. DAWLENCE 10 CFT. D.DOOR	EACH	30500.00	30500.00	29900.00	30000.00	35000.00	29900.00	29500.00
D-FREEZER WAVES 8 CFT.	EACH	29900.00	29900.00	29650.00	29900.00	28000.00	28500.00	29200.00
AIRCONDITIONER 1.5 TON PEL	EACH	41000.00	41000.00	41000.00	42400.00	40000.00	42000.00	40000.00
SPLIT AIR CONDITIONER 1.5 TON (SPECIFY BRAND NAME)	EACH	41500.00	41500.00	41000.00	42500.00	48000.00	46000.00	41000.00
AIRCOOLER SUPER ASIA	EACH	8500.00	8500.00	11600.00	12250.00	13500.00	10000.00	12000.00
WASHING MACHINE SINGER	EACH	15600.00	15600.00	16100.00	15600.00	15600.00	15600.00	15600.00
SEWING MACHINE(SINGER)	EACH	5895.00	5895.00	5860.00	5895.00	6295.00	6260.00	5860.00
GIZER LARGE SIZE 30 GALLON CAPACITY SUP QLTY	EACH	22900.00	22900.00	23500.00	14250.00	22900.00	21400.00	13200.00
GAS BURNER DOUBLE SPFY.BRAND	EACH	1920.83	2050.00	1750.00	1850.00	1550.00	1400.00	1300.00
ELECT. IRON PHILIPS MDL.1120	EACH	1900.00	1900.00	1900.00	1775.00	1300.00	2750.00	2200.00
ELECTRIC JUICER FOR APPLE	EACH	7550.00	7550.00	7100.00	7375.00	13000.00	9250.00	4200.00
S.STEEL DEGHCHI MEDIUM SIZE	EACH	641.67	650.00	515.00	612.50	735.71	475.00	1185.00
ALUMINIUM COOKING PAN (DEGCHI) MED SIZE	EACH	577.08	612.50	490.00	575.00	664.29	450.00	928.00

Contd.

7.11 Intercity Consumer Prices February, 2015

Description	Unit	Rawal-pindi	Islama-bad	Attock	Jehlum	Lahore	Sahiwal	Gujran-wala
NON STICK COOKING PAN (DEGCHI) SUP. QLTY	EACH	985.42	1012.50	725.00	925.00	1085.71	1150.00	1550.00
FRYING PAN STEEL AVG. QLTY MED. SIZE	EACH	462.50	487.50	375.00	375.00	630.36	450.00	575.00
TAWA IORN (MEDIUM SIZE) AVG. QLTY	EACH	290.00	323.75	240.00	255.00	482.14	475.00	412.50
S.STEEL PLATE A.QLTY.(M.SIZE)	EACH	85.83	82.50	72.50	55.00	78.93	60.00	110.00
TABLE SPOON S.STEEL SUP.QLTY.	DOZEN	386.25	384.38	290.00	375.00	366.07	475.00	575.00
WATER SET JUG+6 GLASSES (OMROC)	SET	406.67	410.00	362.50	385.00	730.36	470.00	350.00
TEA SET PAK. CHINAWARE 21 PCS.	SET	2229.17	2250.00	1900.00	1825.00	1557.14	2200.00	1800.00
DINNER SET PLASTIC 72 PIECES SUPERIOR QLTY	SET	7408.33	7650.00	6650.00	4250.00	5785.71	6300.00	5900.00
HOTPOT SET PLASTIC 3 PCS.	SET	1616.67	1625.00	1450.00	1375.00	1510.71	1275.00	1150.00
BUCKET(BALTI) PLASTIC MED.SIZ	EACH	257.50	273.75	245.00	315.00	478.57	300.00	300.00
LOTA PLASTIC (MED SIZE) AVERAGE QUALITY	EACH	62.92	73.13	42.50	37.50	49.64	75.00	40.00
PRESURE COOKER 4 LTR.	EACH	1775.00	1775.00	1575.00	1675.00	1540.00	1200.00	1750.00
WATER COOLER 9/10 LTR.PLASTIC ***	EACH	605.42	625.00	475.00	512.50	512.50	650.00	700.00
THERMOS STARVAC 1 LTR	EACH	487.50	525.00	475.00	437.50	525.00	450.00	600.00
BULB PHILIPS 100-WATTS	EACH	35.00	35.00	27.50	35.00	35.00	33.50	30.00
TUBE LIGHT PHILIPS 40 WATTS	EACH	100.00	100.00	110.00	110.00	100.00	95.00	100.00
ELECTRIC BLUBS "0" WATTE LOCAL	EACH	27.50	27.50	27.50	25.00	20.00	25.00	18.00
ELECTRIC BLUB ENERGY SAVER 14 WATTS	EACH	167.50	167.50	165.00	167.50	170.00	160.00	160.00
WASHING SOAP 250 GMS SPECIFY BRAND NAME	EACH	40.00	40.00	40.00	40.00	40.00	40.00	30.00
SURF EXCEL 400 GMS POLY BAG	EACH	125.00	125.00	125.00	125.00	125.00	125.00	125.00
WASHING POWDER 1000 GRM	EACH	185.00	185.00	185.00	185.00	185.00	185.00	185.00
WASHING POWDER (WHEEL/ BONUS) 100 GRAMS	EACH	125.00	125.00	125.00	125.00	95.00	95.00	95.00
CLEANSER POWDER VIM 1000 GM	PKT.	77.78	77.78	77.78	77.78	77.78	77.78	66.67
FINIS 500 ML	BOTTLE	237.50	237.50	237.50	237.50	229.41	196.87	193.75
PHNYLE TYPHONE/FINIS/CARRANITE 3 LITRES	BOTTLE	169.09	169.09	169.09	169.09	145.00	150.00	140.00
HARPIC	BOTTLE	135.00	135.00	135.00	135.00	145.00	135.00	135.00
BOOT POLISH CHERRY/KIWI 50ML	EACH	111.11	111.11	111.11	111.11	100.00	111.11	111.11
ROBIN BLUE (35 GRAMS)	PKT.	45.00	45.00	45.00	45.00	50.00	45.00	50.00
TISSU PAPER PERFUMED 100 PCS.	PKT	100.00	100.00	100.00	100.00	115.00	95.00	95.00
TOILET PAPER ROLL (R.PETEL)	P/ROLL	38.00	38.00	38.00	38.00	38.00	38.00	38.00
BOOT POLISH LIQUID CHEERY BLOSSOM KIWI 75 ML	BOTTLE	150.00	150.00	140.00	150.00	150.00	140.00	140.00
MATCH BOX SMALL	EACH	1.00	1.00	1.00	1.00	1.00	2.00	2.00
DRY CELL 1.5 VOLT(LOCAL)	EACH	30.00	30.00	30.00	22.50	25.00	30.00	15.00
HAND STITCHING NEEDLE M.SIZE	PACKET	10.00	10.00	7.75	9.00	7.50	10.00	5.00
SEWING MACHINE NEEDLE (SINGER)	EACH	5.00	5.00	5.00	5.00	10.00	5.00	6.00
HOUSEHOLD SERVANT FEMALE P/T	P/MNTH	1666.67	1900.00	1300.00	1600.00	1792.86	1500.00	1550.00
MARRIAGE HALL WITH FURNITURE	P/HEAD	146.25	155.00	125.00	125.00	143.57	150.00	115.00
SEPTRAN TABLETS	10TAB.	16.00	16.00	16.00	16.00	16.10	16.50	16.00
BRUFEN TABS 200-MG.	10TAB.	10.00	10.00	10.00	10.00	10.00	10.00	10.00
PANADOL TAB. EXTRA/PLAIN	10TAB.	10.00	10.00	10.00	10.00	10.00	10.00	10.00
DISPRIN TAB.	10TAB.	10.00	10.00	10.00	10.00	10.00	10.00	10.00
TRISIL TAB.	10 TAB	10.00	10.00	10.00	10.00	10.00	10.00	10.00
FLAGYL TAB. 200 MG.	10TAB.	10.00	10.00	10.00	10.00	10.00	10.00	10.00
VENTOLIN TAB. 2MG.	10TAB.	9.00	9.00	9.00	9.00	9.00	9.00	9.00
DAONIL TAB. 5 MG.	10TAB.	17.00	17.00	17.00	17.00	17.00	17.00	17.00
ENTOX TAB.	10TAB.	10.00	10.00	10.00	10.00	10.00	10.00	10.00
RENITEC TAB. 5 MG.	10TAB.	59.00	59.00	59.00	59.00	59.00	59.00	59.00
CAC. 1000 TAB	BOTTLE	122.00	122.00	122.00	122.00	122.00	122.00	122.00
AMOXIL CAPSOLE 250 MG.S	10CAP.	36.00	36.00	36.00	36.00	36.00	36.00	36.00
CALCIUM SYRUP SANDOZ	BOTTLE	64.00	64.00	64.00	64.00	64.00	64.00	64.00
LEDERPLEX SYRUP	BOTTLE	35.00	35.00	35.00	35.00	35.00	35.00	35.00
SANCOS SYRUP (50 ML.)	BOTTLE	30.00	30.00	30.00	30.00	30.00	30.00	30.00
PHENERGAN SYRUP 120 ML.	BOTTLE	33.00	33.00	33.00	33.00	33.00	33.00	33.00
CALPOL SYRUP 60 ML.	BOTTLE	28.00	28.00	28.00	28.00	28.00	28.00	28.00
HYDRYLLIN SYRUP 120 ML.	BOTTLE	65.00	65.00	65.00	65.00	65.00	65.00	65.00
POLYFAX EYE OINTMENT	TUBE	21.00	21.00	21.00	21.00	21.00	21.00	21.00
BETNESOL EYE DROPS	BOTTLE	33.89	33.89	33.89	33.89	33.89	33.89	33.89
EAR DROPS (CARDISPORINE) ***	BOTTLE	21.00	21.00	21.00	21.00	21.00	21.00	21.00
BETNOVATE-N OINTMENT 5 GMS	TUBE	16.00	16.00	16.00	16.00	16.00	16.00	16.00
BURNOL CREAM 30 GRM	TUBE	16.00	16.00	16.00	16.00	16.00	16.00	16.00
VICKS VAPORUB/BALM	BOTTLE	36.00	36.00	36.00	36.00	36.00	36.00	36.00
GLYCRINE SMALL BOTTLE	BOTTLE	28.00	28.00	22.50	25.00	35.00	25.00	17.00
JOUHAR JOSHANDA	PKT.	8.00	8.00	8.00	8.00	6.00	8.00	8.00
GALXOS-D (450 GRMS)	PKT.	168.75	168.75	168.75	168.75	157.50	168.75	157.50
GRPE-WATER WOODWARDS	BOTTLE	55.00	55.00	55.00	55.00	50.00	55.00	55.00

Contd.

7.11 Intercity Consumer Prices February, 2015

Description	Unit	Rawal-pindi	Islama-bad	Attock	Jehlum	Lahore	Sahiwal	Gujran-wala
SANIPLAST ONE PUTTY	EACH	2.00	2.00	2.00	2.00	2.00	2.00	1.50
O.R.S. (NIMCOL)	PKT.	17.00	17.00	17.00	17.00	17.00	15.00	17.00
DETTOL (MEDIUM)	BOTTLE	46.80	46.80	46.80	46.80	46.80	46.80	46.80
COTTON BANDAGE 2" - 4"	EACH	9.00	9.00	8.00	9.00	8.00	9.00	5.00
THERMOMETER CHINA	EACH	45.00	45.00	50.00	47.50	42.50	45.00	30.00
DOCTOR (MBBS) CLINIC FEE	P/PAT.	166.67	175.00	110.00	125.00	100.00	250.00	75.00
URINE TEST (DR) CHARGES	P/TEST	150.00	161.25	80.00	90.00	155.00	100.00	100.00
BLOOD TEST (CP) CHARGES	P/TEST	325.00	325.00	200.00	250.00	575.00	225.00	300.00
SUGAR TEST (RANDOM/FASTING BOTH) CHARGES	P/TEST	210.00	300.00	170.00	197.50	150.00	110.00	200.00
ECG CHARGES	P/TEST	264.58	312.50	150.00	250.00	300.00	225.00	200.00
X-RAY (CHEST) CHARGES	P/X-RAY	333.33	375.00	275.00	375.00	375.00	300.00	400.00
CAR SUZUKI 800 CC (W/O. A/C)	EACH	659800.00	659800.00	659800.00	659800.00	637000.00	625000.00	645000.00
CAR SUZUKI 1000 CC	EACH	1081300.00	1081300.00	1081300.00	1081300.00	1065000.00	1034000.00	1060000.00
CAR TOYOTA 1300 CC	EACH	1682000.00	1682000.00	1677000.00	1682000.00	1790500.00	1645500.00	1570000.00
CAR HONDA CIVIC	EACH	2145500.00	2145500.00	2145500.00	2145500.00	2147000.00	1662000.00	2027500.00
MOTORCYCLE HONDA CD-70.	EACH	69900.00	69900.00	69900.00	69900.00	69900.00	69900.00	69900.00
MOTORCYCLE YAMAHA 100CC.	EACH	79300.00	79300.00	79300.00	79300.00	79300.00	79300.00	79300.00
MOTOR CYCLE HERO 70 CC	EACH	44500.00	45000.00	45000.00	46750.00	49000.00	47500.00	42500.00
BICYCLE WITH TYRES & TUBES	EACH	7900.00	7900.00	7900.00	7200.00	7500.00	7100.00	7200.00
TYRE CAR WITH TUBE GENERAL	EACH	3375.00	3375.00	3375.00	3450.00	3000.00	3100.00	3300.00
TYRE MOTOR CYCLE WITHOUT TUBE	EACH	1137.50	1137.50	1250.00	1135.00	1420.00	1215.00	1250.00
TYRE CYCLE SPECIFY BRAND NAME	EACH	345.83	355.00	370.00	387.50	330.00	350.00	330.00
TYRE CAR W/O TUBE	EACH	3275.00	3275.00	3275.00	3275.00	2700.00	3200.00	3000.00
PETROL SUPER	LITRE	70.29	70.29	70.29	70.29	70.29	70.29	70.29
HIGH SPEED DIESEL HSD	LITRE	80.61	80.61	80.61	80.61	80.61	80.61	80.61
CNG	K.G.	76.35	76.35	76.35	0.00	71.50	71.50	71.50
GAS CYLINDER STAND. SIZE	EACH	1420.00	1420.00	1430.00	1250.00	1155.00	1200.00	1100.00
MOTOR CYCLE SERVICE CHARGES	EACH	306.67	310.00	290.00	250.00	200.00	150.00	280.00
CAR SERVICE CHARGES	EACH	337.50	375.00	325.00	275.00	300.00	300.00	250.00
TYRE PUNCTURE CHARGES	EACH	65.00	65.00	40.00	70.00	80.00	70.00	50.00
CYCLE OVERHAULING CHARGES	EACH	783.33	825.00	290.00	375.00	319.64	300.00	160.00
CAR TAX FOR 800CC TO 1300CC	YEARLY	2650.00	432.00	2650.00	2650.00	2650.00	2650.00	2650.00
TRAIN FARE ECO. 1-100 KM.	P/KM.	0.68	0.68	0.68	0.68	0.68	0.68	0.68
TRAIN FARE ECO. 101-500 KM.	P/KM.	0.98	0.98	0.98	0.98	0.98	0.98	0.98
TRAIN FARE ECO. > 500 KM.	P/KM.	0.89	0.89	0.89	0.89	0.89	0.89	0.89
TRAIN FARE IST SLP. 1-100KM	P/KM.	2.10	2.10	2.10	2.10	2.10	2.10	2.10
TRAIN FARE IST SLP.101-500 KM	P/KM.	2.59	2.59	2.59	2.59	2.59	2.59	2.59
TRAIN FARE IST SLP. > 500 KM	P/KM.	1.99	1.99	1.99	1.99	1.99	1.99	1.99
TRAIN FARE A/C SLP. 1-100KM.	P/KM.	5.76	5.76	5.76	5.76	5.76	5.76	5.76
TRAIN FARE A/C SLP.101-500KM	P/KM.	4.59	4.59	4.59	4.59	4.59	4.59	4.59
TRAIN FARE A/C SLP > 500KM.	P/KM.	4.16	4.16	4.16	4.16	4.16	4.16	4.16
PLATFORM TICKET	EACH	10.00	10.00	10.00	10.00	10.00	10.00	10.00
AUTO RICKSHAW FARES	KM/MIN	75.00	0.00	45.00	75.00	50.00	70.00	60.00
FULL TONGA CHARGES	KM/MIN	0.00	0.00	0.00	0.00	65.00	90.00	50.00
TAXI 4 SEATER FARE	KM/MIN	100.00	100.00	75.00	0.00	100.00	100.00	100.00
BUS FARE MIN (WITHIN CITY)	TICKET	11.00	11.00	0.00	11.00	11.00	0.00	10.00
BUS FARE MAX (WITHIN CIT	TICKET	21.50	21.50	0.00	21.50	19.00	0.00	20.00
BUS FARE OUTSIDE CITY	P/KM.	0.93	0.93	0.93	0.93	0.93	0.93	0.93
A/C BUS FARE OUTSIDE CITY	P/KM.	1.55	1.55	1.53	1.55	2.00	1.55	1.45
MINIBUS FARE MIN.WITH IN CITY	TICKET	11.00	11.00	0.00	0.00	11.00	0.00	10.00
MINIBUS FARE MAX.WITH IN CITY	TICKET	21.50	21.50	0.00	0.00	29.00	0.00	20.00
SUZUKI FARE MIN.WITH IN CITY	TICKET	11.00	11.00	10.00	0.00	12.00	0.00	10.00
SUZUKI FARE MAXIMUM W.IN CITY	TICKET	17.00	17.00	10.00	10.00	22.00	0.00	20.00
AIR FARE ECONOMY CLASS.	P/KM.	19.26	19.26	0.00	0.00	19.26	0.00	0.00
POSTAL ENVELOPE DOMESTIC	EACH	8.00	8.00	8.00	8.00	8.00	8.00	8.00
ENVELOPE FOR SAUDI ARABIA	EACH	50.00	50.00	50.00	50.00	50.00	50.00	50.00
POSTAL REGISTRATION CHARGES	EACH	28.00	28.00	28.00	28.00	28.00	28.00	28.00
U.M.S. REG CHARGES MIN.	EACH	58.00	58.00	58.00	58.00	58.00	58.00	59.00
T.C.S. CH. MIN.WITH IN ZONE	EACH	150.00	150.00	150.00	150.00	110.00	150.00	110.00
TELEPHONE CHARGES LOCAL CALL	P/CALL	3.94	3.94	3.94	3.94	3.94	3.94	3.94
TEL CHARGES OUT SIDE CITY	P/CALL	3.94	3.94	3.94	3.94	3.94	3.94	3.94
INTERNET CHARGES	P/HOUR	27.50	27.50	27.50	50.00	15.00	12.00	20.00
MOBILE CELL CHARGES	P/UNIT	3.00	3.00	3.00	3.00	2.50	3.00	3.00
FAX CHARGES (LOCAL)	P/PAGE	12.50	12.50	12.50	12.50	10.00	20.00	30.00
TELEPHONE SET AV. QLTY	EACH	625.00	725.00	550.00	825.00	775.00	650.00	450.00

Contd.

7.11 Intercity Consumer Prices February, 2015

Description	Unit	Rawal-pindi	Islama-bad	Attock	Jehlum	Lahore	Sahiwal	Gujran-wala
MOBILE SET NOKIA/SONY/ERICSON/SAMSUNG WITHOUT CAMERA	EACH	2133.33	2175.00	2125.00	2450.00	2700.00	2200.00	2825.00
T.V. 20" COLORED WEGA H-A21.	EACH	18108.33	18200.00	18100.00	18100.00	20500.00	18900.00	15000.00
T.V 20" COLOR CHINA/KORIA)	EACH	14250.00	14250.00	14250.00	14250.00	6500.00	13500.00	7000.00
V.C.P. PANASONIC/LG/NAT	EACH	5900.00	5900.00	5550.00	5750.00	4200.00	0.00	0.00
DVD/VCD PLAYER PANASONIC/LG	EACH	3750.00	3750.00	3550.00	3750.00	6542.86	4500.00	4600.00
RADIO WITH C.PLAYER NATIONAL	EACH	2150.00	2150.00	2150.00	2050.00	1825.00	1800.00	2262.50
PERSONNEL COMPUTER (BRANDED)	EACH	69250.00	69250.00	69250.00	69500.00	53000.00	37000.00	37400.00
VID. CASSETTE BLK. TDK/SONY	EACH	144.17	145.00	135.00	175.00	122.50	155.00	0.00
COM. C.D. (TDK/IMATION)	EACH	56.67	59.38	75.00	75.00	37.14	60.00	35.00
TAPE RECORDER CASSETTE BLANK	EACH	42.50	47.50	42.50	47.50	40.00	65.00	35.00
VIDEO GAME SEGA 16 BYTE	EACH	1150.00	1150.00	1175.00	1050.00	1200.00	1650.00	1050.00
CINEMA A/C. HIGH CLASS	TICKET	100.00	0.00	0.00	0.00	115.71	0.00	80.00
CINEMA NON-A/C HIGH CLASS	TICKET	50.00	0.00	0.00	0.00	72.86	50.00	60.00
CABLE CHARGES	PER MON1	325.00	325.00	275.00	300.00	275.00	200.00	300.00
TV.LICENCE FEE DOMESTIC	YEARLY	420.00	420.00	420.00	420.00	420.00	420.00	420.00
ENGLISH BOOK CLASS V1	EACH	77.00	77.00	77.00	77.00	77.00	77.00	77.00
ENGLISH BOOK CLASS IX OR X	EACH	129.00	129.00	129.00	129.00	129.00	129.00	129.00
ENG. BOOK IST.YR COMPLETE SET	EACH	82.00	82.00	82.00	82.00	82.00	82.00	82.00
ENGLISH BOOK BA/B.SC	EACH	178.00	178.00	178.00	178.00	178.00	178.00	178.00
URDU BOOK CLASS V (T.B.BORD)	EACH	70.00	70.00	70.00	70.00	70.00	70.00	70.00
URDU BOOK CLASS IX(X(T.B.B)	EACH	137.00	137.00	137.00	137.00	137.00	137.00	137.00
URDU BOOK IST.YEAR/INTER	EACH	51.00	51.00	51.00	51.00	51.00	51.00	51.00
URDU BOOK BA/B.SC	EACH	140.00	140.00	140.00	140.00	140.00	140.00	140.00
MATHS BOOK CALSS V (T.B.B)	EACH	84.00	84.00	84.00	84.00	84.00	84.00	84.00
MATHS BOOK CLASS IX OR X	EACH	236.00	236.00	236.00	236.00	236.00	236.00	236.00
MATHS BOOK IST.YEAR (T.B.B)	EACH	156.00	156.00	150.00	156.00	156.00	156.00	156.00
PAKISTAN STUDIES BOOK BA/B.SC	EACH	125.00	125.00	125.00	125.00	125.00	125.00	125.00
DAILY "DAWN"	P/COPY	19.00	19.00	19.00	19.00	19.00	19.00	19.00
DAILY "JANG"	P/COPY	12.00	12.00	12.00	12.00	12.00	12.00	12.00
DAILY "NAWA-E-WAQT"	P/COPY	12.00	12.00	12.00	12.00	12.00	12.00	12.00
WEEKLY "AKHBAR-E-JAHAN"	P/COPY	55.00	55.00	55.00	55.00	55.00	55.00	55.00
WEEKLY "MAG"	P/COPY	45.00	45.00	45.00	45.00	45.00	45.00	45.00
MONTHLY "NAUNEHAL DIGEST"	P/COPY	35.00	35.00	35.00	35.00	35.00	35.00	35.00
PAPER FOOLSCAPE (27"x17")	QUIRE	57.50	57.50	57.50	55.00	25.00	25.00	30.00
EXERCISE.BOOK LINED 80/100 PGS	EACH	57.50	62.50	57.50	52.50	30.00	35.00	32.50
PENCIL.GOLDFISH/DEER	EACH	8.00	8.00	8.00	8.00	6.00	6.00	5.00
PEN INK DOLLOR 57 ML BOTTLE	EACH	25.00	25.00	25.00	20.00	20.00	20.00	20.00
PHOTOSTATE PAPER 70 GM	PRT	365.00	365.00	365.00	305.00	350.00	330.00	285.00
BALL PEN (local)	EACH	8.00	8.00	8.00	8.00	6.00	6.00	5.00
FOUNTAIN PEN HERO/WINGS/CHINA	EACH	47.50	47.50	47.50	46.25	60.00	50.00	40.00
PRIVATE SCHOOL FEE ENGLISH MED. AVG.STANDARD (CLASS I)	P/MONTH	2854.17	2618.75	712.50	1852.50	1378.57	1800.00	1550.00
PRIVATE SCHOOL FEE ENGLISH MED. AVG. STANDARD (CLASS V)	P/MONTH	2833.33	2650.00	787.50	1802.50	1571.43	1800.00	1650.00
PRIVATE SCHOOL FEE ENGLISH MED. AVG. STANDARD (CLASS VI)	P/MONTH	2850.00	2925.00	812.50	1822.50	1787.50	1875.00	1800.00
PRIVATE SCHOOL FEE ENGLISHMED. AVG. STANDARD (CLASS X)	P/MONTH	3070.83	3275.00	962.50	1927.50	2157.14	2050.00	1850.00
PRIVATE MEDICLE COLLEGE FEE MBBS (IST YEAR)	P/MONTH	50468.75	50468.75	50468.75	0.00	30208.00	0.00	0.00
PRIVATE ENGINEERING COLLEGE FEE (ISTR YEAR)	P/MONTH	14975.25	14975.25	11011.50	0.00	19550.00	0.00	0.00
GOVT. COLLEGE FEE IST. YEAR	MONTH	50.00	195.00	50.00	50.00	60.00	50.00	50.00
GOVT. COLLEGE FEE 4TH. YEAR	MONTH	60.00	225.00	60.00	60.00	70.00	60.00	60.00
GOVT. UNIVERSITY FEE MSC.	MONTH	77.50	1000.00	77.50	80.00	97.79	80.00	115.00
GOVT. MED. COLLEGE FEE MBBS	MONTH	873.00	873.00	873.00	0.00	1250.00	1250.00	0.00
GOVT. ENGG. COLL. FEE I YEAR	MONTH	600.00	600.00	600.00	0.00	750.00	500.00	0.00
COACHING FEE FOR CLASS IX/X	P/MONTH	2750.00	2987.50	1550.00	3000.00	1828.57	1400.00	600.00
COACHING CHARGES FOR CLASS IST YEAR/INTER (SCIENCE)	P/MONTH	3250.00	3450.00	2200.00	3500.00	2821.43	2300.00	1200.00
COACHING CHARGES FOR CLASS IST YEAR/INTER (COMMERCE)	P/MONTH	2691.67	3062.50	1900.00	3500.00	2792.86	1300.00	1200.00
I.T. TUITION FEES	P/MONTH	2100.00	2100.00	1450.00	3231.25	6066.80	1500.00	4500.00
MBA TUITION FEES	P/MONTH	13955.00	13955.00	7667.00	4500.00	15687.50	0.00	7000.00
BREAD TANDOORI ST. SIZE	EACH	7.50	7.50	6.50	6.00	6.00	6.00	6.00
COOKED MUTTON (AV. HOTEL)	PLATE	155.00	157.50	190.00	155.00	200.71	150.00	120.00
COOKED BEEF (AV. HOTEL)	PLATE	85.83	88.75	75.00	80.00	78.21	80.00	60.00
COOKED DAL (AV. HOTEL)	PLATE	55.83	62.50	47.50	47.50	50.71	40.00	35.00
CHICKEN BIRYANI FULL/DOUBLE	PLATE	115.00	125.00	145.00	100.00	128.93	130.00	110.00
TEA PREPARED (ORDINARY)	CUP	20.00	20.00	20.00	17.50	19.21	20.00	20.00
HAIRCUT CHARGES FOR MEN	P/CUT	86.25	102.50	75.00	55.00	96.43	80.00	60.00
BEAUTY PORL HAIR STYL CHARGE	P/STY.	391.67	475.00	275.00	475.00	228.57	250.00	350.00
SHAVING CHARGES	PER SHV	49.58	60.00	55.00	40.00	46.43	40.00	40.00

Contd.

7.11 Intercity Consumer Prices February, 2015

Description	Unit	Rawal-pindi	Islama-bad	Attock	Jehlum	Lahore	Sahiwal	Gujran-wala
LIPSTICK S.MISS/MEDORA	EACH	110.00	110.00	115.00	110.00	120.00	110.00	110.00
NAIL POLISH S.MISS/MEDORA	EACH	115.00	115.00	105.00	115.00	110.00	95.00	60.00
PERFUME MED.SIZE MEDORA/BROACH	EACH	200.00	200.00	200.00	200.00	180.00	170.00	120.00
HAIR-OIL AMLA/CHAMBELI	BOTTLE	100.00	100.00	110.00	100.00	130.00	120.00	110.00
TOILET SOAP LUX 95 GRAMS	EACH	40.38	40.38	40.38	40.38	40.38	40.38	40.38
TOILET SOAP LIFEBOUY 140 GRM	EACH	36.00	36.00	36.00	36.00	36.00	36.00	36.00
TOILET SOAP SAFEGUARD BATH SIZE	EACH	50.00	50.00	50.00	50.00	50.00	48.00	50.00
TOOTHPASTE MACKLINES 70 GRM	EACH	50.00	50.00	50.00	50.00	50.00	50.00	50.00
TOOTHPAST MED SIZE CLGATE 70 GMS	EACH	75.00	75.00	75.00	75.00	60.67	60.67	60.67
TOOTHBRUSH SHEILD A/PLAUQUE	EACH	22.00	22.00	22.00	22.00	35.00	55.00	50.00
TOOTHPOWDER DENTONIC 90 GRM	EACH	28.00	28.00	28.00	28.00	28.00	28.00	25.00
HAIR-COLOUR BEGIN (6 GMS)	EACH	95.00	95.00	100.00	100.00	95.00	100.00	100.00
HAIR COLOUR (KALAKOLA)	BOTTLE	130.00	130.00	130.00	130.00	130.00	120.00	130.00
FACECREAM PONDS (MEDIUM)	EACH	110.00	110.00	110.00	110.00	110.00	110.00	110.00
TALC POWDER VICE ROAY,B.CAT	EACH	135.00	135.00	135.00	135.00	130.00	150.00	135.00
BLADE TREET ORDINARY 10'S	PKT.	30.00	30.00	30.00	30.00	35.00	32.00	40.00
BLADE 7-O-CLOCK STAIN. 5'S	PKT.	35.00	35.00	35.00	35.00	32.00	30.00	35.00
SHAMPOO SUNSILK/PAINTIN 100 ML	BOTTLE	110.00	110.00	110.00	110.00	110.00	110.00	110.00
BEAUTY CREAM (FAIR & LOVELY)	EACH	65.00	65.00	65.00	65.00	99.00	155.00	155.00
HAIR REMOVING CREAM (EU-CREAM)	TUBE	65.00	65.00	65.00	65.00	65.00	65.00	65.00
GEL MEDIUM SIZE	BOTTLE	102.50	107.50	100.00	127.50	65.00	120.00	65.00
DISPOSABLE RAZOR GILLET-II	EACH	37.50	37.50	37.50	40.00	35.00	40.00	43.00
SHAVING CREAM TOUCH-ME/ADM.	EACH	65.00	65.00	65.00	65.00	60.00	60.00	60.00
GOLD TEZABI 24 CT	10 GM.	41270.00	41270.00	40980.00	41600.00	41320.00	40552.00	41066.00
SILVER TEZABI 24 CT	10 GM.	600.00	600.00	590.00	650.00	591.00	617.00	617.00
ARTIFICIAL JEWELLARY SET	SET	1225.00	1275.00	850.00	662.50	957.14	500.00	800.00
WRIST WATCH GENTS CITIZEN (ORIGINAL) ***	EACH	4900.00	4900.00	4900.00	3750.00	6535.71	4250.00	2500.00
WRIST WATCH LADIES CITIZEN (ORIGINAL) ***	EACH	4900.00	4900.00	4900.00	3750.00	7500.00	4250.00	2500.00
WALL CLOCK QUARTZ AV.QLTY	EACH	520.83	550.00	550.00	310.00	725.00	600.00	487.50
SUITCASE REXIN (24"x16"x6")	EACH	1775.00	1775.00	1425.00	850.00	932.14	1050.00	725.00
TRUNK MEDIUM SIZE ***	EACH	2250.00	2243.75	1975.00	1950.00	2246.43	2000.00	1525.00
PURSE LADIES (LEATHER) AVERAGE QUALITY	EACH	529.17	612.50	525.00	437.50	1250.00	712.50	712.50

7.11 Intercity Consumer Prices February, 2015

Description	Unit	Wazira- bad	Sialkot	Faisalabad	Jhang	Multan	Muzaffar- garh	D.G. Khan
WHEAT	10 KG.	336.50	362.50	330.00	335.00	330.00	330.00	337.50
WHEAT FLOUR FINE/SUPERIOR.	KG.	42.00	50.00	41.00	40.00	41.00	41.00	40.00
WHEAT FLOUR AVG. QLTY	KG.	40.00	38.50	37.00	39.00	38.00	38.00	37.00
WHEAT FLOUR BAG	10 KG.	400.00	385.00	355.00	380.00	380.00	380.00	370.00
MAIDA	KG.	50.00	50.00	50.00	45.00	47.00	49.00	50.00
SUJI	KG.	50.00	50.00	50.00	48.00	47.67	49.00	50.00
BESAN AV. QLTY.	KG.	80.00	75.00	80.00	74.00	79.17	82.50	80.00
RICE BASMATI SUP. QLTY.	KG.	90.00	87.50	135.00	105.00	122.50	127.50	110.00
RICE BASMATI 385/386	KG.	70.00	75.00	93.13	67.50	76.67	77.50	80.00
RICE BASMATI BROKEN AV.QLTY	KG.	55.00	60.00	83.75	62.50	75.00	67.50	70.00
RICE IRR1-6 (SINDH/PUNJAB)	KG.	52.50	47.50	65.00	48.00	37.00	39.00	35.00
VERMICELLI	KG.	80.00	65.00	75.00	65.00	80.00	80.00	80.00
BREAD PLAIN MEDIUM SIZE	EACH	40.00	40.00	40.00	40.00	45.00	45.00	45.00
RUSK (PAPAY)	KG.	160.00	140.00	195.00	150.00	208.33	200.00	200.00
BISCUITS-PACKED	PKT	35.00	35.00	35.00	35.00	35.00	35.00	35.00
BISCUIT-BAKERY (LOOSE)	250 GM	100.00	80.00	73.75	65.00	90.00	70.00	80.00
CORNFLAKS FAUJI 225 GM.	PKT	180.00	166.50	171.00	166.50	175.50	175.50	198.00
SAMOSAS (VEGATABLE)	EACH	10.00	15.00	19.00	15.00	14.33	13.50	10.00
PASTRY AV.QLTY.	EACH	30.00	25.00	23.75	30.00	35.00	22.50	30.00
PATTIES (VEGATABLES)	EACH	15.00	20.00	23.75	30.00	26.67	25.00	20.00
NIMCO	250 GM	50.00	50.00	67.50	65.00	67.50	67.50	60.00
CHIPS	250 GM	62.50	65.00	66.25	100.00	83.33	82.50	65.00
BEEF WITH BONE AV.QLTY.	KG	280.00	280.00	275.00	260.00	300.00	270.00	275.00
MUTTON AV.QLTY.	KG	550.00	600.00	600.00	550.00	600.00	525.00	625.00
CHICKEN FARM BROILER (LIVE)	KG	110.00	114.00	115.00	120.00	132.50	127.50	130.00
FISH-RAHU MEDIUM SIZE	KG	260.00	290.00	290.00	350.00	290.00	290.00	260.00
MILK FRESH (UNBOILED)	LTR.	70.00	70.00	70.00	60.00	75.00	70.00	70.00
CURD	KG.	80.00	80.00	80.00	70.00	86.67	80.00	85.00
MILK TETRA PACK 1/2 LTR.	PKT.	60.00	60.00	60.00	60.00	60.00	60.00	60.00
LACTOGEN 400 GRAMS	PKT.	430.00	435.00	435.00	425.00	435.00	435.00	435.00
POWDER MILK NIDO 400GM.	PKT	350.00	360.00	350.00	350.00	350.00	350.00	350.00
MILK POWDER LOOSE/PACKED	KG.	450.00	460.00	525.00	400.00	537.50	550.00	640.00
BUTTER LOCAL PACKED	50 GM.	30.00	25.00	32.00	30.00	27.00	27.00	25.00
EGGS FARM	DOZ	90.00	90.00	115.00	85.00	87.50	97.50	100.00
MUSTARD OIL AV.QLTY.	KG.	160.00	160.00	195.00	160.00	172.50	180.00	170.00
COOKING OIL (DALDA)	2.5LTR	545.00	492.50	535.00	525.00	490.00	490.00	520.00
COOKING OIL (PAKWAN) OTHER BRAND SPECIFY	2.5 LTR	485.00	477.50	525.00	525.00	490.00	490.00	520.00
VEGETABLE GHEE TIN	2.5KG.	505.00	477.50	505.00	500.00	485.00	485.00	485.00
VEGETABLE GHEE (LOOSE)	KG.	140.00	140.00	134.25	165.00	155.00	155.00	155.00
DATES AV.QLTY.	KG.	160.00	210.00	190.00	180.00	168.33	180.00	155.00
PISTACHIO AV.QLTY.	50 GM.	130.00	150.00	77.50	75.00	122.50	125.00	120.00
ALMONDS WHOLE AV.QLTY.	KG.	425.00	500.00	475.00	525.00	466.67	410.00	550.00
COCONUT DRY AV.QLTY.	KG.	280.00	290.00	280.00	230.00	300.00	305.00	300.00
RAISINS AV.QLTY.	50 GM.	20.00	20.00	21.25	20.00	19.00	21.00	15.00
GROUNDNUTS (WITH SHELL)	KG.	200.00	200.00	200.00	160.00	191.67	190.00	150.00
MALTA/MOSAMBI	DOZ	100.00	105.00	82.50	110.00	117.50	115.00	120.00
KINNU	DOZ	60.00	55.00	60.00	90.00	96.25	95.00	70.00
APPLE	KG	110.00	60.00	110.00	110.00	151.67	155.00	80.00
ALOO BUKHARA	KG	0.00	0.00	0.00	0.00	0.00	0.00	0.00
POMEGRANATE (ANNAR)	KG	0.00	0.00	0.00	0.00	0.00	0.00	0.00
GRAPES	KG	0.00	0.00	0.00	0.00	0.00	0.00	0.00
BANANAS	DOZ	60.00	62.50	55.00	55.00	80.00	82.50	60.00
MANGO KALMI	KG	0.00	0.00	0.00	0.00	0.00	0.00	0.00
GUAVA	KG	50.00	55.00	50.00	60.00	79.00	77.50	60.00
WATERMELON (TURBOOZ)	KG	0.00	0.00	0.00	0.00	0.00	0.00	0.00
MUSKMELON (KHARBOOZA)	KG	0.00	0.00	0.00	0.00	0.00	0.00	0.00
SWEETMELON (GARMA)	KG	0.00	0.00	0.00	0.00	0.00	0.00	0.00
PULSE MASOOR (WHOLE)	KG.	115.00	120.00	122.50	115.00	119.17	122.50	120.00
PULSE MASOOR (WASHED)	KG.	160.00	120.00	162.00	140.00	137.50	137.50	130.00
PULSE MOONG (WASHED)	KG.	160.00	170.00	177.50	160.00	169.17	165.00	160.00
PULSE MASH (WASHED)	KG.	170.00	175.00	177.50	135.00	162.50	167.50	160.00
PULSE GRAM	KG.	70.00	75.00	77.50	70.00	77.50	80.00	80.00
GRAM WHOLE BLACK AV QLTY.	KG.	70.00	65.00	75.00	66.00	70.83	75.00	80.00
GRAM WHOLE YELLOW AV.QLTY	KG.	100.00	110.00	110.00	80.00	96.67	105.00	100.00
BEANS (LAL LOBIA)	KG.	110.00	150.00	140.00	110.00	180.00	190.00	180.00

Contd.

7.11 Intercity Consumer Prices February, 2015

Description	Unit	Wazira- bad	Sialkot	Faisalabad	Jhang	Multan	Muzaffar- garh	D.G. Khan
POTATOES	KG	25.00	27.50	21.25	17.50	21.67	22.50	22.50
ONION	KG	25.00	27.50	23.75	17.50	20.00	20.00	20.00
TURNIP	KG	20.00	20.00	16.25	17.50	17.50	17.50	20.00
RADISH	KG	25.00	20.00	13.25	17.50	12.83	17.50	20.00
TOMATOES	KG	60.00	60.00	65.00	45.00	55.83	52.50	50.00
CABBAGE	KG	50.00	40.00	23.75	22.50	28.33	22.50	20.00
CAULIFLOWER	KG	30.00	30.00	23.75	22.50	22.50	22.50	30.00
BRINJAL	KG	0.00	0.00	0.00	0.00	0.00	0.00	0.00
PUMPKIN	KG	0.00	0.00	0.00	0.00	0.00	0.00	0.00
BOTTLEGOURD	KG	0.00	0.00	0.00	0.00	0.00	0.00	0.00
LADY FINGER	KG	0.00	0.00	0.00	0.00	0.00	0.00	0.00
PEAS	KG	30.00	27.50	26.25	22.50	30.83	30.00	75.00
SPINACH	KG	25.00	30.00	16.25	12.50	17.50	17.50	15.00
TINDA	KG	0.00	0.00	0.00	0.00	0.00	0.00	0.00
TURAI	KG	0.00	0.00	0.00	0.00	0.00	0.00	0.00
KARAILA	KG	0.00	0.00	0.00	0.00	0.00	0.00	0.00
ARVI	KG	0.00	0.00	0.00	0.00	0.00	0.00	0.00
CHILLIES GREEN	KG	70.00	100.00	95.00	90.00	80.00	75.00	80.00
CARROT	KG	25.00	27.50	23.75	17.50	22.50	22.50	30.00
COCUMBER (KHEERA)	KG	80.00	80.00	47.50	45.00	47.50	47.50	60.00
LEMON	250GM	20.00	20.00	13.75	22.50	19.17	22.50	30.00
SUGAR REFINED	KG.	55.00	55.00	54.00	55.00	53.00	53.00	54.00
GUR AV.QLTY	KG.	80.00	85.00	75.00	75.00	70.00	72.50	70.00
HONEY LANGANESE 500 GM.	BOTTLE	780.00	692.00	820.00	840.00	850.00	850.00	925.00
MILO 200 GM.	BOTTLE	173.33	222.00	210.00	166.66	200.00	200.00	250.00
CUSTARD POWDER RAFHAN 300 GM.	PKT	75.00	75.00	75.00	75.00	75.00	75.00	75.00
TOFFEE (HILAL)	EACH	1.00	1.00	2.00	2.00	1.00	1.00	1.00
CHOWKELATE CANDY (SMALL SIZE)	EACH	5.00	5.00	5.00	5.00	5.00	5.00	5.00
SWEETMEAT (MIXED)	KG	280.00	250.00	255.00	240.00	291.67	280.00	290.00
ICE CREAM WALLS	CUP.	40.00	40.00	40.00	40.00	40.00	40.00	40.00
ICE	KG	5.00	10.00	10.00	3.00	4.00	3.50	6.00
JAM AHMED/MITCHELLES	BOTTLE	130.00	120.00	130.00	120.00	130.00	130.00	140.00
SQUASH-MITCHELLES	BOTTLE	145.00	135.00	150.00	140.00	150.00	150.00	150.00
ROOH AFZA	BOTTLE	140.00	150.00	150.00	140.00	140.00	140.00	145.00
JAM-E-SHIREEN	BOTTLE	145.00	150.00	150.00	145.00	150.00	150.00	150.00
SAUNF	50 GM	20.00	17.50	15.75	15.00	15.67	19.00	10.00
CINAMON LOOSE AV. QLTY	50 GM.	30.00	20.00	25.00	30.00	20.33	21.00	20.00
CUMINSEED WHITE NATIONAL	50 GM.	52.00	52.00	54.00	55.00	52.00	52.00	52.00
PEPPER BLACK NATIONAL	50 GM.	96.00	96.00	96.00	96.00	96.00	96.00	96.00
CLOVES LOOSE AV.QLTY	50 GM.	100.00	95.00	98.25	80.00	97.50	92.50	80.00
CARDAMOM LARGE LOOSE AV.QLTY	50 GM.	180.00	105.00	102.50	160.00	179.17	170.00	160.00
CARDAMOM SMALL AV.QLTY	50 GM.	100.00	95.00	77.50	100.00	85.83	87.50	70.00
SALT-POWDERED (LAHORI) LOOSE	KG.	10.00	10.00	9.00	6.00	9.00	9.00	10.00
SALT POWDERED (NATIONAL/SHAN)	PKT	25.00	25.00	25.00	25.00	25.00	25.00	25.00
CHILLIES POWD.NATIONAL 200GM	PKT	105.00	105.00	105.00	105.00	105.00	105.00	105.00
CHILLIES POWDER LOOS	KG.	280.00	260.00	270.00	230.00	245.00	245.00	240.00
CORRIANDER SEED POWD.NATIONAL	PKT	88.00	78.00	88.00	78.00	88.00	88.00	78.00
CORRIANDER SEED (LOOSE)	KG.	280.00	240.00	270.00	280.00	273.33	270.00	240.00
TURMERIC POWD.NATIONAL 50GM	PKT.	35.00	35.00	35.00	35.00	35.00	35.00	35.00
CURRY POWD. NATIONAL 200 GM	PKT.	87.00	87.00	87.00	87.00	87.00	87.00	87.00
TOMATO KETCHUP AHMED/MITCHL	BOTTLE	90.00	85.00	90.00	80.00	95.00	95.00	80.00
PICKLES AHMED/MITCHELLES	BOTTLE	95.00	100.00	110.00	90.00	110.00	110.00	95.00
VINEGAR SYNTHETIC (SIRKA)	BOTTLE	70.00	80.00	95.00	80.00	75.00	75.00	80.00
GARLIC	KG	130.00	135.00	139.45	125.00	137.50	135.00	140.00
GINGER	KG	160.00	160.00	190.00	125.00	144.17	145.00	160.00
TAPAL DANEDAR TEA 200GM PACKET	PKT	126.32	129.47	129.47	129.47	129.47	129.47	126.32
TEA LIPTON YELLOW LABEL 200GM.	PKT.	138.95	138.95	133.66	131.58	138.95	138.95	131.58
TEA LOOSE KENYA AV.QLTY 250GM.	PKT.	125.00	130.00	145.75	130.00	115.83	120.00	122.50
COFFEE-NESCAFE 75 GM. **	BOTTLE	340.00	295.00	360.00	340.00	320.00	320.00	350.00
COLD DRINK (STANDARD SIZ)	BOTTLE	20.00	20.00	25.00	22.00	20.00	20.00	25.00
FRUIT JUICE TETRA PACK	PKT.	25.00	15.00	20.00	18.00	18.00	18.00	15.00
MINERAL WATER NESTLE 1.5 LTR	BOTTLE	45.00	47.50	45.00	50.00	47.00	47.00	50.00
CIGARETTES K-2 10'S **	PKT	45.00	50.00	45.00	50.00	43.00	43.00	43.00
CIGARETTES CAPSTAN 10'S **	PKT	50.00	50.00	50.00	50.00	47.00	47.00	47.00
CIGARETTES GOLD LEAF 20'S	PKT	100.00	100.00	100.00	100.00	96.00	96.00	96.00

Contd.

7.11 Intercity Consumer Prices February, 2015

Description	Unit	Wazira- bad	Sialkot	Faisalabad	Jhang	Multan	Muzaffar- garh	D.G. Khan
CIGARETTES MORVEN GOLD 20'S	PKT	50.00	50.00	50.00	50.00	47.00	47.00	47.00
BETEL LEAVES	50GM.	50.00	70.00	72.50	60.00	50.00	55.00	60.00
BETEL NUTS	KG.	300.00	400.00	380.00	380.00	255.00	255.00	225.00
LONG CLOTH 57" GUL AHMED/AL-KARAM	METER	150.00	135.00	237.50	360.00	250.00	250.00	237.50
SHIRTING AV.QLTY.	METER	140.00	175.00	125.00	300.00	210.00	190.00	175.00
PANT CLOTH W & WEAR AV.QLTY	METER	312.50	215.00	475.00	400.00	342.50	342.50	325.00
LAWN PRINTED GUL AHMED/AL-KARAM	METER	197.50	177.50	240.00	360.00	290.00	270.00	237.50
GEORGETTE AV.QLTY	METER	115.00	130.00	160.00	350.00	108.00	115.00	125.00
LINEN AV.QLTY ***	METER	100.00	140.00	140.00	250.00	250.00	225.00	137.50
HEAVY WT SUITING LAWERNCPUR AVG QLTY	METER	1050.00	925.00	1375.00	1700.00	1200.00	1200.00	1200.00
HEAVY WT SUITING LAWERNCPUR SUP QLTY	METER	2350.00	950.00	1525.00	2000.00	1950.00	1950.00	1950.00
TROPICAL SUITING LAW.PUR	METER	925.00	800.00	1100.00	1700.00	1200.00	1200.00	700.00
PANT BOY 24"/26" LENGTH.	EACH	625.00	380.00	400.00	550.00	380.00	365.00	550.00
SHIRT BOY 24"/26" LENGTH	EACH	425.00	355.00	277.50	450.00	310.00	290.00	425.00
SCHOOL UNI. PANT,SHIRT BOYS	SUIT	1000.00	625.00	475.00	700.00	573.33	525.00	650.00
SCHOOL UNI. KAMEEZ,SHAL.BOYS	SUIT	1000.00	625.00	475.00	750.00	518.00	675.00	750.00
SCHOOL UNI. KAMEEZ,SHAL.GIRL	SUIT	900.00	575.00	562.50	700.00	516.67	675.00	750.00
FROCK W/WEAR GIRLS	EACH	875.00	625.00	675.00	1200.00	1325.00	1650.00	900.00
AWAMI-SUIT W & W(BOY) 24"/26	SUIT	1050.00	825.00	556.25	1100.00	775.00	775.00	950.00
AWAMI-SUIT W&W (GENTS)AV.QLTY	SUIT	1050.00	950.00	837.50	1350.00	985.00	1275.00	1450.00
PULLOVER GENTS OXFORD/BON.	EACH	3050.00	3000.00	3100.00	3280.00	3250.00	2830.00	2600.00
PULLOVER LADIES OXFORD/BON.	EACH	2850.00	3000.00	2500.00	2300.00	2990.00	2600.00	2500.00
PULLOVER (GENTS) OTHERS A.QTY	EACH	550.00	650.00	687.50	700.00	1012.50	975.00	500.00
SECOND-HAND COAT FOR MEN	EACH	475.00	500.00	425.00	600.00	425.00	375.00	200.00
SECONDHAND SWEETER FOR MEN DUP QLTY	EACH	525.00	300.00	225.00	200.00	237.50	135.00	50.00
SECONDHAND WINTER JACKET	EACH	575.00	350.00	425.00	600.00	315.00	225.00	150.00
UNDERWEAR AV.QLTY MEDIUM SIZE	EACH	150.00	100.00	75.00	120.00	153.33	145.00	135.00
VEST FOR MEN AV.QLTY.	EACH	105.00	112.50	110.00	130.00	140.00	145.00	110.00
VEST/SHAMEEZ (WOMEN) AVG. QLTY	EACH	130.00	125.00	112.50	180.00	158.00	135.00	155.00
SOCKS NYLON (PAKISTANI)	PAIR	90.00	65.00	65.00	70.00	92.50	82.50	90.00
BRASSIER AV.QLTY.	EACH	127.50	175.00	112.50	220.00	149.17	87.50	135.00
BRASSIER SUP QLTY	EACH	270.00	462.50	340.00	595.00	336.67	210.00	350.00
DOPATTA GEORGETTE AV.QLTY.	EACH	235.00	275.00	231.25	400.00	226.67	210.00	250.00
DOPATTA COTTON AV GLTY	EACH	180.00	225.00	171.25	220.00	210.00	205.00	250.00
CHADDAR (W/WEAR) (2x2.5 MTR)	EACH	312.50	275.00	331.25	500.00	375.00	475.00	450.00
LUNGI/DHOTI(COTTON) AVG. QLTY	EACH	250.00	195.00	262.50	350.00	228.33	265.00	325.00
HANDKERCHIEF AVG. QLTY PAK	EACH	40.00	35.00	35.00	50.00	40.00	42.50	50.00
HANDKERCHIEF SUP. QLTY PAK	EACH	60.00	50.00	55.00	80.00	52.50	57.50	72.50
GLOVES AV QLTY	PAIR	70.00	85.00	77.50	120.00	96.67	110.00	160.00
AZARBAND COTTON AVG. QLTY	EACH	25.00	10.00	13.50	15.00	13.00	13.50	20.00
SEWING THREAD/REEL(ASLI PARI)	EACH	6.00	5.00	5.50	7.00	7.00	10.00	5.00
WASHING CHARGES PAINT & SHIRT	SUIT	150.00	150.00	65.00	100.00	106.67	105.00	70.00
DRY CLEANING SUIT COAT PANT	SUIT	400.00	400.00	307.50	300.00	278.00	262.50	250.00
WASHING CH. (KAMIZ-SHALWAR)	PAIR	90.00	100.00	65.00	70.00	75.00	80.00	60.00
TAILORING SHIRT	EACH	375.00	325.00	300.00	350.00	358.33	300.00	325.00
TAILORING CHARGES PANT (MEN)	EACH	600.00	625.00	450.00	600.00	470.00	475.00	750.00
TAILORING COAT-PANT SUIT	SUIT	3200.00	3250.00	3750.00	3600.00	3450.00	3350.00	3250.00
TAILORING AWAMI-SUIT (MALE)	SUIT	500.00	475.00	550.00	500.00	575.00	475.00	550.00
TAILORING SUIT FEMALE	SUIT	400.00	500.00	375.00	500.00	335.00	350.00	500.00
GENTS SHOES PAUL BATA	PAIR	1199.00	1199.00	1199.00	1199.00	1199.00	1199.00	1199.00
GENTS SANDAL BATA	PAIR	699.00	699.00	699.00	699.00	699.00	699.00	699.00
GENTS SPOUNG CHAPPAL BATA	PAIR	179.00	179.00	179.00	179.00	179.00	179.00	179.00
LADIES SANDAL BATA	PAIR	499.00	499.00	499.00	499.00	499.00	499.00	499.00
LADIES SPOUNG CHAPPAL BATA	PAIR	179.00	179.00	179.00	179.00	179.00	179.00	179.00
CHILD SHOE POWER LITE BATA	PAIR	599.00	599.00	599.00	599.00	599.00	599.00	599.00
GENTS SHOE, ART 1109 SERVICE	PAIR	999.00	999.00	999.00	999.00	999.00	999.00	999.00
NYLON JOGGER 27 SIZE 2-5 ***	PAIR	1299.00	1299.00	1299.00	1299.00	1299.00	1299.00	1299.00
CHINA FOOT WEAR AV. QLTY (MALE) *	PAIR	650.00	475.00	525.00	800.00	516.67	525.00	450.00
CHINA FOOT WEAR AV. QLTY (FEMALE) *	PAIR	500.00	325.00	325.00	700.00	325.00	325.00	325.00
CHINA FOOT WEAR AV. QLTY (CHILDREN) *	PAIR	400.00	325.00	250.00	500.00	275.00	225.00	275.00
SHOE REPAIR HALF SOLE	PAIR	120.00	60.00	130.00	125.00	126.67	72.50	75.00
SHOES POLISH CHARGES AVERAGE SHOP	PAIR	15.00	10.00	17.50	20.00	17.50	17.50	20.00
HOUSE RENT (combined)	MONTH	3051.00	5803.00	5422.00	4260.00	6267.00	4442.00	3814.00
rent 2	pm	3051.00	5803.00	5422.00	4260.00	6267.00	4442.00	3814.00
RENT3	PM	3051.00	5803.00	5422.00	4260.00	6267.00	4442.00	3814.00

Contd.

7.11 Intercity Consumer Prices February, 2015

Description	Unit	Wazira- bad	Sialkot	Faisalabad	Jhang	Multan	Muzaffar- garh	D.G. Khan
RENT4	PM	3051.00	5803.00	5422.00	4260.00	6267.00	4442.00	3814.00
RENT5	PM	3051.00	5803.00	5422.00	4260.00	6267.00	4442.00	3814.00
RENT6	PM	3051.00	5803.00	5422.00	4260.00	6267.00	4442.00	3814.00
SYNTHETIC ENEMAL ROBIALAC BALTI 3.64 LTR.	EACH	1790.00	2093.00	1720.00	1950.00	2088.00	2088.00	1600.00
SYNTHETIC ENEMAL ICI BALTI 3.64 LTR.	EACH	2138.00	2080.00	1785.00	1950.00	2166.00	2166.00	1749.00
CEMENT (LOCAL) SPECIFY BRAND NAME	BAG	500.00	510.00	504.50	520.00	495.00	495.00	500.00
BRICKS (NEW) IST CLASS	P/1000	8000.00	8000.00	6300.00	6000.00	6000.00	5200.00	4900.00
CEMENT BLOCKS (6"x8"x12")	P/100	0.00	0.00	0.00	0.00	0.00	0.00	0.00
BAJREE	100CFT	5000.00	5350.00	5000.00	3600.00	4800.00	3100.00	2500.00
SAND (BLACK PIT SAND)	K100CFT	2000.00	3000.00	2500.00	2300.00	2000.00	1600.00	1800.00
TIMBER SHESHAM LOG IST QUALITY	cubmt.	52111.00	39500.00	63558.00	38846.00	77680.00	56500.00	52900.00
IRON BAR (M.S. BAR) 1/2"	P/TON	74000.00	73500.00	75000.00	75000.00	76500.00	73500.00	75000.00
CARPANTER WAGE RATE	P/DAY	700.00	725.00	600.00	800.00	800.00	725.00	800.00
MASON (RAJ) WAGE RATE	P/DAY	800.00	950.00	800.00	800.00	775.00	700.00	800.00
UNSKILLED LABOUR WAGE RATE	P/DAY	450.00	500.00	475.00	400.00	450.00	400.00	400.00
PLUMBER WAGE RSTE	P/DAY	700.00	0.00	625.00	800.00	800.00	700.00	800.00
ELECTICIAN WAGE RATE PER DAY	P/DAY	700.00	0.00	0.00	800.00	0.00	0.00	0.00
ELECTICIAN WAGE RATE PER POINT	P/PNT	150.00	127.50	115.00	85.00	95.00	80.00	70.00
WATER CHARGES PER HOUSE	P/MONTH	70.00	100.00	128.75	60.00	100.00	0.00	75.00
ELECT.CHARGES UPTO 50 UNITS	P/UNIT	2.00	2.00	2.00	2.00	2.00	2.00	2.00
ELECT.CHARGES 01 - 100 UNIT	P/UNIT	5.79	5.79	5.79	5.79	5.79	5.79	5.79
ELECT.CHARGES 101 - 300 UNIT	P/UNIT	9.90	9.90	9.90	9.90	9.90	9.90	9.90
ELECT.CHARGES 301 - 1000 UNIT	P/UNIT	15.63	15.63	15.63	15.63	15.63	15.63	15.63
ELECT.CHARGES ABOVE 1000 UNIT	P/UNIT	17.71	17.71	17.71	17.71	17.71	17.71	17.71
ELEC	PM	10.21	10.21	10.21	10.21	10.21	10.21	10.21
GAS CHRNG upto 3.3719 MMBUT	MMBTU	124.18	124.18	124.18	124.18	124.18	124.18	124.18
GAS CHRNG 3.3719 - 6.7438 MMBUT	MMBTU	248.37	248.37	248.37	248.37	248.37	248.37	248.37
GAS CHRNG 6.7438 - 10.1157 MMBUT	MMBTU	248.37	248.37	248.37	248.37	248.37	248.37	248.37
GAS CHRNG10.1157 - 13.4876 MMBUT	MMBTU	620.91	620.91	620.91	620.91	620.91	620.91	620.91
GAS	PM	620.91	620.91	620.91	620.91	620.91	620.91	620.91
GAS	PM	372.55	372.55	372.55	372.55	372.55	372.55	372.55
KEROSENE OIL	LTR	80.00	90.00	76.90	80.00	80.00	80.00	80.00
FIREWOOD WHOLE	40 KG.	600.00	675.00	600.00	550.00	545.00	525.00	500.00
CHAIR SHESHAM WOOD WITH ARMS	EACH	2200.00	1850.00	1450.00	2000.00	1550.00	1550.00	1500.00
CHAIR PLASTIC (CHAIRMAN) AVERAGE QUALITY	EACH	500.00	550.00	725.00	725.00	675.00	650.00	575.00
TABLE SHESHAM WOOD (4X2X5")	EACH	10250.00	6500.00	4750.00	3500.00	4430.00	4500.00	3000.00
SOFASET WOODEN WITH FOAM SEAT	SET	20000.00	12500.00	17500.00	18000.00	13500.00	12250.00	16000.00
COT IRON (WITH NIWAR)AV.QLTY.	EACH	1700.00	1750.00	1550.00	2200.00	1850.00	1750.00	1550.00
ALMIRAH (STEEL) 6'X3' 20 GUAGE	EACH	9000.00	8450.00	9550.00	8000.00	7000.00	7000.00	9000.00
DINNING TABLE 6 CHAIRS A.QLTY	SET	24000.00	13100.00	17500.00	25000.00	18250.00	17500.00	19500.00
SINGLE BED WITHOUT FOAM MED.	EACH	9000.00	5500.00	4350.00	8000.00	5625.00	4900.00	4750.00
MATRESS SINGLE(4"THICK)	EACH	5200.00	3900.00	4970.00	5240.00	5200.00	5200.00	5500.00
FARSHI DARI 12'X9' AV.QLTY	EACH	925.00	975.00	1125.00	2500.00	1200.00	1300.00	1000.00
DARI COTTON (6'x2 1/2') AV.QL	EACH	450.00	400.00	512.50	475.00	450.00	600.00	400.00
CARPET PLAIN AV. QLTY	SQFT.	41.00	35.00	57.50	35.00	31.83	30.00	25.00
QUILT (LIHAF) 3 KG. COTTON	EACH	1050.00	775.00	1000.00	1200.00	956.25	725.00	500.00
BLANKET (90" x 54")	EACH	2500.00	2450.00	4750.00	4200.00	3750.00	3750.00	2500.00
BEDSHEET SINGLE BED SUP.QLTY	EACH	375.00	360.00	825.00	700.00	633.33	525.00	650.00
BED SHEET DOUBLE WITH TWO PILLOW COVERS SUP QLTY	SET	800.00	1100.00	1625.00	1200.00	1258.33	1150.00	1100.00
TOWEL(3'x2') AV. QALTY	EACH	175.00	105.00	180.00	250.00	242.00	235.00	200.00
CEILING FAN 48" SUPER QLTY	EACH	2400.00	2400.00	2895.00	2850.00	3295.00	3095.00	3095.00
PEDESTAL FAN 22" SUPER QLTY	EACH	3500.00	3300.00	4500.00	4200.00	5150.00	4750.00	4600.00
REFG. DAWLENCE 10 CFT. D.DOOR	EACH	29500.00	34500.00	29400.00	29800.00	29700.00	29400.00	31500.00
D-FREEZER WAVES 8 CFT.	EACH	29200.00	28400.00	28000.00	30800.00	30400.00	30400.00	27000.00
AIRCONDITIONER 1.5 TON PEL	EACH	40000.00	30000.00	41000.00	41500.00	40000.00	40000.00	42000.00
SPLIT AIR CONDITIONER 1.5 TON (SPECIFY BRAND NAME)	EACH	41000.00	41000.00	44000.00	48000.00	48400.00	48400.00	49500.00
AIRCOOLER SUPER ASIA	EACH	11500.00	10000.00	12000.00	13500.00	13000.00	13000.00	14500.00
WASHING MACHINE SINGER	EACH	15600.00	15600.00	15900.00	15450.00	15600.00	15600.00	15650.00
SEWING MACHINE(SINGER)	EACH	5860.00	5895.00	5860.00	5800.00	5860.00	6420.00	6650.00
GIZER LARGE SIZE 30 GALLON CAPACITY SUP QLTY	EACH	19400.00	13750.00	19500.00	22500.00	22400.00	22400.00	22900.00
GAS BURNER DOUBLE SPFY.BRAND	EACH	1350.00	1250.00	1550.00	2000.00	1475.00	1550.00	1300.00
ELECT. IRON PHILIPS MDL.1120	EACH	2200.00	1450.00	1780.00	1500.00	2200.00	1600.00	2100.00
ELECTRIC JUICER FOR APPLE	EACH	4200.00	6000.00	5750.00	7875.00	8400.00	8200.00	4000.00
S.STEEL DEGHCHI MEDIUM SIZE	EACH	650.00	430.00	575.00	400.00	767.50	400.00	350.00
ALUMINIUM COOKING PAN (DEGCHI) MED SIZE	EACH	480.00	460.00	475.00	550.00	296.25	285.00	350.00

Contd.

7.11 Intercity Consumer Prices February, 2015

Description	Unit	Wazira- bad	Sialkot	Faisalabad	Jhang	Multan	Muzaffar- garh	D.G. Khan
NON STICK COOKING PAN (DEGCHI) SUP. QLTY	EACH	1500.00	675.00	1075.00	800.00	765.71	650.00	800.00
FRYING PAN STEEL AVG. QLTY MED. SIZE	EACH	500.00	310.00	312.50	400.00	295.00	195.00	375.00
TAWA IORN (MEDIUM SIZE) AVG. QLTY	EACH	275.00	275.00	225.00	275.00	192.50	190.00	200.00
S.STEEL PLATE A.QLTY.(M.SIZE)	EACH	82.50	67.50	57.50	80.00	75.00	55.00	60.00
TABLE SPOON S.STEEL SUP.QLTY.	DOZEN	350.00	305.00	325.00	350.00	275.83	245.00	350.00
WATER SET JUG+6 GLASSES (OMROC)	SET	350.00	737.50	725.00	450.00	450.00	475.00	400.00
TEA SET PAK. CHINAWARE 21 PCS.	SET	1600.00	1025.00	1500.00	2000.00	1637.50	1875.00	2000.00
DINNER SET PLASTIC 72 PIECES SUPERIOR QLTY	SET	5500.00	2750.00	8250.00	4500.00	4675.00	4750.00	6000.00
HOTPOT SET PLASTIC 3 PCS.	SET	825.00	825.00	1212.50	1350.00	1275.00	1050.00	1600.00
BUCKET(BALT) PLASTIC MED.SIZ	EACH	250.00	205.00	325.00	300.00	290.00	255.00	350.00
LOTA PLASTIC (MED SIZE) AVERAGE QUALITY	EACH	40.00	35.00	40.00	50.00	46.67	55.00	60.00
PRESURE COOKER 4 LTR.	EACH	1750.00	912.50	1250.00	1620.00	1650.00	1650.00	1450.00
WATER COOLER 9/10 LTR.PLASTIC ***	EACH	612.50	400.00	675.00	900.00	513.00	525.00	600.00
THERMOS STARVAC 1 LTR	EACH	500.00	600.00	431.25	450.00	425.00	425.00	500.00
BULB PHILIPS 100-WATTS	EACH	30.00	25.00	25.00	30.00	30.00	30.00	30.00
TUBE LIGHT PHILIPS 40 WATTS	EACH	100.00	95.00	97.50	95.00	100.00	100.00	95.00
ELECTRIC BLUBS "0" WATTE LOCAL	EACH	18.00	20.00	20.00	20.00	20.00	20.00	20.00
ELECTRIC BLUB ENERGY SAVER 14 WATTS	EACH	160.00	155.00	162.50	140.00	165.00	165.00	165.00
WASHING SOAP 250 GMS SPECIFY BRAND NAME	EACH	38.00	20.00	25.00	20.00	22.00	20.00	25.00
SURF EXCEL 400 GMS POLY BAG	EACH	125.00	125.00	125.00	125.00	125.00	125.00	125.00
WASHING POWDER 1000 GRM	EACH	185.00	185.00	185.00	185.00	185.00	185.00	185.00
WASHING POWDER (WHEEL/ BONUS) 100 GRAMS	EACH	95.00	95.00	95.00	95.00	95.00	95.00	95.00
CLEANSER POWDER VIM 1000 GM	PKT.	77.78	70.00	72.22	72.22	72.22	72.22	72.22
FINIS 500 ML	BOTTLE	193.75	193.75	185.00	185.00	185.00	185.00	195.00
PHNYLE TYPHONE/FINIS/CARRANITE 3 LITRES	BOTTLE	130.00	120.00	145.00	130.00	150.00	150.00	169.09
HARPIC	BOTTLE	135.00	135.00	135.00	135.00	135.00	135.00	145.00
BOOT POLISH CHERRY/KIWI 50ML	EACH	111.11	100.00	100.00	100.00	111.11	111.11	100.00
ROBIN BLUE (35 GRAMS)	PKT.	45.00	45.00	45.00	45.00	50.00	50.00	45.00
TISSU PAPER PERFUMED 100 PCS.	PKT	95.00	90.00	95.00	90.00	99.00	99.00	99.00
TOILET PAPER ROLL (R.PETEL)	P/ROLL	38.00	38.00	38.00	38.00	38.00	38.00	38.00
BOOT POLISH LIQUID CHEERY BLOSSOM KIWI 75 ML	BOTTLE	150.00	125.00	140.00	145.00	140.00	140.00	140.00
MATCH BOX SMALL	EACH	1.00	2.00	1.50	2.00	1.50	1.50	2.00
DRY CELL 1.5 VOLT(LOCAL)	EACH	19.00	15.00	25.00	25.00	25.00	25.00	25.00
HAND STITCHING NEEDLE M.SIZE	PACKET	5.00	10.00	9.00	10.00	10.00	10.00	7.00
SEWING MACHINE NEEDLE (SINGER)	EACH	6.00	8.00	7.00	6.00	8.60	8.60	5.00
HOUSEHOLD SERVANT FEMALE P/T	P/MNTH	1500.00	1050.00	2250.00	2200.00	1500.00	1200.00	1350.00
MARRIAGE HALL WITH FURNITURE	P/HEAD	105.00	77.50	130.00	150.00	84.17	72.50	110.00
SEPTRAN TABLETS	10TAB.	16.00	16.00	15.00	16.00	16.00	16.00	16.10
BRUFEN TABS 200-MG.	10TAB.	10.00	10.00	10.00	10.00	10.00	10.00	10.00
PANADOL TAB. EXTRA/PLAIN	10TAB.	10.00	10.00	10.00	10.00	10.00	10.00	10.00
DISPRIN TAB.	10TAB.	10.00	10.00	10.00	10.00	10.00	10.00	10.00
TRISIL TAB.	10 TAB	10.00	10.00	10.00	10.00	10.00	10.00	10.00
FLAGYL TAB. 200 MG.	10TAB.	10.00	10.00	10.00	10.00	10.00	10.00	10.00
VENTOLIN TAB. 2MG.	10TAB.	9.00	9.00	9.00	9.00	9.00	9.00	9.00
DAONIL TAB. 5 MG.	10TAB.	17.00	17.00	17.00	17.00	17.00	17.00	17.00
ENTOX TAB.	10TAB.	10.00	10.00	10.00	10.00	10.00	10.00	10.00
RENITEC TAB. 5 MG.	10TAB.	59.00	59.00	59.00	59.00	59.00	59.00	59.00
CAC. 1000 TAB	BOTTLE	122.00	122.00	122.00	122.00	122.00	122.00	122.00
AMOXIL CAPSOLE 250 MG.S	10CAP.	36.00	36.00	36.00	36.00	36.00	36.00	36.00
CALCIUM SYRUP SANDOZ	BOTTLE	64.00	64.00	64.00	64.00	64.00	64.00	64.00
LEDERPLEX SYRUP	BOTTLE	35.00	35.00	35.00	35.00	35.00	35.00	35.00
SANCOS SYRUP (50 ML.)	BOTTLE	30.00	30.00	30.00	30.00	30.00	30.00	30.00
PHENERGAN SYRUP 120 ML.	BOTTLE	33.00	33.00	33.00	33.00	33.00	33.00	33.00
CALPOL SYRUP 60 ML.	BOTTLE	28.00	28.00	28.00	28.00	28.00	28.00	28.00
HYDRYLLIN SYRUP 120 ML.	BOTTLE	65.00	59.00	65.00	65.00	65.00	65.00	65.00
POLYFAX EYE OINTMENT	TUBE	21.00	21.00	21.00	21.00	21.00	21.00	21.00
BETNESOL EYE DROPS	BOTTLE	33.89	33.89	33.89	33.89	33.89	33.89	33.89
EAR DROPS (CARDISPORINE) ***	BOTTLE	21.00	21.00	21.00	21.00	21.00	21.00	21.00
BETNOVATE-N OINTMENT 5 GMS	TUBE	16.00	16.00	16.00	16.00	16.00	16.00	16.00
BURNOL CREAM 30 GRM	TUBE	16.00	16.00	16.00	16.00	16.00	16.00	16.00
VICKS VAPORUB/BALM	BOTTLE	36.00	36.00	36.00	36.00	36.00	36.00	36.00
GLYCRINE SMALL BOTTLE	BOTTLE	17.00	17.50	20.00	30.00	20.00	20.00	20.00
JOUHAR JOSHANDA	PKT.	8.00	6.00	8.00	8.00	8.00	8.00	8.00
GALXOS-D (450 GRMS)	PKT.	157.50	151.88	168.75	168.75	168.75	168.75	157.50
GRIPE-WATER WOODWARDS	BOTTLE	55.00	50.00	50.00	50.00	55.00	55.00	50.00

Contd.

7.11 Intercity Consumer Prices February, 2015

Description	Unit	Wazira- bad	Sialkot	Faisalabad	Jhang	Multan	Muzaffar- garh	D.G. Khan
SANIPLAST ONE PUTTY	EACH	1.40	1.40	2.00	2.00	1.40	1.40	1.40
O.R.S. (NIMCOL)	PKT.	17.00	15.00	17.00	15.00	17.00	17.00	17.00
DETTOL (MEDIUM)	BOTTLE	46.80	46.80	46.80	46.80	46.80	46.80	46.80
COTTON BANDAGE 2" - 4"	EACH	5.00	5.00	7.50	8.25	7.00	10.00	7.00
THERMOMETER CHINA	EACH	30.00	40.00	42.50	35.00	42.50	57.50	40.00
DOCTOR (MBBS) CLINIC FEE	P/PAT.	100.00	100.00	90.00	300.00	100.00	100.00	100.00
URINE TEST (DR) CHARGES	P/TEST	100.00	150.00	55.00	60.00	75.00	55.00	100.00
BLOOD TEST (CP) CHARGES	P/TEST	300.00	350.00	225.00	200.00	290.00	225.00	350.00
SUGAR TEST (RANDOM/FASTING BOTH) CHARGES	P/TEST	200.00	200.00	180.00	120.00	122.50	100.00	140.00
ECG CHARGES	P/TEST	200.00	150.00	200.00	200.00	300.00	125.00	275.00
X-RAY (CHEST) CHARGES	P/X-RAY	300.00	200.00	350.00	400.00	250.00	200.00	375.00
CAR SUZUKI 800 CC (W/O. A/C)	EACH	0.00	625000.00	652800.00	640000.00	655400.00	0.00	651800.00
CAR SUZUKI 1000 CC	EACH	0.00	1078300.00	1092800.00	1059000.00	1082800.00	0.00	1077300.00
CAR TOYOTA 1300 CC	EACH	0.00	1561500.00	1520500.00	1770500.00	1645500.00	0.00	1686000.00
CAR HONDA CIVIC	EACH	0.00	2027500.00	0.00	1700000.00	2072000.00	0.00	0.00
MOTORCYCLE HONDA CD-70.	EACH	69900.00	69900.00	69900.00	69900.00	69900.00	69900.00	69900.00
MOTORCYCLE YAMAHA 100CC.	EACH	79300.00	79300.00	79300.00	79300.00	80000.00	80000.00	79300.00
MOTOR CYCLE HERO 70 CC	EACH	42500.00	45000.00	47500.00	44500.00	47500.00	0.00	45000.00
BICYCLE WITH TYRES & TUBES	EACH	7000.00	7300.00	7600.00	8200.00	7500.00	7500.00	7750.00
TYRE CAR WITH TUBE GENERAL	EACH	3000.00	3000.00	3650.00	4300.00	2800.00	2900.00	2800.00
TYRE MOTOR CYCLE WITHOUT TUBE	EACH	1200.00	1120.00	1250.00	1250.00	970.00	990.00	850.00
TYRE CYCLE SPECIFY BRAND NAME	EACH	330.00	375.00	425.00	360.00	365.00	370.00	320.00
TYRE CAR W/O TUBE	EACH	2700.00	2900.00	3600.00	4000.00	2800.00	0.00	2800.00
PETROL SUPER	LITRE	70.29	70.29	70.29	70.29	70.29	70.29	70.29
HIGH SPEED DIESEL HSD	LITRE	80.61	80.61	80.61	80.61	80.61	80.61	80.61
CNG	K.G.	71.50	71.50	71.50	0.00	71.50	71.50	0.00
GAS CYLINDER STAND. SIZE	EACH	1100.00	1100.00	1425.00	1300.00	1100.00	1150.00	1350.00
MOTOR CYCLE SERVICE CHARGES	EACH	280.00	175.00	225.00	270.00	230.00	240.00	200.00
CAR SERVICE CHARGES	EACH	250.00	375.00	300.00	250.00	275.00	225.00	225.00
TYRE PUNCTURE CHARGES	EACH	50.00	75.00	70.00	50.00	70.00	65.00	30.00
CYCLE OVERHAULING CHARGES	EACH	200.00	337.50	275.00	400.00	281.00	290.00	275.00
CAR TAX FOR 800CC TO 1300CC	YEARLY	2650.00	2650.00	2650.00	2650.00	2650.00	2650.00	2650.00
TRAIN FARE ECO. 1-100 KM.	P/KM.	0.68	0.68	0.68	0.68	0.68	0.68	0.68
TRAIN FARE ECO. 101-500 KM.	P/KM.	0.98	0.98	0.98	0.98	0.98	0.98	0.98
TRAIN FARE ECO. > 500 KM.	P/KM.	0.89	0.89	0.89	0.89	0.89	0.89	0.89
TRAIN FARE IST SLP. 1-100KM	P/KM.	2.10	2.10	2.10	2.10	2.10	2.10	2.10
TRAIN FARE IST SLP.101-500 KM	P/KM.	2.59	2.59	2.59	2.59	2.59	2.59	2.59
TRAIN FARE IST SLP. > 500 KM	P/KM.	1.99	1.99	1.99	1.99	1.99	1.99	1.99
TRAIN FARE A/C SLP. 1-100KM.	P/KM	5.76	5.76	5.76	5.76	5.76	5.76	5.76
TRAIN FARE A/C SLP.101-500KM	P/KM.	4.59	4.59	4.59	4.59	4.59	4.59	4.59
TRAIN FARE A/C SLP > 500KM.	P/KM	4.16	4.16	4.16	4.16	4.16	4.16	4.16
PLATEFORM TICKET	EACH	10.00	10.00	10.00	10.00	10.00	10.00	10.00
AUTO RICKSHAW FARES	KM/MIN	50.00	60.00	65.00	50.00	30.00	30.00	70.00
FULL TONGA CHARGES	KM/MIN	60.00	60.00	75.00	80.00	49.38	50.00	56.00
TAXI 4 SEATER FARE	KM/MIN	100.00	100.00	60.00	100.00	100.00	100.00	50.00
BUS FARE MIN (WITHIN CITY)	TICKET	10.00	0.00	15.00	0.00	11.00	0.00	0.00
BUS FARE MAX (WITHIN CIT	TICKET	15.00	0.00	30.00	0.00	23.00	0.00	0.00
BUS FARE OUTSIDE CITY	P/KM.	0.93	0.93	0.93	0.93	0.93	0.93	0.93
A/C BUS FARE OUTSIDE CITY	P/KM.	1.45	1.11	1.74	1.56	1.40	1.40	1.40
MINIBUS FARE MIN.WITH IN CITY	TICKET	10.00	0.00	0.00	0.00	11.00	0.00	0.00
MINIBUS FARE MAX.WITH IN CITY	TICKET	10.00	0.00	0.00	0.00	24.00	0.00	0.00
SUZUKI FARE MIN.WITH IN CITY	TICKET	0.00	15.00	15.00	15.00	11.00	0.00	8.00
SUZUKI FARE MAXIMUM W.IN CITY	TICKET	0.00	20.00	27.50	20.00	23.00	0.00	8.00
AIR FARE ECONOMY CLASS.	P/KM.	0.00	0.00	19.26	0.00	19.26	0.00	0.00
POSTAL ENVELOPE DOMESTIC	EACH	8.00	8.00	8.00	8.00	8.00	8.00	8.00
ENVELOPE FOR SAUDI ARABIA	EACH	50.00	50.00	50.00	50.00	50.00	50.00	50.00
POSTAL REGISTRATION CHARGES	EACH	28.00	28.00	28.00	28.00	28.00	28.00	28.00
U.M.S. REG CHARGES MIN.	EACH	59.00	59.00	58.00	58.00	59.00	59.00	59.00
T.C.S. CH. MIN.WITH IN ZONE	EACH	110.00	110.00	150.00	150.00	150.00	150.00	110.00
TELEPHONE CHARGES LOCAL CALL	P/CALL	3.94	3.94	3.94	3.94	3.94	3.94	3.94
TEL CHARGES OUT SIDE CITY	P/CALL	3.94	3.94	3.94	3.94	3.94	3.94	3.94
INTERNET CHARGES	P/HOUR	20.00	25.00	22.50	50.00	17.50	17.50	20.00
MOBILE CELL CHARGES	P/UNIT	3.00	3.06	3.00	3.00	3.00	4.00	3.00
FAX CHARGES (LOCAL)	P/PAGE	30.00	10.00	12.50	30.00	10.00	15.00	15.00
TELEPHONE SET AV. QLTY	EACH	475.00	300.00	475.00	900.00	775.00	450.00	900.00

Contd.

7.11 Intercity Consumer Prices February, 2015

Description	Unit	Wazira- bad	Sialkot	Faisalabad	Jhang	Multan	Muzaffar- garh	D.G. Khan
MOBILE SET NOKIA/SONY/ERICSON/SAMSUNG WITHOUT CAMERA	EACH	4250.00	2600.00	2200.00	2900.00	3250.00	3250.00	2600.00
T.V. 20" COLORED WEGA H-A21.	EACH	18500.00	20000.00	24500.00	16500.00	23500.00	23500.00	23500.00
T.V 20" COLOR CHINA/KORIA)	EACH	7000.00	13500.00	16350.00	11900.00	14500.00	15000.00	14900.00
V.C.P. PANASONIC/LG/NAT	EACH	0.00	5450.00	5750.00	0.00	5000.00	0.00	5000.00
DVD/VCD PLAYER PANASONIC/LG	EACH	4100.00	4500.00	4000.00	4000.00	4420.00	4200.00	4000.00
RADIO WITH C.PLAYER NATIONAL	EACH	2500.00	2250.00	2175.00	1650.00	3333.33	0.00	3000.00
PERSONNEL COMPUTER (BRANDED)	EACH	37500.00	35000.00	38820.00	45000.00	48200.00	48200.00	35000.00
VID. CASSETTE BLK. TDK/SONY	EACH	0.00	100.00	150.00	0.00	180.00	170.00	150.00
COM. C.D. (TDK/IMATION)	EACH	35.00	42.50	67.50	40.00	60.00	60.00	60.00
TAPE RECORDER CASSETTE BLANK	EACH	35.00	30.00	65.00	60.00	50.00	42.50	40.00
VIDEO GAME SEGA 16 BYTE	EACH	0.00	1250.00	1500.00	1150.00	1300.00	0.00	1600.00
CINEMA A/C. HIGH CLASS	TICKET	0.00	40.00	150.00	0.00	150.00	0.00	0.00
CINEMA NON-A/C HIGH CLASS	TICKET	0.00	40.00	100.00	50.00	80.00	40.00	35.00
CABLE CHARGES	PER MONT	300.00	250.00	300.00	300.00	300.00	275.00	350.00
TV.LICENCE FEE DOMESTIC	YEARLY	420.00	420.00	420.00	420.00	420.00	420.00	420.00
ENGLISH BOOK CLASS V1	EACH	77.00	77.00	77.00	77.00	77.00	77.00	77.00
ENGLISH BOOK CLASS IX OR X	EACH	129.00	129.00	129.00	129.00	129.00	129.00	129.00
ENG. BOOK IST.YR COMPLETE SET	EACH	82.00	82.00	82.00	82.00	82.00	82.00	82.00
ENGLISH BOOK BA/B.SC	EACH	178.00	178.00	178.00	178.00	178.00	178.00	178.00
URDU BOOK CLASS V (T.B.BORD)	EACH	70.00	70.00	70.00	70.00	70.00	70.00	70.00
URDU BOOK CLASS IX/X(T.B.B)	EACH	137.00	137.00	137.00	137.00	137.00	137.00	137.00
URDU BOOK IST.YEAR/INTER	EACH	51.00	51.00	51.00	51.00	51.00	51.00	51.00
URDU BOOK BA/B.SC	EACH	140.00	140.00	140.00	140.00	140.00	140.00	140.00
MATHS BOOK CALSS V (T.B.B)	EACH	84.00	84.00	84.00	84.00	84.00	84.00	84.00
MATHS BOOK CLASS IX OR X	EACH	236.00	236.00	236.00	236.00	236.00	236.00	236.00
MATHS BOOK IST.YEAR (T.B.B)	EACH	156.00	156.00	156.00	156.00	156.00	156.00	156.00
PAKISTAN STUDIES BOOK BA/B.SC	EACH	125.00	125.00	125.00	125.00	125.00	125.00	125.00
DAILY "DAWN"	P/COPY	19.00	19.00	19.00	19.00	19.00	19.00	19.00
DAILY "JANG"	P/COPY	12.00	12.00	12.00	12.00	12.00	12.00	12.00
DAILY "NAWA-E-WAQT"	P/COPY	12.00	12.00	12.00	12.00	12.00	12.00	12.00
WEEKLY "AKHBAR-E-JAHAN"	P/COPY	55.00	55.00	55.00	55.00	55.00	55.00	55.00
WEEKLY "MAG"	P/COPY	45.00	45.00	45.00	45.00	45.00	45.00	45.00
MONTHLY "NAUNEHAL DIGEST"	P/COPY	35.00	35.00	35.00	35.00	35.00	35.00	35.00
PAPER FOOLSCAPE (27"x17")	QUIRE	30.00	30.00	45.00	55.00	37.50	32.50	27.50
EXERCISE.BOOK LINED 80/100 PGS	EACH	40.00	80.00	57.50	60.00	32.50	27.50	27.50
PENCILGOLDFISH/DEER	EACH	5.00	7.00	6.00	6.00	6.50	6.00	6.00
PEN INK DOLLOR 57 ML BOTTLE	EACH	20.00	25.00	20.00	20.00	20.00	20.00	20.00
PHOTOSTATE PAPER 70 GM	PRT	280.00	275.00	345.00	330.00	267.50	330.00	360.00
BALL PEN (local)	EACH	5.00	5.00	5.00	6.00	5.50	6.00	6.00
FOUNTAIN PEN HERO/WINGS/CHINA	EACH	40.00	40.00	50.00	50.00	45.00	45.00	35.00
PRIVATE SCHOOL FEE ENGLISH MED. AVG.STANDARD (CLASS I)	P/MONTH	1100.00	700.00	1600.00	1275.00	1733.33	687.50	1300.00
PRIVATE SCHOOL FEE ENGLISH MED. AVG. STANDARD (CLASS V)	P/MONTH	1300.00	800.00	1800.00	1275.00	1808.33	812.50	1350.00
PRIVATE SCHOOL FEE ENGLISH MED. AVG. STANDARD (CLASS VI)	P/MONTH	1400.00	900.00	1800.00	1400.00	1866.67	900.00	1400.00
PRIVATE SCHOOL FEE ENGLISHMED. AVG. STANDARD (CLASS X)	P/MONTH	1500.00	1000.00	2000.00	1500.00	2200.00	1150.00	2250.00
PRIVATE MEDICLE COLLEGE FEE MBBS (IST YEAR)	P/MONTH	0.00	0.00	25000.00	0.00	48750.00	0.00	0.00
PRIVATE ENGINEERING COLLEGE FEE (ISTR YEAR)	P/MONTH	0.00	0.00	3200.00	0.00	0.00	0.00	0.00
GOVT. COLLEGE FEE IST. YEAR	MONTH	50.00	50.00	50.00	50.00	50.00	50.00	50.00
GOVT. COLLEGE FEE 4TH. YEAR	MONTH	60.00	60.00	60.00	60.00	60.00	60.00	60.00
GOVT. UNIVERSITY FEE MSC.	MONTH	77.50	0.00	70.00	115.00	217.00	217.00	330.00
GOVT. MED. COLLEGE FEE MBBS	MONTH	873.00	0.00	1250.00	0.00	1250.00	873.00	1250.00
GOVT. ENGG. COLL. FEE I YEAR	MONTH	1558.00	0.00	3200.00	0.00	1666.67	500.00	0.00
COACHING FEE FOR CLASS IX/X	P/MONTH	500.00	550.00	1200.00	1200.00	800.00	500.00	500.00
COACHING CHARGES FOR CLASS IST YEAR/INTER (SCIENCE)	P/MONTH	800.00	1900.00	1700.00	1800.00	1200.00	900.00	1500.00
COACHING CHARGES FOR CLASS IST YEAR/INTER (COMMERCE)	P/MONTH	800.00	2400.00	1375.00	1800.00	1133.33	900.00	1000.00
I.T. TUITION FEES	P/MONTH	3900.00	0.00	1550.00	1000.00	1133.00	0.00	2000.00
MBA TUITION FEES	P/MONTH	2000.00	0.00	15000.00	0.00	6666.67	0.00	2000.00
BREAD TANDOORI ST. SIZE	EACH	6.00	7.00	6.00	6.00	6.00	6.00	5.00
COOKED MUTTON (AV. HOTEL)	PLATE	120.00	125.00	135.00	140.00	105.00	125.00	95.00
COOKED BEEF (AV. HOTEL)	PLATE	60.00	62.50	72.50	70.00	80.00	80.00	65.00
COOKED DAL (AV. HOTEL)	PLATE	35.00	32.50	42.50	60.00	40.00	45.00	35.00
CHICKEN BIRYANI FULL/DOUBLE	PLATE	120.00	120.00	120.00	180.00	131.67	100.00	85.00
TEA PREPARED (ORDINARY)	CUP	20.00	17.50	20.00	15.00	20.00	17.50	20.00
HAIRCUT CHARGES FOR MEN	P/CUT	60.00	50.00	62.50	50.00	58.33	47.50	50.00
BEAUTY PORL HAIR STYL CHARGE	P/STY.	300.00	160.00	212.50	120.00	192.50	190.00	175.00
SHAVING CHARGES	PER SHV	40.00	30.00	32.50	30.00	30.00	27.50	30.00

Contd.

7.11 Intercity Consumer Prices February, 2015

Description	Unit	Wazira- bad	Sialkot	Faisalabad	Jhang	Multan	Muzaffar- garh	D.G. Khan
LIPSTICK S.MISS/MEDORA	EACH	110.00	90.00	110.00	110.00	120.00	120.00	110.00
NAIL POLISH S.MISS/MEDORA	EACH	60.00	52.50	105.00	115.00	100.00	100.00	55.00
PERFUME MED.SIZE MEDORA/BROACH	EACH	120.00	180.00	200.00	200.00	120.00	120.00	180.00
HAIR-OIL AMLA/CHAMBELI	BOTTLE	110.00	100.00	120.00	110.00	110.00	110.00	110.00
TOILET SOAP LUX 95 GRAMS	EACH	40.38	40.38	40.38	40.38	40.38	40.38	40.38
TOILET SOAP LIFEBOUY 140 GRM	EACH	36.00	36.00	36.00	36.00	36.00	36.00	36.00
TOILET SOAP SAFEGUARD BATH SIZE	EACH	50.00	50.00	48.00	48.00	50.00	50.00	50.00
TOOTHPASTE MACKLINES 70 GRM	EACH	50.00	50.00	50.00	50.00	50.00	50.00	50.00
TOOTHPAST MED SIZE CLGATE 70 GMS	EACH	60.67	60.67	60.67	60.67	60.67	60.67	60.67
TOOTHBRUSH SHEILD A/PLAQUE	EACH	45.00	40.00	60.00	55.00	30.00	25.00	35.00
TOOTHPOWDER DENTONIC 90 GRM	EACH	25.00	25.00	25.00	25.00	28.00	28.00	28.00
HAIR-COLOUR BEGIN (6 GMS)	EACH	95.00	100.00	95.00	100.00	100.00	100.00	100.00
HAIR COLOUR (KALAKOLA)	BOTTLE	130.00	120.00	120.00	120.00	130.00	130.00	130.00
FACECREAM PONDS (MEDIUM)	EACH	110.00	105.00	110.00	110.00	110.00	110.00	110.00
TALC POWDER VICE ROAY,B.CAT	EACH	135.00	120.00	150.00	130.00	145.00	145.00	135.00
BLADE TREET ORDINARY 10'S	PKT.	40.00	32.50	30.00	30.00	29.67	30.00	35.00
BLADE 7-O-CLOCK STAIN. 5'S	PKT.	35.00	30.00	30.00	35.00	30.00	30.00	35.00
SHAMPOO SUNSILK/PAINTIN 100 ML	BOTTLE	110.00	110.00	110.00	110.00	110.00	110.00	110.00
BEAUTY CREAM (FAIR & LOVELY)	EACH	155.00	99.00	65.00	155.00	155.00	155.00	115.00
HAIR REMOVING CREAM (EU-CREAM)	TUBE	65.00	65.00	60.00	60.00	60.00	60.00	60.00
GEL MEDIUM SIZE	BOTTLE	60.00	65.00	95.00	60.00	100.00	100.00	130.00
DISPOSABLE RAZOR GILLET-II	EACH	40.00	40.00	37.50	45.00	35.00	35.00	37.00
SHAVING CREAM TOUCH-ME/ADM.	EACH	60.00	60.00	55.00	60.00	60.00	60.00	60.00
GOLD TEZABI 24 CT	10 GM.	41060.00	41240.00	41320.00	40809.00	40980.00	40980.00	40209.00
SILVER TEZABI 24 CT	10 GM.	617.00	644.00	621.00	675.00	590.00	590.00	600.00
ARTIFICIAL JEWELLARY SET	SET	800.00	187.50	575.00	400.00	631.25	525.00	450.00
WRIST WATCH GENTS CITIZEN (ORIGINAL) ***	EACH	2500.00	2450.00	4750.00	5000.00	2500.00	2600.00	2500.00
WRIST WATCH LADIES CITIZEN (ORIGINAL) ***	EACH	2400.00	2450.00	4750.00	5000.00	2500.00	2500.00	2500.00
WALL CLOCK QUARTZ AV.QLTY	EACH	425.00	310.00	450.00	1000.00	400.00	325.00	450.00
SUITCASE REXIN (24"x16"x6")	EACH	775.00	692.50	1150.00	800.00	775.00	725.00	1200.00
TRUNK MEDIUM SIZE ***	EACH	1500.00	1325.00	1450.00	1000.00	1191.67	1225.00	1500.00
PURSE LADIES (LEATHER) AVERAGE QUALITY	EACH	700.00	450.00	475.00	900.00	1266.67	1300.00	450.00

7.11 Intercity Consumer Prices February, 2015

Description	Unit	Vehari	Sargodha	Mianwali	Bahawal-pur	Bahawal-nagar	R.Y. Khan	Karachi
WHEAT	10 KG.	325.00	320.00	340.00	336.25	326.25	332.50	350.00
WHEAT FLOUR FINE/SUPERIOR.	KG.	42.00	39.00	43.00	40.50	42.00	40.00	47.31
WHEAT FLOUR AVG. QLTY	KG.	40.00	37.00	38.00	38.00	40.00	39.00	38.62
WHEAT FLOUR BAG	10 KG.	380.00	380.00	380.00	380.00	385.00	380.00	413.08
MAIDA	KG.	50.00	51.00	52.00	45.00	52.50	50.00	51.54
SUJI	KG.	50.00	53.50	55.00	45.00	52.50	50.00	53.08
BESAN AV. QLTY.	KG.	80.00	75.00	80.00	80.00	80.00	77.50	83.08
RICE BASMATI SUP. QLTY.	KG.	135.00	100.00	140.00	135.00	116.25	140.00	163.08
RICE BASMATI 385/386	KG.	87.50	57.50	95.00	120.00	67.50	77.50	96.54
RICE BASMATI BROKEN AV.QLTY	KG.	75.00	62.50	80.00	60.00	52.50	75.00	81.54
RICE IRRI-6 (SINDH/PUNJAB)	KG.	45.00	50.00	95.00	52.50	42.50	40.00	51.54
VERMICELLI	KG.	80.00	70.00	100.00	75.00	80.00	80.00	81.54
BREAD PLAIN MEDIUM SIZE	EACH	40.00	40.00	40.00	45.00	40.00	35.00	45.00
RUSK (PAPAY)	KG.	190.00	180.00	200.00	190.00	200.00	200.00	186.15
BISCUITS-PACKED	PKT	35.00	35.00	35.00	35.00	35.00	35.00	35.00
BISCUIT-BAKERY (LOOSE)	250 GM	75.00	75.00	80.00	85.00	70.00	75.00	71.54
CORNFLAKS FAUJI 225 GM.	PKT	176.40	166.50	166.50	175.50	171.00	176.40	171.00
SAMOSA (VEGATABLE)	EACH	15.00	17.50	20.00	10.00	20.00	15.00	12.92
PASTRY AV.QLTY.	EACH	30.00	30.00	30.00	30.00	30.00	30.00	18.62
PATTIES (VEGATABLES)	EACH	15.00	30.00	30.00	20.00	25.00	25.00	15.31
NIMCO	250 GM	70.00	65.00	80.00	60.00	80.00	80.00	81.54
CHIPS	250 GM	60.00	90.00	80.00	70.00	140.00	128.00	96.54
BEEF WITH BONE AV.QLTY.	KG	250.00	275.00	280.00	265.00	260.00	250.00	346.15
MUTTON AV.QLTY.	KG	480.00	550.00	500.00	562.50	500.00	500.00	659.23
CHICKEN FARM BROILER (LIVE)	KG	115.00	110.00	110.00	120.00	120.00	124.00	147.23
FISH-RAHU MEDIUM SIZE	KG	290.00	225.00	300.00	275.00	300.00	325.00	259.23
MILK FRESH (UNBOILED)	LTR.	65.00	60.00	60.00	60.00	60.00	60.00	84.00
CURD	KG.	71.25	70.00	80.00	70.00	75.00	80.00	120.00
MILK TETRA PACK 1/2 LTR.	PKT.	60.00	60.00	60.00	60.00	60.00	60.00	60.00
LACTOGEN 400 GRAMS	PKT.	435.00	432.50	435.00	435.00	435.00	425.00	425.00
POWDER MILK NIDO 400GM.	PKT	360.00	360.00	350.00	350.00	360.00	350.00	360.00
MILK POWDER LOOSE/PACKED	KG.	460.00	525.00	450.00	475.00	550.00	500.00	466.15
BUTTER LOCAL PACKED	50 GM.	25.00	30.00	40.00	35.00	21.42	25.00	24.62
EGGS FARM	DOZ	91.00	86.00	90.00	90.00	93.75	86.00	105.92
MUSTARD OIL AV.QLTY.	KG.	175.00	190.00	180.00	160.00	165.00	190.00	161.54
COOKING OIL (DALDA)	2.5LTR	490.00	495.00	490.00	490.00	490.00	500.00	505.00
COOKING OIL (PAKWAN) OTHER BRAND SPECIFY	2.5 LTR	500.00	425.00	520.00	490.00	490.00	500.00	470.00
VEGETABLE GHEE TIN	2.5KG.	485.00	485.00	505.00	485.00	485.00	480.00	478.00
VEGETABLE GHEE (LOOSE)	KG.	185.00	140.00	170.00	152.50	135.00	152.00	146.54
DATES AV.QLTY.	KG.	190.00	135.00	160.00	190.00	215.00	160.00	232.31
PISTACHIO AV.QLTY.	50 GM.	150.00	140.00	90.00	105.00	120.00	110.00	146.15
ALMONDS WHOLE AV.QLTY.	KG.	512.50	475.00	400.00	425.00	600.00	600.00	1061.54
COCONUT DRY AV.QLTY.	KG.	290.00	290.00	320.00	272.50	280.00	280.00	366.15
RAISINS AV.QLTY.	50 GM.	21.00	17.50	20.00	23.00	17.50	19.00	26.54
GROUNDNUTS (WITH SHELL)	KG.	155.00	180.00	180.00	230.00	160.00	180.00	306.15
MALTA/MOSAMBI	DOZ	120.00	72.50	120.00	115.00	120.00	160.00	106.15
KINNU	DOZ	85.00	52.50	50.00	75.00	80.00	80.00	109.23
APPLE	KG	150.00	72.50	100.00	115.00	120.00	100.00	126.15
ALOO BUKHARA	KG	0.00	0.00	0.00	0.00	0.00	0.00	0.00
POMEGRANATE (ANNAR)	KG	0.00	0.00	0.00	0.00	0.00	0.00	0.00
GRAPES	KG	0.00	0.00	0.00	0.00	0.00	0.00	0.00
BANANAS	DOZ	75.00	45.00	60.00	65.00	45.00	60.00	53.08
MANGO KALMI	KG	0.00	0.00	0.00	0.00	0.00	0.00	0.00
GUAVA	KG	55.00	52.50	50.00	65.00	62.50	60.00	66.15
WATERMELON (TURBOOZ)	KG	0.00	0.00	0.00	0.00	0.00	0.00	0.00
MUSKMELON (KHARBOOZA)	KG	0.00	0.00	0.00	0.00	0.00	0.00	0.00
SWEETMELON (GARMA)	KG	0.00	0.00	0.00	0.00	0.00	0.00	0.00
PULSE MASOOR (WHOLE)	KG.	125.00	115.00	130.00	120.00	127.50	120.00	121.54
PULSE MASOOR (WASHED)	KG.	135.00	150.00	160.00	140.00	125.00	130.00	133.08
PULSE MOONG (WASHED)	KG.	175.00	165.00	160.00	165.00	140.00	170.00	173.08
PULSE MASH (WASHED)	KG.	165.00	160.00	180.00	165.00	146.25	160.00	153.08
PULSE GRAM	KG.	72.50	67.50	70.00	77.50	75.00	75.00	83.08
GRAM WHOLE BLACK AV QLTY.	KG.	62.50	75.00	65.00	72.50	70.00	75.00	73.08
GRAM WHOLE YELLOW AV.QLTY	KG.	115.00	110.00	100.00	130.00	105.00	100.00	126.15
BEANS (LAL LOBIA)	KG.	190.00	170.00	180.00	150.00	152.50	140.00	153.08

Contd.

7.11 Intercity Consumer Prices February, 2015

Description	Unit	Vehari	Sargodha	Mianwali	Bahawal-pur	Bahawal-nagar	R.Y. Khan	Karachi
POTATOES	KG	19.00	17.50	20.00	22.50	20.00	20.00	21.54
ONION	KG	15.50	17.50	20.00	22.50	17.50	20.00	21.54
TURNIP	KG	15.00	12.50	15.00	22.50	17.50	20.00	33.08
RADISH	KG	12.50	12.50	15.00	17.50	13.00	20.00	23.08
TOMATOES	KG	40.00	50.00	50.00	47.50	50.00	40.00	53.08
CABBAGE	KG	22.50	27.50	30.00	27.50	30.00	20.00	36.15
CAULIFLOWER	KG	20.00	27.50	25.00	22.50	30.00	20.00	43.08
BRINJAL	KG	0.00	0.00	0.00	0.00	0.00	0.00	0.00
PUMPKIN	KG	0.00	0.00	0.00	0.00	0.00	0.00	0.00
BOTTLEGOURD	KG	0.00	0.00	0.00	0.00	0.00	0.00	0.00
LADY FINGER	KG	0.00	0.00	0.00	0.00	0.00	0.00	0.00
PEAS	KG	22.50	22.50	30.00	27.50	22.50	30.00	43.08
SPINACH	KG	10.00	9.00	15.00	17.50	20.00	20.00	23.08
TINDA	KG	0.00	0.00	0.00	0.00	0.00	0.00	0.00
TURAI	KG	0.00	0.00	0.00	0.00	0.00	0.00	0.00
KARAILA	KG	0.00	0.00	0.00	0.00	0.00	0.00	0.00
ARVI	KG	0.00	0.00	0.00	0.00	0.00	0.00	0.00
CHILLIES GREEN	KG	115.00	57.50	90.00	100.00	60.00	70.00	86.15
CARROT	KG	18.00	17.50	20.00	22.50	15.00	33.75	33.08
COCUMBER (KHEERA)	KG	40.00	42.50	50.00	32.50	60.00	70.00	66.15
LEMON	250GM	30.00	17.50	30.00	17.50	15.00	20.00	33.08
SUGAR REFINED	KG.	53.00	53.00	54.00	55.00	53.00	52.00	54.62
GUR AV.QLTY	KG.	67.50	75.00	90.00	72.50	70.00	70.00	83.08
HONEY LANGANESE 500 GM.	BOTTLE	892.50	875.00	880.00	850.00	850.00	780.00	800.00
MILO 200 GM.	BOTTLE	205.00	200.00	240.00	220.00	220.00	190.00	210.00
CUSTARD POWDER RAFHAN 300 GM.	PKT	75.00	75.00	75.00	75.00	75.00	75.00	75.00
TOFFEE (HILAL)	EACH	2.00	2.00	1.00	1.00	2.00	2.00	1.00
CHOWKELATE CANDY (SMALL SIZE)	EACH	5.00	5.00	5.00	5.00	5.00	5.00	5.00
SWEETMEAT (MIXED)	KG	280.00	270.00	300.00	335.00	280.00	330.00	486.15
ICE CREAM WALLS	CUP.	40.00	40.00	40.00	40.00	40.00	40.00	40.00
ICE	KG	5.50	10.00	3.00	7.50	10.00	8.00	10.00
JAM AHMED/MITCHELLES	BOTTLE	135.00	130.00	140.00	130.00	130.00	140.00	131.54
SQUASH-MITCHELLES	BOTTLE	150.00	150.00	150.00	150.00	150.00	150.00	140.00
ROOH AFZA	BOTTLE	140.00	140.00	150.00	140.00	140.00	145.00	140.00
JAM-E-SHIREEN	BOTTLE	150.00	150.00	150.00	150.00	150.00	145.00	145.00
SAUNF	50 GM	19.00	15.00	20.00	22.00	17.50	15.00	21.54
CINAMON LOOSE AV. QLTY	50 GM.	20.00	30.00	20.00	20.00	30.00	25.00	26.54
CUMINSEED WHITE NATIONAL	50 GM.	52.00	52.00	52.00	52.00	54.00	54.00	52.00
PEPPER BLACK NATIONAL	50 GM.	96.00	96.00	100.00	96.00	96.00	96.00	96.00
CLOVES LOOSE AV.QLTY	50 GM.	95.00	135.00	94.75	105.00	100.00	100.00	85.00
CARDAMOM LARGE LOOSE AV.QLTY	50 GM.	155.00	150.00	120.00	137.50	130.00	170.00	173.08
CARDAMOM SMALL AV.QLTY	50 GM.	110.00	125.00	120.00	115.00	100.00	95.00	136.15
SALT-POWDERED (LAHORI) LOOSE	KG.	11.00	9.00	10.00	10.00	10.00	10.00	12.00
SALT POWDERED (NATIONAL/SHAN)	PKT	25.00	25.00	25.00	25.00	25.00	25.00	25.00
CHILLIES POWD.NATIONAL 200GM	PKT	105.00	105.00	105.00	105.00	105.00	105.00	105.00
CHILLIES POWDER LOOS	KG.	230.00	280.00	320.00	210.00	230.00	300.00	307.69
CORRIANDER SEED POWD.NATIONAL	PKT	78.00	78.00	78.00	104.00	78.00	78.00	104.00
CORRIANDER SEED (LOOSE)	KG.	265.00	275.00	320.00	312.50	240.00	280.00	253.08
TURMERIC POWD.NATIONAL 50GM	PKT.	35.00	35.00	35.00	35.00	35.00	35.00	35.00
CURRY POWD. NATIONAL 200 GM	PKT.	87.00	87.00	87.00	87.00	87.00	87.00	86.00
TOMATO KETCHUP AHMED/MITCHL	BOTTLE	95.00	85.00	80.00	70.00	100.00	120.00	80.00
PICKLES AHMED/MITCHELLES	BOTTLE	120.00	110.00	100.00	105.00	110.00	120.00	100.00
VINEGAR SYNTHETIC (SIRKA)	BOTTLE	85.00	50.00	70.00	50.00	90.00	80.00	60.00
GARLIC	KG	135.00	145.00	140.00	125.00	160.00	140.00	166.15
GINGER	KG	135.00	122.50	200.00	122.50	160.00	140.00	166.15
TAPAL DANEDAR TEA 200GM PACKET	PKT	129.47	131.58	126.32	129.47	126.32	126.32	129.47
TEA LIPTON YELLOW LABEL 200GM.	PKT.	138.95	138.94	131.58	138.95	131.58	139.00	131.58
TEA LOOSE KENYA AV.QLTY 250GM.	PKT.	120.00	130.00	150.00	142.50	125.00	127.50	126.54
COFFEE-NESCAFE 75 GM. **	BOTTLE	350.00	360.00	320.00	360.00	355.00	360.00	320.00
COLD DRINK (STANDARD SIZ)	BOTTLE	22.00	23.50	25.00	22.00	25.00	25.00	25.00
FRUIT JUICE TETRA PACK	PKT.	15.00	20.00	20.00	15.00	20.00	15.00	18.00
MINERAL WATER NESTLE 1.5 LTR	BOTTLE	50.00	50.00	50.00	47.00	50.00	50.00	50.00
CIGARETTES K-2 10'S **	PKT	48.00	48.00	47.00	45.00	45.00	45.00	45.00
CIGARETTES CAPSTAN 10'S **	PKT	50.00	50.00	50.00	50.00	50.00	50.00	50.00
CIGARETTES GOLD LEAF 20'S	PKT	100.00	100.00	100.00	98.00	100.00	100.00	100.00

Contd.

7.11 Intercity Consumer Prices February, 2015

Description	Unit	Vehari	Sargodha	Mianwali	Bahawal-pur	Bahawal-nagar	R.Y. Khan	Karachi
CIGARETTES MORVEN GOLD 20'S	PKT	50.00	50.00	50.00	50.00	50.00	50.00	50.00
BETEL LEAVES	50GM.	75.00	70.00	75.00	105.00	50.00	60.00	80.00
BETEL NUTS	KG.	387.50	290.00	290.00	355.00	240.00	250.00	266.15
LONG CLOTH 57" GUL AHMED/AL-KARAM	METER	165.00	225.00	200.00	180.00	270.00	270.00	170.00
SHIRTING AV.QLTY.	METER	155.00	140.00	150.00	115.00	190.00	200.00	138.08
PANT CLOTH W & WEAR AV.QLTY	METER	412.50	425.00	400.00	525.00	550.00	500.00	379.62
LAWN PRINTED GUL AHMED/AL-KARAM	METER	175.00	360.00	200.00	366.00	360.00	360.00	360.00
GEORGETTE AV.QLTY	METER	145.00	162.50	105.00	110.00	240.00	225.00	114.62
LINEN AV.QLTY ***	METER	160.00	135.00	140.00	125.00	240.00	240.00	126.15
HEAVY WT SUITING LAWERNCPUR AVG QLTY	METER	1200.00	950.00	950.00	1500.00	1500.00	1300.00	1415.38
HEAVY WT SUITING LAWERNCPUR SUP QLTY	METER	1950.00	1350.00	1200.00	2100.00	2000.00	1600.00	1815.38
TROPICAL SUITING LAW.PUR	METER	1000.00	1100.00	950.00	1350.00	1400.00	1100.00	1200.00
PANT BOY 24"/26" LENGTH.	EACH	525.00	400.00	350.00	462.50	550.00	400.00	424.62
SHIRT BOY 24"/26" LENGTH	EACH	275.00	275.00	255.00	387.50	400.00	400.00	330.77
SCHOOL UNI. PANT,SHIRT BOYS	SUIT	412.50	462.50	600.00	725.00	800.00	800.00	496.15
SCHOOL UNI. KAMEEZ,SHAL.BOYS	SUIT	412.50	550.00	600.00	725.00	800.00	700.00	450.00
SCHOOL UNI. KAMEEZ,SHAL.GIRL	SUIT	412.50	530.00	650.00	687.50	800.00	750.00	500.00
FROCK W/WEAR GIRLS	EACH	625.00	925.00	1000.00	2150.00	1500.00	995.00	773.08
AWAMI-SUIT W & W(BOY) 24"/26	SUIT	587.50	750.00	1200.00	775.00	1400.00	1200.00	796.15
AWAMI-SUIT W&W (GENTS)AV.QLTY	SUIT	1150.00	1750.00	1300.00	1150.00	1800.00	1485.00	1292.31
PULLOVER GENTS OXFORD/BON.	EACH	3275.00	3400.00	2300.00	2890.00	3080.00	2980.00	2800.00
PULLOVER LADIES OXFORD/BON.	EACH	3275.00	2500.00	2300.00	2500.00	2980.00	2795.00	3000.00
PULLOVER (GENTS) OTHERS A.QTY	EACH	575.00	875.00	800.00	950.00	1400.00	800.00	861.54
SECOND-HAND COAT FOR MEN	EACH	200.00	250.00	420.00	1150.00	650.00	425.00	430.77
SECONDHAND SWEETER FOR MEN DUP QLTY	EACH	95.00	250.00	150.00	425.00	350.00	175.00	265.38
SECONDHAND WINTER JACKET	EACH	212.50	350.00	300.00	650.00	500.00	325.00	475.00
UNDERWEAR AV.QLTY MEDIUM SIZE	EACH	87.50	120.00	150.00	110.00	225.00	225.00	159.23
VEST FOR MEN AV.QLTY.	EACH	115.00	110.00	150.00	187.50	220.00	220.00	166.15
VEST/SHAMEEZ (WOMEN) AVG. QLTY	EACH	95.00	90.00	150.00	175.00	200.00	175.00	146.15
SOCKS NYLON (PAKISTANI)	PAIR	77.50	110.00	100.00	115.00	100.00	95.00	76.15
BRASSIER AV.QLTY.	EACH	95.00	110.00	200.00	160.00	230.00	210.00	179.23
BRASSIER SUP QLTY	EACH	225.00	425.00	400.00	387.50	595.00	595.00	329.23
DOPATTA GEORGETTE AV.QLTY.	EACH	325.00	260.00	200.00	337.50	450.00	412.50	243.08
DOPATTA COTTON AV QLTY	EACH	195.00	250.00	180.00	337.50	400.00	250.00	226.15
CHADDAR (W/WEAR) (2x2.5 MTR)	EACH	375.00	350.00	300.00	425.00	650.00	450.00	480.77
LUNG/DHOTI(COTTON) AVG. QLTY	EACH	287.50	275.00	295.00	287.50	400.00	300.00	315.38
HANDKERCHIEF AVG. QLTY PAK	EACH	30.00	35.00	40.00	32.50	50.00	35.00	53.08
HANDKERCHIEF SUP. QLTY PAK	EACH	60.00	55.00	60.00	77.50	60.00	60.00	86.15
GLOVES AV QLTY	PAIR	72.50	100.00	115.00	115.00	125.00	175.00	53.08
AZARBAND COTTON AVG. QLTY	EACH	15.00	17.50	15.00	13.50	15.00	15.00	15.00
SEWING THREAD/REEL(ASLI PARI)	EACH	12.00	6.50	6.00	5.00	6.00	6.00	7.00
WASHING CHARGES PAINT & SHIRT	SUIT	100.00	135.00	140.00	125.00	70.00	70.00	63.08
DRY CLEANING SUIT COAT PANT	SUIT	325.00	325.00	390.00	487.50	350.00	400.00	286.15
WASHING CH. (KAMIZ-SHALWAR)	PAIR	80.00	80.00	70.00	80.00	60.00	60.00	60.00
TAILORING SHIRT	EACH	325.00	375.00	300.00	425.00	300.00	400.00	350.00
TAILORING CHARGES PANT (MEN)	EACH	512.50	750.00	400.00	550.00	500.00	450.00	661.54
TAILORING COAT-PANT SUIT	SUIT	3650.00	3500.00	3050.00	5250.00	4000.00	4000.00	4592.31
TAILORING AWAMI-SUIT (MALE)	SUIT	425.00	475.00	450.00	525.00	450.00	650.00	526.92
TAILORING SUIT FEMALE	SUIT	387.50	550.00	300.00	500.00	350.00	500.00	480.77
GENTS SHOES PAUL BATA	PAIR	1199.00	1199.00	1199.00	1199.00	1199.00	1199.00	1199.00
GENTS SANDAL BATA	PAIR	699.00	699.00	699.00	699.00	699.00	699.00	699.00
GENTS SPOUNG CHAPPAL BATA	PAIR	179.00	179.00	179.00	179.00	179.00	179.00	179.00
LADIES SANDAL BATA	PAIR	499.00	499.00	499.00	499.00	499.00	499.00	499.00
LADIES SPOUNG CHAPPAL BATA	PAIR	179.00	179.00	179.00	179.00	179.00	179.00	179.00
CHILD SHOE POWER LITE BATA	PAIR	599.00	599.00	599.00	599.00	599.00	599.00	599.00
GENTS SHOE, ART 1109 SERVICE	PAIR	999.00	999.00	999.00	999.00	999.00	999.00	999.00
NYLON JOGGER 27 SIZE 2-5 ***	PAIR	1299.00	1299.00	1299.00	1299.00	1299.00	1299.00	1299.00
CHINA FOOT WEAR AV. QLTY (MALE) *	PAIR	675.00	550.00	400.00	1150.00	500.00	500.00	730.77
CHINA FOOT WEAR AV. QLTY (FEMALE) *	PAIR	325.00	550.00	400.00	1150.00	400.00	400.00	630.77
CHINA FOOT WEAR AV. QLTY (CHILDREN) *	PAIR	262.50	400.00	400.00	875.00	400.00	400.00	565.38
SHOE REPAIR HALF SOLE	PAIR	55.00	150.00	80.00	110.00	100.00	90.00	106.15
SHOES POLISH CHARGES AVERAGE SHOP	PAIR	15.00	20.00	15.00	20.00	20.00	20.00	20.00
HOUSE RENT (combined)	MONTH	4593.00	5741.00	3825.00	7182.00	4285.00	3741.00	10077.00
rent 2	pm	4593.00	5741.00	3825.00	7182.00	4285.00	3741.00	10077.00
RENT3	PM	4593.00	5741.00	3825.00	7182.00	4285.00	3741.00	10077.00

Contd.

7.11 Intercity Consumer Prices February, 2015

Description	Unit	Vehari	Sargodha	Mianwali	Bahawal-pur	Bahawal-nagar	R.Y. Khan	Karachi
RENT4	PM	4593.00	5741.00	3825.00	7182.00	4285.00	3741.00	10077.00
RENT5	PM	4593.00	5741.00	3825.00	7182.00	4285.00	3741.00	10077.00
RENT6	PM	4593.00	5741.00	3825.00	7182.00	4285.00	3741.00	10077.00
SYNTHETIC ENEMAL ROBIALAC BALTI 3.64 LTR.	EACH	2087.00	1947.74	1700.00	2087.00	2083.00	2085.00	1750.00
SYNTHETIC ENEMAL ICI BALTI 3.64 LTR.	EACH	2165.00	1938.84	1950.00	2080.00	2081.00	2165.00	1730.00
CEMENT (LOCAL) SPECIFY BRAND NAME	BAG	487.50	490.00	500.00	500.00	490.00	485.00	543.08
BRICKS (NEW) IST CLASS	P/1000	5175.00	6200.00	4900.00	4900.00	4500.00	5000.00	0.00
CEMENT BLOCKS (6"x8"x12")	P/100	0.00	0.00	0.00	0.00	0.00	0.00	2861.54
BAJREE	100CFT	4800.00	3000.00	2500.00	4600.00	5000.00	5000.00	3592.31
SAND (BLACK PIT SAND)	K100CFT	1500.00	1450.00	2500.00	2200.00	2000.00	1600.00	0.00
TIMBER SHESHAM LOG IST QUALITY	cubmt.	42377.00	63566.00	44000.00	45909.50	56496.00	56494.00	54000.00
IRON BAR (M.S. BAR) 1/2"	P/TON	82250.00	79000.00	82000.00	81250.00	75000.00	75000.00	76615.38
CARPENTER WAGE RATE	P/DAY	575.00	700.00	800.00	600.00	675.00	700.00	861.54
MASON (RAJ) WAGE RATE	P/DAY	600.00	775.00	800.00	675.00	675.00	700.00	1061.54
UNSKILLED LABOUR WAGE RATE	P/DAY	350.00	450.00	400.00	425.00	375.00	400.00	630.77
PLUMBER WAGE RSTE	P/DAY	575.00	700.00	800.00	600.00	700.00	700.00	861.54
ELECTICIAN WAGE RATE PER DAY	P/DAY	575.00	600.00	800.00	0.00	600.00	0.00	700.00
ELECTICIAN WAGE RATE PER POINT	P/PNT	70.00	110.00	100.00	95.00	100.00	70.00	159.23
WATER CHARGES PER HOUSE	P/MONTH	50.00	25.00	65.00	60.00	50.00	50.00	117.50
ELECT.CHARGES UPTO 50 UNITS	P/UNIT	2.00	2.00	2.00	2.00	2.00	2.00	2.00
ELECT.CHARGES 01 - 100 UNIT	P/UNIT	5.79	5.79	5.79	5.79	5.79	5.79	5.79
ELECT.CHARGES 101 - 300 UNIT	P/UNIT	9.90	9.90	9.90	9.90	9.90	9.90	9.90
ELECT.CHARGES 301 - 1000 UNIT	P/UNIT	15.63	15.63	15.63	15.63	15.63	15.63	15.63
ELECT.CHARGES ABOVE 1000 UNIT	P/UNIT	17.71	17.71	17.71	17.71	17.71	17.71	17.71
ELEC	PM	10.21	10.21	10.21	10.21	10.21	10.21	10.21
GAS CHR9 upto 3.3719 MMBUT	MMBTU	0.00	124.18	0.00	124.18	0.00	124.18	124.18
GAS CHR9 3.3719 - 6.7438 MMBUT	MMBTU	0.00	248.37	0.00	248.37	0.00	248.37	248.37
GAS CHR9 6.7438 - 10.1157 MMBUT	MMBTU	0.00	248.37	0.00	248.37	0.00	248.37	248.37
GAS CHR9 10.1157 - 13.4876 MMBUT	MMBTU	0.00	620.91	0.00	620.91	0.00	620.91	620.91
GAS	PM	0.00	620.91	0.00	620.91	0.00	620.91	620.91
GAS	PM	0.00	372.55	0.00	372.55	0.00	372.55	372.55
KEROSENE OIL	LTR	86.50	85.00	95.00	84.00	87.00	88.00	101.85
FIREWOOD WHOLE	40 KG.	570.00	475.00	400.00	620.00	600.00	500.00	556.15
CHAIR SHESHAM WOOD WITH ARMS	EACH	1900.00	2100.00	1800.00	2900.00	2500.00	1400.00	1430.77
CHAIR PLASTIC (CHAIRMAN) AVERAGE QUALITY	EACH	650.00	900.00	800.00	1150.00	800.00	850.00	780.77
TABLE SHESHAM WOOD (4X2X5")	EACH	3000.00	3750.00	3600.00	7800.00	10000.00	6000.00	6000.00
SOFASET WOODEN WITH FOAM SEAT	SET	14500.00	18000.00	15000.00	27500.00	18000.00	20000.00	16000.00
COT IRON (WITH NIWAR)AV.QLTY.	EACH	1450.00	1900.00	2000.00	3900.00	2200.00	2350.00	2000.00
ALMIRAH (STEEL) 6'X3' 20 GAUGE	EACH	12000.00	11000.00	8500.00	14500.00	12000.00	7750.00	9307.69
DINNING TABLE 6 CHAIRS A.QLTY	SET	21000.00	23500.00	12000.00	29500.00	25000.00	30000.00	14615.38
SINGLE BED WITHOUT FOAM MED.	EACH	5000.00	5500.00	4000.00	9250.00	7000.00	6500.00	4500.00
MATRESS SINGLE(4"THICK)	EACH	5100.00	4900.00	4500.00	5700.00	5700.00	5700.00	5200.00
FARSHI DARI 12'X9' AV.QLTY	EACH	1175.00	1250.00	1500.00	1950.00	1500.00	1300.00	1361.54
DARI COTTON (6'x2 1/2') AV.QL	EACH	325.00	550.00	725.00	1550.00	1200.00	450.00	495.00
CARPET PLAIN AV. QLTY	SQFT.	29.00	37.50	55.00	27.50	42.00	35.00	60.00
QUILT (LIHAF) 3 KG. COTTON	EACH	775.00	1400.00	1000.00	1350.00	1200.00	750.00	1530.77
BLANKET (90" x 54")	EACH	4250.00	4500.00	3200.00	4900.00	4400.00	4000.00	2792.31
BEDSHEET SINGLE BED SUP.QLTY	EACH	625.00	700.00	500.00	1350.00	800.00	500.00	730.77
BED SHEET DOUBLE WITH TWO PILLOW COVERS SUP QLTY	SET	1225.00	1350.00	850.00	2150.00	2500.00	1800.00	1292.31
TOWEL(3'x2') AV. QALTY	EACH	275.00	190.00	280.00	187.50	300.00	300.00	226.15
CEILING FAN 48" SUPER QLTY	EACH	3095.00	3400.00	3350.00	2550.00	3095.00	2800.00	3400.00
PEDESTAL FAN 22" SUPER QLTY	EACH	4750.00	4000.00	3500.00	3775.00	4720.00	3850.00	4400.00
REFG. DAWLENCE 10 CFT. D.DOOR	EACH	29200.00	33000.00	28000.00	30500.00	32000.00	30500.00	31100.00
D-FREEZER WAVES 8 CFT.	EACH	30200.00	28500.00	25000.00	30500.00	30500.00	31000.00	28100.00
AIRCONDITIONER 1.5 TON PEL	EACH	35000.00	35000.00	41000.00	38500.00	38500.00	41000.00	40000.00
SPLIT AIR CONDITIONER 1.5 TON (SPECIFY BRAND NAME)	EACH	42500.00	42250.00	41000.00	45000.00	47000.00	43000.00	44000.00
AIRCooler SUPER ASIA	EACH	14400.00	13250.00	10000.00	14600.00	14500.00	11000.00	9200.00
WASHING MACHINE SINGER	EACH	15600.00	15900.00	15000.00	15700.00	15600.00	14700.00	15600.00
SEWING MACHINE(SINGER)	EACH	6210.00	5810.00	5210.00	5250.00	6260.00	6260.00	6200.00
GIZER LARGE SIZE 30 GALLON CAPACITY SUP QLTY	EACH	22900.00	19000.00	12500.00	16400.00	16500.00	20900.00	21000.00
GAS BURNER DOUBLE SPFY.BRAND	EACH	1250.00	1800.00	1550.00	1750.00	2200.00	1500.00	1861.54
ELECT. IRON PHILIPS MDL.1120	EACH	1500.00	2500.00	1600.00	1400.00	2100.00	2100.00	1600.00
ELECTRIC JUICER FOR APPLE	EACH	8250.00	4250.00	6375.00	4800.00	6000.00	4500.00	4200.00
S.STEEL DEGHCHI MEDIUM SIZE	EACH	737.50	475.00	525.00	1150.00	570.00	570.00	686.15
ALUMINIUM COOKING PAN (DEGCHI) MED SIZE	EACH	565.00	475.00	500.00	1050.00	1500.00	1500.00	646.15

Contd.

7.11 Intercity Consumer Prices February, 2015

Description	Unit	Vehari	Sargodha	Mianwali	Bahawal-pur	Bahawal-nagar	R.Y. Khan	Karachi
NON STICK COOKING PAN (DEGCHI) SUP. QLTY	EACH	765.00	725.00	800.00	2000.00	1450.00	1450.00	886.15
FRYING PAN STEEL AVG. QLTY MED. SIZE	EACH	255.00	225.00	350.00	700.00	570.00	570.00	306.15
TAWA IORN (MEDIUM SIZE) AVG. QLTY	EACH	210.00	237.50	350.00	325.00	360.00	235.00	265.38
S.STEEL PLATE A.QLTY.(M.SIZE)	EACH	72.50	65.00	90.00	95.00	75.00	75.00	83.08
TABLE SPOON S.STEEL SUP.QLTY.	DOZEN	390.00	400.00	300.00	587.50	450.00	360.00	270.00
WATER SET JUG+6 GLASSES (OMROC)	SET	465.00	800.00	400.00	675.00	450.00	456.00	615.38
TEA SET PAK. CHINAWARE 21 PCS.	SET	2050.00	1900.00	1500.00	2300.00	2000.00	2000.00	1624.62
DINNER SET PLASTIC 72 PIECES SUPERIOR QLTY	SET	5500.00	5250.00	4500.00	7250.00	7800.00	7800.00	5653.85
HOTPOT SET PLASTIC 3 PCS.	SET	1425.00	1350.00	1200.00	2050.00	1250.00	1250.00	1311.54
BUCKET(BALTI) PLASTIC MED.SIZ	EACH	312.50	375.00	250.00	462.50	370.00	220.00	359.23
LOTA PLASTIC (MED SIZE) AVERAGE QUALITY	EACH	52.50	50.00	60.00	55.00	80.00	50.00	73.08
PRESURE COOKER 4 LTR.	EACH	1650.00	1300.00	1225.00	2100.00	1580.00	1580.00	1661.54
WATER COOLER 9/10 LTR.PLASTIC ***	EACH	575.00	675.00	750.00	925.00	600.00	480.00	615.38
THERMOS STARVAC 1 LTR	EACH	462.50	450.00	400.00	600.00	450.00	250.00	393.85
BULB PHILIPS 100-WATTS	EACH	30.00	27.50	25.00	30.00	30.00	30.00	35.00
TUBE LIGHT PHILIPS 40 WATTS	EACH	99.00	100.00	100.00	100.00	100.00	100.00	100.00
ELECTRIC BLUBS "0" WATTE LOCAL	EACH	20.00	20.00	20.00	20.00	25.00	25.00	25.00
ELECTRIC BLUB ENERGY SAVER 14 WATTS	EACH	170.00	165.00	150.00	175.00	180.00	175.00	170.00
WASHING SOAP 250 GMS SPECIFY BRAND NAME	EACH	40.00	40.00	35.00	40.00	40.00	40.00	20.00
SURF EXCEL 400 GMS POLY BAG	EACH	125.00	125.00	125.00	125.00	125.00	125.00	125.00
WASHING POWDER 1000 GRM	EACH	185.00	185.00	185.00	185.00	185.00	185.00	185.00
WASHING POWDER (WHEEL/ BONUS) 100 GRAMS	EACH	95.00	95.00	95.00	95.00	95.00	95.00	95.00
CLEANSER POWDER VIM 1000 GM	PKT.	77.78	77.78	72.22	77.78	72.22	72.22	72.22
FINIS 500 ML	BOTTLE	170.00	225.00	155.00	237.50	180.00	175.00	160.00
PHNYLE TYPHONE/FINIS/CARRANITE 3 LITRES	BOTTLE	145.00	145.00	169.09	165.00	150.00	160.00	120.00
HARPIC	BOTTLE	145.00	135.00	135.00	135.00	135.00	135.00	135.00
BOOT POLISH CHERRY/KIWI 50ML	EACH	111.11	100.00	100.00	111.11	100.00	100.00	100.00
ROBIN BLUE (35 GRAMS)	PKT.	50.00	45.00	45.00	50.00	45.00	45.00	35.00
TISSU PAPER PERFUMED 100 PCS.	PKT	95.00	95.00	110.00	100.00	115.00	99.00	123.08
TOILET PAPER ROLL (R.PETEL)	P/ROLL	38.00	38.00	35.00	38.00	38.00	38.00	35.00
BOOT POLISH LIQUID CHEERY BLOSSOM KIWI 75 ML	BOTTLE	150.00	130.00	120.00	150.00	140.00	140.00	140.00
MATCH BOX SMALL	EACH	2.00	2.00	2.00	2.50	2.00	2.00	2.00
DRY CELL 1.5 VOLT(LOCAL)	EACH	25.00	22.50	25.00	20.00	30.00	25.00	15.00
HAND STITCHING NEEDLE M.SIZE	PACKET	10.00	10.00	9.00	10.00	6.00	6.00	6.00
SEWING MACHINE NEEDLE (SINGER)	EACH	5.00	5.00	5.00	5.00	8.50	8.50	5.00
HOUSEHOLD SERVANT FEMALE P/T	P/MNTH	1500.00	3250.00	2000.00	1900.00	1800.00	1000.00	2153.85
MARRIAGE HALL WITH FURNITURE	P/HEAD	110.00	165.00	60.00	95.00	105.00	70.00	301.54
SEPTRAN TABLETS	10TAB.	16.00	15.00	16.00	16.00	16.00	16.00	15.00
BRUFEN TABS 200-MG.	10TAB.	10.00	10.00	10.00	10.00	10.00	10.00	10.00
PANADOL TAB. EXTRA/PLAIN	10TAB.	10.00	10.00	10.00	10.00	10.00	10.00	10.00
DISPRIN TAB.	10TAB.	10.00	10.00	10.00	10.00	10.00	10.00	10.00
TRISIL TAB.	10 TAB	10.00	10.00	10.00	10.00	10.00	10.00	10.00
FLAGYL TAB. 200 MG.	10TAB.	10.00	10.00	10.00	10.00	10.00	10.00	10.00
VENTOLIN TAB. 2MG.	10TAB.	9.00	9.00	9.00	9.00	9.00	9.00	9.00
DAONIL TAB. 5 MG.	10TAB.	17.00	17.00	17.00	17.00	17.00	17.00	17.00
ENTOX TAB.	10TAB.	10.00	10.00	10.00	10.00	10.00	10.00	10.00
RENITEC TAB. 5 MG.	10TAB.	59.00	59.00	59.00	59.00	59.00	59.00	59.00
CAC. 1000 TAB	BOTTLE	122.00	122.00	122.00	122.00	122.00	122.00	122.00
AMOXIL CAPSOLE 250 MG.S	10CAP.	36.00	36.00	36.00	36.00	36.00	36.00	36.00
CALCIUM SYRUP SANDOZ	BOTTLE	64.00	64.00	64.00	64.00	64.00	64.00	64.00
LEDERPLEX SYRUP	BOTTLE	35.00	35.00	35.00	35.00	35.00	35.00	35.00
SANCOS SYRUP (50 ML.)	BOTTLE	30.00	30.00	30.00	30.00	30.00	30.00	30.00
PHENERGAN SYRUP 120 ML.	BOTTLE	33.00	33.00	33.00	33.00	33.00	33.00	33.00
CALPOL SYRUP 60 ML.	BOTTLE	28.00	28.00	28.00	28.00	28.00	28.00	28.00
HYDRYLLIN SYRUP 120 ML.	BOTTLE	65.00	65.00	65.00	65.00	65.00	65.00	65.00
POLYFAX EYE OINTMENT	TUBE	21.00	21.00	21.00	21.00	21.00	21.00	21.00
BETNESOL EYE DROPS	BOTTLE	33.89	33.89	33.89	33.89	33.89	33.89	33.89
EAR DROPS (CARDISPORINE) ***	BOTTLE	21.00	21.00	21.00	21.00	21.00	21.00	21.00
BETNOVATE-N OINTMENT 5 GMS	TUBE	16.00	16.00	16.00	16.00	16.00	16.00	16.00
BURNOL CREAM 30 GRM	TUBE	16.00	16.00	16.00	16.00	16.00	16.00	16.00
VICKS VAPORUB/BALM	BOTTLE	36.00	36.00	36.00	36.00	36.00	36.00	36.00
GLYCRINE SMALL BOTTLE	BOTTLE	15.00	20.00	25.00	20.00	25.00	20.00	20.00
JOUHAR JOSHANDA	PKT.	8.00	8.00	8.00	8.00	8.00	8.00	8.00
GALXOS-D (450 GRMS)	PKT.	157.50	157.50	151.88	168.75	157.50	157.50	157.50
GRYPE-WATER WOODWARDS	BOTTLE	55.00	50.00	50.00	55.00	55.00	55.00	55.00

Contd.

7.11 Intercity Consumer Prices February, 2015

Description	Unit	Vehari	Sargodha	Mianwali	Bahawal-pur	Bahawal-nagar	R.Y. Khan	Karachi
SANIPLAST ONE PUTTY	EACH	2.00	2.00	2.00	2.00	1.50	1.50	2.00
O.R.S. (NIMCOL)	PKT.	17.00	15.00	17.00	17.00	17.00	15.00	15.00
DETTOL (MEDIUM)	BOTTLE	46.80	46.80	46.80	46.80	46.80	46.80	46.80
COTTON BANDAGE 2" - 4"	EACH	8.00	5.00	10.00	7.00	8.00	8.00	8.62
THERMOMETER CHINA	EACH	45.00	50.00	50.00	50.00	40.00	40.00	40.00
DOCTOR (MBBS) CLINIC FEE	P/PAT.	100.00	175.00	300.00	200.00	200.00	300.00	100.00
URINE TEST (DR) CHARGES	P/TEST	50.00	50.00	60.00	90.00	50.00	60.00	100.00
BLOOD TEST (CP) CHARGES	P/TEST	237.50	225.00	210.00	225.00	120.00	100.00	230.00
SUGAR TEST (RANDOM/FASTING BOTH) CHARGES	P/TEST	60.00	90.00	120.00	120.00	100.00	150.00	256.15
ECG CHARGES	P/TEST	150.00	225.00	225.00	175.00	150.00	150.00	265.38
X-RAY (CHEST) CHARGES	P/X-RAY	200.00	350.00	300.00	200.00	200.00	250.00	300.00
CAR SUZUKI 800 CC (W/O. A/C)	EACH	651800.00	625000.00	625000.00	650800.00	645000.00	640000.00	625000.00
CAR SUZUKI 1000 CC	EACH	1076800.00	1050000.00	1050000.00	1075800.00	1040000.00	1070000.00	1034000.00
CAR TOYOTA 1300 CC	EACH	0.00	1645500.00	1441000.00	1643000.00	1570000.00	1620000.00	1682500.00
CAR HONDA CIVIC	EACH	0.00	2142000.00	0.00	0.00	2125000.00	2150000.00	2035000.00
MOTORCYCLE HONDA CD-70.	EACH	69900.00	69900.00	68500.00	69900.00	69900.00	69900.00	69900.00
MOTORCYCLE YAMAHA 100CC.	EACH	79500.00	79500.00	79500.00	80500.00	84500.00	85000.00	78600.00
MOTOR CYCLE HERO 70 CC	EACH	43000.00	42500.00	44500.00	47500.00	50000.00	48500.00	46000.00
BICYCLE WITH TYRES & TUBES	EACH	7550.00	7350.00	7500.00	7350.00	7800.00	7500.00	6000.00
TYRE CAR WITH TUBE GENERAL	EACH	3800.00	3750.00	3200.00	3800.00	3000.00	2950.00	3500.00
TYRE MOTOR CYCLE WITHOUT TUBE	EACH	1165.00	1150.00	1250.00	1283.00	1300.00	1230.00	1357.69
TYRE CYCLE SPECIFY BRAND NAME	EACH	372.50	400.00	350.00	350.00	350.00	360.00	300.00
TYRE CAR W/O TUBE	EACH	2965.00	3250.00	2800.00	4200.00	2800.00	2950.00	2730.77
PETROL SUPER	LITRE	70.29	70.29	70.29	70.29	70.29	70.29	70.29
HIGH SPEED DIESEL HSD	LITRE	80.61	80.61	80.61	80.61	80.61	80.61	80.61
CNG	K.G.	0.00	0.00	0.00	0.00	0.00	71.50	71.50
GAS CYLINDER STAND. SIZE	EACH	1150.00	1200.00	1500.00	1320.00	1180.00	1200.00	990.00
MOTOR CYCLE SERVICE CHARGES	EACH	190.00	275.00	300.00	225.00	250.00	250.00	350.00
CAR SERVICE CHARGES	EACH	250.00	325.00	400.00	300.00	250.00	250.00	365.38
TYRE PUNCTURE CHARGES	EACH	45.00	50.00	50.00	55.00	80.00	50.00	50.00
CYCLE OVERHAULING CHARGES	EACH	195.00	325.00	350.00	200.00	300.00	150.00	200.00
CAR TAX FOR 800CC TO 1300CC	YEARLY	2650.00	2650.00	2650.00	2650.00	2650.00	2650.00	1750.00
TRAIN FARE ECO. 1-100 KM.	P/KM.	0.68	0.68	0.68	0.68	0.00	0.68	0.68
TRAIN FARE ECO. 101-500 KM.	P/KM.	0.98	0.98	0.98	0.98	0.00	0.98	0.98
TRAIN FARE ECO. > 500 KM.	P/KM.	0.89	0.89	0.89	0.89	0.00	0.89	0.89
TRAIN FARE IST SLP. 1-100KM	P/KM.	2.10	2.10	2.10	2.10	0.00	2.10	2.10
TRAIN FARE IST SLP.101-500 KM	P/KM.	2.59	2.59	2.59	2.59	0.00	2.59	2.59
TRAIN FARE IST SLP. > 500 KM	P/KM.	1.99	1.99	1.99	1.99	0.00	1.99	1.99
TRAIN FARE A/C SLP. 1-100KM.	P/KM.	5.76	5.76	5.76	5.76	0.00	5.76	5.76
TRAIN FARE A/C SLP.101-500KM	P/KM.	4.59	4.59	4.59	4.59	0.00	4.59	4.59
TRAIN FARE A/C SLP > 500KM.	P/KM.	4.16	4.16	4.16	4.16	0.00	4.16	4.16
PLATEFORM TICKET	EACH	10.00	10.00	10.00	10.00	0.00	10.00	10.00
AUTO RICKSHAW FARES	KM/MIN	35.00	60.00	60.00	80.00	50.00	50.00	75.00
FULL TONGA CHARGES	KM/MIN	0.00	0.00	75.00	70.00	0.00	0.00	70.00
TAXI 4 SEATER FARE	KM/MIN	50.00	50.00	50.00	60.00	100.00	100.00	75.00
BUS FARE MIN (WITHIN CITY)	TICKET	0.00	15.00	0.00	0.00	0.00	0.00	10.00
BUS FARE MAX (WITHIN CITY)	TICKET	0.00	27.50	0.00	0.00	0.00	25.00	15.00
BUS FARE OUTSIDE CITY	P/KM.	0.93	0.93	0.93	0.92	0.93	0.93	0.88
A/C BUS FARE OUTSIDE CITY	P/KM.	1.37	2.00	1.20	1.51	1.00	1.33	1.50
MINIBUS FARE MIN.WITH IN CITY	TICKET	0.00	0.00	0.00	0.00	0.00	0.00	10.00
MINIBUS FARE MAX.WITH IN CITY	TICKET	0.00	0.00	0.00	0.00	0.00	0.00	16.00
SUZUKI FARE MIN.WITH IN CITY	TICKET	0.00	10.00	15.00	10.00	10.00	0.00	10.00
SUZUKI FARE MAXIMUM W.IN CITY	TICKET	0.00	15.00	25.00	20.00	25.00	0.00	16.54
AIR FARE ECONOMY CLASS.	P/KM.	0.00	0.00	0.00	0.00	0.00	0.00	19.26
POSTAL ENVELOPE DOMESTIC	EACH	8.00	8.00	8.00	8.00	8.00	8.00	8.00
ENVELOPE FOR SAUDI ARABIA	EACH	50.00	50.00	50.00	50.00	50.00	50.00	50.00
POSTAL REGISTRATION CHARGES	EACH	28.00	28.00	28.00	28.00	28.00	28.00	28.00
U.M.S. REG CHARGES MIN.	EACH	59.00	59.00	59.00	59.00	59.00	59.00	58.00
T.C.S. CH. MIN.WITH IN ZONE	EACH	150.00	150.00	110.00	150.00	150.00	150.00	120.00
TELEPHONE CHARGES LOCAL CALL	P/CALL	3.94	3.94	3.94	3.94	3.94	3.94	3.94
TEL CHARGES OUT SIDE CITY	P/CALL	3.94	3.94	3.94	3.94	3.94	3.94	3.94
INTERNET CHARGES	P/HOUR	60.00	50.00	45.00	40.00	27.50	27.50	20.00
MOBILE CELL CHARGES	P/UNIT	3.00	3.00	3.00	4.50	2.50	3.06	3.00
FAX CHARGES (LOCAL)	P/PAGE	20.00	20.00	15.00	10.00	17.50	17.50	15.00
TELEPHONE SET AV. QLTY	EACH	975.00	825.00	525.00	1150.00	825.00	650.00	815.38

Contd.

7.11 Intercity Consumer Prices February, 2015

Description	Unit	Vehari	Sargodha	Mianwali	Bahawal-pur	Bahawal-nagar	R.Y. Khan	Karachi
MOBILE SET NOKIA/SONY/ERICSON/SAMSUNG WITHOUT CAMERA	EACH	3200.00	2300.00	3200.00	5200.00	3650.00	3650.00	2600.00
T.V. 20" COLORED WEGA H-A21.	EACH	19000.00	22000.00	23250.00	23800.00	18000.00	17500.00	19500.00
T.V 20" COLOR CHINA/KORIA)	EACH	6650.00	6850.00	14250.00	15300.00	13000.00	12000.00	12000.00
V.C.P. PANASONIC/LG/NAT	EACH	0.00	0.00	6500.00	5500.00	5000.00	0.00	4000.00
DVD/VCD PLAYER PANASONIC/LG	EACH	4100.00	5500.00	4500.00	4950.00	5000.00	5500.00	4500.00
RADIO WITH C.PLAYER NATIONAL	EACH	1500.00	4500.00	3000.00	2100.00	1800.00	1250.00	2000.00
PERSONNEL COMPUTER (BRANDED)	EACH	40000.00	25000.00	43250.00	35000.00	66000.00	50000.00	40000.00
VID. CASSETTE BLK. TDK/SONY	EACH	190.00	165.00	150.00	200.00	180.00	100.00	140.00
COM. C.D. (TDK/IMATION)	EACH	95.00	45.00	30.00	45.00	50.00	35.00	50.00
TAPE RECORDER CASSETTE BLANK	EACH	75.00	50.00	50.00	55.00	50.00	40.00	50.00
VIDEO GAME SEGA 16 BYTE	EACH	1050.00	0.00	1500.00	1650.00	1150.00	1150.00	1400.00
CINEMA A/C. HIGH CLASS	TICKET	0.00	100.00	0.00	0.00	0.00	0.00	100.00
CINEMA NON-A/C HIGH CLASS	TICKET	0.00	0.00	0.00	35.00	0.00	30.00	70.00
CABLE CHARGES	PER MONT	300.00	250.00	250.00	275.00	300.00	250.00	400.00
TV.LICENCE FEE DOMESTIC	YEARLY	420.00	420.00	420.00	420.00	420.00	420.00	420.00
ENGLISH BOOK CLASS V1	EACH	77.00	77.00	77.00	77.00	77.00	77.00	35.10
ENGLISH BOOK CLASS IX OR X	EACH	129.00	129.00	129.00	129.00	129.00	129.00	40.30
ENG. BOOK IST.YR COMPLETE SET	EACH	82.00	82.00	82.00	82.00	82.00	82.00	118.15
ENGLISH BOOK BA/B.SC	EACH	178.00	178.00	178.00	178.00	178.00	178.00	150.00
URDU BOOK CLASS V (T.B.BORD)	EACH	70.00	70.00	70.00	70.00	70.00	70.00	54.10
URDU BOOK CLASS IX/X(T.B.B)	EACH	137.00	137.00	137.00	137.00	137.00	137.00	50.55
URDU BOOK IST.YEAR/INTER	EACH	51.00	51.00	51.00	51.00	51.00	51.00	43.30
URDU BOOK BA/B.SC	EACH	140.00	140.00	140.00	140.00	140.00	140.00	120.00
MATHS BOOK CALSS V (T.B.B)	EACH	84.00	84.00	84.00	84.00	84.00	84.00	50.90
MATHS BOOK CLASS IX OR X	EACH	236.00	236.00	236.00	236.00	236.00	236.00	187.20
MATHS BOOK IST.YEAR (T.B.B)	EACH	156.00	156.00	156.00	156.00	156.00	156.00	112.45
PAKISTAN STUDIES BOOK BA/B.SC	EACH	125.00	125.00	125.00	125.00	125.00	125.00	125.00
DAILY "DAWN"	P/COPY	19.00	19.00	19.00	19.00	19.00	19.00	19.00
DAILY "JANG"	P/COPY	12.00	12.00	12.00	12.00	12.00	12.00	12.00
DAILY "NAWA-E-WAQT"	P/COPY	12.00	12.00	12.00	12.00	12.00	12.00	12.00
WEEKLY "AKHBAR-E-JAHAN"	P/COPY	55.00	55.00	55.00	55.00	55.00	55.00	55.00
WEEKLY "MAG"	P/COPY	45.00	45.00	45.00	45.00	45.00	45.00	45.00
MONTHLY "NAUNEHAL DIGEST"	P/COPY	35.00	35.00	35.00	35.00	35.00	35.00	35.00
PAPER FOOLSCAPE (27"x17")	QUIRE	47.50	55.00	45.00	27.50	50.00	50.00	46.54
EXERCISE.BOOK LINED 80/100 PGS	EACH	45.00	60.00	45.00	70.00	70.00	70.00	31.54
PENCILGOLDFISH/DEER	EACH	6.00	6.00	6.00	5.00	7.00	7.00	6.00
PEN INK DOLLOR 57 ML BOTTLE	EACH	20.00	20.00	20.00	20.00	25.00	25.00	20.00
PHOTOSTATE PAPER 70 GM	PRT	295.00	365.00	310.00	280.00	350.00	350.00	460.00
BALL PEN (local)	EACH	5.00	7.00	6.00	5.00	8.00	7.00	8.00
FOUNTAIN PEN HERO/WINGS/CHINA	EACH	50.00	47.50	45.00	45.00	50.00	50.00	40.00
PRIVATE SCHOOL FEE ENGLISH MED. AVG.STANDARD (CLASS I)	P/MONTH	1125.00	900.00	800.00	2920.00	875.00	1000.00	761.54
PRIVATE SCHOOL FEE ENGLISH MED. AVG. STANDARD (CLASS V)	P/MONTH	1125.00	1250.00	1000.00	2945.00	1087.50	1400.00	861.54
PRIVATE SCHOOL FEE ENGLISH MED. AVG. STANDARD (CLASS VI)	P/MONTH	1350.00	1350.00	1300.00	2995.00	1125.00	1500.00	1261.54
PRIVATE SCHOOL FEE ENGLISHMED. AVG. STANDARD (CLASS X)	P/MONTH	1425.00	1750.00	1800.00	3150.00	1650.00	1700.00	1723.08
PRIVATE MEDICLLE COLLEGE FEE MBBS (IST YEAR)	P/MONTH	0.00	0.00	0.00	0.00	0.00	0.00	54166.66
PRIVATE ENGINEERING COLLEGE FEE (ISTR YEAR)	P/MONTH	0.00	0.00	0.00	0.00	0.00	0.00	8333.33
GOVT. COLLEGE FEE IST. YEAR	MONTH	50.00	50.00	50.00	50.00	50.00	50.00	45.00
GOVT. COLLEGE FEE 4TH. YEAR	MONTH	60.00	60.00	60.00	60.00	60.00	60.00	75.00
GOVT. UNIVERSITY FEE MSC.	MONTH	183.33	80.00	100.00	110.00	110.00	110.00	1300.00
GOVT. MED. COLLEGE FEE MBBS	MONTH	0.00	0.00	0.00	1289.00	0.00	1050.00	2417.00
GOVT. ENGG. COLL. FEE I YEAR	MONTH	0.00	600.00	0.00	2000.00	0.00	500.00	1480.00
COACHING FEE FOR CLASS IX/X	P/MONTH	1200.00	400.00	1500.00	1500.00	1100.00	500.00	1800.00
COACHING CHARGES FOR CLASS IST YEAR/INTER (SCIENCE)	P/MONTH	1800.00	900.00	2500.00	1750.00	1500.00	700.00	2000.00
COACHING CHARGES FOR CLASS IST YEAR/INTER (COMMERCE)	P/MONTH	1500.00	600.00	1000.00	1500.00	1500.00	600.00	1800.00
I.T. TUITION FEES	P/MONTH	2583.00	1500.00	0.00	2417.00	0.00	2000.00	3000.00
MBA TUITION FEES	P/MONTH	2583.00	0.00	0.00	2750.00	0.00	4585.00	8153.85
BREAD TANDOORI ST. SIZE	EACH	5.00	6.50	6.00	5.00	7.00	6.00	8.31
COOKED MUTTON (AV. HOTEL)	PLATE	120.00	200.00	140.00	95.00	150.00	150.00	126.15
COOKED BEEF (AV. HOTEL)	PLATE	70.00	95.00	100.00	65.00	120.00	70.00	71.54
COOKED DAL (AV. HOTEL)	PLATE	40.00	40.00	40.00	40.00	50.00	52.50	53.08
CHICKEN BIRYANI FULL/DOUBLE	PLATE	145.00	120.00	140.00	110.00	150.00	120.00	153.08
TEA PREPARED (ORDINARY)	CUP	15.00	20.00	15.00	15.00	20.00	20.00	18.62
HAIRCUT CHARGES FOR MEN	P/CUT	65.00	70.00	50.00	95.00	60.00	60.00	66.15
BEAUTY PORL HAIR STYL CHARGE	P/STY.	262.50	200.00	250.00	390.00	300.00	300.00	380.77
SHAVING CHARGES	PER SHV	30.00	50.00	30.00	35.00	30.00	30.00	43.08

Contd.

7.11 Intercity Consumer Prices February, 2015

Description	Unit	Vehari	Sargodha	Mianwali	Bahawal-pur	Bahawal-nagar	R.Y. Khan	Karachi
LIPSTICK S.MISS/MEDORA	EACH	110.00	110.00	110.00	90.00	120.00	120.00	90.00
NAIL POLISH S.MISS/MEDORA	EACH	60.00	110.00	95.00	95.00	60.00	60.00	90.00
PERFUME MED.SIZE MEDORA/BROACH	EACH	200.00	200.00	120.00	200.00	220.00	200.00	186.15
HAIR-OIL AMLA/CHAMBELI	BOTTLE	110.00	110.00	110.00	110.00	110.00	120.00	115.00
TOILET SOAP LUX 95 GRAMS	EACH	40.38	40.38	40.38	40.38	40.38	40.38	40.38
TOILET SOAP LIFEBOUY 140 GRM	EACH	36.00	36.00	36.00	36.00	36.00	36.00	36.00
TOILET SOAP SAFEGUARD BATH SIZE	EACH	50.00	48.00	50.00	50.00	48.00	48.00	46.00
TOOTHPASTE MACKLINES 70 GRM	EACH	50.00	50.00	50.00	50.00	50.00	50.00	50.00
TOOTHPAST MED SIZE CLGATE 70 GMS	EACH	60.67	60.67	60.67	60.67	60.67	60.67	60.67
TOOTHBRUSH SHEILD A/PLAQUE	EACH	47.50	37.50	50.00	25.00	30.00	25.00	35.00
TOOTHPOWDER DENTONIC 90 GRM	EACH	28.00	25.00	25.00	28.00	28.00	28.00	25.00
HAIR-COLOUR BEGIN (6 GMS)	EACH	95.00	95.00	100.00	100.00	100.00	100.00	95.00
HAIR COLOUR (KALAKOLA)	BOTTLE	120.00	130.00	120.00	130.00	120.00	120.00	120.00
FACECREAM PONDS (MEDIUM)	EACH	110.00	110.00	110.00	110.00	110.00	110.00	110.00
TALC POWDER VICE ROAY,B.CAT	EACH	140.00	150.00	120.00	135.00	135.00	150.00	120.00
BLADE TREET ORDINARY 10'S	PKT.	35.00	40.00	30.00	30.00	35.00	30.00	38.00
BLADE 7-O-CLOCK STAIN. 5'S	PKT.	30.00	30.00	35.00	30.00	35.00	30.00	35.00
SHAMPOO SUNSILK/PAINTIN 100 ML	BOTTLE	110.00	110.00	110.00	110.00	110.00	110.00	110.00
BEAUTY CREAM (FAIR & LOVELY)	EACH	155.00	155.00	155.00	155.00	155.00	155.00	99.00
HAIR REMOVING CREAM (EU-CREAM)	TUBE	60.00	60.00	65.00	60.00	65.00	60.00	60.00
GEL MEDIUM SIZE	BOTTLE	60.00	85.00	85.00	100.00	130.00	100.00	60.00
DISPOSABLE RAZOR GILLET-II	EACH	45.00	40.00	45.00	40.00	45.00	42.00	35.00
SHAVING CREAM TOUCH-ME/ADM.	EACH	60.00	60.00	60.00	65.00	65.00	60.00	60.00
GOLD TEZABI 24 CT	10 GM.	40809.00	43780.00	40100.00	41136.00	40895.00	40965.00	41172.00
SILVER TEZABI 24 CT	10 GM.	608.00	673.00	700.00	600.00	630.00	642.00	650.00
ARTIFICIAL JEWELLARY SET	SET	525.00	550.00	900.00	725.00	1000.00	300.00	1261.54
WRIST WATCH GENTS CITIZEN (ORIGINAL) ***	EACH	3500.00	7000.00	4100.00	7200.00	3200.00	3000.00	2000.00
WRIST WATCH LADIES CITIZEN (ORIGINAL) ***	EACH	3500.00	7000.00	4100.00	7000.00	3200.00	3000.00	2000.00
WALL CLOCK QUARTZ AV.QLTY	EACH	525.00	550.00	600.00	1100.00	600.00	500.00	400.00
SUITCASE REXIN (24"x16"x6")	EACH	810.00	1750.00	1000.00	1600.00	1500.00	1200.00	1061.54
TRUNK MEDIUM SIZE ***	EACH	962.50	1800.00	1990.00	1800.00	1400.00	1200.00	1592.31
PURSE LADIES (LEATHER) AVERAGE QUALITY	EACH	512.50	550.00	700.00	1100.00	1200.00	1100.00	1061.54

7.11 Intercity Consumer Prices February, 2015

Description	Unit	Hyder- abad	Nawab- shah	Mirpurkhas	Mithi	Sukkar	Larkana	Dadu
WHEAT	10 KG.	340.00	350.00	325.00	325.00	340.00	312.50	340.00
WHEAT FLOUR FINE/SUPERIOR.	KG.	48.75	42.00	48.00	48.00	40.00	40.00	45.00
WHEAT FLOUR AVG. QLTY	KG.	41.50	40.00	38.00	38.00	38.00	38.00	40.00
WHEAT FLOUR BAG	10 KG.	415.00	420.00	380.00	380.00	375.00	380.00	400.00
MAIDA	KG.	49.25	50.00	48.00	55.00	50.00	47.50	50.00
SUJI	KG.	50.63	60.00	48.00	48.00	55.00	47.50	50.00
BESAN AV. QLTY.	KG.	80.00	80.00	70.00	72.00	80.00	90.00	80.00
RICE BASMATI SUP. QLTY.	KG.	130.00	150.00	125.00	130.00	140.00	140.00	140.00
RICE BASMATI 385/386	KG.	76.88	80.00	60.00	65.00	75.00	75.00	70.00
RICE BASMATI BROKEN AV.QLTY	KG.	77.50	70.00	40.00	45.00	65.00	80.00	55.00
RICE IRRI-6 (SINDH/PUNJAB)	KG.	50.00	40.00	35.00	37.00	47.50	32.00	40.00
VERMICELLI	KG.	80.00	80.00	85.00	85.00	80.00	70.00	70.00
BREAD PLAIN MEDIUM SIZE	EACH	44.00	48.00	45.00	45.00	50.00	40.00	45.00
RUSK (PAPAY)	KG.	160.00	200.00	140.00	150.00	230.00	200.00	240.00
BISCUITS-PACKED	PKT	35.00	35.00	35.00	35.00	35.00	35.00	35.00
BISCUIT-BAKERY (LOOSE)	250 GM	63.75	90.00	50.00	50.00	60.00	100.00	60.00
CORNFLAKS FAUJI 225 GM.	PKT	166.50	225.00	180.00	180.00	176.40	180.00	166.50
SAMOSAS (VEGETABLE)	EACH	10.00	7.00	10.00	8.00	11.00	12.00	15.00
PASTRY AV.QLTY.	EACH	18.00	20.00	15.00	10.00	12.50	37.50	20.00
PATTIES (VEGETABLES)	EACH	10.50	6.00	15.00	10.00	12.50	18.00	10.00
NIMCO	250 GM	52.50	90.00	60.00	60.00	70.00	60.00	50.00
CHIPS	250 GM	70.00	90.00	60.00	60.00	75.00	80.00	60.00
BEEF WITH BONE AV.QLTY.	KG	300.00	350.00	240.00	0.00	290.00	290.00	280.00
MUTTON AV.QLTY.	KG	575.00	550.00	550.00	500.00	535.00	600.00	600.00
CHICKEN FARM BROILER (LIVE)	KG	140.00	160.00	134.00	144.00	154.00	140.00	160.00
FISH-RAHU MEDIUM SIZE	KG	300.00	350.00	275.00	300.00	320.00	275.00	360.00
MILK FRESH (UNBOILED)	LTR.	80.00	80.00	70.00	60.00	75.00	80.00	80.00
CURD	KG.	106.00	100.00	80.00	78.00	90.00	95.00	100.00
MILK TETRA PACK 1/2 LTR.	PKT.	50.00	60.00	60.00	60.00	60.00	60.00	60.00
LACTOGEN 400 GRAMS	PKT.	425.00	415.00	400.00	400.00	425.00	425.00	430.00
POWDER MILK NIDO 400GM.	PKT	350.00	340.00	325.00	325.00	350.00	350.00	350.00
MILK POWDER LOOSE/PACKED	KG.	562.50	560.00	480.00	480.00	480.00	450.00	370.00
BUTTER LOCAL PACKED	50 GM.	25.00	52.00	25.00	25.00	27.50	27.00	30.00
EGGS FARM	DOZ	110.00	100.00	90.00	100.00	102.00	110.00	100.00
MUSTARD OIL AV.QLTY.	KG.	150.00	170.00	130.00	130.00	138.00	200.00	160.00
COOKING OIL (DALDA)	2.5LTR	492.50	520.00	550.00	550.00	515.00	530.00	500.00
COOKING OIL (PAKWAN) OTHER BRAND SPECIFY	2.5 LTR	492.50	490.00	540.00	540.00	515.00	410.00	500.00
VEGETABLE GHEE TIN	2.5KG.	477.50	485.00	530.00	530.00	505.00	520.00	500.00
VEGETABLE GHEE (LOOSE)	KG.	150.00	130.00	150.00	150.00	145.00	130.00	120.00
DATES AV.QLTY.	KG.	152.50	220.00	90.00	80.00	230.00	160.00	200.00
PISTACHIO AV.QLTY.	50 GM.	130.00	100.00	90.00	95.00	150.00	130.00	100.00
ALMONDS WHOLE AV.QLTY.	KG.	575.00	600.00	650.00	660.00	850.00	1200.00	620.00
COCONUT DRY AV.QLTY.	KG.	292.50	220.00	250.00	250.00	280.00	260.00	300.00
RAISINS AV.QLTY.	50 GM.	20.00	25.00	20.00	15.00	27.50	20.00	25.00
GROUNDNUTS (WITH SHELL)	KG.	160.00	130.00	120.00	125.00	240.00	145.00	140.00
MALTA/MOSAMBI	DOZ	105.00	100.00	150.00	145.00	120.00	70.00	150.00
KINNU	DOZ	65.00	50.00	70.00	80.00	60.00	35.00	120.00
APPLE	KG	82.50	120.00	90.00	90.00	115.00	95.00	120.00
ALOO BUKHARA	KG	0.00	0.00	0.00	0.00	0.00	0.00	0.00
POMEGRANATE (ANNAR)	KG	0.00	0.00	0.00	0.00	0.00	0.00	0.00
GRAPES	KG	0.00	0.00	0.00	0.00	0.00	0.00	0.00
BANANAS	DOZ	46.25	50.00	50.00	50.00	45.00	50.00	40.00
MANGO KALMI	KG	0.00	0.00	0.00	0.00	0.00	0.00	0.00
GUAVA	KG	50.00	50.00	50.00	55.00	55.00	42.50	40.00
WATERMELON (TURBOOZ)	KG	0.00	0.00	0.00	0.00	0.00	0.00	0.00
MUSKMELON (KHARBOOZA)	KG	0.00	0.00	0.00	0.00	0.00	0.00	0.00
SWEETMELON (GARMA)	KG	0.00	0.00	0.00	0.00	0.00	0.00	0.00
PULSE MASOOR (WHOLE)	KG.	108.75	100.00	110.00	130.00	130.00	110.00	120.00
PULSE MASOOR (WASHED)	KG.	131.25	120.00	130.00	120.00	140.00	122.50	125.00
PULSE MOONG (WASHED)	KG.	171.88	160.00	176.00	178.00	165.00	165.00	160.00
PULSE MASH (WASHED)	KG.	150.00	160.00	145.00	145.00	150.00	147.50	140.00
PULSE GRAM	KG.	80.63	80.00	80.00	78.00	85.00	75.00	80.00
GRAM WHOLE BLACK AV QLTY.	KG.	72.50	70.00	65.00	60.00	85.00	95.00	70.00
GRAM WHOLE YELLOW AV.QLTY	KG.	112.50	100.00	90.00	100.00	110.00	105.00	100.00
BEANS (LAL LOBIA)	KG.	132.50	100.00	100.00	105.00	155.00	145.00	140.00

Contd.

7.11 Intercity Consumer Prices February, 2015

Description	Unit	Hyder- abad	Nawab- shah	Mirpurkhas	Mithi	Sukkar	Larkana	Dadu
POTATOES	KG	25.63	15.00	15.00	15.00	20.00	20.00	15.00
ONION	KG	18.75	10.00	15.00	15.00	20.00	20.00	12.50
TURNIP	KG	35.00	30.00	30.00	30.00	20.00	17.50	20.00
RADISH	KG	20.63	20.00	20.00	15.00	20.00	17.50	30.00
TOMATOES	KG	45.00	50.00	25.00	25.00	30.00	50.00	40.00
CABBAGE	KG	44.38	35.00	25.00	30.00	30.00	37.50	30.00
CAULIFLOWER	KG	45.00	40.00	30.00	30.00	30.00	27.50	20.00
BRINJAL	KG	0.00	0.00	0.00	0.00	0.00	0.00	0.00
PUMPKIN	KG	0.00	0.00	0.00	0.00	0.00	0.00	0.00
BOTTLEGOURD	KG	0.00	0.00	0.00	0.00	0.00	0.00	0.00
LADY FINGER	KG	0.00	0.00	0.00	0.00	0.00	0.00	0.00
PEAS	KG	43.75	80.00	40.00	50.00	40.00	45.00	40.00
SPINACH	KG	32.50	25.00	20.00	20.00	20.00	12.50	15.00
TINDA	KG	0.00	0.00	0.00	0.00	0.00	0.00	0.00
TURAI	KG	0.00	0.00	0.00	0.00	0.00	0.00	0.00
KARAILA	KG	0.00	0.00	0.00	0.00	0.00	0.00	0.00
ARVI	KG	0.00	0.00	0.00	0.00	0.00	0.00	0.00
CHILLIES GREEN	KG	70.00	65.00	80.00	85.00	60.00	40.00	45.00
CARROT	KG	31.25	40.00	20.00	20.00	20.00	27.50	15.00
COCUMBER (KHEERA)	KG	60.00	65.00	60.00	70.00	50.00	55.00	50.00
LEMON	250GM	35.00	50.00	35.00	45.00	27.50	90.00	30.00
SUGAR REFINED	KG.	52.00	52.00	51.00	51.00	52.00	52.00	52.00
GUR AV.QLTY	KG.	86.25	70.00	65.00	75.00	65.00	70.00	70.00
HONEY LANGANESE 500 GM.	BOTTLE	800.00	800.00	740.00	740.00	750.00	820.00	750.00
MILO 200 GM.	BOTTLE	150.00	170.00	209.00	190.00	206.00	220.00	200.00
CUSTARD POWDER RAFHAN 300 GM.	PKT	75.00	70.00	75.00	75.00	75.00	70.00	75.00
TOFFEE (HILAL)	EACH	1.00	1.00	1.00	1.00	1.00	2.00	1.00
CHOWKELATE CANDY (SMALL SIZE)	EACH	5.00	5.00	5.00	5.00	5.00	5.00	5.00
SWEETMEAT (MIXED)	KG	325.00	350.00	300.00	300.00	380.00	440.00	350.00
ICE CREAM WALLS	CUP.	40.00	40.00	40.00	40.00	40.00	40.00	40.00
ICE	KG	10.00	8.00	10.00	10.00	7.00	15.00	10.00
JAM AHMED/MITCHELLES	BOTTLE	130.00	120.00	120.00	120.00	130.00	120.00	125.00
SQUASH-MITCHELLES	BOTTLE	150.00	140.00	135.00	135.00	150.00	135.00	135.00
ROOH AFZA	BOTTLE	140.00	150.00	140.00	140.00	140.00	140.00	140.00
JAM-E-SHIREEN	BOTTLE	150.00	150.00	145.00	145.00	145.00	140.00	140.00
SAUNF	50 GM	20.00	20.00	12.00	16.00	20.00	20.00	20.00
CINAMON LOOSE AV. QLTY	50 GM.	25.00	35.00	25.00	25.00	20.00	20.00	20.00
CUMINSEED WHITE NATIONAL	50 GM.	52.00	50.00	50.00	50.00	52.00	50.00	54.00
PEPPER BLACK NATIONAL	50 GM.	96.00	96.00	92.00	92.00	96.00	96.00	96.00
CLOVES LOOSE AV.QLTY	50 GM.	89.38	90.00	75.00	85.00	90.00	95.00	90.00
CARDAMOM LARGE LOOSE AV.QLTY	50 GM.	152.50	100.00	150.00	150.00	110.00	120.00	90.00
CARDAMOM SMALL AV.QLTY	50 GM.	98.75	100.00	60.00	65.00	80.00	100.00	80.00
SALT-POWDERED (LAHORI) LOOSE	KG.	10.00	8.00	8.00	10.00	9.00	10.00	10.00
SALT POWDERED (NATIONAL/SHAN)	PKT	25.00	25.00	20.00	20.00	25.00	25.00	25.00
CHILLIES POWD.NATIONAL 200GM	PKT	105.00	105.00	105.00	105.00	105.00	105.00	105.00
CHILLIES POWDER LOOS	KG.	286.25	250.00	240.00	230.00	280.00	240.00	260.00
CORRIANDER SEED POWD.NATIONAL	PKT	88.00	88.00	78.00	78.00	88.00	78.00	104.00
CORRIANDER SEED (LOOSE)	KG.	210.00	220.00	240.00	240.00	220.00	240.00	240.00
TURMERIC POWD.NATIONAL 50GM	PKT.	35.00	35.00	35.00	35.00	35.00	35.00	35.00
CURRY POWD. NATIONAL 200 GM	PKT.	87.00	86.00	86.00	86.00	86.00	86.00	86.00
TOMATO KETCHUP AHMED/MITCHL	BOTTLE	75.00	100.00	85.00	85.00	80.00	80.00	90.00
PICKLES AHMED/MITCHELLES	BOTTLE	105.00	95.00	90.00	90.00	110.00	110.00	125.00
VINEGAR SYNTHETIC (SIRKA)	BOTTLE	50.00	80.00	50.00	55.00	90.00	85.00	85.00
GARLIC	KG	128.75	170.00	120.00	130.00	120.00	125.00	120.00
GINGER	KG	151.25	230.00	180.00	200.00	140.00	165.00	140.00
TAPAL DANEDAR TEA 200GM PACKET	PKT	129.47	126.32	126.32	126.32	126.32	126.32	126.32
TEA LIPTON YELLOW LABEL 200GM.	PKT.	138.95	128.42	128.42	128.42	131.58	128.42	128.42
TEA LOOSE KENYA AV.QLTY 250GM.	PKT.	120.00	120.00	140.00	140.00	130.00	125.00	135.00
COFFEE-NESCAFE 75 GM. **	BOTTLE	300.00	320.00	300.00	300.00	320.00	345.00	360.00
COLD DRINK (STANDARD SIZ)	BOTTLE	25.00	20.00	25.00	25.00	25.00	25.00	25.00
FRUIT JUICE TETRA PACK	PKT.	18.00	15.00	15.00	15.00	15.00	15.00	15.00
MINERAL WATER NESTLE 1.5 LTR	BOTTLE	45.00	50.00	45.00	45.00	45.00	45.00	50.00
CIGARETTES K-2 10'S **	PKT	46.00	46.00	50.00	50.00	45.00	45.00	46.00
CIGARETTES CAPSTAN 10'S **	PKT	50.00	50.00	50.00	50.00	45.00	50.00	48.00
CIGARETTES GOLD LEAF 20'S	PKT	105.00	100.00	100.00	100.00	96.00	97.50	100.00

Contd.

7.11 Intercity Consumer Prices February, 2015

Description	Unit	Hyder- abad	Nawab- shah	Mirpurkhas	Mithi	Sukkar	Larkana	Dadu
CIGARETTES MORVEN GOLD 20'S	PKT	50.00	50.00	50.00	50.00	45.00	50.00	48.00
BETEL LEAVES	50GM.	62.50	70.00	60.00	65.00	70.00	70.00	80.00
BETEL NUTS	KG.	260.00	240.00	260.00	265.00	350.00	230.00	300.00
LONG CLOTH 57" GUL AHMED/AL-KARAM	METER	210.00	300.00	170.00	170.00	230.00	195.00	230.00
SHIRTING AV.QLTY.	METER	130.00	200.00	100.00	100.00	120.00	130.00	130.00
PANT CLOTH W & WEAR AV.QLTY	METER	387.50	450.00	300.00	300.00	450.00	350.00	300.00
LAWN PRINTED GUL AHMED/AL-KARAM	METER	215.00	360.00	215.00	220.00	375.00	333.00	230.00
GEORGETTE AV.QLTY	METER	110.00	225.00	130.00	140.00	150.00	130.00	100.00
LINEN AV.QLTY ***	METER	130.00	150.00	140.00	150.00	140.00	175.00	120.00
HEAVY WT SUITING LAWERNCPUR AVG QLTY	METER	1250.00	1400.00	1400.00	1400.00	1250.00	1100.00	900.00
HEAVY WT SUITING LAWERNCPUR SUP QLTY	METER	2250.00	2300.00	1500.00	1500.00	1500.00	1300.00	1300.00
TROPICAL SUITING LAW.PUR	METER	1100.00	925.00	900.00	900.00	1000.00	900.00	750.00
PANT BOY 24"/26" LENGTH.	EACH	343.75	900.00	300.00	325.00	400.00	325.00	500.00
SHIRT BOY 24"/26" LENGTH	EACH	300.00	800.00	250.00	250.00	400.00	320.00	400.00
SCHOOL UNI. PANT,SHIRT BOYS	SUIT	583.33	900.00	600.00	650.00	600.00	500.00	540.00
SCHOOL UNI. KAMEEZ,SHAL.BOYS	SUIT	583.33	800.00	500.00	500.00	600.00	520.00	475.00
SCHOOL UNI. KAMEEZ,SHAL.GIRL	SUIT	500.00	900.00	650.00	680.00	600.00	520.00	540.00
FROCK W/WEAR GIRLS	EACH	983.33	850.00	550.00	400.00	900.00	480.00	630.00
AWAMI-SUIT W & W(BOY) 24"/26	SUIT	600.00	850.00	700.00	700.00	900.00	570.00	685.00
AWAMI-SUIT W&W (GENTS)AV.QLTY	SUIT	1000.00	1200.00	1000.00	800.00	1000.00	820.00	960.00
PULLOVER GENTS OXFORD/BON.	EACH	2410.00	2800.00	2000.00	2000.00	2200.00	2085.00	2800.00
PULLOVER LADIES OXFORD/BON.	EACH	2310.00	2500.00	1800.00	1800.00	2000.00	1800.00	2400.00
PULLOVER (GENTS) OTHERS A.QTY	EACH	900.00	1500.00	600.00	700.00	800.00	700.00	600.00
SECOND-HAND COAT FOR MEN	EACH	300.00	350.00	400.00	525.00	400.00	400.00	300.00
SECONDHAND SWEETER FOR MEN DUP QLTY	EACH	140.00	300.00	300.00	325.00	225.00	290.00	200.00
SECONDHAND WINTER JACKET	EACH	225.00	450.00	280.00	260.00	400.00	425.00	250.00
UNDERWEAR AV.QLTY MEDIUM SIZE	EACH	76.88	150.00	70.00	70.00	110.00	140.00	60.00
VEST FOR MEN AV.QLTY.	EACH	95.00	100.00	60.00	60.00	100.00	95.00	100.00
VEST/SHAMEEZ (WOMEN) AVG. QLTY	EACH	80.00	350.00	60.00	65.00	120.00	140.00	140.00
SOCKS NYLON (PAKISTANI)	PAIR	60.00	100.00	50.00	50.00	90.00	82.50	50.00
BRASSIER AV.QLTY.	EACH	106.25	250.00	125.00	80.00	135.00	180.00	100.00
BRASSIER SUP QLTY	EACH	195.00	400.00	300.00	300.00	300.00	280.00	200.00
DOPATTA GEORGETTE AV.QLTY.	EACH	200.00	350.00	300.00	300.00	225.00	300.00	250.00
DOPATTA COTTON AV QLTY	EACH	150.00	300.00	190.00	200.00	175.00	220.00	200.00
CHADDAR (W/WEAR) (2x2.5 MTR)	EACH	312.50	1000.00	350.00	300.00	275.00	520.00	350.00
LUNGI/DHOTI(COTTON) AVG. QLTY	EACH	287.50	300.00	350.00	310.00	250.00	480.00	250.00
HANDKERCHIEF AVG. QLTY PAK	EACH	27.50	60.00	40.00	40.00	50.00	50.00	45.00
HANDKERCHIEF SUP. QLTY PAK	EACH	60.00	120.00	65.00	60.00	77.50	75.00	120.00
GLOVES AV QLTY	PAIR	60.00	80.00	70.00	60.00	90.00	55.00	100.00
AZARBAND COTTON AVG. QLTY	EACH	11.00	25.00	10.00	8.00	20.00	22.50	15.00
SEWING THREAD/REEL(ASLI PARI)	EACH	6.00	7.00	5.00	5.00	7.00	7.00	7.00
WASHING CHARGES PAINT & SHIRT	SUIT	90.00	50.00	60.00	50.00	55.00	60.00	40.00
DRY CLEANING SUIT COAT PANT	SUIT	246.67	150.00	200.00	200.00	250.00	270.00	160.00
WASHING CH. (KAMIZ-SHALWAR)	PAIR	56.25	80.00	50.00	50.00	50.00	50.00	30.00
TAILORING SHIRT	EACH	325.00	350.00	200.00	250.00	400.00	350.00	200.00
TAILORING CHARGES PANT (MEN)	EACH	525.00	500.00	250.00	250.00	600.00	500.00	300.00
TAILORING COAT-PANT SUIT	SUIT	3450.00	4000.00	3000.00	3000.00	4000.00	3200.00	3200.00
TAILORING AWAMI-SUIT (MALE)	SUIT	475.00	600.00	350.00	300.00	550.00	575.00	475.00
TAILORING SUIT FEMALE	SUIT	287.50	500.00	350.00	300.00	550.00	575.00	250.00
GENTS SHOES PAUL BATA	PAIR	1199.00	1199.00	1199.00	1199.00	1199.00	1199.00	1199.00
GENTS SANDAL BATA	PAIR	699.00	699.00	699.00	699.00	699.00	699.00	699.00
GENTS SPOUNG CHAPPAL BATA	PAIR	179.00	179.00	179.00	179.00	179.00	179.00	179.00
LADIES SANDAL BATA	PAIR	499.00	499.00	499.00	499.00	499.00	499.00	499.00
LADIES SPOUNG CHAPPAL BATA	PAIR	179.00	179.00	179.00	179.00	179.00	179.00	179.00
CHILD SHOE POWER LITE BATA	PAIR	599.00	599.00	599.00	599.00	599.00	599.00	599.00
GENTS SHOE, ART 1109 SERVICE	PAIR	999.00	999.00	999.00	999.00	999.00	999.00	999.00
NYLON JOGGER 27 SIZE 2-5 ***	PAIR	1299.00	1299.00	1299.00	1299.00	1299.00	1299.00	1299.00
CHINA FOOT WEAR AV. QLTY (MALE) *	PAIR	550.00	600.00	450.00	400.00	500.00	750.00	800.00
CHINA FOOT WEAR AV. QLTY (FEMALE) *	PAIR	400.00	400.00	250.00	240.00	425.00	300.00	450.00
CHINA FOOT WEAR AV. QLTY (CHILDREN) *	PAIR	400.00	380.00	200.00	220.00	425.00	300.00	591.00
SHOE REPAIR HALF SOLE	PAIR	80.00	80.00	70.00	50.00	65.00	150.00	50.00
SHOES POLISH CHARGES AVERAGE SHOP	PAIR	11.00	20.00	12.50	10.00	15.00	20.00	10.00
HOUSE RENT (combined)	MONTH	5475.00	3500.00	4604.00	3159.00	5438.00	3934.00	3193.00
rent 2	pm	5475.00	3500.00	4604.00	3159.00	5438.00	3934.00	3193.00
RENT3	PM	5475.00	3500.00	4604.00	3159.00	5438.00	3934.00	3193.00

Contd.

7.11 Intercity Consumer Prices February, 2015

Description	Unit	Hyder- abad	Nawab- shah	Mirpurkhas	Mithi	Sukkar	Larkana	Dadu
RENT4	PM	5475.00	3500.00	4604.00	3159.00	5438.00	3934.00	3193.00
RENT5	PM	5475.00	3500.00	4604.00	3159.00	5438.00	3934.00	3193.00
RENT6	PM	5475.00	3500.00	4604.00	3159.00	5438.00	3934.00	3193.00
SYNTHETIC ENEMAL ROBIALAC BALTI 3.64 LTR.	EACH	1609.50	1580.00	1850.00	1850.00	1900.00	2100.00	1450.00
SYNTHETIC ENEMAL ICI BALTI 3.64 LTR.	EACH	2070.00	1890.00	1850.00	1850.00	1900.00	2100.00	1450.00
CEMENT (LOCAL) SPECIFY BRAND NAME	BAG	535.00	535.00	550.00	550.00	550.00	540.00	540.00
BRICKS (NEW) 1ST CLASS	P/1000	5000.00	5500.00	4000.00	5000.00	5000.00	4750.00	3850.00
CEMENT BLOCKS (6"x8"x12")	P/100	0.00	0.00	0.00	0.00	0.00	0.00	0.00
BAJREE	100CFT	2862.50	2200.00	2800.00	4600.00	2650.00	3950.00	2500.00
SAND (BLACK PIT SAND)	K100CFT	0.00	2000.00	0.00	2000.00	1500.00	1150.00	2000.00
TIMBER SHESHAM LOG 1ST QUALITY	cubmt.	38845.00	0.00	0.00	0.00	37044.00	42377.00	55500.00
IRON BAR (M.S. BAR) 1/2"	P/TON	76000.00	75000.00	75000.00	76000.00	75000.00	75500.00	75000.00
CARPANTER WAGE RATE	P/DAY	800.00	900.00	700.00	600.00	750.00	800.00	600.00
MASON (RAJ) WAGE RATE	P/DAY	800.00	1000.00	700.00	600.00	750.00	800.00	800.00
UNSKILLED LABOUR WAGE RATE	P/DAY	500.00	450.00	400.00	400.00	375.00	400.00	350.00
PLUMBER WAGE RSTE	P/DAY	800.00	800.00	700.00	600.00	750.00	600.00	450.00
ELECTICIAN WAGE RATE PER DAY	** P/DAY	700.00	700.00	0.00	0.00	0.00	600.00	400.00
ELECTICIAN WAGE RATE PER POINT	** P/PNT	90.00	160.00	100.00	75.00	87.50	120.00	60.00
WATER CHARGES PER HOUSE	P/MONTH	191.00	40.00	40.00	200.00	57.50	150.00	35.00
ELECT.CHARGES UPTO 50 UNITS	P/UNIT	2.00	2.00	2.00	2.00	2.00	2.00	2.00
ELECT.CHARGES 01 - 100 UNIT	P/UNIT	5.79	5.79	5.79	5.79	5.79	5.79	5.79
ELECT.CHARGES 101 - 300 UNIT	P/UNIT	9.90	9.90	9.90	9.90	9.90	9.90	9.90
ELECT.CHARGES 301 - 1000 UNIT	P/UNIT	15.63	15.63	15.63	15.63	15.63	15.63	15.63
ELECT.CHARGES ABOVE 1000 UNIT	P/UNIT	17.71	17.71	17.71	17.71	17.71	17.71	17.71
ELEC	PM	10.21	10.21	10.21	10.21	10.21	10.21	10.21
GAS CHRNG upto 3.3719 MMBUT	MMBTU	124.18	124.18	124.18	0.00	124.18	124.18	124.18
GAS CHRNG 3.3719 - 6.7438 MMBUT	MMBTU	248.37	248.37	248.37	0.00	248.37	248.37	248.37
GAS CHRNG 6.7438 - 10.1157 MMBUT	MMBTU	248.37	248.37	248.37	0.00	248.37	248.37	248.37
GAS CHRNG10.1157 - 13.4876 MMBUT	MMBTU	620.91	620.91	620.91	0.00	620.91	620.91	620.91
GAS	PM	620.91	620.91	620.91	0.00	620.91	620.91	620.91
GAS	PM	372.55	372.55	372.55	0.00	372.55	372.55	372.55
KEROSENE OIL	LTR	90.00	125.00	75.00	77.00	82.00	90.00	105.00
FIREWOOD WHOLE	40 KG.	425.00	400.00	400.00	350.00	400.00	400.00	400.00
CHAIR SHESHAM WOOD WITH ARMS	** EACH	900.00	2000.00	1000.00	1100.00	1750.00	2450.00	1250.00
CHAIR PLASTIC (CHAIRMAN) AVERAGE QUALITY	EACH	650.00	800.00	500.00	650.00	700.00	850.00	800.00
TABLE SHESHAM WOOD (4X2X5")	*** EACH	3616.67	6000.00	2600.00	2800.00	4500.00	7700.00	5500.00
SOFASET WOODEN WITH FOAM SEAT	** SET	11166.67	18000.00	12000.00	12000.00	12500.00	15000.00	20000.00
COT IRON (WITH NIWAR)AV.QLTY.	EACH	1500.00	2500.00	2000.00	2000.00	2250.00	3100.00	2600.00
ALMIRAH (STEEL) 6'X3' 20 GUAGE	EACH	6416.67	10000.00	6500.00	7000.00	12000.00	9600.00	14000.00
DINNING TABLE 6 CHAIRS A.QLTY	SET	13500.00	21000.00	11000.00	11000.00	19500.00	17000.00	25000.00
SINGLE BED WITHOUT FOAM MED.	EACH	5533.33	6800.00	3500.00	3800.00	8000.00	5000.00	6500.00
MATRESS SINGLE(4"THICK)	EACH	4750.00	4800.00	6100.00	6100.00	4500.00	4900.00	6100.00
FARSHI DARI 12'X9" AV.QLTY	EACH	866.67	1450.00	800.00	800.00	900.00	1300.00	800.00
DARI COTTON (6'x2 1/2) AV.QL	EACH	323.33	700.00	400.00	500.00	350.00	575.00	300.00
CARPET PLAIN AV. QLTY	SQFT.	36.00	38.00	35.00	40.00	32.50	90.00	22.00
QUILT (LIHAF) 3 KG. COTTON	EACH	512.50	900.00	600.00	700.00	900.00	780.00	600.00
BLANKET (90" x 54")	EACH	2500.00	4000.00	2000.00	2200.00	3750.00	3100.00	3500.00
BEDSHEET SINGLE BED SUP.QLTY	EACH	316.67	700.00	400.00	400.00	500.00	850.00	600.00
BED SHEET DOUBLE WITH TWO PILLOW COVERS SUP QLTY	SET	525.00	1300.00	600.00	600.00	900.00	1250.00	1100.00
TOWEL(3'x2') AV. QALTY	EACH	180.00	300.00	100.00	110.00	237.50	235.00	150.00
CEILING FAN 48" SUPER QLTY	** EACH	2480.00	3000.00	2500.00	2500.00	2850.00	3600.00	2500.00
PEDESTAL FAN 22" SUPER QLTY	EACH	3700.00	3800.00	4000.00	4000.00	3850.00	4600.00	3600.00
REFG. DAWLENCE 10 CFT. D.DOOR	EACH	30400.00	27500.00	27000.00	27300.00	32500.00	32000.00	28500.00
D-FREEZER WAVES 8 CFT.	EACH	27900.00	28000.00	28900.00	29000.00	30000.00	33000.00	25000.00
AIRCONDITIONER 1.5 TON PEL	EACH	41800.00	41000.00	41800.00	41800.00	52000.00	47000.00	55000.00
SPLIT AIR CONDITIONER 1.5 TON (SPECIFY BRAND NAME)	EACH	40000.00	45000.00	46000.00	46500.00	41000.00	43500.00	43000.00
AIRCOOLER SUPER ASIA	EACH	8500.00	9000.00	10000.00	9000.00	12300.00	12000.00	11000.00
WASHING MACHINE SINGER	EACH	15600.00	14700.00	15600.00	15600.00	15900.00	15600.00	14700.00
SEWING MACHINE(SINGER)	EACH	5895.00	5200.00	5860.00	5860.00	5860.00	5860.00	5200.00
GIZER LARGE SIZE 30 GALLON CAPACITY SUP QLTY	EACH	22100.00	20000.00	15500.00	15600.00	16000.00	15600.00	14000.00
GAS BURNER DOUBLE SPFY.BRAND	EACH	1500.00	1800.00	1400.00	1500.00	1900.00	1650.00	2000.00
ELECT. IRON PHILIPS MDL.1120	EACH	1700.00	1600.00	1200.00	1500.00	1700.00	2100.00	2000.00
ELECTRIC JUICER FOR APPLE	EACH	3600.00	6000.00	3000.00	3000.00	1700.00	5000.00	3500.00
S.STEEL DEGHCHI MEDIUM SIZE	*** EACH	450.00	700.00	480.00	490.00	600.00	500.00	500.00
ALUMINIUM COOKING PAN (DEGCHI) MED SIZE	EACH	450.00	360.00	370.00	380.00	450.00	460.00	450.00

Contd.

7.11 Intercity Consumer Prices February, 2015

Description	Unit	Hyder- abad	Nawab- shah	Mirpurkhas	Mithi	Sukkar	Larkana	Dadu
NON STICK COOKING PAN (DEGCHI) SUP. QLTY	EACH	500.00	1000.00	550.00	560.00	550.00	560.00	900.00
FRYING PAN STEEL AVG. QLTY MED. SIZE	EACH	200.00	350.00	260.00	260.00	300.00	445.00	190.00
TAWA IORN (MEDIUM SIZE) AVG. QLTY	EACH	218.75	350.00	250.00	250.00	300.00	400.00	190.00
S.STEEL PLATE A.QLTY.(M.SIZE)	EACH	40.63	80.00	55.00	60.00	70.00	120.00	80.00
TABLE SPOON S.STEEL SUP.QLTY.	DOZEN	250.00	320.00	250.00	280.00	350.00	500.00	250.00
WATER SET JUG+6 GLASSES (OMROC)	SET	350.00	480.00	350.00	370.00	550.00	370.00	600.00
TEA SET PAK. CHINAWARE 21 PCS.	SET	950.00	1700.00	1250.00	1450.00	1750.00	1450.00	2000.00
DINNER SET PLASTIC 72 PIECES SUPERIOR QLTY	SET	3000.00	5000.00	2600.00	2200.00	6250.00	2800.00	6200.00
HOTPOT SET PLASTIC 3 PCS.	SET	1012.50	1200.00	1000.00	1000.00	1500.00	1450.00	1200.00
BUCKET(BALTI) PLASTIC MED.SIZ	EACH	270.00	700.00	280.00	275.00	300.00	450.00	300.00
LOTA PLASTIC (MED SIZE) AVERAGE QUALITY	EACH	50.00	60.00	50.00	50.00	67.50	55.00	50.00
PRESURE COOKER 4 LTR.	EACH	900.00	1800.00	850.00	900.00	1500.00	1000.00	1300.00
WATER COOLER 9/10 LTR.PLASTIC ***	EACH	400.00	800.00	500.00	525.00	600.00	500.00	500.00
THERMOS STARVAC 1 LTR	EACH	300.00	550.00	350.00	350.00	650.00	460.00	500.00
BULB PHILIPS 100-WATTS	EACH	30.00	32.00	30.00	30.00	30.00	30.00	35.00
TUBE LIGHT PHILIPS 40 WATTS	EACH	100.00	110.00	110.00	110.00	97.50	95.00	120.00
ELECTRIC BLUBS "0" WATTE LOCAL	EACH	25.00	25.00	20.00	20.00	22.00	20.00	20.00
ELECTRIC BLUB ENERGY SAVER 14 WATTS	EACH	160.00	160.00	110.00	110.00	155.00	175.00	120.00
WASHING SOAP 250 GMS SPECIFY BRAND NAME	EACH	30.00	35.00	27.00	25.00	30.00	35.00	30.00
SURF EXCEL 400 GMS POLY BAG	EACH	125.00	125.00	125.00	125.00	125.00	125.00	125.00
WASHING POWDER 1000 GRM	EACH	185.00	175.00	175.00	175.00	185.00	185.00	185.00
WASHING POWDER (WHEEL/ BONUS) 100 GRAMS	EACH	95.00	90.00	85.00	85.00	95.00	85.00	90.00
CLEANSER POWDER VIM 1000 GM	PKT.	72.22	72.22	66.67	66.67	72.22	66.67	66.67
FINIS 500 ML	BOTTLE	225.00	200.00	125.00	125.00	180.00	165.00	180.00
PHNYLE TYPHONE/FINIS/CARRANITE 3 LITRES	BOTTLE	120.00	150.00	110.00	110.00	130.00	120.00	140.00
HARPIC	BOTTLE	135.00	125.00	125.00	125.00	135.00	135.00	125.00
BOOT POLISH CHERRY/KIWI 50ML	EACH	111.11	100.00	80.00	80.00	100.00	100.00	100.00
ROBIN BLUE (35 GRAMS)	PKT.	25.67	35.00	30.00	30.00	30.00	30.00	45.00
TISSU PAPER PERFUMED 100 PCS.	PKT	110.00	100.00	90.00	90.00	100.00	100.00	95.00
TOILET PAPER ROLL (R.PETEL)	P/ROLL	32.00	40.00	35.00	35.00	35.00	35.00	30.00
BOOT POLISH LIQUID CHEERY BLOSSOM KIWI 75 ML	BOTTLE	135.00	120.00	120.00	120.00	120.00	120.00	130.00
MATCH BOX SMALL	EACH	2.00	2.00	2.00	2.00	2.00	2.00	2.00
DRY CELL 1.5 VOLT(LOCAL)	EACH	15.00	25.00	20.00	20.00	25.00	20.00	25.00
HAND STITCHING NEEDLE M.SIZE	PACKET	6.00	8.00	5.00	5.00	10.00	9.00	6.00
SEWING MACHINE NEEDLE (SINGER)	EACH	6.00	8.00	5.00	5.00	8.00	7.00	5.00
HOUSEHOLD SERVANT FEMALE P/T	P/MNTH	950.00	2000.00	600.00	800.00	1500.00	1250.00	1500.00
MARRIAGE HALL WITH FURNITURE	P/HEAD	95.63	70.00	90.00	60.00	100.00	150.00	60.00
SEPTRAN TABLETS	10TAB.	15.00	15.00	15.00	15.00	15.00	15.00	15.00
BRUFEN TABS 200-MG.	10TAB.	10.00	10.00	10.00	10.00	10.00	10.00	10.00
PANADOL TAB. EXTRA/PLAIN	10TAB.	10.00	10.00	10.00	10.00	10.00	10.00	10.00
DISPRIN TAB.	10TAB.	10.00	10.00	10.00	10.00	10.00	10.00	10.00
TRISIL TAB.	10 TAB	10.00	10.00	10.00	10.00	10.00	10.00	10.00
FLAGYL TAB. 200 MG.	10TAB.	10.00	10.00	10.00	10.00	10.00	10.00	10.00
VENTOLIN TAB. 2MG.	10TAB.	9.00	9.00	9.00	9.00	9.00	9.00	9.00
DAONIL TAB. 5 MG.	10TAB.	17.00	17.00	17.00	17.00	17.00	17.00	17.00
ENTOX TAB.	10TAB.	10.00	10.00	10.00	10.00	10.00	10.00	10.00
RENITEC TAB. 5 MG.	10TAB.	59.00	59.00	59.00	59.00	59.00	59.00	59.00
CAC. 1000 TAB	BOTTLE	122.00	122.00	122.00	122.00	122.00	122.00	122.00
AMOXIL CAPSOLE 250 MG.S	10CAP.	36.00	36.00	36.00	36.00	36.00	36.00	36.00
CALCIUM SYRUP SANDOZ	BOTTLE	64.00	64.00	64.00	64.00	64.00	64.00	64.00
LEDERPLEX SYRUP	BOTTLE	35.00	35.00	35.00	35.00	35.00	35.00	35.00
SANCOS SYRUP (50 ML.)	BOTTLE	30.00	30.00	30.00	30.00	30.00	30.00	30.00
PHENERGAN SYRUP 120 ML.	BOTTLE	33.00	33.00	33.00	33.00	33.00	33.00	33.00
CALPOL SYRUP 60 ML.	BOTTLE	28.00	28.00	28.00	28.00	28.00	28.00	28.00
HYDRYLLIN SYRUP 120 ML.	BOTTLE	65.00	65.00	65.00	65.00	65.00	65.00	65.00
POLYFAX EYE OINTMENT	TUBE	21.00	21.00	21.00	21.00	21.00	21.00	21.00
BETNESOL EYE DROPS	BOTTLE	33.89	33.89	33.89	33.89	33.89	33.89	33.89
EAR DROPS (CARDISPORINE) ***	BOTTLE	21.00	21.00	21.00	21.00	21.00	21.00	21.00
BETNOVATE-N OINTMENT 5 GMS	TUBE	16.00	16.00	16.00	16.00	16.00	16.00	16.00
BURNOL CREAM 30 GRM	TUBE	16.00	16.00	16.00	16.00	16.00	16.00	16.00
VICKS VAPORUB/BALM	BOTTLE	36.00	36.00	36.00	36.00	36.00	36.00	36.00
GLYCRINE SMALL BOTTLE	BOTTLE	25.00	25.00	20.00	15.00	15.00	15.00	27.50
JOUHAR JOSHANDA	PKT.	8.00	6.00	6.00	6.00	8.00	6.00	6.00
GALXOS-D (450 GRMS)	PKT.	157.50	151.88	151.88	151.88	157.50	157.50	151.88
GRIFE-WATER WOODWARDS	BOTTLE	50.00	50.00	50.00	50.00	55.00	50.00	55.00

Contd.

7.11 Intercity Consumer Prices February, 2015

Description	Unit	Hyder- abad	Nawab- shah	Mirpurkhas	Mithi	Sukkar	Larkana	Dadu
SANIPLAST ONE PUTTY	EACH	2.00	2.00	1.00	1.00	2.00	2.00	2.00
O.R.S. (NIMCOL)	PKT.	15.00	15.00	15.00	15.00	15.00	15.00	15.00
DETTOL (MEDIUM)	BOTTLE	46.80	46.80	46.80	46.80	46.80	46.80	46.80
COTTON BANDAGE 2" - 4"	EACH	6.00	8.00	15.00	15.00	12.50	15.00	10.00
THERMOMETER CHINA	EACH	30.00	40.00	40.00	35.00	40.00	35.00	50.00
DOCTOR (MBBS) CLINIC FEE	P/PAT.	100.00	200.00	100.00	100.00	100.00	300.00	150.00
URINE TEST (DR) CHARGES	P/TEST	90.00	140.00	70.00	70.00	170.00	100.00	50.00
BLOOD TEST (CP) CHARGES	P/TEST	212.50	300.00	200.00	200.00	290.00	200.00	200.00
SUGAR TEST (RANDOM/FASTING BOTH) CHARGES	P/TEST	160.00	240.00	200.00	200.00	200.00	240.00	120.00
ECG CHARGES	P/TEST	213.13	350.00	200.00	200.00	350.00	200.00	200.00
X-RAY (CHEST) CHARGES	P/X-RAY	209.38	400.00	200.00	200.00	300.00	350.00	200.00
CAR SUZUKI 800 CC (W/O. A/C)	EACH	625000.00	625000.00	625000.00	0.00	625000.00	632000.00	0.00
CAR SUZUKI 1000 CC	EACH	1034000.00	1044000.00	1044000.00	0.00	0.00	0.00	0.00
CAR TOYOTA 1300 CC	EACH	1561500.00	1568000.00	0.00	0.00	0.00	0.00	0.00
CAR HONDA CIVIC	EACH	0.00	2033000.00	0.00	0.00	0.00	0.00	0.00
MOTORCYCLE HONDA CD-70.	EACH	69900.00	69000.00	68000.00	68500.00	70000.00	70000.00	69000.00
MOTORCYCLE YAMAHA 100CC.	EACH	79300.00	79300.00	0.00	0.00	78500.00	79300.00	0.00
MOTOR CYCLE HERO 70 CC	EACH	43000.00	44000.00	44500.00	0.00	43000.00	42500.00	0.00
BICYCLE WITH TYRES & TUBES	EACH	7550.00	9300.00	7500.00	7900.00	7600.00	7900.00	7000.00
TYRE CAR WITH TUBE GENERAL	EACH	2800.00	3800.00	3300.00	3400.00	3200.00	3800.00	4000.00
TYRE MOTOR CYCLE WITHOUT TUBE	EACH	950.00	1210.00	1250.00	1280.00	1200.00	1300.00	1300.00
TYRE CYCLE SPECIFY BRAND NAME	EACH	325.00	400.00	400.00	415.00	350.00	415.00	420.00
TYRE CAR W/O TUBE	EACH	2700.00	3200.00	3200.00	3200.00	2700.00	3200.00	3600.00
PETROL SUPER	LITRE	70.29	70.29	70.29	70.29	70.29	70.29	70.29
HIGH SPEED DIESEL HSD	LITRE	80.61	80.61	80.61	80.61	80.61	80.61	80.61
CNG	K.G.	71.50	0.00	71.50	0.00	71.50	71.50	71.50
GAS CYLINDER STAND. SIZE	EACH	1100.00	1100.00	1450.00	1500.00	1100.00	1320.00	1540.00
MOTOR CYCLE SERVICE CHARGES	EACH	250.00	250.00	250.00	250.00	250.00	350.00	250.00
CAR SERVICE CHARGES	EACH	350.00	500.00	300.00	300.00	350.00	550.00	400.00
TYRE PUNCTURE CHARGES	EACH	60.00	70.00	60.00	50.00	70.00	75.00	80.00
CYCLE OVERHAULING CHARGES	EACH	250.00	275.00	200.00	200.00	200.00	300.00	200.00
CAR TAX FOR 800CC TO 1300CC	YEARLY	1750.00	1750.00	1750.00	1750.00	1750.00	1750.00	1750.00
TRAIN FARE ECO. 1-100 KM.	P/KM.	0.68	0.68	0.68	0.00	0.68	0.68	0.68
TRAIN FARE ECO. 101-500 KM.	P/KM.	0.98	0.98	0.98	0.00	0.98	0.98	0.98
TRAIN FARE ECO. > 500 KM.	P/KM.	0.89	0.89	0.89	0.00	0.89	0.89	0.89
TRAIN FARE IST SLP. 1-100KM	P/KM.	2.10	2.10	2.10	0.00	2.10	2.10	2.10
TRAIN FARE IST SLP.101-500 KM	P/KM.	2.59	2.59	2.59	0.00	2.59	2.59	2.59
TRAIN FARE IST SLP. > 500 KM	P/KM.	1.99	1.99	1.99	0.00	1.99	1.99	1.99
TRAIN FARE A/C SLP. 1-100KM.	P/KM.	5.76	5.76	5.76	0.00	5.76	5.76	5.76
TRAIN FARE A/C SLP.101-500KM	P/KM.	4.59	4.73	4.59	0.00	4.59	4.59	4.59
TRAIN FARE A/C SLP > 500KM.	P/KM.	4.16	4.16	4.16	0.00	4.16	4.16	4.16
PLATEFORM TICKET	EACH	10.00	10.00	10.00	0.00	10.00	10.00	10.00
AUTO RICKSHAW FARES	KM/MIN	40.00	80.00	60.00	90.00	80.00	50.00	40.00
FULL TONGA CHARGES	KM/MIN	60.00	35.00	40.00	0.00	80.00	65.00	0.00
TAXI 4 SEATER FARE	KM/MIN	60.00	100.00	90.00	90.00	80.00	60.00	60.00
BUS FARE MIN (WITHIN CITY)	TICKET	10.00	0.00	10.00	0.00	0.00	0.00	0.00
BUS FARE MAX (WITHIN CIT	TICKET	15.00	0.00	15.00	0.00	0.00	0.00	0.00
BUS FARE OUTSIDE CITY	P/KM.	0.88	0.88	0.88	0.88	0.88	0.88	0.88
A/C BUS FARE OUTSIDE CITY	P/KM.	1.50	1.50	1.50	1.50	1.50	1.50	1.50
MINIBUS FARE MIN.WITH IN CITY	TICKET	10.00	0.00	0.00	0.00	0.00	0.00	0.00
MINIBUS FARE MAX.WITH IN CITY	TICKET	16.00	0.00	0.00	0.00	0.00	0.00	0.00
SUZUKI FARE MIN.WITH IN CITY	TICKET	10.00	0.00	10.00	0.00	7.00	10.00	0.00
SUZUKI FARE MAXIMUM W.IN CITY	TICKET	15.00	0.00	10.00	0.00	15.00	10.00	0.00
AIR FARE ECONOMY CLASS.	P/KM.	19.26	19.26	0.00	0.00	19.26	19.26	0.00
POSTAL ENVELOPE DOMESTIC	EACH	8.00	8.00	8.00	8.00	8.00	8.00	8.00
ENVELOPE FOR SAUDI ARABIA	EACH	50.00	50.00	50.00	50.00	50.00	50.00	45.00
POSTAL REGISTRATION CHARGES	EACH	28.00	28.00	28.00	28.00	28.00	28.00	28.00
U.M.S. REG CHARGES MIN.	EACH	59.00	58.00	58.00	58.00	59.00	58.00	58.00
T.C.S. CH. MIN.WITH IN ZONE	EACH	110.00	110.00	110.00	110.00	110.00	110.00	110.00
TELEPHONE CHARGES LOCAL CALL	P/CALL	3.94	3.94	3.94	3.94	3.94	3.94	3.94
TEL CHARGES OUT SIDE CITY	P/CALL	3.94	3.94	3.94	3.94	3.94	3.94	3.94
INTERNET CHARGES	P/HOUR	25.00	30.00	20.00	20.00	30.00	20.00	30.00
MOBILE CELL CHARGES	P/UNIT	3.00	3.06	3.00	3.00	3.00	3.50	3.06
FAX CHARGES (LOCAL)	P/PAGE	20.00	15.00	15.00	20.00	20.00	20.00	20.00
TELEPHONE SET AV. QLTY	EACH	500.00	500.00	600.00	650.00	575.00	875.00	550.00

Contd.

7.11 Intercity Consumer Prices February, 2015

Description	Unit	Hyder- abad	Nawab- shah	Mirpurkhas	Mithi	Sukkar	Larkana	Dadu
MOBILE SET NOKIA/SONY/ERICSON/SAMSUNG WITHOUT CAMERA	EACH	2200.00	2500.00	2250.00	2300.00	2700.00	3200.00	2400.00
T.V. 20" COLORED WEGA H-A21.	EACH	17300.00	18000.00	18000.00	18000.00	17500.00	20500.00	17000.00
T.V 20" COLOR CHINA/KORIA)	EACH	10750.00	11000.00	10000.00	10000.00	12000.00	9000.00	11000.00
V.C.P. PANASONIC/LG/NAT	EACH	5000.00	5000.00	6000.00	6000.00	5600.00	4800.00	4500.00
DVD/VCD PLAYER PANASONIC/LG	EACH	3500.00	5000.00	3500.00	3000.00	4500.00	3000.00	2750.00
RADIO WITH C.PLAYER NATIONAL	EACH	3500.00	3500.00	1500.00	1500.00	2000.00	2900.00	2000.00
PERSONNEL COMPUTER (BRANDED)	EACH	31200.00	58000.00	46000.00	46000.00	45000.00	45000.00	27000.00
VID. CASSETTE BLK. TDK/SONY	EACH	120.00	200.00	120.00	120.00	140.00	170.00	160.00
COM. C.D. (TDK/IMATION)	EACH	80.00	60.00	50.00	55.00	50.00	55.00	40.00
TAPE RECORDER CASSETTE BLANK	EACH	60.00	50.00	50.00	55.00	50.00	55.00	50.00
VIDEO GAME SEGA 16 BYTE	EACH	1000.00	1100.00	1800.00	0.00	1200.00	1500.00	1150.00
CINEMA A/C. HIGH CLASS	TICKET	60.00	0.00	30.00	0.00	0.00	0.00	0.00
CINEMA NON-A/C HIGH CLASS	TICKET	40.00	50.00	20.00	0.00	0.00	60.00	20.00
CABLE CHARGES	PER MONT	300.00	250.00	300.00	200.00	300.00	375.00	300.00
TV.LICENCE FEE DOMESTIC	YEARLY	420.00	420.00	420.00	420.00	420.00	420.00	420.00
ENGLISH BOOK CLASS V1	EACH	35.10	35.10	35.10	35.10	35.10	35.10	35.10
ENGLISH BOOK CLASS IX OR X	EACH	40.30	40.30	40.30	40.30	40.30	40.30	40.30
ENG. BOOK IST.YR COMPLETE SET	EACH	118.15	118.15	118.15	118.15	118.15	118.15	118.15
ENGLISH BOOK BA/B.SC	EACH	150.00	150.00	150.00	150.00	150.00	150.00	150.00
URDU BOOK CLASS V (T.B.BORD)	EACH	54.10	54.10	54.10	54.10	54.10	54.10	54.10
URDU BOOK CLASS IX(X)(T.B.B)	EACH	50.55	50.55	50.55	50.55	50.55	50.55	50.55
URDU BOOK IST.YEAR/INTER	EACH	43.30	43.30	43.30	43.30	43.30	43.30	43.30
URDU BOOK BA/B.SC	EACH	120.00	120.00	120.00	120.00	120.00	120.00	120.00
MATHS BOOK CALSS V (T.B.B)	EACH	50.90	50.90	50.90	50.90	50.90	50.90	50.90
MATHS BOOK CLASS IX OR X	EACH	187.20	187.20	187.20	187.20	187.20	187.20	187.20
MATHS BOOK IST.YEAR (T.B.B)	EACH	112.45	112.45	112.45	112.45	112.45	112.45	112.45
PAKISTAN STUDIES BOOK BA/B.SC	EACH	125.00	125.00	125.00	125.00	125.00	125.00	125.00
DAILY "DAWN"	P/COPY	19.00	19.00	19.00	19.00	19.00	19.00	19.00
DAILY "JANG"	P/COPY	12.00	12.00	12.00	12.00	12.00	12.00	12.00
DAILY "NAWA-E-WAQT"	P/COPY	12.00	12.00	12.00	12.00	12.00	12.00	12.00
WEEKLY "AKHBAR-E-JAHAN"	P/COPY	55.00	55.00	55.00	55.00	55.00	55.00	55.00
WEEKLY "MAG"	P/COPY	45.00	45.00	45.00	45.00	45.00	45.00	45.00
MONTHLY "NAUNEHAL DIGEST"	P/COPY	35.00	35.00	35.00	35.00	35.00	35.00	35.00
PAPER FOOLSCAPE (27"x17")	QUIRE	30.00	27.00	30.00	25.00	45.00	50.00	35.00
EXERCISE.BOOK LINED 80/100 PGS	EACH	18.00	30.00	15.00	15.00	40.00	20.00	20.00
PENCILGOLDFISH/DEER	EACH	6.00	6.00	5.00	5.00	6.00	6.00	5.00
PEN INK DOLLOR 57 ML BOTTLE	EACH	20.00	20.00	25.00	25.00	25.00	25.00	20.00
PHOTOSTATE PAPER 70 GM	PRT	225.00	360.00	300.00	325.00	400.00	340.00	340.00
BALL PEN (local)	EACH	6.00	7.00	5.00	5.00	7.00	5.50	8.00
FOUNTAIN PEN HERO/WINGS/CHINA	EACH	25.00	50.00	20.00	25.00	40.00	42.50	30.00
PRIVATE SCHOOL FEE ENGLISH MED. AVG.STANDARD (CLASS I)	PER MONTI	912.50	1550.00	500.00	350.00	700.00	775.00	1665.00
PRIVATE SCHOOL FEE ENGLISH MED. AVG. STANDARD (CLASS V)	PER MONTI	918.75	1550.00	700.00	450.00	900.00	775.00	1665.00
PRIVATE SCHOOL FEE ENGLISH MED. AVG. STANDARD (CLASS VI)	PER MONTI	862.50	1550.00	800.00	500.00	900.00	775.00	1965.00
PRIVATE SCHOOL FEE ENGLISHMED. AVG. STANDARD (CLASS X)	PER MONTI	1162.50	2000.00	1000.00	500.00	1100.00	775.00	2100.00
PRIVATE MEDICLE COLLEGE FEE MBBS (IST YEAR)	PER MONTI	50000.00	0.00	29166.00	0.00	0.00	0.00	0.00
PRIVATE ENGINEERING COLLEGE FEE (ISTR YEAR)	PER MONTI	0.00	0.00	0.00	0.00	0.00	0.00	0.00
GOVT. COLLEGE FEE IST. YEAR	MONTH	35.00	40.00	35.00	35.00	35.00	35.00	35.00
GOVT. COLLEGE FEE 4TH. YEAR	MONTH	75.00	67.50	67.50	70.00	67.50	75.00	75.00
GOVT. UNIVERSITY FEE MSC.	MONTH	385.00	1550.00	354.17	354.17	0.00	0.00	354.17
GOVT. MED. COLLEGE FEE MBBS	MONTH	2200.00	2000.00	0.00	2000.00	2000.00	4200.00	2000.00
GOVT. ENGG. COLL. FEE I YEAR	MONTH	1000.00	333.33	0.00	0.00	0.00	1500.00	0.00
COACHING FEE FOR CLASS IX/X	PER MONTI	500.00	1200.00	500.00	600.00	1000.00	600.00	500.00
COACHING CHARGES FOR CLASS IST YEAR/INTER (SCIENCE)	PER MONTI	1000.00	1200.00	800.00	700.00	2000.00	700.00	500.00
COACHING CHARGES FOR CLASS IST YEAR/INTER (COMMERCE)	PER MONTI	600.00	1200.00	600.00	600.00	1080.00	600.00	500.00
I.T. TUITION FEES	PER MONTI	2000.00	1600.00	0.00	0.00	1500.00	1500.00	600.00
MBA TUITION FEES	PER MONTI	2500.00	0.00	0.00	0.00	6300.00	2500.00	0.00
BREAD TANDOORI ST. SIZE	EACH	10.00	7.00	7.00	7.00	8.00	7.00	6.00
COOKED MUTTON (AV. HOTEL)	PLATE	123.75	150.00	100.00	100.00	115.00	100.00	70.00
COOKED BEEF (AV. HOTEL)	PLATE	65.00	70.00	70.00	50.00	100.00	70.00	50.00
COOKED DAL (AV. HOTEL)	PLATE	41.25	60.00	50.00	50.00	50.00	60.00	40.00
CHICKEN BIRYANI FULL/DOUBLE	PLATE	90.00	100.00	90.00	90.00	150.00	190.00	120.00
TEA PREPARED (ORDINARY)	CUP	20.00	20.00	25.00	25.00	20.00	22.50	20.00
HAIRCUT CHARGES FOR MEN	P/CUT	67.50	100.00	50.00	50.00	60.00	95.00	50.00
BEAUTY PORL HAIR STYL CHARGE	P/STY.	193.75	250.00	150.00	100.00	175.00	325.00	250.00
SHAVING CHARGES	PER SHV	30.00	50.00	20.00	20.00	35.00	50.00	30.00

Contd.

7.11 Intercity Consumer Prices February, 2015

Description	Unit	Hyder- abad	Nawab- shah	Mirpurkhas	Mithi	Sukkar	Larkana	Dadu
LIPSTICK S.MISS/MEDORA	EACH	110.00	120.00	110.00	110.00	100.00	110.00	90.00
NAIL POLISH S.MISS/MEDORA	EACH	60.00	95.00	80.00	80.00	85.00	80.00	50.00
PERFUME MED.SIZE MEDORA/BROACH	EACH	120.00	200.00	190.00	210.00	120.00	210.00	185.00
HAIR-OIL AMLA/CHAMBELI	BOTTLE	110.00	120.00	110.00	110.00	120.00	110.00	110.00
TOILET SOAP LUX 95 GRAMS	EACH	40.38	40.38	40.38	40.38	40.38	40.38	40.38
TOILET SOAP LIFEBOUY 140 GRM	EACH	36.00	36.00	36.00	36.00	36.00	36.00	36.00
TOILET SOAP SAFEGUARD BATH SIZE	EACH	48.00	50.00	48.00	48.00	50.00	48.00	50.00
TOOTHPASTE MACKLINES 70 GRM	EACH	50.00	50.00	50.00	50.00	50.00	50.00	50.00
TOOTHPAST MED SIZE CLGATE 70 GMS	EACH	60.67	60.67	60.67	60.67	60.67	60.67	60.67
TOOTHBRUSH SHEILD A/PLAUQUE	EACH	35.00	40.00	35.00	40.00	45.00	40.00	35.00
TOOTHPOWDER DENTONIC 90 GRM	EACH	28.00	25.00	25.00	25.00	28.00	25.00	25.00
HAIR-COLOUR BEGIN (6 GMS)	EACH	95.00	100.00	100.00	100.00	100.00	95.00	90.00
HAIR COLOUR (KALAKOLA)	BOTTLE	120.00	120.00	120.00	120.00	130.00	120.00	120.00
FACECREAM PONDS (MEDIUM)	EACH	110.00	110.00	110.00	110.00	120.00	110.00	110.00
TALC POWDER VICE ROAY,B.CAT	EACH	130.00	130.00	130.00	135.00	130.00	150.00	140.00
BLADE TREET ORDINARY 10'S	PKT.	35.00	40.00	35.00	30.00	45.00	45.00	40.00
BLADE 7-O-CLOCK STAIN. 5'S	PKT.	30.00	40.00	30.00	32.00	30.00	32.50	35.00
SHAMPOO SUNSILK/PAINTIN 100 ML	BOTTLE	110.00	110.00	110.00	110.00	95.00	110.00	110.00
BEAUTY CREAM (FAIR & LOVELY)	EACH	155.00	155.00	155.00	155.00	155.00	155.00	155.00
HAIR REMOVING CREAM (EU-CREAM)	TUBE	60.00	60.00	60.00	60.00	65.00	60.00	60.00
GEL MEDIUM SIZE	BOTTLE	55.00	67.50	55.00	75.00	70.00	75.00	120.00
DISPOSABLE RAZOR GILLET-II	EACH	40.00	35.00	35.00	35.00	40.00	37.50	35.00
SHAVING CREAM TOUCH-ME/ADM.	EACH	55.00	55.00	55.00	60.00	55.00	60.00	60.00
GOLD TEZABI 24 CT	10 GM.	40000.00	40975.00	40300.00	40300.00	41400.00	40462.00	41240.00
SILVER TEZABI 24 CT	10 GM.	591.00	700.00	560.00	560.00	690.00	651.00	660.00
ARTIFICIAL JEWELLARY SET	SET	400.00	1700.00	350.00	500.00	600.00	950.00	250.00
WRIST WATCH GENTS CITIZEN (ORIGINAL) ***	EACH	3100.00	3750.00	2500.00	2600.00	2600.00	3050.00	2500.00
WRIST WATCH LADIES CITIZEN (ORIGINAL) ***	EACH	3050.00	3750.00	2500.00	2600.00	2500.00	2500.00	2500.00
WALL CLOCK QUARTZ AV.QLTY	EACH	312.50	500.00	350.00	300.00	475.00	475.00	200.00
SUITCASE REXIN (24"x16"x6")	EACH	750.00	1600.00	800.00	850.00	1275.00	1150.00	900.00
TRUNK MEDIUM SIZE ***	EACH	1057.14	1600.00	1000.00	950.00	2000.00	1000.00	1150.00
PURSE LADIES (LEATHER) AVERAGE QUALITY	EACH	375.00	800.00	500.00	450.00	600.00	960.00	300.00

7.11 Intercity Consumer Prices February, 2015

Description	Unit	Peshawar	Mardan	Abbotta- bad	Bannu	D.I. Khan	Mingora
WHEAT	10 KG.	370.00	370.00	425.00	345.00	340.00	345.00
WHEAT FLOUR FINE/SUPERIOR.	KG.	45.00	42.00	50.00	43.00	41.00	45.00
WHEAT FLOUR AVG. QLTY	KG.	39.50	38.50	45.00	40.50	37.00	40.00
WHEAT FLOUR BAG	10 KG.	391.67	383.25	427.50	405.00	400.00	385.00
MAIDA	KG.	54.50	51.00	56.25	64.00	50.00	50.00
SUJI	KG.	54.67	52.50	56.25	55.00	50.00	52.50
BESAN AV. QLTY.	KG.	84.17	85.00	80.00	87.50	80.00	80.00
RICE BASMATI SUP. QLTY.	KG.	130.83	130.00	150.00	125.00	110.00	122.50
RICE BASMATI 385/386	KG.	110.83	110.00	120.00	120.00	100.00	75.00
RICE BASMATI BROKEN AV.QLTY	KG.	68.75	77.50	87.50	51.00	65.00	57.50
RICE IRR1-6 (SINDH/PUNJAB)	KG.	42.50	47.50	51.25	52.50	65.00	48.75
VERMICELLI	KG.	74.17	80.00	85.00	70.00	70.00	80.00
BREAD PLAIN MEDIUM SIZE	EACH	35.00	35.00	35.00	35.00	30.00	35.00
RUSK (PAPAY)	KG.	175.00	200.00	150.00	140.00	140.00	300.00
BISCUITS-PACKED	PKT	35.00	35.00	35.00	35.00	35.00	35.00
BISCUIT-BAKERY (LOOSE)	250 GM	65.83	60.00	50.00	52.50	55.00	65.00
CORNFLAKS FAUJI 225 GM.	PKT	171.00	207.00	166.50	110.00	165.00	170.00
SAMOSAS (VEGATABLE)	EACH	6.67	8.00	10.00	17.50	10.00	10.00
PASTRY AV.QLTY.	EACH	24.17	30.00	17.50	20.00	25.00	20.00
PATTIES (VEGATABLES)	EACH	23.33	22.50	20.00	30.00	20.00	15.00
NIMCO	250 GM	53.33	60.00	60.00	50.00	50.00	50.00
CHIPS	250 GM	56.67	50.00	80.00	85.00	55.00	60.00
BEEF WITH BONE AV.QLTY.	KG	278.33	270.00	257.50	280.00	270.00	280.00
MUTTON AV.QLTY.	KG	595.00	495.00	525.00	500.00	575.00	400.00
CHICKEN FARM BROILER (LIVE)	KG	120.00	125.00	115.00	155.00	114.00	141.00
FISH-RAHU MEDIUM SIZE	KG	240.00	230.00	235.00	300.00	280.00	250.00
MILK FRESH (UNBOILED)	LTR.	72.50	72.50	72.50	72.50	70.00	80.00
CURD	KG.	80.00	82.50	80.00	82.50	80.00	95.00
MILK TETRA PACK 1/2 LTR.	PKT.	60.00	60.00	70.00	56.00	60.00	55.00
LACTOGEN 400 GRAMS	PKT.	425.00	425.00	425.00	425.00	425.00	425.00
POWDER MILK NIDO 400GM.	PKT	350.00	350.00	350.00	350.00	350.00	350.00
MILK POWDER LOOSE/PACKED	KG.	540.00	450.00	516.67	525.00	430.00	625.00
BUTTER LOCAL PACKED	50 GM.	25.00	25.00	25.00	40.00	35.00	25.00
EGGS FARM	DOZ	100.00	120.00	92.00	102.50	90.00	110.00
MUSTARD OIL AV.QLTY.	KG.	221.67	210.00	250.00	190.00	190.00	220.00
COOKING OIL (DALDA)	2.5LTR	520.00	520.00	535.00	540.00	505.00	531.25
COOKING OIL (PAKWAN) OTHER BRAND SPECIFY	2.5 LTR	381.67	436.00	440.00	470.00	492.00	340.00
VEGETABLE GHEE TIN	2.5KG.	485.00	485.00	510.00	510.00	500.00	410.00
VEGETABLE GHEE (LOOSE)	KG.	155.50	155.00	170.00	165.00	157.50	157.50
DATES AV.QLTY.	KG.	190.00	170.00	220.00	207.50	185.00	185.00
PISTACHIO AV.QLTY.	50 GM.	77.50	90.00	90.00	80.00	60.00	110.00
ALMONDS WHOLE AV.QLTY.	KG.	704.17	700.00	400.00	500.00	400.00	660.00
COCONUT DRY AV.QLTY.	KG.	283.33	290.00	300.00	240.00	300.00	260.00
RAISINS AV.QLTY.	50 GM.	20.33	17.50	19.00	12.50	14.50	25.00
GROUNDNUTS (WITH SHELL)	KG.	175.00	155.00	200.00	135.00	170.00	137.50
MALTA/MOSAMBI	DOZ	110.00	110.00	110.00	105.00	160.00	127.50
KINNU	DOZ	68.33	70.00	55.00	60.00	90.00	80.00
APPLE	KG	111.67	110.00	105.00	120.00	130.00	132.50
ALOO BUKHARA	KG	0.00	0.00	0.00	0.00	0.00	0.00
POMEGRANATE (ANNAR)	KG	0.00	0.00	0.00	0.00	0.00	0.00
GRAPES	KG	0.00	0.00	0.00	0.00	0.00	0.00
BANANAS	DOZ	55.00	60.00	65.00	62.50	65.00	60.00
MANGO KALMI	KG	0.00	0.00	0.00	0.00	0.00	0.00
GUAVA	KG	77.50	75.00	95.00	60.00	75.00	77.50
WATERMELON (TURBOOZ)	KG	0.00	0.00	0.00	0.00	0.00	0.00
MUSKMELON (KHARBOOZA)	KG	0.00	0.00	0.00	0.00	0.00	0.00
SWEETMELON (GARMA)	KG	0.00	0.00	0.00	0.00	0.00	0.00
PULSE MASOOR (WHOLE)	KG.	130.83	135.00	125.00	140.00	110.00	110.00
PULSE MASOOR (WASHED)	KG.	130.42	135.00	125.00	140.00	120.00	120.00
PULSE MOONG (WASHED)	KG.	166.25	163.75	172.50	170.00	170.00	140.00
PULSE MASH (WASHED)	KG.	166.67	165.00	165.00	152.50	150.00	155.00
PULSE GRAM	KG.	84.58	80.00	75.00	80.00	80.00	70.00
GRAM WHOLE BLACK AV QLTY.	KG.	89.17	90.00	75.00	56.50	52.00	70.00
GRAM WHOLE YELLOW AV.QLTY	KG.	100.00	97.50	100.00	95.00	110.00	105.00
BEANS (LAL LOBIA)	KG.	112.50	97.50	155.00	107.50	140.00	120.00

Contd.

7.11 Intercity Consumer Prices February, 2015

Description	Unit	Peshawar	Mardan	Abbotta- bad	Bannu	D.I. Khan	Mingora
POTATOES	KG	28.33	27.50	27.50	20.00	27.50	30.00
ONION	KG	26.67	22.50	22.50	20.00	22.50	30.00
TURNIP	KG	26.67	17.50	17.50	22.50	20.00	20.00
RADISH	KG	20.83	17.50	17.50	20.00	20.00	27.50
TOMATOES	KG	56.67	50.00	57.50	43.75	45.00	65.00
CABBAGE	KG	33.33	40.00	32.50	27.50	17.50	40.00
CAULIFLOWER	KG	31.67	30.00	27.50	30.00	20.00	30.00
BRINJAL	KG	0.00	0.00	0.00	0.00	0.00	0.00
PUMPKIN	KG	0.00	0.00	0.00	0.00	0.00	0.00
BOTTLEGOURD	KG	0.00	0.00	0.00	0.00	0.00	0.00
LADY FINGER	KG	0.00	0.00	0.00	0.00	0.00	0.00
PEAS	KG	60.00	55.00	40.00	40.00	35.00	40.00
SPINACH	KG	19.17	17.50	12.50	20.00	22.50	31.25
TINDA	KG	0.00	0.00	0.00	0.00	0.00	0.00
TURAI	KG	0.00	0.00	0.00	0.00	0.00	0.00
KARAILA	KG	0.00	0.00	0.00	0.00	0.00	0.00
ARVI	KG	0.00	0.00	0.00	0.00	0.00	0.00
CHILLIES GREEN	KG	96.67	90.00	80.00	120.00	100.00	100.00
CARROT	KG	30.83	27.50	22.50	22.50	25.00	30.00
COCUMBER (KHEERA)	KG	56.67	55.00	52.50	65.00	45.00	60.00
LEMON	250GM	25.00	27.50	20.00	27.50	20.00	20.00
SUGAR REFINED	KG.	55.33	57.00	56.00	54.00	52.50	59.00
GUR AV.QLTY	KG.	87.50	85.00	100.00	87.50	77.50	80.00
HONEY LANGANESE 500 GM.	BOTTLE	860.00	860.00	850.00	350.00	860.00	500.00
MILO 200 GM.	BOTTLE	170.00	170.00	200.00	200.00	220.00	200.00
CUSTARD POWDER RAFHAN 300 GM.	PKT	75.00	75.00	75.00	75.00	75.00	75.00
TOFFEE (HILAL)	EACH	1.50	1.50	1.00	1.00	1.00	1.00
CHOWKELATE CANDY (SMALL SIZE)	EACH	5.00	5.00	5.00	5.00	5.00	5.00
SWEETMEAT (MIXED)	KG	271.67	250.00	230.00	180.00	242.50	250.00
ICE CREAM WALLS	CUP.	40.00	40.00	40.00	40.00	40.00	40.00
ICE	KG	11.67	12.00	8.00	12.00	9.00	15.00
JAM AHMED/MITCHELLES	BOTTLE	135.00	140.00	130.00	110.00	130.00	120.00
SQUASH-MITCHELLES	BOTTLE	150.00	150.00	150.00	140.00	150.00	150.00
ROOH AFZA	BOTTLE	140.00	140.00	140.00	145.00	130.00	145.00
JAM-E-SHIREEN	BOTTLE	145.00	145.00	145.00	145.00	145.00	145.00
SAUNF	50 GM	20.00	17.50	20.00	15.00	12.00	10.00
CINAMON LOOSE AV. QLTY	50 GM.	20.00	20.00	27.50	30.00	20.00	20.00
CUMINSEED WHITE NATIONAL	50 GM.	54.00	54.00	52.00	52.00	52.00	50.00
PEPPER BLACK NATIONAL	50 GM.	96.00	96.00	96.00	96.00	96.00	96.00
CLOVES LOOSE AV.QLTY	50 GM.	113.33	120.00	125.00	100.00	60.00	85.00
CARDAMOM LARGE LOOSE AV.QLTY	50 GM.	204.17	195.00	140.00	90.00	90.00	85.00
CARDAMOM SMALL AV.QLTY	50 GM.	125.00	110.00	115.00	120.00	75.00	87.50
SALT-POWDERED (LAHORI) LOOSE	KG.	10.00	10.00	10.00	8.00	5.00	15.00
SALT POWDERED (NATIONAL/SHAN)	PKT	25.00	25.00	25.00	20.00	25.00	20.00
CHILLIES POWD.NATIONAL 200GM	PKT	105.00	105.00	105.00	105.00	105.00	105.00
CHILLIES POWDER LOOS	KG.	230.00	240.00	290.00	280.00	230.00	220.00
CORRIANDER SEED POWD.NATIONAL	PKT	78.00	78.00	88.00	77.00	88.00	104.00
CORRIANDER SEED (LOOSE)	KG.	250.00	250.00	290.00	280.00	200.00	230.00
TURMERIC POWD.NATIONAL 50GM	PKT.	35.00	35.00	35.00	35.00	35.00	39.00
CURRY POWD. NATIONAL 200 GM	PKT.	87.00	87.00	87.00	86.00	86.00	87.00
TOMATO KETCHUP AHMED/MITCHL	BOTTLE	91.67	100.00	80.00	70.00	100.00	105.00
PICKLES AHMED/MITCHELLES	BOTTLE	110.00	120.00	100.00	100.00	95.00	102.50
VINEGAR SYNTHETIC (SIRKA)	BOTTLE	78.33	60.00	75.00	40.00	47.50	86.25
GARLIC	KG	153.33	150.00	145.00	160.00	130.00	145.00
GINGER	KG	168.33	170.00	155.00	380.00	120.00	200.00
TAPAL DANEDAR TEA 200GM PACKET	PKT	129.47	129.47	126.32	126.32	126.32	126.32
TEA LIPTON YELLOW LABEL 200GM.	PKT.	138.95	138.95	131.58	131.58	128.42	128.42
TEA LOOSE KENYA AV.QLTY 250GM.	PKT.	128.33	125.00	150.00	125.00	115.00	127.50
COFFEE-NESCAFE 75 GM. **	BOTTLE	300.00	300.00	330.00	280.00	320.00	330.00
COLD DRINK (STANDARD SIZ)	BOTTLE	25.00	25.00	21.25	25.00	25.00	25.00
FRUIT JUICE TETRA PACK	PKT.	15.00	15.00	17.50	17.50	20.00	27.50
MINERAL WATER NESTLE 1.5 LTR	BOTTLE	45.00	45.00	50.00	47.50	42.50	45.00
CIGARETTES K-2 10'S **	PKT	45.00	45.00	45.00	45.00	50.00	50.00
CIGARETTES CAPSTAN 10'S **	PKT	50.00	50.00	50.00	50.00	50.00	50.00
CIGARETTES GOLD LEAF 20'S	PKT	100.00	100.00	100.00	100.00	100.00	100.00

Contd.

7.11 Intercity Consumer Prices February, 2015

Description	Unit	Peshawar	Mardan	Abbotta- bad	Bannu	D.I. Khan	Mingora
CIGARETTES MORVEN GOLD 20'S	PKT	50.00	50.00	50.00	50.00	50.00	50.00
BETEL LEAVES	50GM.	70.00	80.00	60.00	72.50	50.00	60.00
BETEL NUTS	KG.	391.67	425.00	270.00	290.00	280.00	400.00
LONG CLOTH 57" GUL AHMED/AL-KARAM	METER	300.00	300.00	200.00	170.00	220.00	185.00
SHIRTING AV.QLTY.	METER	283.33	287.50	160.00	140.00	150.00	175.00
PANT CLOTH W & WEAR AV.QLTY	METER	375.00	350.00	375.00	650.00	265.00	650.00
LAWN PRINTED GUL AHMED/AL-KARAM	METER	340.00	290.00	300.00	177.50	260.00	181.25
GEORGETTE AV.QLTY	METER	110.00	110.00	80.00	97.50	90.00	115.00
LINEN AV.QLTY ***	METER	155.00	165.00	125.00	141.25	80.00	145.00
HEAVY WT SUITING LAWERNCPUR AVG QLTY	METER	2250.00	2250.00	1200.00	850.00	750.00	1537.50
HEAVY WT SUITING LAWERNCPUR SUP QLTY	METER	2500.00	2500.00	2500.00	950.00	1200.00	1850.00
TROPICAL SUITING LAW.PUR	METER	1400.00	1400.00	1100.00	680.00	750.00	1300.00
PANT BOY 24"/26" LENGTH.	EACH	500.00	550.00	625.00	675.00	450.00	375.00
SHIRT BOY 24"/26" LENGTH	EACH	341.67	335.00	625.00	315.00	240.00	325.00
SCHOOL UNI. PANT,SHIRT BOYS	SUIT	737.50	750.00	630.00	700.00	475.00	625.00
SCHOOL UNI. KAMEEZ,SHAL.BOYS	SUIT	666.67	650.00	800.00	650.00	450.00	490.00
SCHOOL UNI. KAMEEZ,SHAL.GIRL	SUIT	816.67	850.00	670.00	650.00	500.00	625.00
FROCK W/WEAR GIRLS	EACH	1016.67	1050.00	1050.00	725.00	650.00	550.00
AWAMI-SUIT W & W(BOY) 24"/26	SUIT	993.33	950.00	1050.00	750.00	600.00	615.00
AWAMI-SUIT W&W (GENTS)AV.QLTY	SUIT	1650.00	1450.00	1900.00	1750.00	925.00	1250.00
PULLOVER GENTS OXFORD/BON.	EACH	3188.33	3187.50	2895.00	2800.00	2400.00	2950.00
PULLOVER LADIES OXFORD/BON.	EACH	2883.33	2850.00	2895.00	2800.00	2400.00	2925.00
PULLOVER (GENTS) OTHERS A.QTY	EACH	1116.67	1100.00	1955.00	1362.50	825.00	1925.00
SECOND-HAND COAT FOR MEN	EACH	633.33	525.00	525.00	325.00	200.00	650.00
SECONDHAND SWEETER FOR MEN DUP QLTY	EACH	850.00	850.00	375.00	225.00	150.00	450.00
SECONDHAND WINTER JACKET	EACH	791.67	950.00	525.00	250.00	200.00	925.00
UNDERWEAR AV.QLTY MEDIUM SIZE	EACH	115.00	90.00	150.00	87.50	70.00	130.00
VEST FOR MEN AV.QLTY.	EACH	132.50	110.00	150.00	82.50	70.00	90.00
VEST/SHAMEEZ (WOMEN) AVG. QLTY	EACH	165.00	130.00	200.00	127.50	110.00	65.00
SOCKS NYLON (PAKISTANI)	PAIR	97.50	85.00	77.50	62.50	50.00	53.75
BRASSIER AV.QLTY.	EACH	121.67	110.00	85.00	150.00	85.00	105.00
BRASSIER SUP QLTY	EACH	236.67	190.00	190.00	220.00	110.00	147.50
DOPATTA GEORGETTE AV.QLTY.	EACH	260.00	260.00	387.50	240.00	250.00	350.00
DOPATTA COTTON AV GLTY	EACH	225.00	235.00	250.00	265.00	230.00	255.00
CHADDAR (W/WEAR) (2x2.5 MTR)	EACH	1016.67	950.00	487.50	450.00	337.50	800.00
LUNG/DHOTI(COTTON) AVG. QLTY	EACH	275.00	300.00	350.00	400.00	230.00	210.00
HANDKERCHIEF AVG. QLTY PAK	EACH	27.50	27.50	30.00	20.00	30.00	25.00
HANDKERCHIEF SUP. QLTY PAK	EACH	51.67	45.00	45.00	37.50	40.00	35.00
GLOVES AV QLTY	PAIR	110.00	110.00	80.00	52.50	60.00	55.00
AZARBAND COTTON AVG. QLTY	EACH	26.67	25.00	11.00	15.00	11.00	10.00
SEWING THREAD/REEL(ASLI PARI)	EACH	8.50	8.50	6.00	5.00	5.00	5.00
WASHING CHARGES PAINT & SHIRT	SUIT	200.00	110.00	50.00	70.00	80.00	100.00
DRY CLEANING SUIT COAT PANT	SUIT	383.33	325.00	350.00	250.00	180.00	450.00
WASHING CH. (KAMIZ-SHALWAR)	PAIR	76.67	65.00	50.00	60.00	35.00	60.00
TAILORING SHIRT	EACH	483.33	425.00	300.00	300.00	265.00	500.00
TAILORING CHARGES PANT (MEN)	EACH	1250.00	775.00	700.00	900.00	550.00	925.00
TAILORING COAT-PANT SUIT	SUIT	5200.00	4350.00	4200.00	2750.00	2500.00	4400.00
TAILORING AWAMI-SUIT (MALE)	SUIT	608.33	575.00	525.00	500.00	475.00	550.00
TAILORING SUIT FEMALE	SUIT	525.00	475.00	300.00	450.00	375.00	550.00
GENTS SHOES PAUL BATA	PAIR	1199.00	1199.00	1199.00	1199.00	1199.00	1199.00
GENTS SANDAL BATA	PAIR	699.00	699.00	699.00	699.00	699.00	699.00
GENTS SPOUNG CHAPPAL BATA	PAIR	179.00	179.00	179.00	179.00	179.00	179.00
LADIES SANDAL BATA	PAIR	499.00	499.00	499.00	499.00	499.00	499.00
LADIES SPOUNG CHAPPAL BATA	PAIR	179.00	179.00	179.00	179.00	179.00	179.00
CHILD SHOE POWER LITE BATA	PAIR	599.00	599.00	599.00	599.00	599.00	599.00
GENTS SHOE, ART 1109 SERVICE	PAIR	999.00	999.00	999.00	999.00	999.00	999.00
NYLON JOGGER 27 SIZE 2-5 ***	PAIR	1299.00	1299.00	1299.00	1299.00	1299.00	1299.00
CHINA FOOT WEAR AV. QLTY (MALE) *	PAIR	937.50	950.00	900.00	875.00	750.00	1350.00
CHINA FOOT WEAR AV. QLTY (FEMALE) *	PAIR	825.00	875.00	837.50	725.00	475.00	512.50
CHINA FOOT WEAR AV. QLTY (CHILDREN) *	PAIR	508.33	525.00	500.00	475.00	325.00	475.00
SHOE REPAIR HALF SOLE	PAIR	131.67	110.00	100.00	80.00	95.00	156.25
SHOES POLISH CHARGES AVERAGE SHOP	PAIR	20.00	20.00	20.00	17.50	10.00	20.00
HOUSE RENT (combined)	MONTH	7436.00	3140.00	8477.00	3491.00	4603.00	3381.00
rent 2	pm	7436.00	3140.00	8477.00	3491.00	4603.00	3381.00
RENT3	PM	7436.00	3140.00	8477.00	3491.00	4603.00	3381.00

Contd.

7.11 Intercity Consumer Prices February, 2015

Description	Unit	Peshawar	Mardan	Abbotta- bad	Bannu	D.I. Khan	Mingora
RENT4	PM	7436.00	3140.00	8477.00	3491.00	4603.00	3381.00
RENT5	PM	7436.00	3140.00	8477.00	3491.00	4603.00	3381.00
RENT6	PM	7436.00	3140.00	8477.00	3491.00	4603.00	3381.00
SYNTHETIC ENEMAL ROBIALAC BALTI 3.64 LTR.	EACH	1800.00	1800.00	1950.00	1775.00	1872.50	1912.50
SYNTHETIC ENEMAL ICI BALTI 3.64 LTR.	EACH	1880.00	1900.00	1950.00	1825.00	1915.00	1950.00
CEMENT (LOCAL) SPECIFY BRAND NAME	BAG	497.50	495.00	510.00	505.00	510.00	517.50
BRICKS (NEW) IST CLASS	P/1000	7750.00	6800.00	7800.00	6100.00	6200.00	9600.00
CEMENT BLOCKS (6"x8"x12")	P/100	0.00	0.00	0.00	0.00	0.00	3025.00
BAJREE	100CFT	3366.67	3000.00	3100.00	1800.00	3000.00	2450.00
SAND (BLACK PIT SAND)	K100CFT	1866.67	1300.00	2600.00	1400.00	1500.00	2550.00
TIMBER SHESHAM LOG IST QUALITY	cubmt.	42378.00	42378.00	0.00	35000.00	32600.00	0.00
IRON BAR (M.S. BAR) 1/2"	P/TON	74333.33	76000.00	76500.00	81000.00	74500.00	73000.00
CARPANTER WAGE RATE	P/DAY	741.67	750.00	800.00	850.00	950.00	950.00
MASON (RAJ) WAGE RATE	P/DAY	900.00	800.00	800.00	1200.00	950.00	1000.00
UNSKILLED LABOUR WAGE RATE	P/DAY	483.33	450.00	400.00	450.00	500.00	500.00
PLUMBER WAGE RSTE	P/DAY	900.00	850.00	0.00	850.00	900.00	900.00
ELECTICIAN WAGE RATE PER DAY	P/DAY	933.33	850.00	0.00	700.00	900.00	900.00
ELECTICIAN WAGE RATE PER POINT	P/PNT	100.00	100.00	122.50	90.00	70.00	155.00
WATER CHARGES PER HOUSE	P/MONTH	150.00	120.00	175.00	200.00	100.00	130.00
ELECT.CHARGES UPTO 50 UNITS	P/UNIT	2.00	2.00	2.00	2.00	2.00	2.00
ELECT.CHARGES 01 - 100 UNIT	P/UNIT	5.79	5.79	5.79	5.79	5.79	5.79
ELECT.CHARGES 101 - 300 UNIT	P/UNIT	9.90	9.90	9.90	9.90	9.90	9.90
ELECT.CHARGES 301 - 1000 UNIT	P/UNIT	15.63	15.63	15.63	15.63	15.63	15.63
ELECT.CHARGES ABOVE 1000 UNIT	P/UNIT	17.71	17.71	17.71	17.71	17.71	17.71
ELEC	PM	10.21	10.21	10.21	10.08	10.21	10.21
GAS CHRGR upto 3.3719 MMBUT	MMBTU	124.18	124.18	124.18	124.18	0.00	124.18
GAS CHRGR 3.3719 - 6.7438 MMBUT	MMBTU	248.37	248.37	248.37	248.37	0.00	248.37
GAS CHRGR 6.7438 - 10.1157 MMBUT	MMBTU	248.37	248.37	248.37	248.37	0.00	248.37
GAS CHRGR10.1157 - 13.4876 MMBUT	MMBTU	620.91	620.91	620.91	620.91	0.00	620.91
GAS	PM	620.91	620.91	620.91	620.91	0.00	620.91
GAS	PM	372.55	372.55	372.55	372.55	0.00	372.55
KEROSENE OIL	LTR	86.17	90.00	95.00	90.00	80.00	100.00
FIREWOOD WHOLE	40 KG.	675.00	550.00	400.00	490.00	350.00	550.00
CHAIR SHESHAM WOOD WITH ARMS	EACH	1833.33	1800.00	1600.00	1050.00	2550.00	1450.00
CHAIR PLASTIC (CHAIRMAN) AVERAGE QUALITY	EACH	1091.67	1150.00	915.00	660.00	800.00	500.00
TABLE SHESHAM WOOD (4X2X5")	EACH	6166.67	6000.00	6000.00	6000.00	4500.00	5000.00
SOFASET WOODEN WITH FOAM SEAT	SET	24083.33	19000.00	16500.00	14750.00	18000.00	17250.00
COT IRON (WITH NIWAR)AV.QLTY.	EACH	2100.00	2100.00	2200.00	1737.50	2300.00	1750.00
ALMIRAH (STEEL) 6'X3' 20 GUAGE	EACH	9000.00	8500.00	14500.00	9250.00	9300.00	9375.00
DINNING TABLE 6 CHAIRS A.QLTY	SET	28500.00	27500.00	17000.00	11500.00	17000.00	18500.00
SINGLE BED WITHOUT FOAM MED.	EACH	6666.67	6250.00	3750.00	3500.00	5700.00	4750.00
MATRESS SINGLE(4"THICK)	EACH	4796.67	4750.00	4800.00	4200.00	3350.00	3800.00
FARSHI DARI 12'X9' AV.QLTY	EACH	1416.67	1150.00	1400.00	1450.00	1100.00	1450.00
DARI COTTON (6'x2 1/2') AV.QL	EACH	350.00	375.00	300.00	450.00	400.00	1175.00
CARPET PLAIN AV. QLTY	SQFT.	38.83	41.50	47.50	44.50	35.00	45.00
QUILT (LIHAF) 3 KG. COTTON	EACH	1075.00	1125.00	850.00	900.00	600.00	650.00
BLANKET (90" x 54")	EACH	2483.33	2500.00	3000.00	2800.00	2900.00	4650.00
BEDSHEET SINGLE BED SUP.QLTY	EACH	866.67	825.00	575.00	475.00	500.00	650.00
BED SHEET DOUBLE WITH TWO PILLOW COVERS SUP QLTY	SET	1633.33	1650.00	2200.00	1300.00	1075.00	1250.00
TOWEL(3'x2') AV. QALTY	EACH	300.00	225.00	475.00	260.00	275.00	250.00
CEILING FAN 48" SUPER QLTY	EACH	2933.33	3000.00	2895.00	3500.00	3250.00	2975.00
PEDESTAL FAN 22" SUPER QLTY	EACH	4700.00	4350.00	4390.00	4200.00	4730.00	3550.00
REFG. DAWLENCE 10 CFT. D.DOOR	EACH	30000.00	30000.00	30400.00	30000.00	33500.00	26500.00
D-FREEZER WAVES 8 CFT.	EACH	30000.00	30500.00	28900.00	30500.00	29000.00	30000.00
AIRCONDITIONER 1.5 TON PEL	EACH	40000.00	41000.00	40000.00	45000.00	44000.00	44000.00
SPLIT AIR CONDITIONER 1.5 TON (SPECIFY BRAND NAME)	EACH	42500.00	45000.00	44000.00	45000.00	43000.00	44000.00
AIRCOOLER SUPER ASIA	EACH	14500.00	14500.00	10500.00	10500.00	14900.00	9750.00
WASHING MACHINE SINGER	EACH	15500.00	15600.00	15600.00	14700.00	14700.00	14700.00
SEWING MACHINE(SINGER)	EACH	5905.00	5860.00	5860.00	5910.00	5210.00	5700.00
GIZER LARGE SIZE 30 GALLON CAPACITY SUP QLTY	EACH	22900.00	22600.00	20500.00	15200.00	18500.00	15000.00
GAS BURNER DOUBLE SPFY.BRAND	EACH	3406.67	2500.00	1725.00	2500.00	1800.00	1500.00
ELECT. IRON PHILIPS MDL.1120	EACH	2733.33	1600.00	1650.00	1500.00	1000.00	1500.00
ELECTRIC JUICER FOR APPLE	EACH	4533.33	4500.00	4000.00	4700.00	3625.00	1700.00
S.STEEL DEGHCHI MEDIUM SIZE	EACH	788.33	650.00	525.00	550.00	500.00	575.00
ALUMINIUM COOKING PAN (DEGCHI) MED SIZE	EACH	675.00	650.00	350.00	570.00	425.00	725.00

Contd.

7.11 Intercity Consumer Prices February, 2015

Description	Unit	Peshawar	Mardan	Abbotta- bad	Bannu	D.I. Khan	Mingora
NON STICK COOKING PAN (DEGCHI) SUP. QLTY	EACH	1016.67	625.00	600.00	562.50	525.00	675.00
FRYING PAN STEEL AVG. QLTY MED. SIZE	EACH	433.33	375.00	325.00	470.00	352.50	275.00
TAWA IORN (MEDIUM SIZE) AVG. QLTY	EACH	383.33	425.00	400.00	560.00	355.00	325.00
S.STEEL PLATE A.QLTY.(M.SIZE)	EACH	71.67	67.50	75.00	65.00	55.00	62.50
TABLE SPOON S.STEEL SUP.QLTY.	DOZEN	483.33	425.00	300.00	470.00	265.00	550.00
WATER SET JUG+6 GLASSES (OMROC)	SET	458.33	450.00	450.00	450.00	500.00	450.00
TEA SET PAK. CHINAWARE 21 PCS.	SET	2466.67	2200.00	2100.00	1250.00	1550.00	2325.00
DINNER SET PLASTIC 72 PIECES SUPERIOR QLTY	SET	8666.67	8000.00	5250.00	3800.00	3250.00	3750.00
HOTPOT SET PLASTIC 3 PCS.	SET	1200.00	1100.00	1500.00	1525.00	1025.00	1775.00
BUCKET(BALTI) PLASTIC MED.SIZ	EACH	375.00	400.00	375.00	405.00	290.00	350.00
LOTA PLASTIC (MED SIZE) AVERAGE QUALITY	EACH	53.33	47.50	48.75	40.00	35.00	55.00
PRESURE COOKER 4 LTR.	EACH	1300.00	1150.00	900.00	1400.00	1100.00	1200.00
WATER COOLER 9/10 LTR.PLASTIC ***	EACH	508.33	500.00	575.00	450.00	600.00	475.00
THERMOS STARVAC 1 LTR	EACH	475.00	425.00	550.00	450.00	500.00	675.00
BULB PHILIPS 100-WATTS	EACH	40.00	40.00	30.00	30.00	27.50	20.00
TUBE LIGHT PHILIPS 40 WATTS	EACH	100.00	100.00	110.00	95.00	95.00	150.00
ELECTRIC BLUBS "0" WATTE LOCAL	EACH	21.67	25.00	20.00	20.00	20.00	25.00
ELECTRIC BLUB ENERGY SAVER 14 WATTS	EACH	170.00	170.00	160.00	160.00	150.00	175.00
WASHING SOAP 250 GMS SPECIFY BRAND NAME	EACH	40.00	40.00	40.00	37.00	30.00	33.75
SURF EXCEL 400 GMS POLY BAG	EACH	125.00	125.00	125.00	125.00	125.00	125.00
WASHING POWDER 1000 GRM	EACH	185.00	185.00	185.00	175.00	185.00	175.00
WASHING POWDER (WHEEL/ BONUS) 100 GRAMS	EACH	95.00	95.00	95.00	95.00	92.50	85.00
CLEANSER POWDER VIM 1000 GM	PKT.	72.22	72.22	72.22	72.22	72.22	66.67
FINIS 500 ML	BOTTLE	170.00	170.00	180.00	120.00	110.00	110.00
PHNYLE TYPHONE/FINIS/CARRANITE 3 LITRES	BOTTLE	150.00	150.00	125.00	115.00	130.00	120.00
HARPIC	BOTTLE	135.00	135.00	127.50	130.00	130.00	125.00
BOOT POLISH CHERRY/KIWI 50ML	EACH	100.00	100.00	100.00	100.00	100.00	100.00
ROBIN BLUE (35 GRAMS)	PKT.	46.67	45.00	30.00	40.00	28.00	30.00
TISSU PAPER PERFUMED 100 PCS.	PKT	113.33	115.00	110.00	90.00	90.00	90.00
TOILET PAPER ROLL (R.PETEL)	P/ROLL	38.00	38.00	35.00	35.00	35.00	27.50
BOOT POLISH LIQUID CHEERY BLOSSOM KIWI 75 ML	BOTTLE	135.00	135.00	130.00	120.00	135.00	120.00
MATCH BOX SMALL	EACH	1.67	1.50	1.00	1.50	1.00	1.00
DRY CELL 1.5 VOLT(LOCAL)	EACH	25.00	25.00	20.00	23.50	20.00	20.00
HAND STITCHING NEEDLE M.SIZE	PACKET	5.83	6.00	9.00	6.00	6.00	5.00
SEWING MACHINE NEEDLE (SINGER)	EACH	5.83	6.00	7.50	5.00	5.00	5.00
HOUSEHOLD SERVANT FEMALE P/T	P/MNTH	1516.67	1200.00	2500.00	1500.00	2750.00	2750.00
MARRIAGE HALL WITH FURNITURE	P/HEAD	233.33	250.00	105.00	85.00	100.00	60.00
SEPTRAN TABLETS	10TAB.	15.00	15.00	15.00	15.00	16.00	15.00
BRUFEN TABS 200-MG.	10TAB.	10.00	10.00	10.00	10.00	10.00	10.00
PANADOL TAB. EXTRA/PLAIN	10TAB.	10.00	10.00	10.00	10.00	10.00	10.00
DISPRIN TAB.	10TAB.	10.00	10.00	10.00	10.00	10.00	10.00
TRISIL TAB.	10 TAB	10.00	10.00	10.00	10.00	10.00	10.00
FLAGYL TAB. 200 MG.	10TAB.	10.00	10.00	10.00	10.00	10.00	10.00
VENTOLIN TAB. 2MG.	10TAB.	9.00	9.00	9.00	9.00	9.00	9.00
DAONIL TAB. 5 MG.	10TAB.	17.00	17.00	17.00	17.00	17.00	17.00
ENTOX TAB.	10TAB.	10.00	10.00	10.00	10.00	10.00	10.00
RENITEC TAB. 5 MG.	10TAB.	59.00	59.00	59.00	59.00	59.00	59.00
CAC. 1000 TAB	BOTTLE	122.00	122.00	122.00	122.00	122.00	122.00
AMOXIL CAPSOLE 250 MG.S	10CAP.	36.00	36.00	36.00	36.00	36.00	36.00
CALCIUM SYRUP SANDOZ	BOTTLE	64.00	64.00	64.00	64.00	64.00	64.00
LEDERPLEX SYRUP	BOTTLE	35.00	35.00	35.00	35.00	35.00	35.00
SANCOS SYRUP (50 ML.)	BOTTLE	30.00	30.00	30.00	30.00	30.00	30.00
PHENERGAN SYRUP 120 ML.	BOTTLE	33.00	33.00	33.00	33.00	33.00	33.00
CALPOL SYRUP 60 ML.	BOTTLE	28.00	28.00	28.00	28.00	28.00	28.00
HYDRYLLIN SYRUP 120 ML.	BOTTLE	65.00	65.00	65.00	65.00	65.00	65.00
POLYFAX EYE OINTMENT	TUBE	21.00	21.00	21.00	21.00	21.00	21.00
BETNESOL EYE DROPS	BOTTLE	33.89	33.89	33.89	33.89	33.89	33.89
EAR DROPS (CARDISPORINE) ***	BOTTLE	21.00	21.00	21.00	21.00	21.00	21.00
BETNOVATE-N OINTMENT 5 GMS	TUBE	16.00	16.00	16.00	16.00	16.00	16.00
BURNOL CREAM 30 GRM	TUBE	16.00	16.00	16.00	16.00	16.00	16.00
VICKS VAPORUB/BALM	BOTTLE	36.00	36.00	36.00	36.00	36.00	36.00
GLYCRINE SMALL BOTTLE	BOTTLE	20.00	20.00	35.00	25.00	15.00	25.00
JOUHAR JOSHANDA	PKT.	8.00	8.00	6.00	6.00	7.00	6.00
GALXOS-D (450 GRMS)	PKT.	157.50	157.50	151.88	157.50	151.88	151.88
GRPE-WATER WOODWARDS	BOTTLE	50.00	50.00	50.00	50.00	50.00	50.00

Contd.

7.11 Intercity Consumer Prices February, 2015

Description	Unit	Peshawar	Mardan	Abbotta- bad	Bannu	D.I. Khan	Mingora
SANIPLAST ONE PUTTY	EACH	2.00	2.00	2.00	2.00	2.00	1.50
O.R.S. (NIMCOL)	PKT.	16.33	15.00	15.00	15.00	15.00	15.00
DETTOL (MEDIUM)	BOTTLE	46.80	46.80	46.80	46.80	46.80	46.80
COTTON BANDAGE 2" - 4"	EACH	9.00	9.00	10.50	10.00	5.50	6.00
THERMOMETER CHINA	EACH	41.50	42.00	47.50	40.00	45.00	40.00
DOCTOR (MBBS) CLINIC FEE	P/PAT.	220.83	225.00	150.00	150.00	200.00	250.00
URINE TEST (DR) CHARGES	P/TEST	100.00	100.00	60.00	100.00	120.00	100.00
BLOOD TEST (CP) CHARGES	P/TEST	200.00	200.00	100.00	175.00	130.00	250.00
SUGAR TEST (RANDOM/FASTING BOTH) CHARGES	P/TEST	200.00	200.00	140.00	90.00	140.00	100.00
ECG CHARGES	P/TEST	200.00	200.00	200.00	243.75	300.00	150.00
X-RAY (CHEST) CHARGES	P/X-RAY	216.67	180.00	200.00	200.00	300.00	180.00
CAR SUZUKI 800 CC (W/O. A/C)	EACH	708800.00	708800.00	645000.00	0.00	642000.00	0.00
CAR SUZUKI 1000 CC	EACH	1083000.00	1085800.00	1105000.00	0.00	1052000.00	0.00
CAR TOYOTA 1300 CC	EACH	1648000.00	1648000.00	1590000.00	0.00	1700500.00	0.00
CAR HONDA CIVIC	EACH	2475000.00	2475000.00	2180000.00	0.00	0.00	0.00
MOTORCYCLE HONDA CD-70.	EACH	69900.00	69900.00	69900.00	69000.00	70000.00	70000.00
MOTORCYCLE YAMAHA 100CC.	EACH	80000.00	80000.00	79300.00	84000.00	79300.00	0.00
MOTOR CYCLE HERO 70 CC	EACH	44000.00	43000.00	46000.00	43000.00	45000.00	45000.00
BICYCLE WITH TYRES & TUBES	EACH	8333.33	7700.00	9800.00	8900.00	6825.00	6300.00
TYRE CAR WITH TUBE GENERAL	EACH	3750.00	3550.00	3350.00	4800.00	3500.00	3125.00
TYRE MOTOR CYCLE WITHOUT TUBE	EACH	1300.00	1275.00	1500.00	1325.00	1050.00	1237.50
TYRE CYCLE SPECIFY BRAND NAME	EACH	385.00	375.00	450.00	545.00	325.00	475.00
TYRE CAR W/O TUBE	EACH	3380.00	3250.00	3300.00	4400.00	3600.00	2950.00
PETROL SUPER	LITRE	70.29	70.29	70.29	70.29	70.29	70.29
HIGH SPEED DIESEL HSD	LITRE	80.61	80.61	80.61	80.61	80.61	80.61
CNG	K.G.	76.35	0.00	0.00	0.00	0.00	76.35
GAS CYLINDER STAND. SIZE	EACH	1540.00	1540.00	1350.00	1200.00	1150.00	1580.00
MOTOR CYCLE SERVICE CHARGES	EACH	296.67	280.00	350.00	325.00	275.00	275.00
CAR SERVICE CHARGES	EACH	300.00	300.00	400.00	0.00	400.00	282.50
TYRE PUNCTURE CHARGES	EACH	53.33	50.00	75.00	70.00	50.00	55.00
CYCLE OVERHAULING CHARGES	EACH	350.00	350.00	275.00	550.00	300.00	250.00
CAR TAX FOR 800CC TO 1300CC	YEARLY	1075.00	1075.00	1075.00	1075.00	1075.00	1075.00
TRAIN FARE ECO. 1-100 KM.	P/KM.	0.68	0.00	0.68	0.68	0.00	0.00
TRAIN FARE ECO. 101-500 KM.	P/KM.	0.98	0.00	0.98	0.98	0.00	0.00
TRAIN FARE ECO. > 500 KM.	P/KM.	0.89	0.00	0.89	0.89	0.00	0.00
TRAIN FARE IST SLP. 1-100KM	P/KM.	2.10	0.00	2.10	2.10	0.00	0.00
TRAIN FARE IST SLP.101-500 KM	P/KM.	2.59	0.00	2.59	2.59	0.00	0.00
TRAIN FARE IST SLP. > 500 KM	P/KM.	1.99	0.00	1.99	1.99	0.00	0.00
TRAIN FARE A/C SLP. 1-100KM.	P/KM	5.76	0.00	5.76	5.76	0.00	0.00
TRAIN FARE A/C SLP.101-500KM	P/KM.	4.59	0.00	4.59	4.59	0.00	0.00
TRAIN FARE A/C SLP > 500KM.	P/KM	4.16	0.00	4.16	4.16	0.00	0.00
PLATEFORM TICKET	EACH	10.00	0.00	10.00	10.00	0.00	0.00
AUTO RICKSHAW FARES	KM/MIN	55.00	60.00	50.00	30.00	50.00	50.00
FULL TONGA CHARGES	KM/MIN	60.00	60.00	60.00	40.00	0.00	0.00
TAXI 4 SEATER FARE	KM/MIN	100.00	100.00	65.00	40.00	150.00	75.00
BUS FARE MIN (WITHIN CITY)	TICKET	10.00	10.00	10.00	10.00	0.00	0.00
BUS FARE MAX (WITHIN CIT	TICKET	20.00	19.00	10.00	24.00	0.00	0.00
BUS FARE OUTSIDE CITY	P/KM.	0.80	0.80	0.80	0.80	0.80	0.80
A/C BUS FARE OUTSIDE CITY	P/KM.	0.90	0.90	0.90	0.90	0.90	0.90
MINIBUS FARE MIN.WITH IN CITY	TICKET	10.00	0.00	0.00	0.00	0.00	0.00
MINIBUS FARE MAX.WITH IN CITY	TICKET	20.00	0.00	0.00	0.00	0.00	0.00
SUZUKI FARE MIN.WITH IN CITY	TICKET	10.00	10.00	10.00	0.00	10.00	10.00
SUZUKI FARE MAXIMUM W.IN CITY	TICKET	20.00	15.00	13.00	0.00	15.00	15.00
AIR FARE ECONOMY CLASS.	P/KM.	19.26	0.00	0.00	0.00	0.00	0.00
POSTAL ENVELOPE DOMESTIC	EACH	8.00	8.00	8.00	8.00	8.00	8.00
ENVELOPE FOR SAUDI ARABIA	EACH	50.00	50.00	50.00	50.00	50.00	50.00
POSTAL REGISTRATION CHARGES	EACH	28.00	28.00	28.00	28.00	28.00	28.00
U.M.S. REG CHARGES MIN.	EACH	58.00	58.00	59.00	59.00	58.00	59.00
T.C.S. CH. MIN.WITH IN ZONE	EACH	150.00	150.00	150.00	110.00	110.00	95.00
TELEPHONE CHARGES LOCAL CALL	P/CALL	3.94	3.94	3.94	3.94	3.94	3.94
TEL CHARGES OUT SIDE CITY	P/CALL	3.94	3.94	3.94	3.94	3.94	3.94
INTERNET CHARGES	P/HOUR	30.00	30.00	30.00	25.00	42.50	30.00
MOBILE CELL CHARGES	P/UNIT	2.88	2.88	4.00	2.88	2.50	2.50
FAX CHARGES (LOCAL)	P/PAGE	20.00	20.00	17.50	15.00	15.00	10.00
TELEPHONE SET AV. QLTY	EACH	1200.00	1250.00	1400.00	1012.50	1300.00	1075.00

Contd.

7.11 Intercity Consumer Prices February, 2015

Description	Unit	Peshawar	Mardan	Abbotta- bad	Bannu	D.I. Khan	Mingora
MOBILE SET NOKIA/SONY/ERICSON/SAMSUNG WITHOUT CAMERA	EACH	2775.00	2850.00	3550.00	2600.00	2250.00	2487.50
T.V. 20" COLORED WEGA H-A21.	EACH	18600.00	19000.00	20000.00	22000.00	20000.00	24750.00
T.V 20" COLOR CHINA/KORIA)	EACH	8083.33	9000.00	10500.00	9000.00	9550.00	8125.00
V.C.P. PANASONIC/LG/NAT	EACH	3916.67	0.00	6500.00	6500.00	5000.00	0.00
DVD/VCD PLAYER PANASONIC/LG	EACH	3066.67	4000.00	4600.00	2500.00	5500.00	3000.00
RADIO WITH C.PLAYER NATIONAL	EACH	2616.67	2600.00	2800.00	2175.00	1900.00	1450.00
PERSONNEL COMPUTER (BRANDED)	EACH	50000.00	48800.00	35000.00	52000.00	41500.00	33500.00
VID. CASSETTE BLK. TDK/SONY	EACH	100.00	100.00	150.00	110.00	100.00	125.00
COM. C.D. (TDK/IMATION)	EACH	40.00	40.00	50.00	65.00	50.00	50.00
TAPE RECORDER CASSETTE BLANK	EACH	33.33	30.00	60.00	25.00	42.50	70.00
VIDEO GAME SEGA 16 BYTE	EACH	1250.00	1250.00	1800.00	1450.00	1475.00	0.00
CINEMA A/C. HIGH CLASS	TICKET	70.00	30.00	0.00	0.00	0.00	0.00
CINEMA NON-A/C HIGH CLASS	TICKET	40.00	30.00	30.00	40.00	50.00	100.00
CABLE CHARGES	PER MONT	200.00	300.00	250.00	300.00	300.00	200.00
TV.LICENCE FEE DOMESTIC	YEARLY	420.00	420.00	420.00	420.00	420.00	420.00
ENGLISH BOOK CLASS V1	EACH	78.00	78.00	78.00	78.00	78.00	78.00
ENGLISH BOOK CLASS IX OR X	EACH	76.00	76.00	76.00	76.00	76.00	76.00
ENG. BOOK IST.YR COMPLETE SET	EACH	80.00	80.00	80.00	80.00	80.00	80.00
ENGLISH BOOK BA/B.SC	EACH	120.00	120.00	120.00	120.00	120.00	120.00
URDU BOOK CLASS V (T.B.BORD)	EACH	76.00	76.00	76.00	76.00	76.00	76.00
URDU BOOK CLASS IX/(T.B.B)	EACH	65.50	65.50	65.50	65.50	65.50	65.50
URDU BOOK IST.YEAR/INTER	EACH	76.00	76.00	76.00	76.00	76.00	76.00
URDU BOOK BA/B.SC	EACH	170.00	160.00	160.00	160.00	160.00	160.00
MATHS BOOK CALSS V (T.B.B)	EACH	77.00	77.00	77.00	77.00	77.00	77.00
MATHS BOOK CLASS IX OR X	EACH	133.00	133.00	133.00	133.00	133.00	133.00
MATHS BOOK IST.YEAR (T.B.B)	EACH	160.00	160.00	160.00	160.00	160.00	160.00
PAKISTAN STUDIES BOOK BA/B.SC	EACH	120.00	120.00	120.00	120.00	120.00	120.00
DAILY "DAWN"	P/COPY	19.00	19.00	19.00	19.00	19.00	19.00
DAILY "JANG"	P/COPY	12.00	12.00	12.00	12.00	12.00	12.00
DAILY "NAWA-E-WAQT"	P/COPY	12.00	12.00	12.00	12.00	12.00	12.00
WEEKLY "AKHBAR-E-JAHAN"	P/COPY	55.00	55.00	55.00	55.00	55.00	55.00
WEEKLY "MAG"	P/COPY	45.00	45.00	45.00	45.00	45.00	45.00
MONTHLY "NAUNEHAL DIGEST"	P/COPY	35.00	35.00	35.00	35.00	35.00	35.00
PAPER FOOLSCAPE (27"x17")	QUIRE	20.00	20.00	37.50	32.50	47.50	25.00
EXERCISE.BOOK LINED 80/100 PGS	EACH	70.00	65.00	60.00	55.00	45.00	60.00
PENCILGOLDFISH/DEER	EACH	5.17	5.00	5.50	5.00	5.00	7.50
PEN INK DOLLOR 57 ML BOTTLE	EACH	20.00	20.00	20.00	20.00	20.00	20.00
PHOTOSTATE PAPER 70 GM	PRT	323.33	330.00	320.00	282.50	350.00	350.00
BALL PEN (local)	EACH	5.50	6.00	7.00	6.50	5.00	5.00
FOUNTAIN PEN HERO/WINGS/CHINA	EACH	44.17	50.00	55.00	35.00	40.00	50.00
PRIVATE SCHOOL FEE ENGLISH MED. AVG.STANDARD (CLASS I)	PER MONTI	1916.67	1800.00	1587.50	550.00	500.00	700.00
PRIVATE SCHOOL FEE ENGLISH MED. AVG. STANDARD (CLASS V)	PER MONTI	2016.67	2000.00	1797.50	650.00	800.00	900.00
PRIVATE SCHOOL FEE ENGLISH MED. AVG. STANDARD (CLASS VI)	PER MONTI	2033.33	2150.00	1847.50	750.00	1000.00	900.00
PRIVATE SCHOOL FEE ENGLISHMED. AVG. STANDARD (CLASS X)	PER MONTI	2125.00	2600.00	2287.50	850.00	1800.00	1300.00
PRIVATE MEDICLE COLLEGE FEE MBBS (IST YEAR)	PER MONTI	50000.00	0.00	50000.00	0.00	0.00	0.00
PRIVATE ENGINEERING COLLEGE FEE (ISTR YEAR)	PER MONTI	15000.00	15000.00	0.00	0.00	0.00	0.00
GOVT. COLLEGE FEE IST. YEAR	MONTH	42.09	42.09	42.09	42.09	42.09	42.09
GOVT. COLLEGE FEE 4TH. YEAR	MONTH	54.90	54.79	50.00	50.00	39.59	39.59
GOVT. UNIVERSITY FEE MSC.	MONTH	1487.93	1487.93	539.58	620.00	540.00	540.00
GOVT. MED. COLLEGE FEE MBBS	MONTH	641.67	641.66	641.66	642.00	641.66	641.66
GOVT. ENGG. COLL. FEE I YEAR	MONTH	595.83	595.83	0.00	404.17	595.83	0.00
COACHING FEE FOR CLASS IX/X	PER MONTI	2500.00	2500.00	1200.00	700.00	1000.00	1750.00
COACHING CHARGES FOR CLASS IST YEAR/INTER (SCIENCE)	PER MONTI	3000.00	3000.00	1500.00	700.00	1100.00	2750.00
COACHING CHARGES FOR CLASS IST YEAR/INTER (COMMERCE)	PER MONTI	3000.00	3000.00	1000.00	750.00	1000.00	950.00
I.T. TUITION FEES	PER MONTI	5277.83	5000.00	4166.00	2500.00	2100.00	0.00
MBA TUITION FEES	PER MONTI	6369.50	6000.00	3000.00	3000.00	2100.00	0.00
BREAD TANDOORI ST. SIZE	EACH	10.00	10.00	10.00	10.00	6.00	10.00
COOKED MUTTON (AV. HOTEL)	PLATE	150.00	120.00	150.00	150.00	140.00	145.00
COOKED BEEF (AV. HOTEL)	PLATE	120.00	100.00	90.00	90.00	100.00	105.00
COOKED DAL (AV. HOTEL)	PLATE	60.00	60.00	57.50	47.50	70.00	50.00
CHICKEN BIRYANI FULL/DOUBLE	PLATE	133.33	120.00	140.00	120.00	145.00	190.00
TEA PREPARED (ORDINARY)	CUP	15.00	20.00	17.50	15.00	15.00	17.50
HAIRCUT CHARGES FOR MEN	P/CUT	141.67	120.00	85.00	60.00	45.00	75.00
BEAUTY PORL HAIR STYL CHARGE	P/STY.	250.00	225.00	400.00	155.00	140.00	450.00
SHAVING CHARGES	PER SHV	76.67	60.00	26.25	37.50	32.50	45.00

Contd.

7.11 Intercity Consumer Prices February, 2015

Description	Unit	Peshawar	Mardan	Abbotta- bad	Bannu	D.I. Khan	Mingora
LIPSTICK S.MISS/MEDORA	EACH	110.00	120.00	100.00	95.00	100.00	90.00
NAIL POLISH S.MISS/MEDORA	EACH	100.00	100.00	105.00	90.00	100.00	85.00
PERFUME MED.SIZE MEDORA/BROACH	EACH	193.33	200.00	110.00	120.00	180.00	150.00
HAIR-OIL AMLA/CHAMBELI	BOTTLE	115.00	115.00	120.00	100.00	85.00	100.00
TOILET SOAP LUX 95 GRAMS	EACH	40.38	40.38	40.38	40.38	40.38	40.38
TOILET SOAP LIFEBOUY 140 GRM	EACH	36.00	36.00	36.00	36.00	36.00	36.00
TOILET SOAP SAFEGUARD BATH SIZE	EACH	48.00	48.00	48.00	48.00	48.00	48.00
TOOTHPASTE MACKLINES 70 GRM	EACH	50.00	50.00	50.00	50.00	50.00	50.00
TOOTHPAST MED SIZE CLGATE 70 GMS	EACH	60.67	60.67	60.67	60.67	60.67	60.67
TOOTHBRUSH SHEILD A/PLAUQUE	EACH	45.00	45.00	42.50	32.50	40.00	46.25
TOOTHPOWDER DENTONIC 90 GRM	EACH	25.00	25.00	25.00	25.00	25.00	25.00
HAIR-COLOUR BEGIN (6 GMS)	EACH	96.67	100.00	90.00	95.00	90.00	100.00
HAIR COLOUR (KALAKOLA)	BOTTLE	130.00	120.00	130.00	120.00	125.00	120.00
FACECREAM PONDS (MEDIUM)	EACH	110.00	110.00	110.00	120.00	110.00	120.00
TALC POWDER VICE ROAY,B.CAT	EACH	120.00	145.00	120.00	120.00	110.00	110.00
BLADE TREET ORDINARY 10'S	PKT.	30.83	35.00	30.00	30.00	30.00	30.00
BLADE 7-O-CLOCK STAIN. 5'S	PKT.	35.00	35.00	30.00	30.00	30.00	32.50
SHAMPOO SUNSILK/PAINTIN 100 ML	BOTTLE	100.00	100.00	100.00	100.00	110.00	110.00
BEAUTY CREAM (FAIR & LOVELY)	EACH	85.00	85.00	155.00	85.00	120.00	115.00
HAIR REMOVING CREAM (EU-CREAM)	TUBE	60.00	55.00	60.00	55.00	55.00	65.00
GEL MEDIUM SIZE	BOTTLE	120.00	120.00	120.00	65.00	85.00	120.00
DISPOSABLE RAZOR GILLET-II	EACH	45.00	45.00	35.00	35.00	40.00	45.00
SHAVING CREAM TOUCH-ME/ADM.	EACH	60.00	60.00	60.00	55.00	55.00	60.00
GOLD TEZABI 24 CT	10 GM.	42416.00	42416.67	39951.00	42000.00	41500.00	39810.00
SILVER TEZABI 24 CT	10 GM.	633.00	666.00	643.00	750.00	610.00	610.00
ARTIFICIAL JEWELLARY SET	SET	950.00	850.00	725.00	750.00	230.00	1425.00
WRIST WATCH GENTS CITIZEN (ORIGINAL) ***	EACH	4000.00	4000.00	2000.00	2500.00	2500.00	2500.00
WRIST WATCH LADIES CITIZEN (ORIGINAL) ***	EACH	4000.00	4000.00	1800.00	2500.00	2500.00	2500.00
WALL CLOCK QUARTZ AV.QLTY	EACH	1350.00	1350.00	525.00	425.00	255.00	650.00
SUITCASE REXIN (24"x16"x6")	EACH	783.33	900.00	1000.00	675.00	725.00	800.00
TRUNK MEDIUM SIZE ***	EACH	4250.00	3800.00	1150.00	1650.00	1300.00	2200.00
PURSE LADIES (LEATHER) AVERAGE QUALITY	EACH	1266.67	975.00	700.00	675.00	500.00	600.00

7.11 Intercity Consumer Prices February, 2015

Description	Unit	Quetta	Turbat	Gawadar	Loralai	Khuzdar	D.M. Jamali
WHEAT	10 KG.	385.00	450.00	450.00	355.00	450.00	315.00
WHEAT FLOUR FINE/SUPERIOR.	KG.	43.00	58.00	55.00	37.00	50.00	38.00
WHEAT FLOUR AVG. QLTY	KG.	41.00	48.00	48.00	39.00	48.00	36.00
WHEAT FLOUR BAG	10 KG.	410.00	490.00	505.00	390.00	480.00	400.00
MAIDA	KG.	60.00	75.00	80.00	60.00	52.00	45.00
SUJI	KG.	60.00	80.00	80.00	60.00	70.00	50.00
BESAN AV. QLTY.	KG.	100.00	110.00	120.00	100.00	110.00	90.00
RICE BASMATI SUP. QLTY.	KG.	155.00	170.00	180.00	120.00	105.00	120.00
RICE BASMATI 385/386	KG.	95.00	90.00	105.00	140.00	65.00	90.00
RICE BASMATI BROKEN AV.QLTY	KG.	90.00	67.50	70.00	80.00	50.00	45.00
RICE IRRI-6 (SINDH/PUNJAB)	KG.	50.00	55.00	56.00	50.00	45.00	37.50
VERMICELLI	KG.	75.00	80.00	70.00	70.00	70.00	70.00
BREAD PLAIN MEDIUM SIZE	EACH	40.00	30.00	30.00	35.00	40.00	30.00
RUSK (PAPAY)	KG.	135.00	160.00	160.00	160.00	150.00	120.00
BISCUITS-PACKED	PKT	35.00	35.00	35.00	35.00	35.00	35.00
BISCUIT-BAKERY (LOOSE)	250 GM	55.00	56.00	60.00	55.00	80.00	70.00
CORNFLAKS FAUJI 225 GM.	PKT	162.00	153.00	154.00	120.00	153.00	180.00
SAMOSA (VEGATABLE)	EACH	12.00	7.00	6.00	15.00	6.00	10.00
PASTRY AV.QLTY.	EACH	22.50	20.00	20.00	22.50	15.00	20.00
PATTIES (VEGATABLES)	EACH	25.00	20.00	20.00	20.00	15.00	17.00
NIMCO	250 GM	45.00	70.00	70.00	75.00	80.00	65.00
CHIPS	250 GM	50.00	65.00	80.00	60.00	80.00	65.00
BEEF WITH BONE AV.QLTY.	KG	365.00	350.00	380.00	300.00	320.00	260.00
MUTTON AV.QLTY.	KG	600.00	650.00	650.00	560.00	520.00	540.00
CHICKEN FARM BROILER (LIVE)	KG	155.00	255.00	275.00	280.00	215.00	170.00
FISH-RAHU MEDIUM SIZE	KG	330.00	360.00	335.00	260.00	240.00	275.00
MILK FRESH (UNBOILED)	LTR.	85.00	110.00	110.00	85.00	80.00	80.00
CURD	KG.	100.00	120.00	120.00	90.00	90.00	120.00
MILK TETRA PACK 1/2 LTR.	PKT.	60.00	64.00	60.00	60.00	50.00	50.00
LACTOGEN 400 GRAMS	PKT.	425.00	425.00	425.00	435.00	395.00	435.00
POWDER MILK NIDO 400GM.	PKT	350.00	350.00	350.00	350.00	350.00	345.00
MILK POWDER LOOSE/PACKED	KG.	400.00	500.00	495.00	480.00	675.00	475.00
BUTTER LOCAL PACKED	50 GM.	24.00	30.00	30.00	0.00	30.00	30.00
EGGS FARM	DOZ	125.00	135.00	130.00	150.00	125.00	115.00
MUSTARD OIL AV.QLTY.	KG.	190.00	200.00	210.00	200.00	190.00	190.00
COOKING OIL (DALDA)	2.5LTR	505.00	515.00	510.00	485.00	550.00	490.00
COOKING OIL (PAKWAN) OTHER BRAND SPECIFY	2.5 LTR	480.00	520.00	540.00	500.00	550.00	460.00
VEGETABLE GHEE TIN	2.5KG.	495.00	525.00	520.00	475.00	550.00	485.00
VEGETABLE GHEE (LOOSE)	KG.	160.00	180.00	180.00	150.00	150.00	170.00
DATES AV.QLTY.	KG.	185.00	100.00	120.00	200.00	90.00	200.00
PISTACHIO AV.QLTY.	50 GM.	60.00	60.00	65.00	60.00	130.00	55.00
ALMONDS WHOLE AV.QLTY.	KG.	445.00	480.00	450.00	600.00	800.00	725.00
COCONUT DRY AV.QLTY.	KG.	240.00	200.00	200.00	220.00	400.00	350.00
RAISINS AV.QLTY.	50 GM.	22.50	20.00	20.00	14.00	60.00	27.50
GROUNDNUTS (WITH SHELL)	KG.	140.00	145.00	145.00	180.00	200.00	240.00
MALTA/MOSAMBI	DOZ	50.00	155.00	165.00	50.00	70.00	140.00
KINNU	DOZ	50.00	100.00	100.00	55.00	60.00	110.00
APPLE	KG	100.00	120.00	125.00	120.00	75.00	130.00
ALOO BUKHARA	KG	0.00	0.00	0.00	0.00	0.00	0.00
POMEGRANATE (ANNAR)	KG	0.00	0.00	0.00	0.00	0.00	0.00
GRAPES	KG	0.00	0.00	0.00	0.00	0.00	0.00
BANANAS	DOZ	65.00	65.00	75.00	55.00	45.00	50.00
MANGO KALMI	KG	0.00	0.00	0.00	0.00	0.00	0.00
GUAVA	KG	60.00	80.00	80.00	70.00	60.00	40.00
WATERMELON (TURBOOZ)	KG	0.00	0.00	0.00	0.00	0.00	0.00
MUSKMELON (KHARBOOZA)	KG	0.00	0.00	0.00	0.00	0.00	0.00
SWEETMELON (GARMA)	KG	0.00	0.00	0.00	0.00	0.00	0.00
PULSE MASOOR (WHOLE)	KG.	145.00	125.00	125.00	140.00	100.00	140.00
PULSE MASOOR (WASHED)	KG.	150.00	130.00	135.00	120.00	105.00	155.00
PULSE MOONG (WASHED)	KG.	185.00	140.00	140.00	160.00	140.00	175.00
PULSE MASH (WASHED)	KG.	185.00	150.00	152.50	130.00	135.00	145.00
PULSE GRAM	KG.	100.00	95.00	100.00	121.25	80.00	85.00
GRAM WHOLE BLACK AV QLTY.	KG.	105.00	120.00	120.00	120.00	150.00	110.00
GRAM WHOLE YELLOW AV.QLTY	KG.	150.00	160.00	160.00	120.00	170.00	160.00
BEANS (LAL LOBIA)	KG.	130.00	90.00	90.00	140.00	140.00	125.00

Contd.

7.11 Intercity Consumer Prices February, 2015

Description	Unit	Quetta	Turbat	Gawadar	Loralai	Khuzdar	D.M. Jamali
POTATOES	KG	30.00	40.00	45.00	20.00	30.00	17.50
ONION	KG	20.00	40.00	45.00	20.00	30.00	17.50
TURNIP	KG	20.00	55.00	60.00	20.00	25.00	20.00
RADISH	KG	27.50	25.00	35.00	30.00	30.00	20.00
TOMATOES	KG	45.00	70.00	80.00	60.00	70.00	25.00
CABBAGE	KG	37.50	75.00	85.00	50.00	30.00	30.00
CAULIFLOWER	KG	37.50	80.00	95.00	40.00	25.00	17.50
BRINJAL	KG	0.00	0.00	0.00	0.00	0.00	0.00
PUMPKIN	KG	0.00	0.00	0.00	0.00	0.00	0.00
BOTTLEGOURD	KG	0.00	0.00	0.00	0.00	0.00	0.00
LADY FINGER	KG	0.00	0.00	0.00	0.00	0.00	0.00
PEAS	KG	47.50	75.00	85.00	40.00	70.00	55.00
SPINACH	KG	20.00	25.00	35.00	20.00	10.00	22.50
TINDA	KG	0.00	0.00	0.00	0.00	0.00	0.00
TURAI	KG	0.00	0.00	0.00	0.00	0.00	0.00
KARAILA	KG	0.00	0.00	0.00	0.00	0.00	0.00
ARVI	KG	0.00	0.00	0.00	0.00	0.00	0.00
CHILLIES GREEN	KG	72.50	100.00	110.00	50.00	70.00	70.00
CARROT	KG	37.50	50.00	60.00	30.00	30.00	20.00
COCUMBER (KHEERA)	KG	57.50	100.00	105.00	40.00	0.00	45.00
LEMON	250GM	47.50	80.00	75.00	25.00	80.00	45.00
SUGAR REFINED	KG.	53.00	65.00	67.50	55.00	57.00	53.00
GUR AV.QLTY	KG.	85.00	95.00	90.00	75.00	80.00	65.00
HONEY LANGANESE 500 GM.	BOTTLE	740.00	650.00	700.00	610.00	500.00	800.00
MILO 200 GM.	BOTTLE	185.00	150.00	150.00	200.00	200.00	220.00
CUSTARD POWDER RAFHAN 300 GM.	PKT	75.00	80.00	80.00	80.00	70.00	75.00
TOFFEE (HILAL)	EACH	1.00	2.00	2.50	1.00	1.00	2.00
CHOWKELATE CANDY (SMALL SIZE)	EACH	5.00	5.00	5.00	5.00	5.00	5.00
SWEETMEAT (MIXED)	KG	250.00	350.00	350.00	250.00	300.00	285.00
ICE CREAM WALLS	CUP.	40.00	40.00	40.00	40.00	40.00	40.00
ICE	KG	15.00	10.00	10.00	12.00	20.00	10.00
JAM AHMED/MITCHELLES	BOTTLE	135.00	115.00	115.00	140.00	190.00	125.00
SQUASH-MITCHELLES	BOTTLE	145.00	142.50	150.00	150.00	150.00	150.00
ROOH AFZA	BOTTLE	145.00	150.00	155.00	140.00	145.00	150.00
JAM-E-SHIREEN	BOTTLE	145.00	150.00	150.00	145.00	150.00	150.00
SAUNF	50 GM	13.50	14.50	14.00	15.00	30.00	15.00
CINAMON LOOSE AV. QLTY	50 GM.	22.50	30.00	40.00	25.00	30.00	22.50
CUMINSEED WHITE NATIONAL	50 GM.	50.00	51.00	50.00	52.00	50.00	54.00
PEPPER BLACK NATIONAL	50 GM.	96.00	74.00	75.00	96.00	80.00	96.00
CLOVES LOOSE AV.QLTY	50 GM.	86.00	50.00	50.00	100.00	80.00	120.00
CARDAMOM LARGE LOOSE AV.QLTY	50 GM.	145.00	60.00	70.00	150.00	160.00	105.00
CARDAMOM SMALL AV.QLTY	50 GM.	180.00	150.00	150.00	150.00	180.00	65.00
SALT-POWDERED (LAHORI) LOOSE	KG.	10.00	10.00	10.00	12.00	10.00	10.00
SALT POWDERED (NATIONAL/SHAN)	PKT	25.00	20.00	25.00	25.00	25.00	25.00
CHILLIES POWD.NATIONAL 200GM	PKT	105.00	105.00	105.00	105.00	105.00	105.00
CHILLIES POWDER LOOS	KG.	290.00	350.00	350.00	300.00	200.00	255.00
CORRIANDER SEED POWD.NATIONAL	PKT	80.00	80.00	80.00	58.00	100.00	87.00
CORRIANDER SEED (LOOSE)	KG.	230.00	150.00	290.00	240.00	300.00	245.00
TURMERIC POWD.NATIONAL 50GM	PKT.	35.00	35.00	35.00	35.00	39.00	35.00
CURRY POWD. NATIONAL 200 GM	PKT.	87.00	86.00	86.00	86.00	86.00	86.00
TOMATO KETCHUP AHMED/MITCHL	BOTTLE	85.00	80.00	80.00	90.00	90.00	95.00
PICKLES AHMED/MITCHELLES	BOTTLE	105.00	100.00	100.00	110.00	110.00	92.50
VINEGAR SYNTHETIC (SIRKA)	BOTTLE	75.00	50.00	60.00	80.00	50.00	75.00
GARLIC	KG	125.00	155.00	160.00	100.00	150.00	120.00
GINGER	KG	125.00	190.00	200.00	200.00	180.00	240.00
TAPAL DANEDAR TEA 200GM PACKET	PKT	113.68	126.32	126.32	126.32	126.32	129.47
TEA LIPTON YELLOW LABEL 200GM.	PKT.	131.58	131.58	131.58	131.58	131.58	131.58
TEA LOOSE KENYA AV.QLTY 250GM.	PKT.	112.50	160.00	170.00	120.00	140.00	160.00
COFFEE-NESCAFE 75 GM. **	BOTTLE	300.00	290.00	300.00	300.00	270.00	275.00
COLD DRINK (STANDARD SIZ)	BOTTLE	25.00	30.00	30.00	25.00	25.00	25.00
FRUIT JUICE TETRA PACK	PKT.	15.00	20.00	20.00	16.50	20.00	15.00
MINERAL WATER NESTLE 1.5 LTR	BOTTLE	45.00	50.00	50.00	45.00	45.00	50.00
CIGARETTES K-2 10'S **	PKT	50.00	45.00	45.00	45.00	45.00	45.00
CIGARETTES CAPSTAN 10'S **	PKT	50.00	62.50	60.00	50.00	50.00	50.00
CIGARETTES GOLD LEAF 20'S	PKT	100.00	105.00	105.00	100.00	100.00	102.50

Contd.

7.11 Intercity Consumer Prices February, 2015

Description	Unit	Quetta	Turbat	Gawadar	Loralai	Khuzdar	D.M. Jamali
CIGARETTES MORVEN GOLD 20'S	PKT	50.00	60.00	60.00	50.00	50.00	50.00
BETEL LEAVES	50GM.	40.00	40.00	40.00	35.00	50.00	55.00
BETEL NUTS	KG.	235.00	240.00	240.00	240.00	350.00	200.00
LONG CLOTH 57" GUL AHMED/AL-KARAM	METER	170.00	180.00	180.00	171.25	190.00	225.00
SHIRTING AV.QLTY.	METER	150.00	150.00	150.00	135.00	160.00	155.00
PANT CLOTH W & WEAR AV.QLTY	METER	300.00	270.00	300.00	370.00	180.00	200.00
LAWN PRINTED GUL AHMED/AL-KARAM	METER	180.00	150.00	150.00	190.00	180.00	205.00
GEORGETTE AV.QLTY	METER	105.00	80.00	80.00	145.00	95.00	70.00
LINEN AV.QLTY ***	METER	85.00	70.00	75.00	130.00	140.00	100.00
HEAVY WT SUITING LAWERNCPUR AVG QLTY	METER	1100.00	1100.00	1100.00	1000.00	1100.00	900.00
HEAVY WT SUITING LAWERNCPUR SUP QLTY	METER	1300.00	1300.00	1300.00	1500.00	1300.00	1300.00
TROPICAL SUITING LAW.PUR	METER	950.00	950.00	950.00	1000.00	950.00	950.00
PANT BOY 24"/26" LENGTH.	EACH	375.00	300.00	360.00	500.00	800.00	325.00
SHIRT BOY 24"/26" LENGTH	EACH	275.00	300.00	330.00	300.00	800.00	325.00
SCHOOL UNI. PANT,SHIRT BOYS	SUIT	475.00	750.00	700.00	550.00	800.00	485.00
SCHOOL UNI. KAMEEZ,SHAL.BOYS	SUIT	450.00	700.00	680.00	500.00	450.00	350.00
SCHOOL UNI. KAMEEZ,SHAL.GIRL	SUIT	475.00	750.00	800.00	495.00	800.00	500.00
FROCK W/WEAR GIRLS	EACH	450.00	200.00	245.00	475.00	700.00	350.00
AWAMI-SUIT W & W(BOY) 24"/26	SUIT	475.00	900.00	800.00	500.00	500.00	550.00
AWAMI-SUIT W&W (GENTS)AV.QLTY	SUIT	675.00	850.00	850.00	700.00	700.00	1100.00
PULLOVER GENTS OXFORD/BON.	EACH	3250.00	2000.00	2000.00	2800.00	2000.00	1900.00
PULLOVER LADIES OXFORD/BON.	EACH	3350.00	2150.00	2175.00	3000.00	2750.00	1700.00
PULLOVER (GENTS) OTHERS A.QTY	EACH	725.00	500.00	575.00	1100.00	750.00	1500.00
SECOND-HAND COAT FOR MEN	EACH	300.00	250.00	250.00	343.75	280.00	225.00
SECONDHAND SWEETER FOR MEN DUP QLTY	EACH	350.00	200.00	200.00	350.00	220.00	200.00
SECONDHAND WINTER JACKET	EACH	325.00	275.00	275.00	275.00	220.00	275.00
UNDERWEAR AV.QLTY MEDIUM SIZE	EACH	65.00	90.00	90.00	70.00	170.00	65.00
VEST FOR MEN AV.QLTY.	EACH	75.00	115.00	105.00	86.25	150.00	130.00
VEST/SHAMEEZ (WOMEN) AVG. QLTY	EACH	105.00	160.00	170.00	105.00	275.00	100.00
SOCKS NYLON (PAKISTANI)	PAIR	67.50	120.00	120.00	75.00	70.00	55.00
BRASSIER AV.QLTY.	EACH	100.00	120.00	120.00	107.50	200.00	130.00
BRASSIER SUP QLTY	EACH	250.00	190.00	200.00	300.00	300.00	212.50
DOPATTA GEORGETTE AV.QLTY.	EACH	210.00	280.00	300.00	210.00	250.00	190.00
DOPATTA COTTON AV GLTY	EACH	125.00	190.00	215.00	112.50	225.00	140.00
CHADDAR (W/WEAR) (2x2.5 MTR)	EACH	230.00	280.00	300.00	290.00	300.00	525.00
LUNGI/DHOTI(COTTON) AVG. QLTY	EACH	240.00	235.00	265.00	450.00	275.00	200.00
HANDKERCHIEF AVG. QLTY PAK	EACH	30.00	50.00	45.00	32.50	50.00	45.00
HANDKERCHIEF SUP. QLTY PAK	EACH	50.00	65.00	65.00	45.00	70.00	65.00
GLOVES AV QLTY	PAIR	55.00	85.00	85.00	60.00	200.00	45.00
AZARBAND COTTON AVG. QLTY	EACH	12.50	20.00	20.00	13.50	20.00	30.00
SEWING THREAD/REEL(ASLI PARI)	EACH	4.00	7.00	7.00	7.00	6.00	5.50
WASHING CHARGES PAINT & SHIRT	SUIT	65.00	45.00	50.00	75.00	170.00	55.00
DRY CLEANING SUIT COAT PANT	SUIT	150.00	200.00	245.00	150.00	175.00	155.00
WASHING CH. (KAMIZ-SHALWAR)	PAIR	40.00	45.00	45.00	45.00	55.00	55.00
TAILORING SHIRT	EACH	265.00	250.00	250.00	300.00	250.00	275.00
TAILORING CHARGES PANT (MEN)	EACH	425.00	375.00	375.00	400.00	375.00	500.00
TAILORING COAT-PANT SUIT	SUIT	3250.00	3250.00	3250.00	3500.00	3250.00	3500.00
TAILORING AWAMI-SUIT (MALE)	SUIT	475.00	550.00	550.00	500.00	450.00	475.00
TAILORING SUIT FEMALE	SUIT	475.00	400.00	400.00	500.00	375.00	325.00
GENTS SHOES PAUL BATA	PAIR	1199.00	1199.00	1199.00	1199.00	1199.00	1199.00
GENTS SANDAL BATA	PAIR	699.00	699.00	699.00	699.00	699.00	699.00
GENTS SPOUNG CHAPPAL BATA	PAIR	179.00	179.00	179.00	179.00	179.00	179.00
LADIES SANDAL BATA	PAIR	499.00	499.00	499.00	499.00	499.00	499.00
LADIES SPOUNG CHAPPAL BATA	PAIR	179.00	179.00	179.00	179.00	179.00	179.00
CHILD SHOE POWER LITE BATA	PAIR	599.00	599.00	599.00	599.00	599.00	599.00
GENTS SHOE, ART 1109 SERVICE	PAIR	999.00	999.00	999.00	999.00	999.00	999.00
NYLON JOGGER 27 SIZE 2-5 ***	PAIR	1299.00	1299.00	1299.00	1299.00	1299.00	1299.00
CHINA FOOT WEAR AV. QLTY (MALE) *	PAIR	475.00	850.00	750.00	500.00	200.00	550.00
CHINA FOOT WEAR AV. QLTY (FEMALE) *	PAIR	300.00	600.00	600.00	350.00	200.00	425.00
CHINA FOOT WEAR AV. QLTY (CHILDREN) *	PAIR	285.00	550.00	600.00	300.00	200.00	275.00
SHOE REPAIR HALF SOLE	PAIR	90.00	120.00	100.00	55.00	80.00	85.00
SHOES POLISH CHARGES AVERAGE SHOP	PAIR	20.00	30.00	30.00	17.50	20.00	12.50
HOUSE RENT (combined)	MONTH	9621.00	3569.00	5429.00	4054.00	1997.00	3312.00
rent 2	pm	9621.00	3569.00	5429.00	4054.00	1997.00	3312.00
RENT3	PM	9621.00	3569.00	5429.00	4054.00	1997.00	3312.00

Contd.

7.11 Intercity Consumer Prices February, 2015

Description	Unit	Quetta	Turbat	Gawadar	Loralai	Khuzdar	D.M. Jamali
RENT4	PM	9621.00	3569.00	5429.00	4054.00	1997.00	3312.00
RENT5	PM	9621.00	3569.00	5429.00	4054.00	1997.00	3312.00
RENT6	PM	9621.00	3569.00	5429.00	4054.00	1997.00	3312.00
SYNTHETIC ENEMAL ROBIALAC BALTI 3.64 LTR.	EACH	1615.00	1600.00	1600.00	1550.00	1900.00	1700.00
SYNTHETIC ENEMAL ICI BALTI 3.64 LTR.	EACH	1875.00	1700.00	1750.00	1650.00	1900.00	1450.00
CEMENT (LOCAL) SPECIFY BRAND NAME	BAG	560.00	547.50	560.00	470.00	550.00	515.00
BRICKS (NEW) IST CLASS	P/1000	6250.00	0.00	0.00	6500.00	5000.00	6000.00
CEMENT BLOCKS (6"x8"x12")	P/100	0.00	1900.00	2000.00	0.00	1700.00	0.00
BAJREE	100CFT	4250.00	3400.00	3900.00	2775.00	5000.00	2200.00
SAND (BLACK PIT SAND)	K100CFT	3250.00	3000.00	3000.00	2300.00	0.00	2000.00
TIMBER SHESHAM LOG IST QUALITY	cubmt.	55582.00	0.00	0.00	0.00	0.00	0.00
IRON BAR (M.S. BAR) 1/2"	P/TON	80000.00	76500.00	77500.00	74500.00	90000.00	81000.00
CARPANTER WAGE RATE	P/DAY	900.00	1000.00	1000.00	1000.00	1000.00	600.00
MASON (RAJ) WAGE RATE	P/DAY	1100.00	1250.00	1400.00	900.00	950.00	700.00
UNSKILLED LABOUR WAGE RATE	P/DAY	550.00	650.00	650.00	550.00	350.00	375.00
PLUMBER WAGE RSTE	P/DAY	800.00	1000.00	1000.00	1100.00	1000.00	650.00
ELECTICIAN WAGE RATE PER DAY	P/DAY	750.00	1000.00	1050.00	700.00	0.00	550.00
ELECTICIAN WAGE RATE PER POINT	P/PNT	150.00	100.00	100.00	175.00	100.00	125.00
WATER CHARGES PER HOUSE	P/MONTH	125.00	150.00	250.00	0.00	190.00	300.00
ELECT.CHARGES UPTO 50 UNITS	P/UNIT	2.00	2.00	2.00	2.00	2.00	2.00
ELECT.CHARGES 01 - 100 UNIT	P/UNIT	5.79	5.79	5.79	5.79	5.79	5.79
ELECT.CHARGES 101 - 300 UNIT	P/UNIT	9.90	9.90	9.90	9.90	9.90	9.90
ELECT.CHARGES 301 - 1000 UNIT	P/UNIT	15.63	15.63	15.63	15.63	15.63	15.63
ELECT.CHARGES ABOVE 1000 UNIT	P/UNIT	17.71	17.71	17.71	17.71	17.71	17.71
ELEC	PM	10.21	10.21	10.21	10.21	10.21	10.21
GAS CHR9 upto 3.3719 MMBUT	MMBTU	124.18	0.00	0.00	0.00	0.00	124.18
GAS CHR9 3.3719 - 6.7438 MMBUT	MMBTU	248.37	0.00	0.00	0.00	0.00	248.37
GAS CHR9 6.7438 - 10.1157 MMBUT	MMBTU	248.37	0.00	0.00	0.00	0.00	248.37
GAS CHR910.1157 - 13.4876 MMBUT	MMBTU	620.91	0.00	0.00	0.00	0.00	620.91
GAS	PM	620.91	0.00	0.00	0.00	0.00	620.91
GAS	PM	372.55	0.00	0.00	0.00	0.00	372.55
KEROSENE OIL	LTR	72.00	120.00	120.00	90.00	90.00	110.00
FIREWOOD WHOLE	40 KG.	575.00	360.00	400.00	400.00	400.00	375.00
CHAIR SHESHAM WOOD WITH ARMS	EACH	1150.00	2000.00	2000.00	1350.00	1400.00	1550.00
CHAIR PLASTIC (CHAIRMAN) AVERAGE QUALITY	EACH	550.00	700.00	750.00	587.50	1200.00	750.00
TABLE SHESHAM WOOD (4X2X5")	EACH	5500.00	3900.00	3700.00	4500.00	4500.00	5625.00
SOFASET WOODEN WITH FOAM SEAT	SET	28000.00	10000.00	8500.00	10000.00	12000.00	12000.00
COT IRON (WITH NIWAR)AV.QLTY.	EACH	2600.00	2500.00	2450.00	2550.00	2000.00	2500.00
ALMIRAH (STEEL) 6'X3' 20 GUAGE	EACH	9000.00	10000.00	10000.00	6750.00	11000.00	13000.00
DINNING TABLE 6 CHAIRS A.QLTY	SET	13000.00	24000.00	20000.00	11000.00	10500.00	15500.00
SINGLE BED WITHOUT FOAM MED.	EACH	6500.00	3700.00	3600.00	4500.00	8000.00	5750.00
MATRESS SINGLE(4"THICK)	EACH	3750.00	3500.00	2950.00	3900.00	4000.00	5000.00
FARSHI DARI 12'X9' AV.QLTY	EACH	1000.00	500.00	500.00	1000.00	2500.00	1200.00
DARI COTTON (6'x2 1/2") AV.QL	EACH	475.00	383.33	300.00	500.00	1500.00	425.00
CARPET PLAIN AV. QLTY	SQFT.	61.25	48.67	50.00	35.00	35.00	45.00
QUILT (LIHAF) 3 KG. COTTON	EACH	700.00	550.00	500.00	625.00	1200.00	675.00
BLANKET (90" x 54")	EACH	2000.00	2500.00	2500.00	2000.00	3000.00	3750.00
BEDSHEET SINGLE BED SUP.QLTY	EACH	575.00	380.00	380.00	500.00	1000.00	550.00
BED SHEET DOUBLE WITH TWO PILLOW COVERS SUP QLTY	SET	575.00	490.00	445.00	550.00	1200.00	800.00
TOWEL(3'x2') AV. QALTY	EACH	150.00	200.00	215.00	206.25	350.00	120.00
CEILING FAN 48" SUPER QLTY	EACH	2650.00	3700.00	3600.00	2500.00	3000.00	3150.00
PEDESTAL FAN 22" SUPER QLTY	EACH	3600.00	3500.00	3500.00	3500.00	3500.00	4100.00
REFG. DAWLENCE 10 CFT. D.DOOR	EACH	29500.00	34000.00	33500.00	26300.00	38000.00	32000.00
D-FREEZER WAVES 8 CFT.	EACH	25000.00	31000.00	33000.00	25000.00	35000.00	25500.00
AIRCONDITIONER 1.5 TON PEL	EACH	39500.00	43500.00	43300.00	40000.00	46000.00	44500.00
SPLIT AIR CONDITIONER 1.5 TON (SPECIFY BRAND NAME)	EACH	40000.00	45000.00	45500.00	43500.00	40000.00	46000.00
AIRCOOLER SUPER ASIA	EACH	11500.00	9500.00	9500.00	11500.00	10500.00	10000.00
WASHING MACHINE SINGER	EACH	15200.00	14700.00	14700.00	15000.00	14700.00	14700.00
SEWING MACHINE(SINGER)	EACH	5210.00	5400.00	5250.00	5400.00	5210.00	5210.00
GIZER LARGE SIZE 30 GALLON CAPACITY SUP QLTY	EACH	12500.00	10000.00	10000.00	12000.00	17000.00	14750.00
GAS BURNER DOUBLE SPFY.BRAND	EACH	1250.00	1350.00	1200.00	1700.00	2000.00	1500.00
ELECT. IRON PHILIPS MDL.1120	EACH	1150.00	1300.00	1200.00	1200.00	1200.00	1450.00
ELECTRIC JUICER FOR APPLE	EACH	3800.00	3700.00	3600.00	3500.00	2500.00	4000.00
S.STEEL DEGHCHI MEDIUM SIZE	EACH	500.00	700.00	700.00	500.00	600.00	575.00
ALUMINIUM COOKING PAN (DEGCHI) MED SIZE	EACH	425.00	550.00	600.00	400.00	900.00	500.00

Contd.

7.11 Intercity Consumer Prices February, 2015

Description	Unit	Quetta	Turbat	Gawadar	Loralai	Khuzdar	D.M. Jamali
NON STICK COOKING PAN (DEGCHI) SUP. QLTY	EACH	350.00	725.00	700.00	345.00	400.00	550.00
FRYING PAN STEEL AVG. QLTY MED. SIZE	EACH	260.00	250.00	200.00	200.00	800.00	375.00
TAWA IORN (MEDIUM SIZE) AVG. QLTY	EACH	200.00	275.00	275.00	200.00	400.00	300.00
S.STEEL PLATE A.QLTY.(M.SIZE)	EACH	85.00	90.00	80.00	42.50	110.00	65.00
TABLE SPOON S.STEEL SUP.QLTY.	DOZEN	325.00	240.00	250.00	300.00	450.00	420.00
WATER SET JUG+6 GLASSES (OMROC)	SET	340.00	400.00	400.00	750.00	900.00	450.00
TEA SET PAK. CHINAWARE 21 PCS.	SET	1100.00	1200.00	800.00	2500.00	1250.00	1950.00
DINNER SET PLASTIC 72 PIECES SUPERIOR QLTY	SET	4750.00	3350.00	2650.00	3000.00	2100.00	4450.00
HOTPOT SET PLASTIC 3 PCS.	SET	1050.00	900.00	900.00	1150.00	1300.00	1900.00
BUCKET(BALTI) PLASTIC MED.SIZ	EACH	285.00	370.00	365.00	350.00	300.00	275.00
LOTA PLASTIC (MED SIZE) AVERAGE QUALITY	EACH	40.00	60.00	60.00	50.00	60.00	60.00
PRESURE COOKER 4 LTR.	EACH	1100.00	950.00	750.00	1400.00	1250.00	1225.00
WATER COOLER 9/10 LTR.PLASTIC ***	EACH	500.00	435.00	475.00	550.00	500.00	850.00
THERMOS STARVAC 1 LTR	EACH	375.00	490.00	580.00	425.00	500.00	350.00
BULB PHILIPS 100-WATTS	EACH	30.00	30.00	30.00	25.00	30.00	25.00
TUBE LIGHT PHILIPS 40 WATTS	EACH	100.00	135.00	130.00	110.00	100.00	95.00
ELECTRIC BLUBS "0" WATTE LOCAL	EACH	20.00	25.00	20.00	20.00	20.00	25.00
ELECTRIC BLUB ENERGY SAVER 14 WATTS	EACH	180.00	120.00	130.00	140.00	150.00	180.00
WASHING SOAP 250 GMS SPECIFY BRAND NAME	EACH	30.00	24.00	25.00	29.50	30.00	30.00
SURF EXCEL 400 GMS POLY BAG	EACH	125.00	125.00	125.00	125.00	125.00	125.00
WASHING POWDER 1000 GRM	EACH	175.00	190.00	185.00	175.00	175.00	185.00
WASHING POWDER (WHEEL/ BONUS) 100 GRAMS	EACH	85.00	98.00	100.00	90.00	85.00	95.00
CLEANSER POWDER VIM 1000 GM	PKT.	72.22	72.22	72.22	66.67	66.67	66.67
FINIS 500 ML	BOTTLE	187.50	190.00	180.00	123.75	170.00	165.00
PHNYLE TYPHONE/FINIS/CARRANITE 3 LITRES	BOTTLE	120.00	135.00	140.00	150.00	150.00	115.00
HARPIC	BOTTLE	130.00	132.50	135.00	135.00	125.00	130.00
BOOT POLISH CHERRY/KIWI 50ML	EACH	100.00	80.00	80.00	80.00	80.00	100.00
ROBIN BLUE (35 GRAMS)	PKT.	35.00	25.00	30.00	50.00	25.00	25.00
TISSU PAPER PERFUMED 100 PCS.	PKT	100.00	100.00	95.00	118.75	110.00	90.00
TOILET PAPER ROLL (R.PETEL)	P/ROLL	35.00	35.00	40.00	37.50	40.00	40.00
BOOT POLISH LIQUID CHEERY BLOSSOM KIWI 75 ML	BOTTLE	120.00	120.00	120.00	120.00	120.00	140.00
MATCH BOX SMALL	EACH	1.00	2.00	2.00	2.00	1.50	1.50
DRY CELL 1.5 VOLT(LOCAL)	EACH	15.00	15.00	15.00	25.00	25.00	20.00
HAND STITCHING NEEDLE M.SIZE	PACKET	5.00	8.00	8.00	6.00	10.00	5.00
SEWING MACHINE NEEDLE (SINGER)	EACH	5.00	6.00	6.00	5.00	6.00	5.00
HOUSEHOLD SERVANT FEMALE P/T	P/MNTH	1350.00	4000.00	4000.00	1500.00	3000.00	900.00
MARRIAGE HALL WITH FURNITURE	P/HEAD	80.00	50.00	50.00	50.00	50.00	50.00
SEPTRAN TABLETS	10TAB.	15.00	15.00	15.00	16.00	15.00	16.00
BRUFEN TABS 200-MG.	10TAB.	10.00	10.00	10.00	10.00	10.00	10.00
PANADOL TAB. EXTRA/PLAIN	10TAB.	10.00	10.00	10.00	10.00	10.00	10.00
DISPRIN TAB.	10TAB.	10.00	10.00	10.00	10.00	10.00	10.00
TRISIL TAB.	10 TAB	10.00	10.00	10.00	10.00	10.00	10.00
FLAGYL TAB. 200 MG.	10TAB.	10.00	10.00	10.00	10.00	10.00	10.00
VENTOLIN TAB. 2MG.	10TAB.	9.00	9.00	9.00	9.00	9.00	9.00
DAONIL TAB. 5 MG.	10TAB.	17.00	17.00	17.00	17.00	17.00	17.00
ENTOX TAB.	10TAB.	10.00	10.00	10.00	10.00	10.00	10.00
RENITEC TAB. 5 MG.	10TAB.	59.00	59.00	59.00	59.00	59.00	59.00
CAC. 1000 TAB	BOTTLE	122.00	122.00	122.00	122.00	122.00	122.00
AMOXIL CAPSOLE 250 MG.S	10CAP.	36.00	36.00	36.00	36.00	36.00	36.00
CALCIUM SYRUP SANDOZ	BOTTLE	64.00	64.00	64.00	64.00	64.00	64.00
LEDERPLEX SYRUP	BOTTLE	35.00	35.00	35.00	35.00	35.00	35.00
SANCOS SYRUP (50 ML.)	BOTTLE	30.00	30.00	30.00	30.00	30.00	30.00
PHENERGAN SYRUP 120 ML.	BOTTLE	33.00	33.00	33.00	33.00	33.00	33.00
CALPOL SYRUP 60 ML.	BOTTLE	28.00	28.00	28.00	28.00	28.00	28.00
HYDRYLLIN SYRUP 120 ML.	BOTTLE	65.00	65.00	65.00	65.00	65.00	65.00
POLYFAX EYE OINTMENT	TUBE	21.00	21.00	21.00	21.00	21.00	21.50
BETNESOL EYE DROPS	BOTTLE	33.89	33.89	33.89	33.89	33.89	33.89
EAR DROPS (CARDISPORINE) ***	BOTTLE	21.00	21.00	21.00	21.00	21.00	21.00
BETNOVATE-N OINTMENT 5 GMS	TUBE	16.00	16.00	16.00	16.00	16.00	16.00
BURNOL CREAM 30 GRM	TUBE	16.00	16.00	16.00	16.00	16.00	16.00
VICKS VAPORUB/BALM	BOTTLE	36.00	36.00	37.00	36.00	36.00	36.00
GLYCRINE SMALL BOTTLE	BOTTLE	45.00	20.00	20.00	30.00	25.00	15.00
JOUHAR JOSHANDA	PKT.	6.00	7.00	7.00	8.00	7.00	6.00
GALXOS-D (450 GRMS)	PKT.	151.88	151.88	151.88	151.88	157.50	157.50
GRIFE-WATER WOODWARDS	BOTTLE	50.00	55.00	55.00	55.00	50.00	55.00

Contd.

7.11 Intercity Consumer Prices February, 2015

Description	Unit	Quetta	Turbat	Gawadar	Loralai	Khuzdar	D.M. Jamali
SANIPLAST ONE PUTTY	EACH	1.50	3.00	3.00	2.00	2.00	1.45
O.R.S. (NIMCOL)	PKT.	15.00	15.00	15.00	15.00	15.00	15.00
DETTOL (MEDIUM)	BOTTLE	46.80	46.80	46.80	46.80	46.80	46.80
COTTON BANDAGE 2" - 4"	EACH	10.00	15.00	15.00	13.00	12.00	10.00
THERMOMETER CHINA	EACH	35.00	50.00	50.00	35.00	50.00	40.00
DOCTOR (MBBS) CLINIC FEE	P/PAT.	200.00	350.00	300.00	200.00	200.00	90.00
URINE TEST (DR) CHARGES	P/TEST	80.00	250.00	300.00	100.00	100.00	85.00
BLOOD TEST (CP) CHARGES	P/TEST	200.00	350.00	350.00	200.00	125.00	225.00
SUGAR TEST (RANDOM/FASTING BOTH) CHARGES	P/TEST	175.00	300.00	300.00	150.00	150.00	200.00
ECG CHARGES	P/TEST	175.00	400.00	400.00	200.00	300.00	150.00
X-RAY (CHEST) CHARGES	P/X-RAY	300.00	350.00	350.00	250.00	230.00	350.00
CAR SUZUKI 800 CC (W/O. A/C)	EACH	0.00	0.00	0.00	0.00	0.00	0.00
CAR SUZUKI 1000 CC	EACH	1044000.00	0.00	0.00	0.00	0.00	0.00
CAR TOYOTA 1300 CC	EACH	1568000.00	0.00	0.00	0.00	0.00	0.00
CAR HONDA CIVIC	EACH	2035000.00	0.00	0.00	0.00	0.00	0.00
MOTORCYCLE HONDA CD-70.	EACH	69500.00	70000.00	69000.00	70000.00	0.00	69750.00
MOTORCYCLE YAMAHA 100CC.	EACH	80600.00	81000.00	81750.00	81000.00	0.00	0.00
MOTOR CYCLE HERO 70 CC	EACH	45000.00	50000.00	0.00	50000.00	0.00	0.00
BICYCLE WITH TYRES & TUBES	EACH	7062.50	6000.00	5200.00	7000.00	0.00	7000.00
TYRE CAR WITH TUBE GENERAL	EACH	3250.00	4000.00	4000.00	3300.00	3000.00	3300.00
TYRE MOTOR CYCLE WITHOUT TUBE	EACH	1050.00	1300.00	1400.00	1100.00	1250.00	1100.00
TYRE CYCLE SPECIFY BRAND NAME	EACH	350.00	300.00	300.00	350.00	450.00	475.00
TYRE CAR W/O TUBE	EACH	3137.50	3500.00	3500.00	2500.00	6600.00	2800.00
PETROL SUPER	LITRE	70.29	70.29	70.29	70.29	70.29	70.29
HIGH SPEED DIESEL HSD	LITRE	80.61	80.61	80.61	80.61	80.61	80.61
CNG	K.G.	76.35	0.00	0.00	0.00	0.00	76.35
GAS CYLINDER STAND. SIZE	EACH	1650.00	1100.00	1100.00	1700.00	1500.00	1700.00
MOTOR CYCLE SERVICE CHARGES	EACH	275.00	200.00	200.00	200.00	300.00	200.00
CAR SERVICE CHARGES	EACH	450.00	300.00	500.00	375.00	400.00	300.00
TYRE PUNCTURE CHARGES	EACH	45.00	80.00	85.00	50.00	75.00	65.00
CYCLE OVERHAULING CHARGES	EACH	190.00	150.00	155.00	190.00	200.00	100.00
CAR TAX FOR 800CC TO 1300CC	YEARLY	400.00	400.00	400.00	400.00	400.00	400.00
TRAIN FARE ECO. 1-100 KM.	P/KM.	0.68	0.68	0.68	0.00	0.00	0.68
TRAIN FARE ECO. 101-500 KM.	P/KM.	0.98	0.00	0.98	0.00	0.00	0.98
TRAIN FARE ECO. > 500 KM.	P/KM.	0.89	0.89	0.89	0.00	0.00	0.89
TRAIN FARE IST SLP. 1-100KM	P/KM.	2.10	2.10	2.10	0.00	0.00	2.10
TRAIN FARE IST SLP.101-500 KM	P/KM.	2.59	2.59	2.59	0.00	0.00	2.59
TRAIN FARE IST SLP. > 500 KM	P/KM.	1.99	1.99	1.99	0.00	0.00	1.99
TRAIN FARE A/C SLP. 1-100KM.	P/KM	5.76	5.76	5.76	0.00	0.00	5.76
TRAIN FARE A/C SLP.101-500KM	P/KM.	4.59	4.59	4.59	0.00	0.00	4.59
TRAIN FARE A/C SLP > 500KM.	P/KM	4.16	4.16	4.16	0.00	0.00	4.16
PLATEFORM TICKET	EACH	10.00	0.00	10.00	0.00	0.00	10.00
AUTO RICKSHAW FARES	KM/MIN	65.00	40.00	55.00	50.00	65.00	50.00
FULL TONGA CHARGES	KM/MIN	80.00	0.00	0.00	50.00	0.00	0.00
TAXI 4 SEATER FARE	KM/MIN	60.00	50.00	60.00	60.00	60.00	60.00
BUS FARE MIN (WITHIN CITY)	TICKET	20.00	0.00	0.00	0.00	0.00	0.00
BUS FARE MAX (WITHIN CIT	TICKET	20.00	0.00	0.00	0.00	0.00	0.00
BUS FARE OUTSIDE CITY	P/KM.	0.90	0.90	0.90	0.90	0.90	0.90
A/C BUS FARE OUTSIDE CITY	P/KM.	1.35	1.35	1.35	1.35	1.35	1.35
MINIBUS FARE MIN.WITH IN CITY	TICKET	20.00	0.00	35.00	0.00	0.00	0.00
MINIBUS FARE MAX.WITH IN CITY	TICKET	20.00	0.00	0.00	0.00	0.00	0.00
SUZUKI FARE MIN.WITH IN CITY	TICKET	0.00	10.00	10.00	0.00	10.00	0.00
SUZUKI FARE MAXIMUM W.IN CITY	TICKET	0.00	30.00	30.00	0.00	30.00	0.00
AIR FARE ECONOMY CLASS.	P/KM.	19.26	19.26	19.26	0.00	19.26	0.00
POSTAL ENVELOPE DOMESTIC	EACH	8.00	8.00	8.00	8.00	8.00	8.00
ENVELOPE FOR SAUDI ARABIA	EACH	50.00	50.00	50.00	45.00	50.00	45.00
POSTAL REGISTRATION CHARGES	EACH	28.00	28.00	28.00	28.00	28.00	28.00
U.M.S. REG CHARGES MIN.	EACH	59.00	58.00	58.00	58.00	58.00	58.00
T.C.S. CH. MIN.WITH IN ZONE	EACH	110.00	150.00	150.00	110.00	150.00	150.00
TELEPHONE CHARGES LOCAL CALL	P/CALL	3.94	3.94	3.94	3.94	3.94	3.94
TEL CHARGES OUT SIDE CITY	P/CALL	3.94	3.94	3.94	3.94	3.94	3.94
INTERNET CHARGES	P/HOUR	25.00	30.00	30.00	38.75	20.00	20.00
MOBILE CELL CHARGES	P/UNIT	3.00	3.00	3.00	3.00	4.00	3.00
FAX CHARGES (LOCAL)	P/PAGE	15.00	25.00	25.00	20.00	20.00	15.00
TELEPHONE SET AV. QLTY	EACH	575.00	750.00	800.00	675.00	500.00	850.00

Contd.

7.11 Intercity Consumer Prices February, 2015

Description	Unit	Quetta	Turbat	Gawadar	Loralai	Khuzdar	D.M. Jamali
MOBILE SET NOKIA/SONY/ERICSON/SAMSUNG WITHOUT CAMERA	EACH	3000.00	2000.00	2100.00	2750.00	3000.00	3750.00
T.V. 20" COLORED WEGA H-A21.	EACH	18000.00	17000.00	17000.00	18000.00	17500.00	20000.00
T.V 20" COLOR CHINA/KORIA)	EACH	13000.00	8000.00	8000.00	12000.00	8500.00	16500.00
V.C.P. PANASONIC/LG/NAT	EACH	6900.00	4500.00	0.00	6000.00	0.00	6500.00
DVD/VCD PLAYER PANASONIC/LG	EACH	5200.00	3000.00	0.00	4800.00	3000.00	4750.00
RADIO WITH C.PLAYER NATIONAL	EACH	1925.00	1600.00	1675.00	2000.00	1900.00	1650.00
PERSONNEL COMPUTER (BRANDED)	EACH	42000.00	28000.00	28000.00	28000.00	28000.00	28000.00
VID. CASSETTE BLK. TDK/SONY	EACH	155.00	150.00	150.00	150.00	0.00	0.00
COM. C.D. (TDK/IMATION)	EACH	72.50	60.00	35.00	70.00	50.00	65.00
TAPE RECORDER CASSETTE BLANK	EACH	40.00	35.00	37.50	35.00	45.00	30.00
VIDEO GAME SEGA 16 BYTE	EACH	1150.00	900.00	900.00	1250.00	1000.00	0.00
CINEMA A/C. HIGH CLASS	TICKET	0.00	0.00	0.00	0.00	0.00	0.00
CINEMA NON-A/C HIGH CLASS	TICKET	150.00	0.00	0.00	20.00	0.00	0.00
CABLE CHARGES	P/MONT	400.00	350.00	300.00	300.00	300.00	300.00
TV.LICENCE FEE DOMESTIC	YEARLY	420.00	420.00	420.00	420.00	420.00	420.00
ENGLISH BOOK CLASS V1	EACH	59.00	59.00	59.00	59.00	59.00	59.00
ENGLISH BOOK CLASS IX OR X	EACH	72.00	72.00	72.00	72.00	72.00	72.00
ENG. BOOK IST.YR COMPLETE SET	EACH	65.00	65.00	65.00	65.00	65.00	65.00
ENGLISH BOOK BA/B.SC	EACH	175.00	175.00	175.00	175.00	175.00	175.00
URDU BOOK CLASS V (T.B.BORD)	EACH	82.00	82.00	82.00	82.00	82.00	82.00
URDU BOOK CLASS IX/X(T.B.B)	EACH	85.00	85.00	85.00	85.00	85.00	85.00
URDU BOOK IST.YEAR/INTER	EACH	85.00	85.00	85.00	85.00	85.00	85.00
URDU BOOK BA/B.SC	EACH	175.00	175.00	175.00	175.00	175.00	175.00
MATHS BOOK CALSS V (T.B.B)	EACH	55.00	55.00	55.00	55.00	55.00	55.00
MATHS BOOK CLASS IX OR X	EACH	130.50	130.50	130.50	130.50	130.50	130.50
MATHS BOOK IST.YEAR (T.B.B)	EACH	138.00	138.00	138.00	138.00	138.00	138.00
PAKISTAN STUDIES BOOK BA/B.SC	EACH	300.00	300.00	300.00	300.00	300.00	300.00
DAILY "DAWN"	P/COPY	19.00	19.00	19.00	19.00	19.00	19.00
DAILY "JANG"	P/COPY	12.00	12.00	12.00	12.00	12.00	12.00
DAILY "NAWA-E-WAQT"	P/COPY	12.00	12.00	12.00	12.00	12.00	12.00
WEEKLY "AKHBAR-E-JAHAN"	P/COPY	55.00	55.00	55.00	55.00	55.00	55.00
WEEKLY "MAG"	P/COPY	45.00	45.00	45.00	45.00	45.00	45.00
MONTHLY "NAUNEHAL DIGEST"	P/COPY	35.00	35.00	35.00	35.00	35.00	35.00
PAPER FOOLSCAPE (27"x17")	QUIRE	27.50	25.00	25.00	35.00	50.00	35.00
EXERCISE.BOOK LINED 80/100 PGS	EACH	37.50	40.00	40.00	40.00	50.00	27.50
PENCILGOLDFISH/DEER	EACH	5.00	5.00	5.00	5.00	5.00	4.50
PEN INK DOLLOR 57 ML BOTTLE	EACH	20.00	20.00	20.00	20.00	20.00	20.00
PHOTOSTATE PAPER 70 GM	PRT	355.00	530.00	550.00	400.00	400.00	350.00
BALL PEN (local)	EACH	5.00	7.00	7.00	5.00	5.00	5.00
FOUNTAIN PEN HERO/WINGS/CHINA	EACH	35.00	40.00	40.00	35.00	40.00	37.50
PRIVATE SCHOOL FEE ENGLISH MED. AVG.STANDARD (CLASS I)	P/MONT	750.00	625.00	700.00	500.00	350.00	375.00
PRIVATE SCHOOL FEE ENGLISH MED. AVG. STANDARD (CLASS V)	P/MONT	1150.00	725.00	800.00	700.00	560.00	550.00
PRIVATE SCHOOL FEE ENGLISH MED. AVG. STANDARD (CLASS VI)	P/MONT	1200.00	825.00	900.00	1000.00	675.00	700.00
PRIVATE SCHOOL FEE ENGLISHMED. AVG. STANDARD (CLASS X)	P/MONT	1400.00	925.00	1000.00	1200.00	635.00	850.00
PRIVATE MEDICLLE COLLEGE FEE MBBS (IST YEAR)	P/MONT	0.00	0.00	0.00	0.00	0.00	0.00
PRIVATE ENGINEERING COLLEGE FEE (ISTR YEAR)	P/MONT	5700.00	0.00	0.00	0.00	0.00	0.00
GOVT. COLLEGE FEE IST. YEAR	MONTH	60.00	7.50	7.50	7.50	7.50	7.00
GOVT. COLLEGE FEE 4TH. YEAR	MONTH	80.00	9.00	9.00	9.00	9.00	9.00
GOVT. UNIVERSITY FEE MSC.	MONTH	350.00	350.00	350.00	350.00	350.00	350.00
GOVT. MED. COLLEGE FEE MBBS	MONTH	950.00	0.00	950.00	0.00	0.00	950.00
GOVT. ENGG. COLL. FEE I YEAR	MONTH	850.00	0.00	3850.00	0.00	850.00	850.00
COACHING FEE FOR CLASS IX/X	P/MONT	500.00	1000.00	1000.00	600.00	600.00	1000.00
COACHING CHARGES FOR CLASS IST YEAR/INTER (SCIENCE)	P/MONT	1000.00	0.00	1000.00	0.00	0.00	1500.00
COACHING CHARGES FOR CLASS IST YEAR/INTER (COMMERCE)	P/MONT	1000.00	0.00	1000.00	0.00	0.00	1500.00
I.T. TUITION FEES	P/MONT	1800.00	0.00	920.00	0.00	0.00	0.00
MBA TUITION FEES	P/MONT	0.00	0.00	0.00	0.00	0.00	0.00
BREAD TANDOORI ST. SIZE	EACH	10.00	10.00	10.00	10.00	15.00	10.00
COOKED MUTTON (AV. HOTEL)	PLATE	150.00	120.00	155.00	200.00	200.00	115.00
COOKED BEEF (AV. HOTEL)	PLATE	80.00	90.00	125.00	120.00	150.00	80.00
COOKED DAL (AV. HOTEL)	PLATE	60.00	70.00	75.00	50.00	60.00	40.00
CHICKEN BIRYANI FULL/DOUBLE	PLATE	150.00	120.00	130.00	100.00	85.00	90.00
TEA PREPARED (ORDINARY)	CUP	21.00	10.00	10.00	20.00	20.00	20.00
HAIRCUT CHARGES FOR MEN	P/CUT	80.00	90.00	100.00	60.00	60.00	55.00
BEAUTY PORL HAIR STYL CHARGE	P/STY.	350.00	300.00	325.00	250.00	250.00	150.00
SHAVING CHARGES	PER SHV	40.00	35.00	35.00	40.00	30.00	25.00

Contd.

7.11 Intercity Consumer Prices February, 2015

Description	Unit	Quetta	Turbat	Gawadar	Loralai	Khuzdar	D.M. Jamali
LIPSTICK S.MISS/MEDORA	EACH	120.00	90.00	100.00	90.00	100.00	90.00
NAIL POLISH S.MISS/MEDORA	EACH	95.00	80.00	80.00	80.00	80.00	80.00
PERFUME MED.SIZE MEDORA/BROACH	EACH	100.00	100.00	100.00	100.00	150.00	180.00
HAIR-OIL AMLA/CHAMBELI	BOTTLE	100.00	90.00	80.00	100.00	100.00	110.00
TOILET SOAP LUX 95 GRAMS	EACH	40.38	40.38	40.38	40.38	40.38	40.38
TOILET SOAP LIFEBOUY 140 GRM	EACH	36.00	36.00	36.00	36.00	36.00	36.00
TOILET SOAP SAFEGUARD BATH SIZE	EACH	50.00	46.00	46.00	48.00	46.00	48.00
TOOTHPASTE MACKLINES 70 GRM	EACH	50.00	50.00	50.00	50.00	50.00	50.00
TOOTHPAST MED SIZE CLGATE 70 GMS	EACH	56.00	56.00	56.00	56.00	56.00	56.00
TOOTHBRUSH SHEILD A/PLAUQUE	EACH	50.00	50.00	50.00	40.00	50.00	47.50
TOOTHPOWDER DENTONIC 90 GRM	EACH	25.00	25.00	25.00	25.00	25.00	25.00
HAIR-COLOUR BEGIN (6 GMS)	EACH	95.00	90.00	90.00	95.00	90.00	95.00
HAIR COLOUR (KALAKOLA)	BOTTLE	120.00	120.00	120.00	120.00	120.00	120.00
FACECREAM PONDS (MEDIUM)	EACH	120.00	100.00	100.00	120.00	160.00	110.00
TALC POWDER VICE ROAY,B.CAT	EACH	135.00	130.00	120.00	120.00	160.00	130.00
BLADE TREET ORDINARY 10'S	PKT.	30.00	30.00	30.00	35.00	45.00	30.00
BLADE 7-O-CLOCK STAIN. 5'S	PKT.	35.00	35.00	35.00	35.00	55.00	35.00
SHAMPOO SUNSILK/PAINTIN 100 ML	BOTTLE	110.00	115.00	110.00	100.00	100.00	110.00
BEAUTY CREAM (FAIR & LOVELY)	EACH	135.00	85.00	115.00	100.00	100.00	155.00
HAIR REMOVING CREAM (EU-CREAM)	TUBE	65.00	55.00	55.00	65.00	55.00	57.50
GEL MEDIUM SIZE	BOTTLE	80.00	60.00	60.00	80.00	120.00	120.00
DISPOSABLE RAZOR GILLET-II	EACH	45.00	45.00	47.50	45.00	45.00	40.00
SHAVING CREAM TOUCH-ME/ADM.	EACH	60.00	50.00	60.00	60.00	70.00	60.00
GOLD TEZABI 24 CT	10 GM.	41800.00	48500.00	49000.00	48000.00	40300.00	42000.00
SILVER TEZABI 24 CT	10 GM.	600.00	1000.00	1100.00	0.00	650.00	620.00
ARTIFICIAL JEWELLARY SET	SET	480.00	500.00	525.00	520.00	400.00	500.00
WRIST WATCH GENTS CITIZEN (ORIGINAL) ***	EACH	2550.00	2550.00	2500.00	2550.00	2500.00	2500.00
WRIST WATCH LADIES CITIZEN (ORIGINAL) ***	EACH	2550.00	2500.00	2500.00	2500.00	2500.00	2500.00
WALL CLOCK QUARTZ AV.QLTY	EACH	475.00	325.00	325.00	500.00	500.00	475.00
SUITCASE REXIN (24"x16"x6")	EACH	1500.00	950.00	950.00	1000.00	1950.00	900.00
TRUNK MEDIUM SIZE ***	EACH	675.00	650.00	700.00	650.00	1500.00	1200.00
PURSE LADIES (LEATHER) AVERAGE QUALITY	EACH	400.00	325.00	300.00	330.00	300.00	325.00

7.11 Inter-city Consumer Prices February, 2015

Value in Rupees

Description	Unit	Average	% Change
FOOD & NON-ALCOHOLIC BEVERAGES			
WHEAT	10 KG.	351.56	-0.01
WHEAT FLOUR FINE/SUPERIOR.	KG.	44.65	-1.04
WHEAT FLOUR AVG. QLTY	KG.	39.64	-1.27
WHEAT FLOUR BAG	10 KG.	396.93	-0.53
MAIDA	KG.	53.05	-1.08
SUJI	KG.	54.31	-1.67
BESAN AV. QLTY.	KG.	83.99	0.68
RICE BASMATI SUP. QLTY.	KG.	130.38	-1.89
RICE BASMATI 385/386	KG.	89.88	-3.19
RICE BASMATI BROKEN AV.QLTY	KG.	68.36	-1.58
RICE IRRI-6 (SINDH/PUNJAB)	KG.	48.96	0.06
VERMICELLI	KG.	78.57	-0.13
BREAD PLAIN MEDIUM SIZE	EACH	39.61	0.00
RUSK (PAPAY)	KG.	184.86	0.06
BISCUITS-PACKED	PKT	35	0.00
BISCUIT-BAKERY (LOOSE)	250 GM	74.47	0.00
CORNFLAKS FAUJI 225 GM.	PKT	171.88	0.00
SAMOSA (VEGATABLE)	EACH	12.44	0.24
PASTRY AV.QLTY.	EACH	25.34	0.00
PATTIES (VEGATABLES)	EACH	20.81	0.05
NIMCO	250 GM	65.04	0.00
CHIPS	250 GM	76.16	0.00
BEEF WITH BONE AV.QLTY.	KG	289.08	0.18
MUTTON AV.QLTY.	KG	565.02	0.81
CHICKEN FARM BROILER (LIVE)	KG	141.76	-17.95
FISH-RAHU MEDIUM SIZE	KG	289.79	-1.80
MILK FRESH (UNBOILED)	LTR.	74.54	0.00
CURD	KG.	87.72	0.00
MILK TETRA PACK 1/2 LTR.	PKT.	59.38	0.00
LACTOGEN 400 GRAMS	PKT.	427.31	0.23
POWDER MILK NIDO 400GM.	PKT	350.88	0.76
MILK POWDER LOOSE/PACKED	KG.	499.93	-0.20
BUTTER LOCAL PACKED	50 GM.	28.89	0.07
EGGS FARM	DOZ	101.35	
MUSTARD OIL AV.QLTY.	KG.	184.58	-0.88
COOKING OIL (DALDA)	2.5LTR	510.03	-0.89
COOKING OIL (PAKWAN) OTHER BRAND SPECIFY	2.5 LTR	477.79	-1.00
VEGETABLE GHEE TIN	2.5KG.	494.45	-0.60
VEGETABLE GHEE (LOOSE)	KG.	153.45	-2.20
DATES AV.QLTY.	KG.	178.94	-0.11
PISTACHIO AV.QLTY.	50 GM.	107.17	-0.11
ALMONDS WHOLE AV.QLTY.	KG.	583.58	0.05
COCONUT DRY AV.QLTY.	KG.	285.65	-0.09
RAISINS AV.QLTY.	50 GM.	21.81	-1.00
GROUNDNUTS (WITH SHELL)	KG.	184.44	-0.69
MALTA/MOSAMBI	DOZ	114.98	4.33
KINNU	DOZ	75.35	0.78
APPLE	KG	112.98	2.52
ALOO BUKHARA	KG	0	
POMEGRANATE (ANNAR)	KG	0	
GRAPES	KG	0	
BANANAS	DOZ	63.14	6.19
MANGO KALMI	KG	0	
GUAVA	KG	64.04	-3.03
WATERMELON (TURBOOZ)	KG	0	

Contd.

7.11 Inter-city Consumer Prices February, 2015

Value in Rupees

Description	Unit	Average	% Change
MUSKMELON (KHARBOOZA)	KG	0	
SWEETMELON (GARMA)	KG	0	
PULSE MASOOR (WHOLE)	KG.	123.6	0.54
PULSE MASOOR (WASHED)	KG.	135.53	-0.01
PULSE MOONG (WASHED)	KG.	164.56	0.38
PULSE MASH (WASHED)	KG.	159.46	0.60
PULSE GRAM	KG.	80.37	-0.32
GRAM WHOLE BLACK AV.QLTY.	KG.	80.28	-0.26
GRAM WHOLE YELLOW AV.QLTY	KG.	112.87	-0.23
BEANS (LAL LOBIN)	KG.	141.73	-0.41
POTATOES	KG	23.93	-17.00
ONION	KG	22.7	-5.89
TURNIP	KG	23.37	-8.24
RADISH	KG	20.64	-7.49
TOMATOES	KG	51.76	0.68
CABBAGE	KG	35.44	-5.52
CAULIFLOWER	KG	31.76	-10.31
BRINJAL	KG	0	
PUMPKIN	KG	0	
BOTTLEGOURD	KG	0	
LADY FINGER	KG	0	
PEAS	KG	41.9	-47.17
SPINACH	KG	19.91	-9.42
TINDA	KG	0	
TURAI	KG	0	
KARAILA	KG	0	
ARVI	KG	0	
CHILLIES GREEN	KG	82.2	13.61
CARROT	KG	27.44	-9.94
COCUMBER (KHEERA)	KG	58.6	-19.43
LEMON	250GM	31.89	-3.71
SUGAR REFINED	KG.	54.63	0.66
GUR AV.QLTY	KG.	80.01	-0.47
HONEY LANGANESE 500 GM.	BOTTLE	782.31	0.26
MILO 200 GM.	BOTTLE	199.1	0.25
CUSTARD POWDER RAFHAN 300 GM.	PKT	75	0.08
TOFFEE (HILAL)	EACH	1.31	0.00
CHOWKELATE CANDY (SMALL SIZE)	EACH	5	0.00
SWEETMEAT (MIXED)	KG	304.23	0.08
ICE CREAM WALLS	CUP.	40	0.00
ICE	KG	10	0.50
JAM AHMED/MITCHELLES	BOTTLE	131.29	0.00
SQUASH-MITCHELLES	BOTTLE	146.56	0.00
ROOH AFZA	BOTTLE	142.38	0.00
JAM-E-SHIREEN	BOTTLE	147.63	0.00
SAUNF	50 GM	17.42	0.87
CINAMON LOOSE AV. QLTY	50 GM.	24.91	0.57
CUMINSEED WHITE NATIONAL	50 GM.	51.95	0.10
PEPPER BLACK NATIONAL	50 GM.	94.43	0.00
CLOVES LOOSE AV.QLTY	50 GM.	94.13	0.00
CARDAMOM LARGE LOOSE AV.QLTY	50 GM.	141.96	1.21
CARDAMOM SMALL AV.QLTY	50 GM.	106.59	-0.34
SALT-POWDERED (LAHORI) LOOSE	KG.	9.82	0.00
SALT POWDERED (NATIONAL/SHAN)	PKT	24.38	0.00
CHILLIES POWD.NATIONAL 200GM	PKT	105	0.00
CHILLIES POWDER LOOS	KG.	264.47	0.68
CORRIANDER SEED POWD.NATIONAL	PKT	86.75	0.46

Contd.

7.11 Inter-city Consumer Prices February, 2015

Value in Rupees

Description	Unit	Average	% Change
CORRIANDER SEED (LOOSE)	KG.	260.98	0.55
TURMERIC POWD.NATIONAL 50GM	PKT.	35.2	0.00
CURRY POWD. NATIONAL 200 GM	PKT.	86.65	0.02
TOMATO KETCHUP AHMED/MITCHL	BOTTLE	89.04	0.85
PICKLES AHMED/MITCHELLES	BOTTLE	103.88	0.13
VINEGAR SYNTHETIC (SIRKA)	BOTTLE	72.86	0.69
GARLIC	KG	142.31	-0.38
GINGER	KG	176.96	-8.21
TAPAL DANEDAR TEA 200GM PACKET	PKT	127.47	1.17
TEA LIPTON YELLOW LABEL 200GM.	PKT.	134.13	2.68
TEA LOOSE KENYA AV.QLTY 250GM.	PKT.	132.73	-1.07
COFFEE-NESCAFE 75 GM. **	BOTTLE	325.63	0.77
COLD DRINK (STANDARD SIZ)	BOTTLE	23.92	0.00
FRUIT JUICE TETRA PACK	PKT.	17.74	0.74
MINERAL WATER NESTLE 1.5 LTR	BOTTLE	47.44	0.13
ALCOHOLIC BEVERAGES & TOBACCO			
CIGARETTES K-2 10'S **	PKT	46	0.00
CIGARETTES CAPSTAN 10'S **	PKT	50.13	0.00
CIGARETTES GOLD LEAF 20'S	PKT	99.88	0.00
CIGARETTES MORVEN GOLD 20'S	PKT	50.06	0.00
BETEL LEAVES	50GM.	63.64	0.30
BETEL NUTS	KG.	311.66	0.67
CLOTHING & FOOTWEAR			
LONG CLOTH 57" GUL AHMED/AL-KARAM	METER	212.77	0.00
SHIRTING AV.QLTY.	METER	165.37	0.00
PANT CLOTH W & WEAR AV.QLTY	METER	378.52	0.00
LAWN PRINTED GUL AHMED/AL-KARAM	METER	259.03	0.00
GEORGETTE AV.QLTY	METER	133.14	0.28
LINEN AV.QLTY ***	METER	148.93	0.16
HEAVY WT SUITING LAWERNCPUR SUP QLTY	METER	1263.2	0.00
HEAVY WT SUITING LAWERNCPUR AV QLTY	METER	1717.88	0.00
TROPICAL SUITING LAW.PUR	METER	1072.63	0.00
PANT BOY 24"/26" LENGTH.	EACH	473.85	0.00
SHIRT BOY 24"/26" LENGTH	EACH	368.53	0.00
SCHOOL UNI. PANT,SHIRT BOYS	SUIT	630.35	0.00
SCHOOL UNI. KAMEEZ,SHAL.BOYS	SUIT	593.67	0.00
SCHOOL UNI. KAMEEZ,SHAL.GIRL	SUIT	626.29	0.00
FROCK W/WEAR GIRLS	EACH	931.76	0.01
AWAMI-SUIT W & W(BOY) 24"/26	SUIT	915.02	0.60
AWAMI-SUIT W&W (GENTS)AV.QLTY	SUIT	1230.96	0.07
PULLOVER GENTS OXFORD/BON.	EACH	2752.65	0.00
PULLOVER LADIES OXFORD/BON.	EACH	2610.83	-0.47
PULLOVER (GENTS) OTHERS A.QTY	EACH	929.66	0.20
SECOND-HAND COAT FOR MEN	EACH	426.49	-1.16
SECONDHAND SWEETER FOR MEN DUP QLTY	EACH	298.21	0.52
SECONDHAND WINTER JACKET	EACH	414.99	-0.23
UNDERWEAR AV.QLTY MEDIUM SIZE	EACH	124.35	0.00
VEST FOR MEN AV.QLTY.	EACH	127.13	0.00
VEST/SHAMEEZ (WOMEN) AVG. QLTY	EACH	149.83	0.00
SOCKS NYLON (PAKISTANI)	PAIR	82.94	0.00
BRASSIER AV.QLTY.	EACH	146.96	0.00
BRASSIER SUP QLTY	EACH	336.2	0.37
DOPATTA GEORGETTE AV.QLTY.	EACH	285.03	0.00
DOPATTA COTTON AV GLTY	EACH	222.62	0.00
CHADDAR (W/WEAR) (2x2.5 MTR)	EACH	437.87	0.00
LUNGI/DHOTI(COTTON) AVG. QLTY	EACH	298.93	0.08

Contd.

7.11 Inter-city Consumer Prices February, 2015

Value in Rupees

Description	Unit	Average	% Change
HANDKERCHIEF AVG. QLTY PAK	EACH	38.25	0.00
HANDKERCHIEF SUP. QLTY PAK	EACH	60.66	0.12
GLOVES AV QLTY	PAIR	97.45	2.36
AZARBAND COTTON AVG. QLTY	EACH	16.94	0.00
SEWING THREAD/REEL(ASLI PARI)	EACH	6.65	0.00
WASHING CHARGES PAINT & SHIRT	SUIT	93.2	0.27
DRY CLEANING SUIT COAT PANT	SUIT	307.28	0.00
WASHING CH. (KAMIZ-SHALWAR)	PAIR	65.58	0.00
TAILORING SHIRT	EACH	333.97	0.19
TAILORING CHARGES PANT (MEN)	EACH	567.44	0.00
TAILORING COAT-PANT SUIT	SUIT	3597.05	0.00
TAILORING AWAMI-SUIT (MALE)	SUIT	512.5	0.55
TAILORING SUIT FEMALE	SUIT	432.11	0.00
GENTS SHOES PAUL BATA	PAIR	1199	0.00
GENTS SANDAL BATA	PAIR	699	0.00
GENTS SPOUNG CHAPPAL BATA	PAIR	179	0.00
LADIES SANDAL BATA	PAIR	499	0.00
LADIES SPOUNG CHAPPAL BATA	PAIR	179	0.00
CHILD SHOE POWER LITE BATA	PAIR	599	0.00
GENTS SHOE, ART 1109 SERVICE	PAIR	999	0.00
NYLON JOGGER 27 SIZE 2-5 ***	PAIR	1299	0.00
CHINA FOOT WEAR AV. QLTY (MALE) *	PAIR	669.49	0.37
CHINA FOOT WEAR AV. QLTY (FEMALE) *	PAIR	513.96	0.06
CHINA FOOT WEAR AV. QLTY (CHILDREN) *	PAIR	431.24	0.58
SHOE REPAIR HALF SOLE	PAIR	97.87	0.00
SHOES POLISH CHARGES AVERAGE SHOP	PAIR	17.71	0.00
HOUSING, WATER, ELECT,GAS & OTH FUEL			
HOUSE RENT (combined)	MONTH	6305.05	0.00
rent 2	pm	6305.05	0.00
RENT3	PM	6305.05	0.00
RENT4	PM	6305.05	0.00
RENT5	PM	6305.05	0.00
RENT6	PM	6305.05	0.00
SYNTHETIC ENEMAL ROBIALAC BALTI 3.64 LTR.	EACH	1826.33	0.00
SYNTHETIC ENEMAL ICI BALTI 3.64 LTR.	EACH	1912.3	0.00
CEMENT (LOCAL) SPECIFY BRAND NAME	BAG	515.19	-0.26
BRICKS (NEW) IST CLASS	P/1000	6237.74	-0.70
CEMENT BLOCKS (6"x8"x12")	P/100	2297.31	0.00
BAJREE	100CFT	3687.41	-1.24
SAND (BLACK PIT SAND)	K100CFT	2152.61	-1.49
TIMBER SHESHAM LOG IST QUALITY	cubmt.	52135.83	0.67
IRON BAR (M.S. BAR) 1/2"	P/TON	76898.72	-0.89
CARPANTER WAGE RATE	P/DAY	788.34	0.24
MASON (RAJ) WAGE RATE	P/DAY	860.33	1.25
UNSKILLED LABOUR WAGE RATE	P/DAY	463.48	1.64
PLUMBER WAGE RSTE	P/DAY	785.5	0.96
ELECTICIAN WAGE RATE PER DAY **	P/DAY	714.04	0.59
ELECTICIAN WAGE RATE PER POINT **	P/PNT	114.86	1.61
WATER CHARGES PER HOUSE	P/MONTH	115.26	0.00
ELECT.CHARGES UPTO 50 UNITS	P/UNIT	2	0.00
ELECT.CHARGES 01 - 100 UNIT	P/UNIT	5.79	0.00
ELECT.CHARGES 101 - 300 UNIT	P/UNIT	9.9	0.00
ELECT.CHARGES 301 - 1000 UNIT	P/UNIT	15.63	0.00
ELECT.CHARGES ABOVE 1000 UNIT	P/UNIT	17.71	0.00
ELEC	PM	10.21	0.00
GAS CHRg upto 3.3719 MMBTU	MMBTU	124.18	0.00
GAS CHRg 3.3719 - 6.7438 MMBTU	MMBTU	248.37	0.00

Contd.

7.11 Inter-city Consumer Prices February, 2015

Value in Rupees

Description	Unit	Average	% Change
GAS CHR 6.7438 - 10.1157 MMBUT	MMBTU	248.37	0.00
GAS CHR 10.1157 - 13.4876 MMBUT	MMBTU	620.91	0.00
GAS	PM	620.91	0.00
GAS	PM	372.55	0.00
KEROSENE OIL	LTR	89.12	-8.32
FIREWOOD WHOLE	40 KG.	515.23	-0.48
FURNISHING HOUSE HOLD EQUIPMENTS			
CHAIR SHESHAM WOOD WITH ARMS **	EACH	1893.28	0.70
CHAIR PLASTIC (CHAIRMAN) AVERAGE QUALITY	EACH	749	0.00
TABLE SHESHAM WOOD (4X2X5") ***	EACH	5390.6	1.13
SOFA SET WOODEN WITH FOAM SEAT **	SET	16613.39	0.19
COT IRON (WITH NIWAR) AV. QLTY.	EACH	2116.04	0.30
ALMIRAH (STEEL) 6'X3' 20 GUAGE	EACH	9569.3	0.21
DINNING TABLE 6 CHAIRS A. QLTY	SET	19391.25	1.17
SINGLE BED WITHOUT FOAM MED.	EACH	5847.59	0.69
MATRESS SINGLE (4" THICK)	EACH	4831.42	0.34
FARSHI DARI 12'X9' AV. QLTY	EACH	1262.81	0.00
DARI COTTON (6'x2 1/2') AV. QL	EACH	575.37	0.00
CARPET PLAIN AV. QLTY	SQFT.	39.7	0.13
QUILT (LIHAF) 3 KG. COTTON	EACH	892.86	0.00
BLANKET (90" x 54")	EACH	3322.52	0.08
BEDSHEET SINGLE BED SUP. QLTY	EACH	597.51	0.07
BED SHEET DOUBLE WITH TWO PILLOW COVERS SUP QLTY	SET	1164.09	0.11
TOWEL (3'x2') AV. QALTY	EACH	236.47	0.11
CEILING FAN 48" SUPER QLTY **	EACH	2991.83	0.01
PEDESTAL FAN 22" SUPER QLTY	EACH	4042.5	0.00
REFG. DAWLENCE 10 CFT. D.DOOR	EACH	30557.5	0.00
D-FREEZER WAVES 8 CFT.	EACH	29206.25	0.00
AIRCONDITIONER 1.5 TON PEL	EACH	41552.5	0.00
SPLIT AIR CONDITIONER 1.5 TON (SPECIFY BRAND NAME)	EACH	43876.25	0.00
AIRCOOLER SUPER ASIA	EACH	11493.75	0.00
WASHING MACHINE SINGER	EACH	15367.5	0.02
SEWING MACHINE (SINGER)	EACH	5784.13	0.20
GIZER LARGE SIZE 30 GALLON CAPACITY SUP QLTY	EACH	18071.25	0.70
GAS BURNER DOUBLE SPFY. BRAND	EACH	1709.73	0.07
ELECT. IRON PHILIPS MDL. 1120	EACH	1715.96	0.00
ELECTRIC JUICER FOR APPLE	EACH	5219.58	0.00
S. STEEL DEGHCHI MEDIUM SIZE ***	EACH	599.61	0.50
ALUMINIUM COOKING PAN (DEGCHI) MED SIZE	EACH	577.98	0.22
NON STICK COOKING PAN (DEGCHI) SUP. QLTY	EACH	836.74	0.68
FRYING PAN STEEL AVG. QLTY MED. SIZE	EACH	376	0.03
TAWA IORN (MEDIUM SIZE) AVG. QLTY	EACH	303.77	0.00
S. STEEL PLATE A. QLTY. (M. SIZE)	EACH	73.82	1.03
TABLE SPOON S. STEEL SUP. QLTY.	DOZEN	362.21	0.70
WATER SET JUG+6 GLASSES (OMROC)	SET	490.79	0.15
TEA SET PAK. CHINAWARE 21 PCS.	SET	1750.38	0.76
DINNER SET PLASTIC 72 PIECES SUPERIOR QLTY	SET	5129.74	0.28
HOTPOT SET PLASTIC 3 PCS.	SET	1291.6	0.07
BUCKET (BALTI) PLASTIC MED. SIZ	EACH	330.23	0.00
LOTA PLASTIC (MED SIZE) AVERAGE QUALITY	EACH	53	0.47
PRESURE COOKER 4 LTR.	EACH	1366.1	0.09
WATER COOLER 9/10 LTR. PLASTIC ***	EACH	579.24	0.00
THERMOS STARVAC 1 LTR	EACH	469.82	0.42
BULB PHILIPS 100-WATTS	EACH	30.33	0.00
TUBE LIGHT PHILIPS 40 WATTS	EACH	103.98	0.00
ELECTRIC BLUBS "0" WATTE LOCAL	EACH	21.93	0.00
ELECTRIC BLUB ENERGY SAVER 14 WATTS	EACH	158.25	0.00

Contd.

7.11 Inter-city Consumer Prices February, 2015

Value in Rupees

Description	Unit	Average	% Change
WASHING SOAP 250 GMS SPECIFY BRAND NAME	EACH	32.41	0.00
SURF EXCEL 400 GMS POLY BAG	EACH	125	0.00
WASHING POWDER 1000 GRM	EACH	183.13	0.00
WASHING POWDER (WHEEL/ BONUS) 100 GRAMS	EACH	96.26	0.00
CLEANSER POWDER VIM 1000 GM	PKT.	72.31	0.70
FINIS 500 ML	BOTTLE	181.78	0.34
PHNYLE TYPHONE/FINIS/CARRANITE 3 LITRES	BOTTLE	140.99	1.61
HARPIC	BOTTLE	133.5	0.56
BOOT POLISH CHERRY/KIWI 50ML	EACH	100.33	0.00
ROBIN BLUE (35 GRAMS)	PKT.	40.01	3.33
TISSU PAPER PERFUMED 100 PCS.	PKT	100.4	0.78
TOILET PAPER ROLL (R.PETEL)	P/ROLL	36.75	0.19
BOOT POLISH LIQUID CHEERY BLOSSOM KIWI 75 ML	BOTTLE	133.75	1.71
MATCH BOX SMALL	EACH	1.67	0.00
DRY CELL 1.5 VOLT(LOCAL)	EACH	22.56	0.45
HAND STITCHING NEEDLE M.SIZE	PACKET	7.65	0.00
SEWING MACHINE NEEDLE (SINGER)	EACH	6.09	0.00
HOUSEHOLD SERVANT FEMALE P/T	P/MNTH	1788.25	0.00
MARRIAGE HALL WITH FURNITURE HEALTH	P/HEAD	109.61	0.23
SEPTRAN TABLETS	10TAB.	15.54	0.65
BRUFEN TABS 200-MG.	10TAB.	10	0.00
PANADOL TAB. EXTRA/PLAIN	10TAB.	10	0.00
DISPRIN TAB.	10TAB.	10	0.00
TRISIL TAB.	10 TAB	10	0.00
FLAGYL TAB. 200 MG.	10TAB.	10	0.00
VENTOLIN TAB. 2MG.	10TAB.	9	0.00
DAONIL TAB. 5 MG.	10TAB.	17	0.00
ENTOX TAB.	10TAB.	10	0.00
RENITEC TAB. 5 MG.	10TAB.	59	0.00
CAC. 1000 TAB	BOTTLE	122	0.00
AMOXIL CAPSOLE 250 MG.S	10CAP.	36	0.00
CALCIUM SYRUP SANDOZ	BOTTLE	64	0.00
LEDERPLEX SYRUP	BOTTLE	35	0.00
SANCOS SYRUP (50 ML.)	BOTTLE	30	0.00
PHENERGAN SYRUP 120 ML.	BOTTLE	33	0.00
CALPOL SYRUP 60 ML.	BOTTLE	28	0.00
HYDRYLLIN SYRUP 120 ML.	BOTTLE	64.85	0.00
POLYFAX EYE OINTMENT	TUBE	21.01	0.00
BETNESOL EYE DROPS	BOTTLE	33.89	0.00
EAR DROPS (CARDISPORINE) ***	BOTTLE	21.00	0.00
BETNOVATE-N OINTMENT 5 GMS	TUBE	16.00	0.00
BURNOL CREAM 30 GRM	TUBE	16.00	0.00
VICKS VAPORUB/BALM	BOTTLE	36.03	0.00
GLYCRINE SMALL BOTTLE	BOTTLE	22.69	0.00
JOUHAR JOSHANDA	PKT.	7.30	0.69
GALXOS-D (450 GRMS)	PKT.	158.49	0.18
GRIPE-WATER WOODWARDS	BOTTLE	52.50	0.71
SANIPLAST ONE PUTTY	EACH	1.85	0.00
O.R.S. (NIMCOL)	PKT.	15.78	0.64
DETTOL (MEDIUM)	BOTTLE	46.80	0.00
COTTON BANDAGE 2" - 4"	EACH	9.20	0.00
THERMOMETER CHINA	EACH	42.34	0.31
DOCTOR (MBBS) CLINIC FEE	P/PAT.	171.31	0.00
URINE TEST (DR) CHARGES	P/TEST	101.91	0.00
BLOOD TEST (CP) CHARGES	P/TEST	239.88	0.00

Contd.

7.11 Inter-city Consumer Prices February, 2015

Value in Rupees

Description	Unit	Average	% Change
SUGAR TEST (RANDOM/FASTING BOTH) CHARGES	P/TEST	170.03	0.00
ECG CHARGES	P/TEST	228.11	0.55
X-RAY (CHEST) CHARGES	P/X-RAY	281.86	1.44
TRANSPORT			
CAR SUZUKI 800 CC (W/O. A/C)	EACH	645371.43	0.00
CAR SUZUKI 1000 CC	EACH	1065288.89	0.00
CAR TOYOTA 1300 CC	EACH	1631960.00	0.14
CAR HONDA CIVIC	EACH	2098315.79	0.00
MOTORCYCLE HONDA CD-70.	EACH	69688.46	0.00
MOTORCYCLE YAMAHA 100CC.	EACH	80060.29	0.00
MOTOR CYCLE HERO 70 CC	EACH	45448.53	0.00
BICYCLE WITH TYRES & TUBES	EACH	7473.61	0.44
TYRE CAR WITH TUBE GENERAL	EACH	3416.25	0.00
TYRE MOTOR CYCLE WITHOUT TUBE	EACH	1207.20	0.00
TYRE CYCLE SPECIFY BRAND NAME	EACH	375.02	0.00
TYRE CAR W/O TUBE	EACH	3261.88	0.00
PETROL SUPER	LITRE	70.29	-10.21
HIGH SPEED DIESEL HSD	LITRE	80.61	-6.52
CNG	K.G.	73.04	0.00
GAS CYLINDER STAND. SIZE	EACH	1306.50	-18.13
MOTOR CYCLE SERVICE CHARGES	EACH	256.83	0.00
CAR SERVICE CHARGES	EACH	332.32	0.00
TYRE PUNCTURE CHARGES	EACH	61.21	1.98
CYCLE OVERHAULING CHARGES	EACH	287.91	0.00
CAR TAX FOR 800CC TO 1300CC	YEARLY	1840.80	0.00
TRAIN FARE ECO. 1-100 KM.	P/KM.	0.68	0.00
TRAIN FARE ECO. 101-500 KM.	P/KM.	0.98	0.00
TRAIN FARE ECO. > 500 KM.	P/KM.	0.89	0.00
TRAIN FARE IST SLP. 1-100KM	P/KM.	2.1	0.00
TRAIN FARE IST SLP.101-500 KM	P/KM.	2.59	0.00
TRAIN FARE IST SLP. > 500 KM	P/KM.	1.99	0.00
TRAIN FARE A/C SLP. 1-100KM.	P/KM.	5.76	0.00
TRAIN FARE A/C SLP.101-500KM	P/KM.	4.59	0.00
TRAIN FARE A/C SLP > 500KM.	P/KM.	4.16	0.00
PLATFORM TICKET	EACH	10	0.00
AUTO RICKSHAW FARES	KM/MIN	56.41	-0.46
FULL TONGA CHARGES	KM/MIN	61.68	0.00
TAXI 4 SEATER FARE	KM/MIN	79.23	-0.64
BUS FARE MIN (WITHIN CITY)	TICKET	11.47	-2.47
BUS FARE MAX (WITHIN CIT	TICKET	20.11	-2.43
BUS FARE OUTSIDE CITY	P/KM.	0.9	0.00
A/C BUS FARE OUTSIDE CITY	P/KM.	1.38	0.00
MINIBUS FARE MIN.WITH IN CITY	TICKET	13.55	-4.44
MINIBUS FARE MAX.WITH IN CITY	TICKET	19.8	-5.71
SUZUKI FARE MIN.WITH IN CITY	TICKET	10.74	-2.98
SUZUKI FARE MAXIMUM W.IN CITY	TICKET	18.36	-2.44
AIR FARE ECONOMY CLASS.	P/KM.	19.26	0.00
COMMUNICATION			
POSTAL ENVELOPE DOMESTIC	EACH	8	0.00
ENVELOPE FOR SAUDI ARABIA	EACH	49.63	0.00
POSTAL REGISTRATION CHARGES	EACH	28	0.00
U.M.S. REG CHARGES MIN.	EACH	58.45	0.46
T.C.S. CH. MIN.WITH IN ZONE	EACH	130.88	1.55
TELEPHONE CHARGES LOCAL CALL	P/CALL	3.94	0.00
TEL CHARGES OUT SIDE CITY	P/CALL	3.94	0.00
INTERNET CHARGES	P/HOUR	28.71	1.77
MOBILE CELL CHARGES	P/UNIT	3.07	0.00

Contd.

7.11 Inter-city Consumer Prices February, 2015

Value in Rupees

Description	Unit	Average	% Change
FAX CHARGES (LOCAL)	P/PAGE	17.38	0.00
TELEPHONE SET AV. QLTY	EACH	756.95	0.00
MOBILE SET NOKIA/SONY/ERICSON/SAMSUNG WITHOUT CAMERA	EACH	2803.02	0.74
RECREATION AND CULTURE			
T.V. 20" COLORED WEGA H-A21.	EACH	19452.71	0.00
T.V 20" COLOR CHINA/KORIA)	EACH	11280.21	0.00
V.C.P. PANASONIC/LG/NAT	EACH	5436.31	0.00
DVD/VCD PLAYER PANASONIC/LG	EACH	4163.58	0.00
RADIO WITH C.PLAYER NATIONAL	EACH	2221.47	0.00
PERSONNEL COMPUTER (BRANDED)	EACH	43315.5	0.00
VID. CASSETTE BLK. TDK/SONY	EACH	144.9	0.00
COM. C.D. (TDK/IMATION)	EACH	53.77	0.47
TAPE RECORDER CASSETTE BLANK	EACH	46.65	0.00
VIDEO GAME SEGA 16 BYTE	EACH	1273.53	0.00
CINEMA A/C. HIGH CLASS	TICKET	85.48	3.01
CINEMA NON-A/C HIGH CLASS	TICKET	52.42	0.00
CABLE CHARGES	PER MONT	290.63	0.00
TV.LICENCE FEE DOMESTIC	YEARLY	420	0.00
ENGLISH BOOK CLASS V1	EACH	66.07	0.00
ENGLISH BOOK CLASS IX OR X	EACH	94.76	0.00
ENG. BOOK IST.YR COMPLETE SET	EACH	86.38	0.00
ENGLISH BOOK BA/B.SC	EACH	163.25	0.00
URDU BOOK CLASS V (T.B.BORD)	EACH	69.52	0.00
URDU BOOK CLASS IX/X(T.B.B)	EACH	101.19	0.00
URDU BOOK IST.YEAR/INTER	EACH	58.31	0.00
URDU BOOK BA/B.SC	EACH	144.50	0.00
MATHS BOOK CALSS V (T.B.B)	EACH	71.98	0.00
MATHS BOOK CLASS IX OR X	EACH	194.97	0.00
MATHS BOOK IST.YEAR (T.B.B)	EACH	145.04	0.00
PAKISTAN STUDIES BOOK BA/B.SC	EACH	150.50	0.00
DAILY "DAWN"	P/COPY	19.00	0.00
DAILY "JANG"	P/COPY	12.00	0.00
DAILY "NAWA-E-WAQT"	P/COPY	12.00	0.00
WEEKLY "AKHBAR-E-JAHAN"	P/COPY	55.00	0.00
WEEKLY "MAG"	P/COPY	45	0.00
MONTHLY "NAUNEHAL DIGEST"	P/COPY	35	0.00
PAPER FOOLSCAPE (27"x17")	QUIRE	37.71	0.00
EXERCISE.BOOK LINED 80/100 PGS	EACH	44.8	0.00
PENCILGOLDFISH/DEER	EACH	5.9	0.00
PEN INK DOLLOR 57 ML BOTTLE	EACH	21.25	0.00
PHOTOSTATE PAPER 70 GM	PRT	344.83	0.07
BALL PEN (local)	EACH	6.15	0.00
FOUNTAIN PEN HERO/WINGS/CHINA	EACH	42.64	0.90
EDUCATION			
PRIVATE SCHOOL FEE ENGLISH MEDIUM AVERAGE STANDARD (CLASS I)	PER MONTH	1158.76	0.00
PRIVATE SCHOOL FEE ENGLISH MEDIUM AVERAGE STANDARD (CLASS V)	PER MONTH	1287.94	0.00
PRIVATE SCHOOL FEE ENGLISH MEDIUM AVERAGE STANDARD (CLASS VI)	PER MONTH	1393.85	0.00
PRIVATE SCHOOL FEE ENGLISH MEDIUM AVERAGE STANDARD (CLASS X)	PER MONTH	1642.53	0.00
PRIVATE MEDICLE COLLEGE FEE MBBS (IST YEAR)	PER MONTH	44426.99	0.00
PRIVATE ENGINEERING COLLEGE FEE (ISTR YEAR)	PER MONTH	11971.7	0.00
GOVT. COLLEGE FEE IST. YEAR	MONTH	44.99	0.00
GOVT. COLLEGE FEE 4TH. YEAR	MONTH	59.03	0.00
GOVT. UNIVERSITY FEE MSC.	MONTH	401.64	0.00
GOVT. MED. COLLEGE FEE MBBS	MONTH	1302.55	0.00
GOVT. ENGG. COLL. FEE I YEAR	MONTH	1082.49	0.00

Contd.

7.11 Inter-city Consumer Prices February, 2015

Value in Rupees

Description	Unit	Average	% Change
COACHING FEE FOR CLASS IX/X	PER MONTH	1165.4	0.00
COACHING CHARGES FOR CLASS 1ST YEAR/INTER (SCIENCE)	PER MONTH	1678.96	0.00
COACHING CHARGES FOR CLASS 1ST YEAR/INTER (COMMERCE)	PER MONTH	1425.28	0.00
I.T. TUITION FEES	PER MONTH	2448.1	0.00
MBA TUITION FEES	PER MONTH	6285.11	0.00
RESTAURANTS AND HOTELS			
BREAD TANDOORI ST. SIZE	EACH	7.61	0.00
COOKED MUTTON (AV. HOTEL)	PLATE	137.7	0.27
COOKED BEEF (AV. HOTEL)	PLATE	83.86	0.00
COOKED DAL (AV. HOTEL)	PLATE	49.9	0.16
CHICKEN BIRYANI FULL/DOUBLE	PLATE	125.05	0.40
TEA PREPARED (ORDINARY)	CUP	18.6	1.53
MISCELLANEOUS GOODS AND SERVICES			
HAIRCUT CHARGES FOR MEN	P/CUT	71.1	0.35
BEAUTY PORL HAIR STYL CHARGE	P/STY.	264.18	0.00
SHAVING CHARGES	PER SHV	37.93	0.18
LIPSTICK S.MISS/MEDORA	EACH	106.5	0.59
NAIL POLISH S.MISS/MEDORA	EACH	86.94	0.00
PERFUME MED.SIZE MEDORA/BROACH	EACH	165.86	0.68
HAIR-OIL AMLA/CHAMBELI	BOTTLE	108.25	0.70
TOILET SOAP LUX 95 GRAMS	EACH	40.38	0.00
TOILET SOAP LIFEBOUY 140 GRM	EACH	36	0.00
TOILET SOAP SAFEGUARD BATH SIZE	EACH	48.7	1.99
TOOTHPASTE MACKLINES 70 GRM	EACH	50	0.00
TOOTHPAST MED SIZE CLGATE 70 GMS	EACH	61.40	0.00
TOOTHBRUSH SHEILD A/PLAUQUE	EACH	39.42	1.13
TOOTHPOWDER DENTONIC 90 GRM	EACH	26.13	0.00
HAIR-COLOUR BEGIN (6 GMS)	EACH	96.67	1.57
HAIR COLOUR (KALAKOLA)	BOTTLE	123.88	0.20
FACECREAM PONDS (MEDIUM)	EACH	111.88	0.00
TALC POWDER VICE ROAY,B.CAT	EACH	133.25	0.66
BLADE TREET ORDINARY 10'S	PKT.	33.7	0.00
BLADE 7-O-CLOCK STAIN. 5'S	PKT.	33.48	0.39
SHAMPOO SUNSILK/PAINTIN 100 ML	BOTTLE	108.25	0.00
BEAUTY CREAM (FAIR & LOVELY)	EACH	125.43	0.00
HAIR REMOVING CREAM (EU-CREAM)	TUBE	61.06	0.41
GEL MEDIUM SIZE	BOTTLE	89.63	0.00
DISPOSABLE RAZOR GILLET-II	EACH	40.05	0.00
SHAVING CREAM TOUCH-ME/ADM.	EACH	59.88	0.00
GOLD TEZABI 24 CT	10 GM.	41647.09	2.03
SILVER TEZABI 24 CT	10 GM.	651.26	1.09
ARTIFICIAL JEWELLARY SET	SET	692.62	0.73
WRIST WATCH GENTS CITIZEN (ORIGINAL) ***	EACH	3419.64	0.04
WRIST WATCH LADIES CITIZEN (ORIGINAL) ***	EACH	3408.75	0.00
WALL CLOCK QUARTZ AV.QLTY	EACH	528.65	0.12
SUITCASE REXIN (24"x16"x6")	EACH	1075.74	0.12
TRUNK MEDIUM SIZE ***	EACH	1565.22	0.01
PURSE LADIES (LEATHER) AVERAGE QUALITY	EACH	680.66	2.31

8. PUBLIC FINANCE

8.1 Customs Revenue Receipts

(Million Rupees)

S.No.	Description	Annual				
		2009-10	2010-11	2011-12	2012-13	2013-14
1	Meat, fish and their preparations	41.12	54.90	93.75	151.69	253.87
2	Milk, butter, cheese and honey	1370.56	2769.09	2478.59	2235.00	2879.15
3	Fruits, nuts and vegetables	1340.92	1265.68	1427.16	1554.43	2368.46
4	Coffee, nuts and vegetables	2736.07	3542.19	3547.64	3730.56	3713.70
5	Oil-seeds and miscellaneous fruits	100.26	150.60	120.73	146.20	176.67
6	Vegetable plaiting materials	442.08	472.21	616.43	868.55	998.91
7	Animal and vegetable fats and oil	15512.16	17262.76	18417.04	20247.00	20658.72
8	Sugar and confectionery	211.88	285.07	372.89	291.17	383.73
9	Edible, preparation of cereal & vegetables	2452.93	2862.84	2916.04	3099.12	3991.29
10	Beverages, spirits and vinegars	160.84	221.28	192.14	176.65	179.36
11	Residues on waste from the food industries prepared animal fodder	91.93	61.26	53.16	59.44	141.58
12	Tobacco	256.98	494.52	251.94	144.14	213.57
13	Mineral, fuel, oils and products thereof	19021.22	21401.96	19140.05	20398.80	16760.58
14	Chemicals and chemical products	6666.36	6870.42	6798.82	7327.76	8239.32
15	Pharmaceutical products	1429.65	1565.36	1822.78	1893.71	2111.88
16	Dyes, colours, paints and varnishes	2418.02	2681.43	2538.32	2671.14	3611.13
17	Perfumery, soap and toilet preparations	4303.13	4908.71	3912.94	3778.08	4894.55
18	Albuminodal substances modified stareehes gulesenzymes	174.67	196.53	202.99	215.36	287.14
19	Matches and other explosives	34.88	39.84	22.32	22.61	25.30
20	Photographic and cinematographic goods	1250.49	1336.10	1178.39	1254.43	1583.89
22	Rubber and articles thereof	1710.06	2147.93	2352.45	8820.77	2395.14
23	Leather articles and footwear	1139.60	1835.37	1937.81	2143.80	2051.86
24	Wood & articles of wood wood charcoal	481.10	552.34	557.80	2010.44	542.99
25	Wood, paper and stationery	5001.87	7423.54	6730.50	475.48	6085.09
26	Silk yarn and fabrics	146.12	205.57	130.81	5357.43	139.29
27	Fabrics of wool, flax ramle metal vegetable	262.87	394.64	473.08	136.97	706.41
28	Cotton, Textile fabrics, Paper Yarn	91.55	340.77	786.13	490.74	2065.56
29	Yarn and fabrics of man-made fiber	4072.87	7666.13	7616.66	1422.08	8773.16
30	Carpets & other floor covering	289.14	345.04	432.76	6523.28	285.80
31	Special Woven Fabrics and Variety (58)	222.49	388.49	434.56	274.42	352.95
31	Plastic and articles thereof	7219.28	8831.53	8807.12	349.73	11055.67
32	Textile articles including knitted & crocheted goods	1323.39	2142.72	2254.15	1969.33	2627.81
33	Other madeup textile articles, set worm clothing & textile articles rugs	762.91	1255.90	1336.37	1093.49	1375.49
34	Glass and earthen-ware	2794.13	3132.55	3522.41	3198.22	4459.56
35	Precious metal, stones, pearls & imitation jewellery	90.78	95.09	28.71	40.01	65.58
36	Iron and steel manufactures	10920.60	9677.83	10048.48	10545.65	9211.16
37	Metals other than gold,silver,iron & steel	999.53	1386.38	1144.22	1253.23	1866.33
38	Cutlery, tools articles of base metals	847.20	1038.53	1002.80	1015.61	1324.08
39	Machinery and mechanical appliances	10468.17	10928.56	11605.92	12362.55	13742.20
40	Electric machinery and equipment	9442.90	9528.38	9928.03	10396.39	11325.52
41	Railway and tramway plant and rolling stock	29.06	25.04	125.87	393.05	447.75
42	Motor and other vehicles	25234.13	28097.49	43090.45	42305.56	36314.43
43	Ships, boats and aircraft's	60.68	136.17	117.96	108.57	79.44
44	Clocks and watches and parts thereof	56.51	66.18	47.19	60.14	66.04
45	Arms and ammunitions	371.66	498.63	464.96	507.58	317.19
46	Toys, games and sports goods	408.91	416.83	324.33	278.43	346.34
47	Sub-total (1 to 46)	144463.66	167000.38	181405.65	183798.79	191495.64
48	All other articles	22808.02	26179.32	46869.49	66022.29	58234.50
49	Gross Collection (47 to 48)	167271.68	193179.70	228275.14	249821.08	249730.14
50	Refund & Rebates	5782.91	8527.42	8453.67	10362.12	8731.76
51	Net collection (54-55)	161488.77	184652.28	219821.47	239458.96	240998.38
52	Total imports duty	156554.36	179722.75	213285.30	...	233783.87
53	1 % Ware House Charges	995.88	1598.29	1660.09	...	1182.93
54	Miscellaneous	2987.49	3636.25	3870.35	...	4469.01
55	Export duties	862.40	390.71	471.07	...	475.78
56	25% Export Development Charges	3691.55	5174.30	5291.13	...	6119.22
57	Regularity Duty	2179.98	2544.84	2111.14	...	3699.32

Contd.

8.1 Customs Revenue Receipts

(Million Rupees)

S.No.	Description	Monthly			
		Feb,2014	Mar,2014	Apr,2014	May,2014
1	Meat, fish and other preparations	22.62	16.70	22.21	14.05
2	Milk, Butter, Cheese and Honey	277.82	266.93	133.68	282.79
3	Fruits, nuts and vegetables	193.84	234.99	305.55	194.91
4	Coffee, nuts and vegetables	385.55	358.68	308.61	303.36
5	Oil-seeds & miscellaneous fruits	11.37	10.63	8.11	12.78
6	Vegetable plaiting Materials	92.50	110.75	83.51	46.12
7	Animal and vegetable fats and oil	1449.54	1567.08	1802.42	1344.88
8	Sugar and confectionery	42.82	35.96	36.4	43.77
9	Edible, preparation of cereals and vegetables	319.72	395.18	436.68	310.4
10	Beverages, spirits and vinegars	12.86	14.23	16.83	30.13
11	Residues an Waste from the food industries, Prepared animal fodder	8.58	19.59	16.22	7.27
12	Tobacco	13.29	21.65	15.72	3.74
13	Minerals, fuel, oils and products thereof	2048.10	1258.04	575.51	1854.4
14	Chemicals and chemicals products	703.27	805.69	794.45	757.32
15	Pharmaceutical products	161.30	188.93	201.58	191.63
16	Dyes, colours, paints and varnishes	311.48	308.93	326.89	345.83
17	Perfumery, soap and toilet preparations	450.68	461.02	474.55	536.36
18	Albuminoidal substances modified starches, glues,enzymes	27.11	27.06	34.66	24.68
19	Matches and other explosives	0.22	1.84	12.72	0.07
20	Photographic and cinematographic goods	151.16	130.31	144.13	113.82
21	Plastic and articles thereof	978.07	1004.41	980.76	1103.6
22	Rubber and articles thereof	211.04	179.29	192.31	171.73
23	Leather articles and footwear	223.06	61.62	119.87	190.13
24	Wood & articles of wood; wood charcoal	44.14	46.41	60.84	49.56
25	Wood, paper and stationery	545.86	540.89	555.57	603.56
26	Silk yarn and fabrics	18.38	6.77	12.75	12.36
27	Fabrics of Wool, flax, ramle metal, vegetable	79.65	50.92	73.59	81.25
28	Cotton, textile, fibre & other paper & veg yarn	167.00	108.81	266.55	317.3
29	Yarn and fabrics of man-made fiber	840.26	732.85	854.56	831.16
30	Carpets & other floor covering	22.77	32.97	28.18	30.54
31	Special Woven Fabrics and Variety	25.48	23.82	29.42	36.08
32	Textile articles including knitted & crocheted goods	247.26	179.93	219.66	275.75
33	Other made up textile articles;set;worn colothing & textile articles;rugs	105.74	100.54	95.37	108.31
34	Glasses and earthen/ware	431.32	352.24	428.19	418.61
35	Precious metals,stones,pearls & imitation jewellery	5.50	3.47	5.95	5.57
36	Iron & steel manufactures thereof	634.79	830.21	875.39	1062.45
37	Metals other than gold, silver, iron & steel	224.91	201.53	141.58	172.24
38	Cutlery, tools articles of base metals	124.87	107.49	117.84	131.5
39	Machinery and mechanical appliances	1341.85	1153.93	1197.33	1320.77
40	Electric machinery and equipment	928.40	919.89	938.05	1161.31
41	Railway and tramway plant and rolling stock	5.88	7.52	216.85	2.1
42	Motor and other vehicles	2917.22	3473.89	3010.08	2849.85
43	Ships, boats and Air crafts	1.27	2.21	3.98	4.22
44	Clocks, watches and parts thereof	4.46	6.75	5.7	7.62
45	Arms and ammunitions	36.83	26.03	52.06	16.93
46	Toys, games and sports goods	28.70	17.31	34.19	37.08
47	Sub total (1 to 46)	16878.54	16405.89	16267.05	17419.89
48	All other articles	1811.52	6609.20	6609.31	4302.29
49	Total Import Duty	17053.20	21670.70	17630.14	20353.8
50	Warehouse Charges	101.20	99.04	108.59	97.63
51	Regularity Duty	566.26	160.35	355.07	267.08
52	Miscellienous	394.76	507.01	348.68	439.57
53	0.25 % Export Development Charges	521.79	524.33	489.93	509.18
54	Export Duties	52.83	53.75	41.48	54.93
55	Gross	18690.04	23015.18	18973.89	21722.19
56	Refund	15.34	21.85	15.66	17.99
57	Rebate	799.51	625.33	550.22	535.5
58	Refund & Rebate	814.85	647.18	565.88	553.49
59	Net	17875.19	22368.00	18408.01	21168.70

Contd.

8.1 Customs Revenue Receipts

(Million Rupees)

S.No.	Description	Monthly			
		Jun,2014	Jul,2014	Aug,2014	Sep.,2014
1	Meat, fish and other preparations	14.84	12.98	19.81	26.68
2	Milk, Butter, Cheese and Honey	271.74	427.71	272.58	179.07
3	Fruits, nuts and vegetables	189.68	262.03	175.33	253.75
4	Coffee, nuts and vegetables	351.35	283.77	310.15	403.13
5	Oil-seeds & miscellaneous fruits	28.60	19.74	182.22	171.81
6	Vegetable plaiting Materials	50.11	58.24	64.24	68.06
7	Animal and vegetable fats and oil	2585.21	1352.52	1828.05	2104.21
8	Sugar and confectionery	39.63	43.18	42.42	39.95
9	Edible, preparation of cereals and vegetables	360.69	423.37	425.45	407.18
10	Beverages, spirits and vinegars	17.87	17.77	26.71	27.21
11	Residues an Waste from the food industries, Prepared animal fodder	42.13	250.55	252.85	384.32
12	Tobacco	29.26	4.64	10.17	32.90
13	Minerals, fuel, oils and products thereof	1719.55	404.45	1612.87	1538.05
14	Chemicals and chemicals products	666.81	755.49	857.95	867.72
15	Pharmaceutical products	153.68	190.44	225.55	229.62
16	Dyes, colours, paints and varnishes	346.80	344.16	399.82	317.39
17	Perfumery, soap and toilet preparations	449.51	449.21	574.62	539.57
18	Albuminoidal substances modified starches, glues,enzymes	26.33	43.94	44.39	36.97
19	Matches and other explosives	0.07	0.34	0.18	0.36
20	Photographic and cinematographic goods	144.56	146.92	170.59	157.64
21	Plastic and articles thereof	1136.35	1052.05	1235.66	1035.36
22	Rubber and articles thereof	223.08	236.40	306.82	303.35
23	Leather articles and footwear	248.47	224.64	183.57	339.28
24	Wood & articles of wood; wood charcoal	55.75	50.18	61.16	64.98
25	Wood, paper and stationery	603.37	605.24	716.91	806.02
26	Silk yarn and fabrics	21.48	21.54	19.81	22.04
27	Fabrics of Wool, flax, ramle metal, vegetable	74.03	74.60	76.38	85.35
28	Cotton, textile, fibre & other paper & veg yarn	113.25	72.30	56.99	61.44
29	Yarn and fabrics of man-made fiber	790.60	1090.82	1077.94	1011.16
30	Carpets & other floor covering	23.80	26.47	24.07	24.61
31	Special Woven Fabrics and Variety	34.21	41.96	43.70	43.95
32	Textile articles including knitted & crocheted goods	276.07	246.39	258.34	355.29
33	Other made up textile articles;set;worn colothing & textile articles;ru	110.79	86.55	142.87	147.60
34	Glasses and earthen/ware	396.39	477.58	474.52	514.30
35	Precious metals,stones,pearls & imitation jewellery	12.63	9.93	6.06	5.62
36	Iron & steel manufactures thereof	1009.74	926.77	1198.61	1341.61
37	Metals other than gold, silver, iron & steel	161.12	162.86	226.02	201.35
38	Cutlery, tools articles of base metals	140.52	136.48	126.66	133.03
39	Machinery and mechanical appliances	1311.33	1290.88	1462.62	1604.48
40	Electric machinery and equipment	1616.02	1772.51	2272.13	2327.26
41	Railway and tramway plant and rolling stock	102.07	197.67	76.66	18.70
42	Motor and other vehicles	4154.50	2490.15	3913.49	4299.60
43	Ships, boats and Air crafts	33.74	17.44	109.90	125.67
44	Clocks, watches and parts thereof	4.21	4.33	4.14	5.38
45	Arms and ammunitions	38.82	12.76	44.37	50.76
46	Toys, games and sports goods	38.82	41.25	31.84	36.31
47	Sub total (1 to 46)	20219.58	16861.20	21647.19	22750.09
48	All other articles	12152.68	1053.88	1112.05	4378.10
49	Total Import Duty	30091.19	16880.19	21536.14	25195.40
50	Warehouse Charges	71.64	51.06	60.90	81.84
51	Regularity Duty	362.43	374.05	409.68	448.88
52	Miscellienous	1199.07	206.77	234.30	836.78
53	0.25 % Export Development Charges	557.62	392.42	491.84	537.22
54	Export Duties	90.28	10.59	26.39	28.06
55	Gross	3272.23	17915.08	22759.25	27128.18
56	Refund	45.48	97.21	23.30	137.90
57	Rebate	167.88	1038.57	1060.12	922.04
58	Refund & Rebate	213.36	1135.78	1083.42	1059.94
59	Net	3058.87	16779.30	21675.83	26068.24

Contd.

8.1 Customs Revenue Receipts

(Million Rupees)

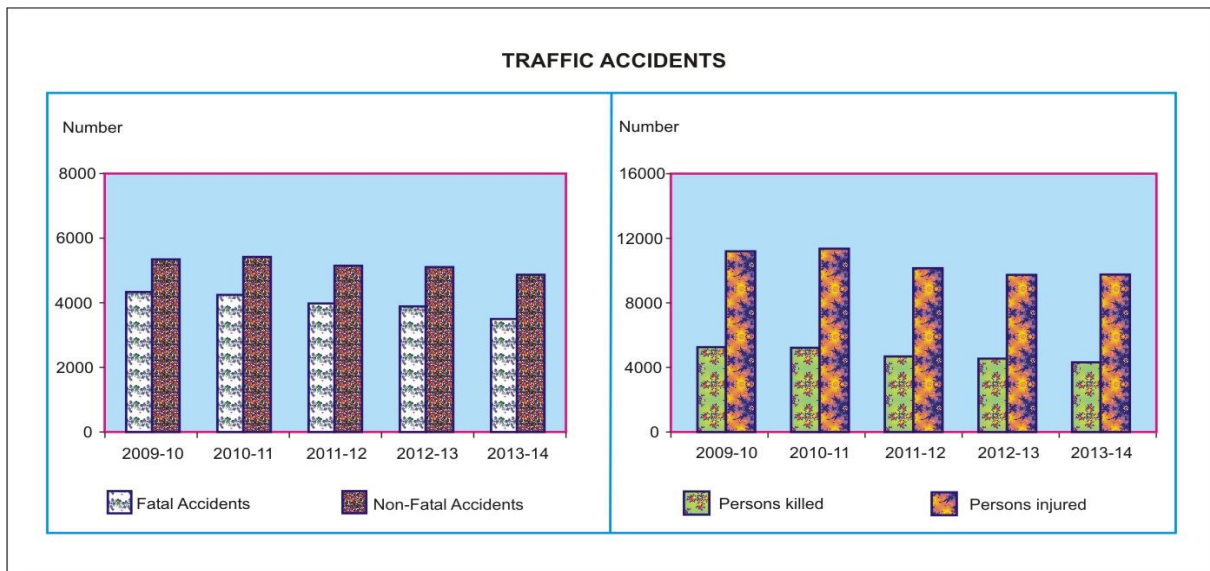
S.NO.	Description	Monthly				
		Oct,2014	Nov, 2014	Dec, 2014	Jan, 2015	Feb, 2015
1	Meat, fish and other preparations	30.89	31.99	36.03	40.23	40.44
2	Milk, Butter, Cheese and Honey	345.79	325.24	535.15	622.74	252.93
3	Fruits, nuts and vegetables	298.69	233.24	229.56	202.28	172.61
4	Coffee, nuts and vegetables	370.42	277.03	402.46	402.28	326.54
5	Oil-seeds & miscellaneous fruits	67.77	119.20	106.58	71.62	51.60
6	Vegetable plaiting Materials	76.25	70.06	68.00	65.36	69.78
7	Animal and vegetable fats and oil	1855.01	1806.09	1813.21	1397.76	1544.07
8	Sugar and confectionery	37.47	39.22	51.58	48.99	35.37
9	Edible, preparation of cereals and vegetables	433.37	405.91	376.03	429.35	420.89
10	Beverages, spirits and vinegars	7.07	13.02	12.31	14.44	10.97
11	Residues an Waste from the food industries, Prepared animal fodder	139.78	293.21	196.84	129.57	261.94
12	Tobacco	9.95	10.62	11.90	13.06	6.61
13	Minerals, fuel, oils and products thereof	1554.15	1696.47	1386.53	1121.12	1049.68
14	Chemicals and chemicals products	946.05	790.64	936.73	737.16	789.15
15	Pharmaceutical products	210.96	242.59	196.35	137.79	179.86
16	Dyes, colours, paints and varnishes	278.21	240.00	340.85	355.99	315.23
17	Perfumery, soap and toilet preparations	591.89	499.55	505.78	453.01	433.66
18	Albuminoidal substances modified starches, glues,enzymes	45.80	39.18	39.63	43.60	36.09
19	Matches and other explosives	1.86	1.50	0.26	0.58	4.96
20	Photographic and cinematographic goods	154.68	109.42	152.21	158.28	138.01
21	Plastic and articles thereof	1029.67	1035.43	1038.57	926.68	997.36
22	Rubber and articles thereof	274.98	250.11	269.47	225.98	180.10
23	Leather articles and footwear	258.17	188.61	202.68	163.75	197.34
24	Wood & articles of wood; wood charcoal	56.27	71.37	66.48	78.20	60.73
25	Wood, paper and stationery	722.50	671.38	626.72	535.32	700.61
26	Silk yarn and fabrics	24.48	26.21	28.00	44.00	33.11
27	Fabrics of Wool, flax, ramle metal, vegetable	91.14	71.84	87.85	98.55	91.67
28	Cotton, textile, fibre & other paper & veg yarn	71.51	85.58	82.14	80.03	104.62
29	Yarn and fabrics of man-made fiber	993.00	899.77	942.72	917.70	937.12
30	Carpets & other floor covering	24.42	23.04	28.92	32.81	24.22
31	Special Woven Fabrics and Variety	37.91	41.78	36.34	34.74	40.24
32	Textile articles including knitted & crocheted goods	368.43	314.24	294.89	271.36	320.94
33	Other made up textile articles;set;worn colothing & textile articles;rugs	128.63	140.84	171.55	175.46	127.64
34	Glasses and earthen/ware	453.06	437.63	630.75	560.82	475.74
35	Precious metals,stones,pearls & imitation jewellery	10.76	9.07	5.37	5.73	6.17
36	Iron & steel manufactures thereof	1155.63	1114.59	1273.81	1403.72	828.49
37	Metals other than gold, silver, iron & steel	202.87	160.54	240.26	156.09	222.59
38	Cutlery, tools articles of base metals	124.70	121.93	152.36	134.88	128.97
39	Machinery and mechanical appliances	1530.84	1598.54	1703.19	1568.77	1827.42
40	Electric machinery and equipment	1877.58	1813.17	1848.15	2052.09	1450.86
41	Railway and tramway plant and rolling stock	133.19	10.50	122.34	22.36	328.33
42	Motor and other vehicles	3895.38	3663.75	3625.32	4718.72	3224.99
43	Ships, boats and Air crafts	87.13	94.16	29.35	31.94	105.61
44	Clocks, watches and parts thereof	4.29	6.14	8.79	4.35	4.47
45	Arms and ammunitions	25.90	32.87	57.98	32.28	12.98
46	Toys, games and sports goods	31.17	29.42	36.42	37.66	45.61
47	Sub total (1 to 46)	21069.67	20156.69	21008.41	20759.20	18618.32
48	All other articles	1506.27	2492.11	6569.86	3406.01	4377.11
49	Total Import Duty	21263.33	21421.55	26119.72	22514.52	20401.38
50	Warehouse Charges	76.79	72.97	61.15	69.64	86.67
51	Regularly Duty	394.35	388.60	418.89	639.32	1689.43
52	Miscellienous	269.70	287.83	387.30	364.39	350.08
53	0.25 % Export Development Charges	504.42	453.38	552.21	542.77	430.91
54	Export Duties	67.32	35.93	44.78	34.55	36.93
55	Gross	22575.91	22660.26	27584.05	24165.19	22995.40
56	Refund	3.67	60.71	3.92	25.14	34.11
57	Rebate	746.40	672.19	559.31	779.47	853.44
58	Refund & Rebate	750.07	732.90	563.23	804.61	887.55
59	Net	21825.84	21927.36	27020.82	23360.58	22107.85

Source: Federal Board of Revenue, Islamabad.

9. SOCIAL

9.1 Data on Traffic Accidents

Year/Month	Total Number of Accidents	Accident		Persons		Total Number of Vehicles Involved
		Fatal	Non - Fatal	Killed	Injured	
PAKISTAN						
2009-10	9747	4378	5369	5280	11173	10496
2010-11	9723	4280	5443	5271	11383	10822
2011-12	9140	3966	5174	4758	10145	9986
2012-13*	8988	3884	5104	4719	9710	9876
2013-14*	8359	3500	4859	4348	9777	9423
2014 Feb	504	199	305	258	643	561
Mar	526	217	309	290	654	611
Apr	607	235	372	331	759	705
May	617	231	386	311	773	730
Jun	712	291	421	377	905	821
Jul	674	265	409	336	752	778
Aug	613	246	367	310	855	699
Sep	606	245	361	284	732	695
Oct	771	312	459	376	1012	896
Nov	609	280	329	388	862	711
Dec	628	252	376	291	730	723
2015 Jan	569	236	333	288	675	653
Feb	562	218	344	266	681	596



Note: Data from July,2012 onward includes ICTs.

* Included Islamabad

Contd.

9.1 Data on Traffic Accidents

Year/Month	Total Number of Accidents	Accident		Persons		Total Number of Vehicles Involved
		Fatal	Non - Fatal	Killed	Injured	
2012-13	201	107	94	109	180	212
2013-14	256	120	136	132	206	256
ISLAMABAD						
2014 Feb	16	5	11	5	20	16
Mar	13	5	8	5	13	13
Apr	24	10	14	12	23	24
May	22	8	14	8	18	22
Jun	20	11	9	11	13	20
Jul	17	12	5	13	17	18
Aug	9	5	4	6	6	9
Sep	10	4	6	4	8	10
Oct	22	9	13	10	19	22
Nov	20	10	10	11	12	20
Dec	20	8	12	8	12	20
2015 Jan	21	11	10	11	6	21
Feb	21	9	12	11	44	21
PUNJAB						
2009-10	5344	2590	2754	3083	5856	5344
2010-11	5420	2591	2829	3167	5809	5420
2011-12	4990	2361	2629	2888	5071	4990
2012-13	4587	2213	2374	2692	4515	4587
2013-14	3696	1717	1979	2145	3941	3696
2014 Feb	203	93	110	136	252	203
Mar	233	102	131	123	295	233
Apr	258	106	152	135	232	258
May	235	101	134	145	273	235
Jun	267	118	149	158	290	267
Jul	235	113	122	140	216	235
Aug	229	105	124	126	272	229
Sep	233	112	121	134	306	233
Oct	324	145	179	169	430	324
Nov	223	116	107	149	317	223
Dec	249	108	141	128	296	249
2015 Jan	207	106	101	133	236	207
Feb	228	98	130	117	287	228
SINDH						
2009-10	1465	883	582	1031	1261	1580
2010-11	1270	758	512	927	1071	1541
2011-12	1054	681	373	756	681	1121
2012-13	935	582	353	696	637	960
2013-14	945	613	332	791	893	1103
2014 Feb	66	39	27	50	42	83
Mar	70	43	27	56	62	88
Apr	66	42	24	98	158	92
May	72	45	27	55	83	113
Jun	70	47	23	70	136	91
Jul	72	46	26	60	51	84
Aug	65	44	21	62	48	78
Sep	75	49	26	56	53	94
Oct	55	41	14	54	54	62
Nov	69	45	24	105	108	84
Dec	76	48	28	53	84	94
2015 Jan	77	50	27	55	96	83
Feb	85	56	29	68	59	93

Contd.

9.1 Data on Traffic Accidents

Year/Month	Total Number of Accidents	Accident		Persons		Total Number of Vehicles Involved
		Fatal	Non - Fatal	Killed	Injured	
KHYBER P.K.						
2009-10	2559	712	1847	921	3560	3128
2010-11	2722	773	1949	986	4153	3479
2011-12	2772	785	1987	953	3913	3501
2012-13	2968	846	2122	1059	4016	3736
2013-14	3120	877	2243	1033	4257	3934
2014 Feb	199	50	149	52	292	233
Mar	184	50	134	59	253	239
Apr	230	61	169	70	306	298
May	261	67	194	91	360	328
Jun	320	99	221	114	396	388
Jul	326	83	243	112	444	411
Aug	277	78	199	102	491	345
Sep	257	67	190	75	321	314
Oct	343	103	240	116	449	450
Nov	280	95	185	108	395	362
Dec	256	72	184	85	294	325
2015 Jan	245	64	181	79	300	319
Feb	209	49	160	59	257	236
BALUCHISTAN						
2009-10	379	193	186	245	496	444
2010-11	311	158	153	191	350	382
2011-12	324	139	185	161	480	374
2012-13	297	136	161	163	362	381
2013-14	342	173	169	247	480	434
2014 Feb	20	12	8	15	37	26
Mar	26	17	9	47	31	38
Apr	29	16	13	16	40	33
May	27	10	17	12	39	32
Jun	35	16	19	24	70	55
Jul	24	11	13	11	24	30
Aug	33	14	19	14	38	38
Sep	31	13	18	15	44	44
Oct	27	14	13	27	60	38
Nov	17	14	3	15	30	22
Dec	27	16	11	17	44	35
2015 Jan	19	5	14	10	37	23
Feb	19	6	13	8	34	18

Source: Provincial Police Departments & ICT Police.

9.2 Data on Telecommunication 2015

Months	Distribution of Cellular Mobile Subscribers					
	Total	Moblink	CM Pak	Ufone	Telenor	Warid
Jan	136482096	38384557	27406675	21782905	36509373	12398586
Feb	136630891	38378938	27693987	21718480	36724230	12115256
Mar						
Apr						
May						
Jun						
Jul						
Aug						
Sep						
Oct						
Nov						
Dec						

9.3 Visitors at Archaeological Museum in Pakistan

Area/ attraction	December,2014		January,2015		February,2015	
	Foreigner	National	Foreigner	National	Foreigner	National
PAKISTAN	974	156118	1031	101763	1257	110359
ISLAMABAD	281	71892	295	52217	430	52363
Pakistan Museum of Natural History	15	6623	17	6375	8	4033
Lok Virsa Heritage Museum	121	20946	157	13269	135	15726
Pakistan Monument Museum	145	44323	71	32223	167	32231
Pakistan Railway Heritage Museum	-	-	50	350	120	373
PUNJAB	389	66628	421	34994	469	45582
Lahore Museum Lahore	230	23237	192	12889	130	13877
Allama Iqbal Library & Museum, Sialkot.	4	2200	3	1050	2	800
Museum, Taxila, Rawalpindi	15	6900	42	3200	40	3200
Museum, Harappa, Sahiwal.	39	8791	34	3574	47	7903
Allama Iqbal Museum, Javid Manzil, Lahore	15	3145	6	2668	7	2397
PMDC Khewara Mines Museum, Chakwal	86	22355	144	11613	243	17405
SINDH	298	15881	302	13463	344	10890
National Museum of Pakistan, Karachi	43	4531	21	2282	35	2927
Sindh Provincial Museum, Hyderabad.	13	2011	17	2245	20	1930
Museum, Banbhore, Thatta.	2	863	-	673	2	541
Museum, Moenjodaro, Larkana.	2	5319	-	5655	16	2511
Museum Umerkot, Tharparkar.	3	2287	2	1552	-	1603
Quid-e-Azam Birth Place, Karachi.	*	*	2	301	2	78
Quid-e-Azam House Museum, Karachi.	235	870	260	755	269	1300
KHYBER PAKHTUNKHWA	4	1602	13	959	14	1499
Peshawar Museum, Peshawar.	4	1215	13	842	14	1132
Museum Saidu Sharif, Swat.	Nil	Nil	NIL	NIL	-	123
Dir Museum, Chakdara	-	387	-	117	-	244
BALUCHISTAN	2	115	-	130	-	25
Museum Balochistan, Quetta.	2	115	-	130	-	25

* = Quaid-e-Azam Birth place is closed for purpose of renovation work therefore no person visited the monument
 NIL = Due to Law and order situation.

Source:-Department of Archaeology and Museum, Government of Pakistan & Provincial Government

9.4 Visitors at Heritage Site in Pakistan

Area/ attraction	December,2014		January,2015		February,2015	
	Foreigner	National	Foreigner	National	Foreigner	National
PAKISTAN	295	85386	319	92705	378	79720
PUNJAB	172	62287	245	70224	293	60819
Jahangir's Tomb, Lahore	10	5000	20	5600	30	6500
Shalimar Garden, Lahore	61	23556	39	34850	41	18366
Royal Fort (Shahi Qila), Lahore	41	11540	100	15000	120	15350
Hiran Minar & Tank, Sheikhpura	6	6500	10	8000	15	9500
Harappa, Sahiwal	39	8791	34	3574	47	7903
Taxila, Rawalpindi	15	6900	42	3200	40	3200
SINDH	17	12369	10	11630	33	8497
Banbhore , Thatta.	2	863	-	673	2	541
Makli Hill Monument, Thatta	10	3900	8	3750	15	3842
Moenjodaro, Larkana.	2	5319	-	5655	16	2511
Umerkot Fort, Tharparkar.	3	2287	2	1552	-	1603
KHYBER PAKHTUNKHWA.	106	10730	64	10851	52	10404
Remains of Takht-i-Bhai, Mardan	5	9700	12	10000	2	9800
Butkara Site Museum, Saidu Sharif, Swat	1	30	2	151	-	4
Julian Site, Haripur	100	1000	50	700	50	600
BALUCHISTAN						

Source: Department of Archaeology and Museum.
Government of Pakistan & Provincial Government.

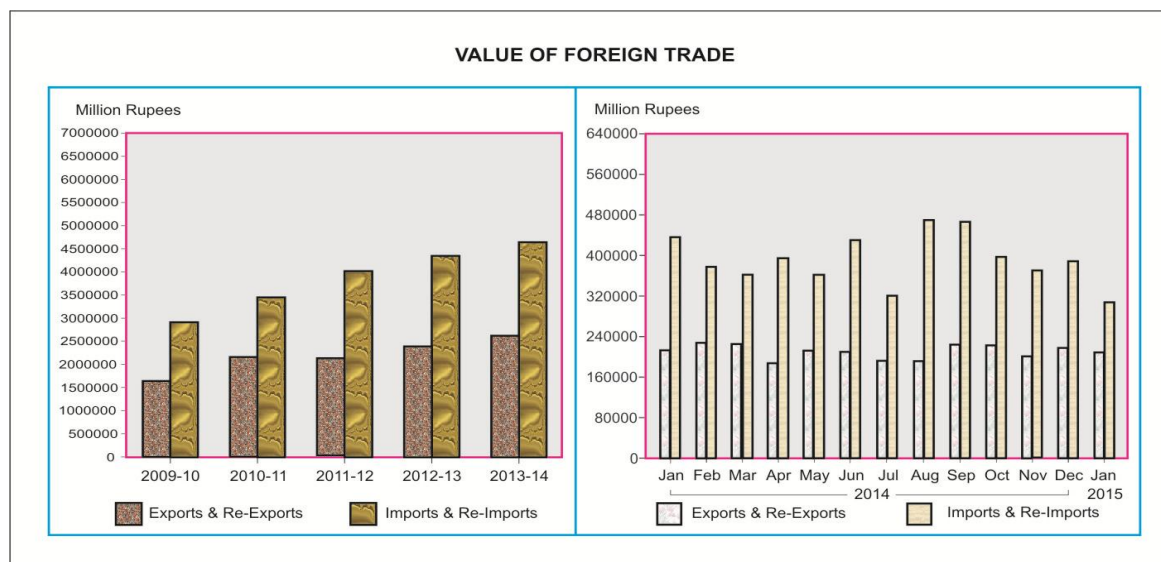
10. TRADE

10.1 Value of Foreign Trade

(Million Rupees)

Year / Month	Exports	Re-Exports	Imports	Re-Imports	Balance of Trade
2009-10	1,617,457.6	23,470.1	2,910,975.3	14.3	-1,270,061.9
2010-11	2,120,846.7	30,576.3	3,455,285.6	2,072.6	-1,305,935.2
2011-12	2,110,605.5	18,570.2	4,009,093.0	--	-1,883,049.0
2012-13	2,366,477.8	9,946.3	4,349,879.5	--	-1,973,455.4
2013-14	2,583,463.2	16,369.1	4,630,520.8	1,855.7	-2,032,544.2
2014 Jan	214,541.9	2,618.4	435,970.2	25.0	-218,834.9
Feb	227,292.7	1,226.4	377,909.2	22.4	-149,412.5
Mar	223,104.2	2,577.1	362,608.8	22.3	-136,949.8
Apr	185,909.4	2,396.8	395,104.7	113.5	-206,912.0
May	208,315.8	3,769.7	361,817.2	2.1	-149,733.8
Jun	198,680.7	2,303.5	425,228.9	1,695.5	-225,940.2
Jul	189,756.5	2,293.2	319,670.1	1,827.6	-129,448.0
Aug	190,351.2	1,903.5	469,537.5	1,999.0	-279,281.8
Sep	222,613.8	1,243.3	464,876.3	1,898.8	-242,918.0
Oct	200,455.8	1,746.2	435,657.9	1,808.0	-235,263.9
Nov	199,310.3	820.7	366,214.90	1,966.3	-168,050.2
Dec	216,620.3	1,318.0	386,514.6	1,857.8	-170,434.1
2015 Jan *	207,163.2	1,697.7	306,222.9	1,547.5	-98,909.5

* Provisional



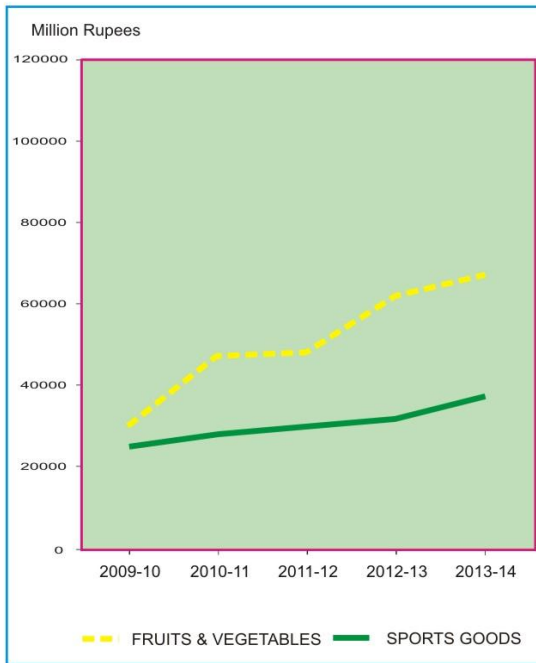
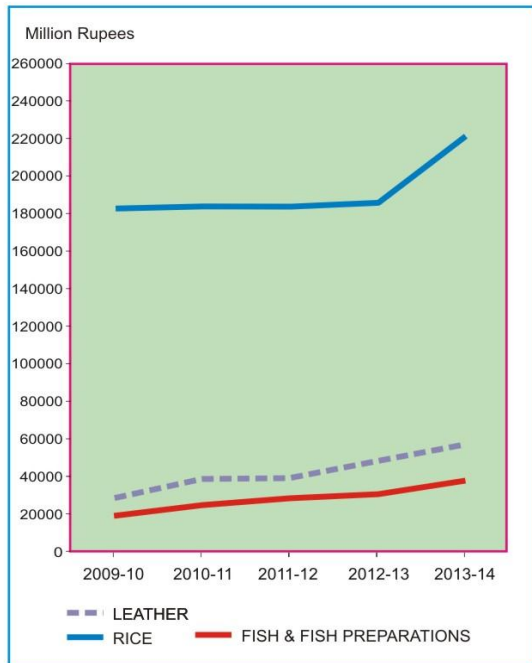
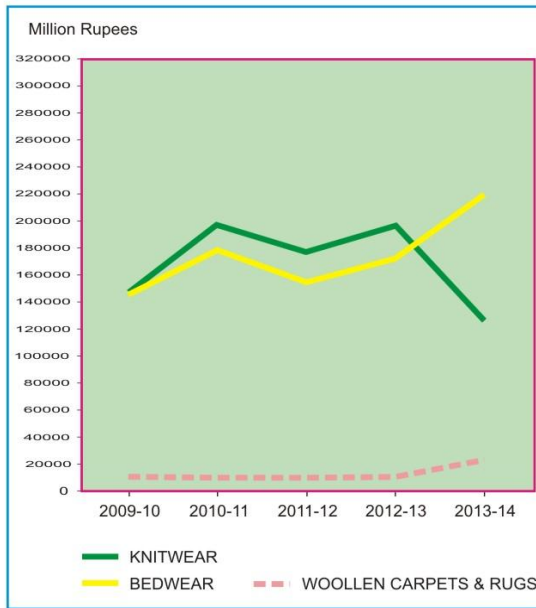
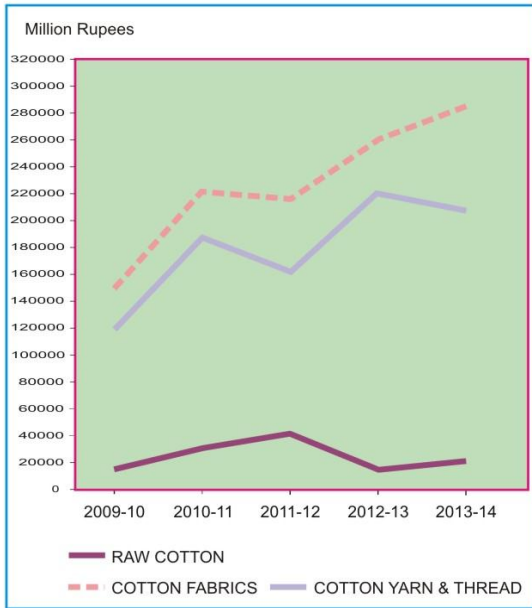
10.2 Exports by Commodity/Group

(Million Rupees)

Year/Month	Raw Cotton	Cotton Fabrics	Cotton Yarn and Thread	Knitwear	Bedwear	Woollen Carpets & Rugs	Leather	Rice	Fish & Fish Preparations	Fruits & Vegetables	Sports goods
2009-10	16,365.5	150,935.5	120,767.9	147,864.8	146,195.1	11,119.1	28,698.3	183,370.3	19,049.8	30,243.8	25,020.8
2010-11	31,168.4	224,257.0	188,271.8	197,144.5	178,596.0	11,034.4	39,744.3	184,674.6	25,313.9	47,895.6	28,208.4
2011-12	41,392.6	218,159.8	163,403.5	176,652.4	155,108.3	10,113.5	39,841.2	184,405.0	28,597.6	48,321.8	30,241.0
2012-13	14,888.1	260,237.5	219,017.0	197,434.3	172,724.2	11,484.6	48,455.7	186,623.1	30,759.1	62,126.8	32,375.2
2013-14	21,352.5	285,130.2	207,199.9	235,564.7	219,961.7	12,616.2	56,496.4	222,906.7	37,917.6	66,703.9	37,259.6
2014 Jan	1,600.4	22,358.8	14,196.4	19,638.3	18,468.8	829.0	4,012.3	28,224.3	1,872.6	11,006.7	2,925.7
Feb	949.8	25,195.3	17,868.1	18,398.4	17,692.2	1,114.9	4,796.9	25,052.9	2,478.5	8,817.7	3,570.0
Mar	1,885.9	24,921.0	18,762.0	18,398.4	18,533.1	913.1	5,283.2	21,663.6	3,069.5	7,078.2	3,529.0
Apr	1,381.7	21,209.4	13,349.7	16,875.5	15,509.6	870.4	4,988.7	17,870.3	3,836.9	3,777.0	4,012.3
May	752.2	22,338.1	14,704.1	24,682.8	18,870.4	1,051.2	5,943.4	16,072.9	4,180.2	3,219.6	3,781.1
Jun	135.7	19,462.9	13,335.5	20,095.7	17,627.5	739.2	5,102.2	14,747.0	3,247.0	2,668.0	3,495.5
Jul	329.6	20,936.9	13,344.6	23,137.3	19,620.5	962.0	3,845.4	12,368.3	2,091.6	2,903.3	3,440.3
Aug	1,615.0	19,224.8	16,201.8	17,462.7	15,357.5	704.7	3,762.2	10,462.1	1,976.3	3,268.4	2,383.9
Sep	3,117.6	23,207.9	17,870.6	22,584.1	20,639.1	860.7	4,785.7	13,596.0	3,865.8	3,132.6	2,853.2
Oct	2,555.1	20,973.9	17,561.8	21,445.4	18,430.1	999.1	3,999.2	15,892.3	3,531.9	3,145.8	1,994.7
Nov	2,356.3	19,434.6	18,725.7	19,040.1	17,521.5	1,354.6	4,150.3	22,515.7	3,591.2	4,047.4	2,156.6
Dec	1,585.7	21,282.7	17,378.4	21,313.2	16,949.6	1,734.0	4,642.8	24,020.2	3,157.0	9,362.0	2,902.4
2015 Jan *	1,905.8	20,796.4	17,098.6	20,459.6	18,280.6	1,024.3	4,365.0	20,600.6	2,823.3	10,718.4	2,774.1

* Provisional

EXPORTS BY COMMODITY/GROUP

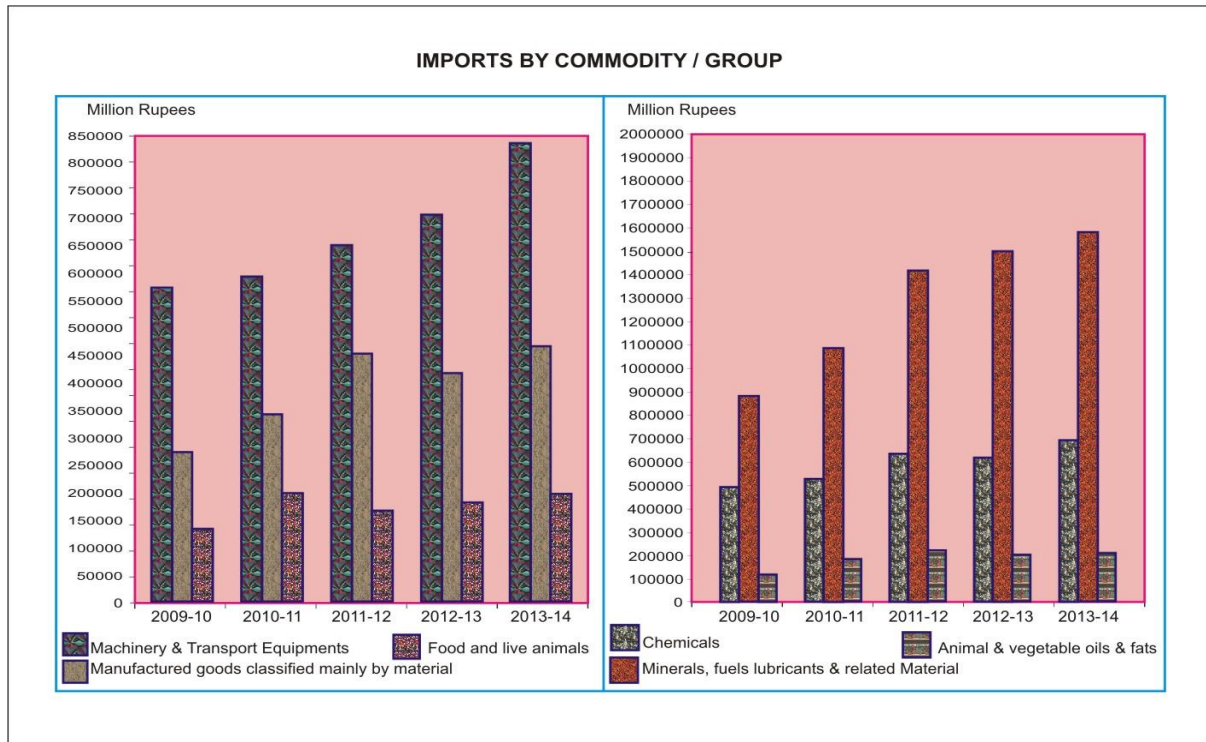


10.3 Imports by Commodity/Group

(Million Rupees)

Year/Month	Machinery and Transport equipment	Manufactured goods classified mainly by material	Food and Live animals	Chemicals	Mineral Fuels, Lubricants and related materials	Animal or Vegetable oils & fats
2009-10	616,893.3	294,972.2	141,005.7	492,227.1	883,653.4	120,975.4
2010-11	639,389.0	369,322.2	214,132.4	528,988.9	1,084,764.7	190,133.7
2011-12	699,993.9	482,498.6	179,555.6	637,823.7	1,420,173.6	228,731.4
2012-13	783,966.3	444,919.9	190,555.4	621,466.0	1,504,034.0	205,311.0
2013-14	886,479.3	496,850.9	221,052.9	691,397.7	1,570,968.0	213,427.6
2014 Jan	94,941.2	47,693.4	21,282.4	69,775.1	130,415.0	19,813.3
Feb	65,719.5	41,569.2	18,029.9	50,805.3	132,054.1	15,645.9
Mar	66,202.0	49,455.2	22,109.7	57,946.6	102,889.0	16,516.7
Apr	80,773.6	45,007.3	17,651.1	56,791.1	130,314.2	18,553.8
May	71,020.1	44,858.7	14,418.7	57,466.7	121,108.5	14,707.6
Jun	84,048.6	45,276.6	21,065.8	58,056.7	148,501.6	27,051.9
Jul	64,019.1	41,103.5	21,926.6	53,074.5	94,054.8	13,988.1
Aug	89,770.0	47,987.5	21,194.0	69,577.2	164,361.5	18,946.4
Sep	84,001.0	52,860.9	32,409.1	64,611.4	151,853.8	20,450.8
Oct	93,907.2	46,191.5	33,891.0	72,678.8	131,710.2	17,323.8
Nov	75,153.8	45,485.3	24,174.4	59,429.4	102,987.1	16,598.9
Dec	89,189.9	49,005.4	22,955.5	70,029.1	89,607.7	16,460.9
2015 Jan *	76,282.9	45,445.9	20,431.4	48,730.7	62,162.6	12,815.7

* Provisional



10.4 Exports by Selected Commodities in Dollars

(In Thousand Dollar)

GROUPS/COMMODITIES	UNIT	JANUARY, 2015		CUML, FROM JUL, 2014		JANUARY, 2014		CUML, FROM JUL., 2013	
		QUANTITY	VALUE	QUANTITY	VALUE	QUANTITY	VALUE	QUANTITY	VALUE
GRAND TOTAL			2057571		14115465		2060624		14677178
A.PRIMARY COMMODITIES			432322		2433905		451453		2360535
01.RICE	MT	413660	204608	2181470	1181460	511019	267819	2220902	1211897
(I) RICE BASMATI	MT	38517	43245	293386	351968	67018	73970	336290	368487
(II) RICE OTHER VARIETIES	MT	375143	161363	1888084	829491	444001	193849	1884612	843409
02.FISH AND FISH PREPARATIONS	KG	10419242	28042	80521606	207727	8062170	17769	79077968	200435
03.FRUILTS & VEGETABLES INCL.JUICES	KG	238166004	109814	732198663	383212	241555793	106652	855660278	413266
(I) FRUILTS	KG	141243031	78912	400574305	275031	156388704	75596	502180126	280471
(II) VEGETABLES	KG	93788889	27545	306363420	87352	83321246	28847	327686228	110697
(III) FRUIT & VEGETABLE JUICES	KG	3134084	3357	25260938	20830	1845843	2210	25793924	22099
04.WHEAT	MT	177	63	191	68			19827	6919
05.WHEAT FLOUR	MT	61503	22643	371959	151056	18261	8765	306205	116700
06.SPICES(INCL. CHILLIES)	KG	1935222	6073	11077658	36344	1654435	5147	9423138	28853
07.OIL SEEDS, NUTS AND KERNALS	KG	7309775	11559	27503046	47780	6801953	11141	46480211	59823
08.LEGUMINOUS VEGETABLE	KG					40800	43	3226565	2819
09.FLOWERS	KG	31586	71	207064	490	58370	95	139799	308
10.RAW HIDES AND SKINS	KG			13250	302	2028	48	237719	608
11.RAW WOOL AND ANIMAL HAIR	KG	532405	759	4532037	5815	1358529	1488	6903433	8563
(I) RAW WOOL	KG	130529	200	1441750	2030	967597	1051	3073714	3884
(II) ANIMAL HAIR	KG	401876	559	3090287	3786	390932	437	3829719	4679
12.CRUE ANIMAL MATERIAL	KG	1846944	2303	9120517	21319	1251011	3239	7687379	32246
13.CRUE FERTILIZER	MT	4580	391	12292	1017	772	94	6436	844
14.MOLASSES	KG			48942888	6380	22478384	2845	148161021	18244
15.RAW COTTON	MT	14346	18928	84648	132610	8933	15186	86994	154052
16.COTTON WASTE	MT	3936	4354	24197	28976	1783	2019	40741	44950
17.PETROLEUM CRUE	MT	37020	16988	249705	183539				
18.MARBLES AND STONES	MT	32798	5084	252653	38274	54769	6874	357989	50702
19.TOBACCO	KG	196539	643	2179526	7535	953641	2231	3282139	9228
(I) UN-MANUFACTURED	KG	194562	634	2066112	7025	934984	2176	3125025	8650
(II) MANUFACTURED EXCL.CIGARETTE	KG	1977	9	113414	510	18657	55	157114	578
20.COKE	MT							814	76
B.TEXTILES MANUFACTURES			1151491		7738760		1043448		7657839
01.COTTON YARN	KG	57239838	169348	411192524	1161404	45629639	134396	404474394	1224099
02.COTTON CLOTH	SQM	195245568	206552	1201742005	1443761	197687592	212162	1561465486	1639134
03.ARTICLES OF APPAREL & CLOTHING ACCESSORIES (EXCL. KNITWEARS)	DOZ	2956574	201387	18050719	1207409	2592450	170487	16578717	1096981
04.ART SILK AND SYNTHETIC TEXTILES	SQM	25407390	28363	182107927	217480	32219181	37491	200600259	209388
05.COTTON THREAD	KG	113336	478	1685075	7421	71781	313	2229909	9128
06.TEXTILE FABRICS WOVEN(OTHER THAN COTTON & ARTIFICIAL FABRICS)	--		203		1620		65		1916
07.TULE, LACE, EMBROIDERY ETC	--		597		7722		1066		9167
08.COTTON BAGS/SACKS	MT	336	692	4192	8405	449	764	4165	7647
09.TENTS & OTHER CANVAS GOODS	KG	3721155	11157	32422927	90335	3153236	8541	17266989	46386
10.BED WEAR	KG	27512859	181565	191997065	1255163	26407690	175250	188070482	1254474
11.TOWELS	KG	15984727	77639	97096902	458462	13286226	58551	93813153	428687
12.TEXTILE MADE UPS (EXCL. TOWELS & BED WEAR)	--		62571		377634		52442		372394
13.KNITWEARS	DOZ	9145740	203207	62578224	1440033	9735229	186347	64211069	1306995
14.WASTE MATERIAL OF TEXTILE FIBRES/FABRICS	KG	2220548	2151	23674882	17258	3132184	1898	20941161	13601
15.YARN OTHER THAN COTTON YARN	KG	1194006	3171	8203780	26328	572476	1614	6237477	20987
16.KINTTED OR CROCHATED FABRICS	SQM	747025	2410	4245603	18324	736324	2058	6654598	16856
C.OTHER MANUFACTURES			278510		2447175		328824		3131287
01.CIGARETTES	THNO			22237	497			72586	1363
02.LEATHER	SQM	1564293	43354	13419871	292426	2188250	38073	16057205	289644

Contd.

10.4 Exports by Selected Commodities in Dollars

(In Thousand Dollar)

GROUPS/COMMODITIES	UNIT	JANUARY, 2015		CUML, FROM JUL, 2014		JANUARY, 2014		CUML, FROM JUL., 2013	
		QUANTITY	VALUE	QUANTITY	VALUE	QUANTITY	VALUE	QUANTITY	VALUE
03.CARPETS,RUGS AND TAPESTRIES ETC	SQM	181728	10602	1663355	77529	182235	8100	2159725	77007
(I) WOOLLEN CARPETS AND RUGS	SQM	155056	10174	1493956	75607	166566	7866	1945211	75317
(II) WOOLLEN CARPET MACHINE MADE	SQM			1506	50	250	6	2170	50
(III) TAPESTRY CLOTH	SQM					18		18	
(IV) CARPETS KNOTTED & OTHER FLOOR COVERING	SQM	26672	428	167893	1873	15401	228	212326	1640
04.PETROLEUM PRODUCTS	MT	472	390	259993	249208	994	1042	574653	486476
05.FEEDING STUFF FOR ANIMALS	KG	25146930	4268	175846549	36564	40238512	10966	264765681	71476
06.CHEMICALS AND PHARMACEUTICAL PRODUCTS	--		51595		558293		68155		680115
(I) PLASTIC MATERIALS	KG	16679289	18555	122841233	154630	20658040	28059	151276870	209660
(II) PHARMACEUTICAL PRODUCTS.	KG	1249834	18569	9183251	122886	1539976	15607	9145321	96689
(III) FERTILIZER MANUFACTURES	MT								
(IV) OTHER CHEMICAL	--		14472		280777		24489		373765
07.RUBBER MANUFACTURES	--		747		6760		884		6391
08.PAPER AND PAPER BOARD	KG	1072936	3882	8639672	23409	1606398	4398	8749896	24150
09.GUAR AND GUAR PRODUCTS	KG	1670715	3795	15180390	37134	2611542	6412	12320672	40611
10.CUTLERY	--		7320		49915		7350		50329
11.GOLD	GM								
12.COPPER AND ARTICLES THEREOF	--		11304		88044		20913		104756
13.MACHINERY & TRANSPORT EQUIPMENT (INCL.ENGINEERING ELECTRICAL GOODS)	--		21047		135821		26901		186158
(I) ELECTRIC FANS	NO	101079	2085	754787	15155	116745	2151	791306	15457
(II) TRANSPORT EQUIPMENT	--		2575		6586		799		7717
(III) OTHER ELECTRICAL MACHINERY	--		4391		40148		6225		47840
(IV) MACHINERY SPECIALIZED	--		2464		19495		3652		21699
PARTICULARS INDUSTRIES									
(V) AUTO PARTS	--		1516		12405		2009		12943
(VI) OTHER MACHINERY	--		8017		42033		12066		80501
14.FOOTWEARS	PAIR	1297266	12309	7579365	77537	1310127	9929	8011221	62794
(I) LEATHER FOOTWEAR	PAIR	660920	10358	4171343	67386	551353	8146	3695357	52960
(II) CANVAS FOOTWEAR	PAIR	54301	195	72192	263	479	1	17964	76
(III) OTHER FOOTWEAR	PAIR	582045	1756	3335830	9888	758295	1782	4297900	9758
15.LEATHER MANUFACTURES(EXCL. LEATHER FOOTWEARS)	--		46303		367956		54989		384558
(I) LEATHER GLOVES	DOZ	630010	16612	4215120	129504	551392	15576	4725950	120114
(II) APPAREL & CLOTHING	DOZ	70186	28614	597464	230242	101486	38263	825110	255810
(III) OTHER LEATHER MANUFACTURES	KG	88923	1077	617189	8210	100562	1151	724991	8634
16.HOUSE-HOLD EQUIPMENT	KG	432592	901	2916486	6283	364686	833	1689023	4184
17.SPORTS GOODS	--		27553		183508		27762		179968
(I) FOOT BALLS COMPLETE	DOZ	249961	14135	1803101	92339	318912	15430	1968303	91056
(II) GLOVES (SPORTS)	DOZ	266025	8587	1755403	54748	266761	8158	1576247	54697
(III) OTHER	--		4830		36421		4175		34215
18.SURGICAL GOODS,MEDICAL INSTRUMENTS AND APPLIANCES	NO	16845269	25840	139660132	194631	23937721	30279	146384716	195134
19.ONYX MANUFACTURED	KG	405261	735	1791690	4144	235337	711	2084463	4540
20.HANDICRAFTS	--				3796				38
21.TEXTILE PRODUCT & ARTICLE FOR TECHNICAL USE	KG	29610	168	185685	1124	44435	265	192297	1036
22.BOOKS AND PRINTED MATTERS	--		449		3789		473		3853
23.PIG IRON	MT			92	75			1401	1223
24.PRECIOUS/SEMI-PRECIOUS STONE	GM	487592	312	9000129	5001	968253	479	5686809	3457
25.JEWELLERY	--		54		3703		5877		224694
26.ARTICLES OF PLASTIC	KG	1865425	4856	15463758	34842	1371303	3260	16450373	42371
27.FURNITURE	NO	19984	697	175767	4410	39941	598	275684	4117
28.PARTS OF FOOTWEAR	--		29		775		173		845
D.OTHERS	--		195247		1495625		236900		1527517

10.5 Exports by Selected Commodities in Rupees

(In Thousand Dollar)

GROUPS/COMMODITIES	UNIT	JANUARY, 2015		CUML, FROM JUL, 2014		JANUARY, 2014		CUML, FROM JUL., 2013	
		QUANTITY	VALUE	QUANTITY	VALUE	QUANTITY	VALUE	QUANTITY	VALUE
GRAND TOTAL			207163219		1426271155		217160304		1540160381
A.PRIMARY COMMODITIES			43527678		246132263		47576642		248250190
01.RICE	MT	413660	20600597	2181470	119455105	511019	28224305	2220902	127499980
(I) RICE BASMATI	MT	38517	4354070	293386	35613727	67018	7795360	336290	38610012
(II) RICE OTHER VARIETIES	MT	375143	16246527	1888084	83841378	444001	20428945	1884612	88889968
02.FISH AND FISH PREPARATIONS	KG	10419242	2823348	80521606	21037044	8062170	1872564	79077968	21105363
03.FRUIT & VEGETABLES INCL.JUICES	KG	238166004	11056440	732198663	38685326	241555793	11239550	855660278	43455659
(I) FRUITS	KG	141243031	7945136	400574305	27765654	156388704	7966695	502180126	29524880
(II) VEGETABLES	KG	93788889	2773305	306363420	8812234	83321246	3040002	327686228	11618646
(III) FRUIT & VEGETABLE JUICES	KG	3134084	337999	25260938	2107439	1845843	232854	25793924	2312134
04.WHEAT	MT	177	6346	191	6812			19827	722568
05.WHEAT FLOUR	MT	61503	2279730	371959	15268867	18261	923666	306205	12198679
06.SPICES(INCL. CHILLIES)	KG	1935222	611453	11077658	3674868	1654435	542401	9423138	3029039
07.OIL SEEDS, NUTS AND KERNALS	KG	7309775	1163847	27503046	4838710	6801953	1174054	46480211	6344566
08.LEGUMINOUS VEGETABLE	KG					40800	4505	3226565	291642
09.FLOWERS	KG	31586	7195	207064	49304	58370	10042	139799	32141
10.RAW HIDES AND SKINS	KG			13250	30744	2028	5043	237719	65184
11.RAW WOOL AND ANIMAL HAIR	KG	532405	76427	4532037	586114	1358529	156794	6903433	898039
(I) RAW WOOL	KG	130529	20124	1441750	205374	967597	110768	3073714	410679
(II) ANIMAL HAIR	KG	401876	56303	3090287	380740	390932	46026	3829719	487360
12.CRUDE ANIMAL MATERIAL	KG	1846944	231884	9120517	2150469	1251011	341312	7687379	3388749
13.CRUDE FERTILIZER	MT	4580	39345	12292	102586	772	9950	6436	88723
14.MOLASSES	KG			48942888	637107	22478384	299786	148161021	1897621
15.RAW COTTON	MT	14346	1905755	84648	13465021	8933	1600370	86994	16247180
16.COTTON WASTE	MT	3936	438369	24197	2922736	1783	212751	40741	4706535
17.PETROLEUM CRUDE	MT	37020	1710377	249705	18595557				
18.MARBLES AND STONES	MT	32798	511844	252653	3864204	54769	724430	357989	5312564
19.TOBACCO	KG	196539	64718	2179526	761688	953641	235118	3282139	957811
(I) UN-MANUFACTURED	KG	194562	63862	2066112	709965	934984	229328	3125025	897033
(II) MANUFACTURED EXCL.CIGARETTE	KG	1977	857	113414	51723	18657	5790	157114	60778
20.COKE	MT							814	8146
B.TEXTILES MANUFACTURES			115936043		781919724		109964488		803354356
01.COTTON YARN	KG	57239838	17050536	411192524	117434087	45629639	14163407	404474394	128235705
02.COTTON CLOTH	SQM	195245568	20796396	1.202E+09	145857235	197687592	22358812	1561465486	172003602
03.ARTICLES OF APPAREL & CLOTHING ACCESSORIES (EXCL. KNITWEARS)	DOZ	2956574	20276312	18050719	121948682	2592450	17966913	16578717	115049733
04.ART SILK AND SYNTHETIC TEXTILES	SQM	25407390	2855725	182107927	21978970	32219181	3951046	200600259	21948100
05.COTTON THREAD	KG	113336	48096	1685075	747412	71781	33016	2229909	944770
06.TEXTILE FABRICS WOVEN(OTHER THAN COTTON & ARTIFICIAL FABRICS)	--		20433		164071		6865		199664
07.TULE, LACE, EMBROIDERY ETC	--		60129		780578		112360		964588
08.COTTON BAGS/SACKS	MT	336	69684	4192	847808	449	80562	4165	801916
09.TENTS & OTHER CANVAS GOODS	KG	3721155	1123325	32422927	9149914	3153236	900116	17266989	4878447
10.BED WEAR	KG	27512859	18280584	191997065	126798896	26407690	18468844	188070482	131728828
11.TOWELS	KG	15984727	7816941	97096902	46339038	13286226	6170460	93813153	45033974
12.TEXTILE MADE UPS (EXCL. TOWELS & BED WEAR)	--		6299846		38163964		5526668		39063481
13.KNITWEARS	DOZ	9145740	20459563	62578224	145442311	9735229	19638326	64211069	137113785
14.WASTE MATERIAL OF TEXTILE FIBRES/FABRICS	KG	2220548	216556	23674882	1744455	3132184	200036	20941161	1428278
15.YARN OTHER THAN COTTON YARN	KG	1194006	319255	8203780	2665397	572476	170128	6237477	2192084
16.KINTTED OR CROCHATED FABRICS	SQM	747025	242662	4245603	1856905	736324	216929	6654598	1767401
C.OTHER MANUFACTURES			28041319		247097166		34653303		328383637
01.CIGARETTES	THNO			22237	50499			72586	143346
02.LEATHER	SQM	1564293	4365026	13419871	29550658	2188250	4012349	16057205	30382021

Contd.

10.5 Exports by Selected Commodities in Rupees

(In Thousand Dollar)

GROUPS/COMMODITIES	UNIT	JANUARY, 2015		CUMUL, FROM JUL, 2014		JANUARY, 2014		CUMUL, FROM JUL., 2013	
		QUANTITY	VALUE	QUANTITY	VALUE	QUANTITY	VALUE	QUANTITY	VALUE
03.CARPETS,RUGS AND TAPESTRIES ETC	SQM	181728	1067479	1663355	7833567	182235	853668	2159725	8105942
(I) WOOLLEN CARPETS AND RUGS	SQM	155056	1024339	1493956	7639556	166566	828977	1945211	7927362
(II) WOOLLEN CARPET MACHINE MADE	SQM			1506	4904	250	682	2170	5305
(III) TAPESTRY CLOTH	SQM					18	22	18	22
(IV) CARPETS KNOTTED & OTHER FLOOR COVERING	SQM	26672	43140	167893	189108	15401	23986	212326	173252
04.PETROLEUM PRODUCTS	MT	472	39243	259993	25160131	994	109775	574653	50922525
05.FEEDING STUFF FOR ANIMALS	KG	25146930	429687	175846549	3690891	40238512	1155647	264765681	7511014
06.CHEMICALS AND PHARMACEUTICAL PRODUCTS	--		5194800		56357910		7182509		71225052
(I) PLASTIC MATERIALS	KG	16679289	1868136	122841233	15635100	20658040	2957040	151276870	22026538
(II) PHARMACAUTICAL PRODUCTS.	KG	1249834	1869579	9183251	12417531	1539976	1644724	9145321	10147233
(III) FERTILIZER MANUFACTURES	MT								
(IV) OTHER CHEMICAL	--		1457085		28305279		2580745		39051281
07.RUBBER MANUFACTURES	--		75211		684227		93188		670976
08.PAPER AND PAPER BOARD	KG	1072936	390887	8639672	2364071	1606398	463441	8749896	2524226
09.GUAR AND GUAR PRODUCTS	KG	1670715	382080	15180390	3747952	2611542	675780	12320672	4234415
10.CUTLERY	--		736980		5042603		774622		5281620
11.GOLD	GM								
12.COPPER AND ARTICLES THEREOF	--		1138101		8894946		2203981		11061762
13.MACHINERY & TRANSPORT EQUIPMENT (INCL.ENGINEERING ELECTRICAL GOODS)	--		2119092		13691743		2835013		19493391
(I) ELECTRIC FANS	NO	101079	209926	754787	1524964	116745	226725	791306	1609427
(II) TRANSPORT EQUIPMENT	--		259260		664480		84160		806360
(III) OTHER ELECTRICAL MACHINERY	--		442064		4035778		656010		4974536
(IV) MACHINERY SPECIALIZED PARTICULARS INDUSTRIES	--		248070		1967650		384836		2270540
(V) AUTO PARTS	--		152643		1257703		211748		1360395
(VI) OTHER MACHINERY	--		807129		4241167		1271534		8472133
14.FOOTWEARS	PAIR	1297266	1239287	7579365	7813261	1310127	1046368	8011221	6573143
(I) LEATHER FOOTWEAR	PAIR	660920	1042866	4171343	6786597	551353	858424	3695357	5544408
(II) CANVAS FOOTWEAR	PAIR	54301	19608	72192	26530	479	96	17964	7852
(III) OTHER FOOTWEAR	PAIR	582045	176812	3335830	1000134	758295	187848	4297900	1020883
15.LEATHER MANUFACTURES(EXCL. LEATHER FOOTWEARS)	--		4661952		37176130		5795094		40343501
(I) LEATHER GLOVES	DOZ	630010	1672563	4215120	13099124	551392	1641436	4725950	12595099
(II) APPAREL & CLOTHING	DOZ	70186	2880906	597464	23248172	101486	4032343	825110	26842320
(III) OTHER LEATHER MANUFACTURES	KG	88923	108483	617189	828833	100562	121314	724991	906083
16.HOUSE-HOLD EQUIPMENT	KG	432592	90759	2916486	634498	364686	87788	1689023	439470
17.SPORTS GOODS	--		2774089		18505202		2925698		18871615
(I) FOOT BALLS COMPLETE	DOZ	249961	1423202	1803101	9314543	318912	1626083	1968303	9570742
(II) GLOVES (SPORTS)	DOZ	266025	864596	1755403	5513975	266761	859683	1576247	5730484
(III) OTHER	--		486292		3676684		439933		3570389
18.SURGICAL GOODS,MEDICAL INSTRUMENTS AND APPLIANCES	NO	16845269	2601661	139660132	19676446	23937721	3191009	146384716	20474981
19.ONYX MANUFACTURED	KG	405261	74004	1791690	417540	235337	74962	2084463	474752
20.HANDICRAFTS	--				380815				3928
21.TEXTILE PRODUCT & ARTICLE FOR TECHNICAL USE	KG	29610	16903	185685	113595	44435	27894	192297	108351
22.BOOKS AND PRINTED MATTERS	--		45184		383259		49859		404239
23.PIG IRON	MT			92	7591			1401	130211
24.PRECIOUS/SEMI-PRECIOUS STONE	GM	487592	31423	9000129	505616	968253	50462	5686809	362214
25.JEWELLERY	--		5389		373867		619400		23682139
26.ARTICLES OF PLASTIC	KG	1865425	488939	15463758	3516717	1371303	343512	16450373	4437794
27.FURNITURE	NO	19984	70176	175767	445337	39941	63025	275684	433141
28.PARTS OF FOOTWEAR	--		2968		78095		18260		87868
D.OTHERS	--		19658179		151122001		24965872		160172199

10.6 Imports by Selected Commodities in Dollars

(In Thousand Dollar)

GROUPS/COMMODITIES	UNIT	JANUARY, 2015		CUML, FROM JUL, 2014		JANUARY, 2014		CUML, FROM JUL, 2013	
		QUANTITY	VALUE	QUANTITY	VALUE	QUANTITY	VALUE	QUANTITY	VALUE
GRAND TOTAL			3041444		27186521		4137138		25808196
A. FOOD GROUP			241126		1991127		279173		1754364
1.MILK AND CREAM	KG	9215963	24442	39410870	107407	4324555	10901	27260998	61363
2.WHEAT UNMILLED	MT	7094	1843	684276	184839	--	--	377402	107237
3.PULSES	KG	62546768	37028	367655398	224232	47679465	30789	262509256	165160
4.DRY FRUITS	KG	7845446	7013	92097880	57569	11054435	8721	66126079	53408
5.SUGAR REFINED	MT	1180	757	7617	4836	945	583	5651	3574
6.TEA	KG	15600356	35244	92598412	198636	13809405	28691	73033119	163496
7.SPICES	KG	8859207	7810	68876481	55611	14697334	9833	59720791	44368
8.MILK FOOD FOR BABIES,INFT.,INVLD	KG	706905	6215	5454211	43405	903595	6832	4102348	31025
9.BEVERAGES	LTR	967466	482	5785539	4120	1080819	1051	4264880	3732
10.PALM OIL	KG	160354450	120069	1365661827	1073428	210708769	178548	1328032247	1085590
11.SOYABEAN OIL	KG	172026	224	37958334	37044	3126603	3224	33750669	35412
B. MACHINERY GROUP			757651		5661115		900892		4938376
1.POWER GENERATING MACH.	--		116007		774112		198106		643903
2.AGRICULTURE MACHINERY&IMPLEMENTS	--		7454		62345		5247		38929
3.CONSTRUCTION & MINING MACHINERY	--		35006		167538		12519		150469
4.TEXTILE MACHINERY	--		37980		249799		48039		320298
5.METAL WORKING MACHINERY	--		5067		38388		5062		29974
6.GEN INDUSTRIAL MACH & EQU/PARTS NS	--		130689		899677		169307		771451
7.OFFICE MACH.INCL.DATA PROS. EQUIP	--		21752		265312		20245		116063
8.TELECOM & SOUND RECORDING EQUIP	--		95589		846713		106633		726088
9.ELECTRICAL MACHINERY & APPARATUS	--		90627		684907		97070		638065
10.ROAD MOTOR VEHICLES	--		134323		805639		109378		667108
11.RAILWAY VEHICLES	--		4276		115188		21286		31187
12.AIRCRAFTS,SHIPS AND BOATS	--		31858		491933		60776		587576
13.OTHER MACHINERY	--		47023		259564		47223		217266
C. PETROLEUM GROUP			578278		7562606		1205575		8782306
1.CRUDE PETROLEUM	MT	270380	182617	3736697	2824695	636278	504233	4222258	3307976
2.PETROLEUM PRODUCTS	MT	598626	380410	6692588	4685256	931801	694439	7329595	5427394
3.GAS NATURAL & MANUFACTURED	--		15250		52655		6903		46936
D. TEXTILE GROUP			113508		853380		131368		760208
1.SYNTHETIC AND REGENERATED FIBRE	KG	23806277	38614	176439876	321458	20627664	44449	120924478	241793
2.SYNTHETIC & ARTIFICIAL SILK YARN	KG	25399252	53331	177083259	384240	24752650	62554	133649770	342000
3.WORN CLOTHING	KG	45429131	10773	268093775	72208	34729983	13302	257274650	102406
4.ARTICLES OF APPAREL & CLOTHING	--		5861		47876		5965		43660
5.BAGS & SACKS OF TEX. MATERIALS	MT	623	691	3310	4019	457	672	4493	4595
6.JUTE	MT	7432	4239	42811	23580	8180	4426	49329	25754
E. AGRICULTURE/OTH. CHEMICAL GROUP			484000		4334198		662093		3905392
1.ORGANIC CHEMICALS	--		132116		1088052		133214		1076461
2.INORGANIC CHEMICALS	--		23811		282039		29522		242594
3.DYEING TANNING & COLOUR MATERIAL	KG	11966305	34155	77035128	227226	10831038	33488	65307429	203248
4.MEDICINAL PRODUCTS	KG	950772	44527	13595536	576556	1880105	69063	13032898	461795
5.ESSENTIAL OIL, PERFUMES TOILT ETC	KG	8021986	21210	59471493	166219	6603140	22039	38270422	129089
6.FERTILIZER MANUFACTURED	MT	139062	63441	1224323	561527	456327	163672	1498547	554787
7.PLASTIC MATERIALS	KG	73144074	116854	584679262	1007568	90827917	155501	510460155	886916
8.INSECTICIDES	KG	1237677	7582	13704737	81104	1439820	7472	11941663	59341
9.OTHER.CHEMICAL PRODUCTS	--		40304		343907		48122		291159

Contd.

10.6 Imports by Selected Commodities in Dollars

(In Thousand Dollar)

GROUPS/COMMODITIES	UNIT	JANUARY, 2015		CUML, FROM JUL, 2014		JANUARY, 2014		CUML, FROM JUL, 2013	
		QUANTITY	VALUE	QUANTITY	VALUE	QUANTITY	VALUE	QUANTITY	VALUE
F. METAL GROUP			280702		2013657		230829		1408586
1.IRON ORES AND CONCENTRATES	MT	--	--	106817	17644	3	1	65341	9002
2.IRON AND STEEL SCRAP	MT	219303	82657	1667925	597208	140451	51170	1107265	410551
3.NON FERROUS BASE METAL WASTE & SCR	MT	8757	4971	74560	39066	6678	4230	47584	26163
4.IRON AND STEEL	MT	207912	148550	1311534	1016699	172104	122945	949471	685449
5.ALUMINIUM WROUGHT & WORKED	--		9337		78166		10369		65436
6.MANUFACTURES OF METAL NES	--		35186		264873		42115		211984
G. MISCELLANEOUS ITEMS			331112		2881615		317146		2287905
1.FEEDING STUFF FOR ANIMALS	KG	55188471	27616	644487924	336705	69708554	38810	367776548	198287
2.HIDES,SKINS AND FURSKINS RAW	KG	1403169	5772	8584536	35947	1886687	6858	11963926	38325
3.OIL SEEDS & OLEAGINOUS FRUITS	KG	65364653	46297	924719855	554346	10633885	8858	301833454	211856
4.RUBBER CRUDE INCL.SYNTH/RECLAIMED	KG	7844250	10589	74255423	88648	11769563	14509	67575841	95277
5.WOOD & CORK	--		8396		53608		5728		35391
6.PULP AND WASTE PAPER	KG	9999430	4757	135438841	68046	24570955	8860	172554229	71396
7.FERTILIZER CRUDE	MT	5697	2745	39940	18400	19106	7409	118387	23476
8.CRUDE ANIMAL&VEGETABLE MATERIALS	KG	7098700	8953	54265595	81543	6137911	9231	41703048	63192
9.COAL, COKE & BRIQUETTES	MT	354667	39129	2924734	316451	306528	31927	1261978	143146
10.ANIMAL OILS AND FATS	KG	3056639	2263	17735315	13790	3036045	2654	13227572	11135
11.ANIMAL/VEG, FAT OIL WAX ETC NES	KG	2006143	2497	10807947	13418	2144883	1783	13865321	10704
12.RUBBER TYRES & TUBES	NO	338614	18811	2861129	162928	393005	19488	2801069	130294
13.CORK/WOOD MFG.(EXCL FURNITURE)	KG	11593878	5711	66580291	34829	10179397	4633	53801432	27855
14.PAPER&PAPER BOARD & MANF. THEREOF	KG	31350377	32787	285477383	275663	34421688	31334	235852438	211164
15.CEMENT	MT	2800	798	24676	6813	2887	746	20056	4548
16.PREFABRICATED BUILDGS,SANITRY,PLG	--		8866		58192		6667		38577
17.FOOTWEAR	PAIR	1253546	5613	12229783	55447	1370521	6515	10327668	43604
18.PROFESSIONAL,SCIENTFIC & CONTROL	--		52611		287982		27267		205303
19.PHOTO EQPT, OPTICAL GOODS N.E.S.	--		5038		34778		4898		36305
20.PRINTED MATTERS	--		15442		119037		36811		367765
21.ARTICLES N.E.S. OF PLASTICS	KG	2280103	8380	17304474	61721	2654848	9248	16091250	52644
22.BABY CARRIAGES, TOYS GAMES ETC.	--		5021		36921		4532		27683
23.OFFICE STATIONERY SUPPLY N.E.S	--		3748		18732		2627		13954
24.JEWELLERY OFGOLD/SILVERSMITH WEAR	--		769		7479		608		6594
25.MUSICAL INSTRUMENTS AND PARTS	--		6718		97167		13362		42015
26.ARTICLES & MFG. OF CAVING ETC.	--		885		30680		443		4466
27.GOLD.NON-MENETART NOT ORE/CONCEN	GM	24394	903	303224	12344	240200	11341	4176891	172950
ALL OTHER ITEMS	--		255068		1888821		410062		1971059

10.7 Imports by Selected Commodities in Rupees

(In Thousand Rupees)

GROUPS/COMMODITIES	UNIT	JANUARY, 2015		CUML, FROM JUL, 2014		JANUARY, 2014		CUML, FROM JUL, 2013	
		QUANTITY	VALUE	QUANTITY	VALUE	QUANTITY	VALUE	QUANTITY	VALUE
GRAND TOTAL			306222934		2748694230		435995247		2707851879
A. FOOD GROUP			24277374		201460637		29420830		184018321
1.MILK AND CREAM	KG	9215963	2460876	39410870	10828003	4324555	1148859	27260998	6468841
2.WHEAT UNMILLED	MT	7094	185546	684276	18913404	--	--	377402	11350817
3.PULSES	KG	62546768	3728079	367655398	22647410	47679465	3244689	262509256	17272626
4.DRY FRUITS	KG	7845446	706051	92097880	5815361	11054435	919068	66126079	5610518
5.SUGAR REFINED	MT	1180	76219	7617	490081	945	61481	5651	376608
6.TEA	KG	15600356	3548440	92598412	20075021	13809405	3023601	73033119	17162648
7.SPICES	KG	8859207	786319	68876481	5616340	14697334	1036297	59720791	4663165
8.MILK FOOD FOR BABIES,INFT.,INVL D	KG	706905	625777	5454211	4390076	903595	719959	4102348	3257912
9.BEVERAGES	LTR	967466	48557	5785539	415784	1080819	110705	4264880	392371
10.PALM OIL	KG	160354450	12088976	1365661827	108536198	210708769	18816407	1328032247	113809950
11.SOYABEAN OIL	KG	172026	22535	37958334	3732958	3126603	339765	33750669	3652864
B. MACHINERY GROUP			76282904		572324037		94941168		518715356
1.POWER GENERATING MACH.	--		11680019		78308398		20877531		67775385
2.AGRICULTURE MACHINERY&IMPLEMENTS	--		750485		6300018		553003		4103013
3.CONSTRUCTION & MINING MACHINERY	--		3524472		16864053		1319310		15490512
4.TEXTILE MACHINERY	--		3823972		25215020		5062579		33728210
5.METAL WORKING MACHINERY	--		510206		3875576		533494		3153642
6.GEN INDUSTRIAL MACH & EQU/PARTS NS	--		13158213		90984433		17842556		81138192
7.OFFICE MACH.INCL.DATA PROS. EQUIP.	--		2190068		26801515		2133588		12190123
8.TELECOM & SOUND RECORDING EQUIP	--		9624194		85491165		11237624		76204448
9.ELECTRICAL MACHINERY & APPARATUS	--		9124658		69242753		10229743		67056249
10.ROAD MOTOR VEHICLES	--		13524102		81472741		11526944		70098537
11.RAILWAY VEHICLES	--		430509		11572697		2243189		3298046
12.AIRCRAFTS,SHIPS AND BOATS	--		3207576		49986551		6404940		61633213
13.OTHER MACHINERY	--		4734431		26209116		4976666		22845785
C. PETROLEUM GROUP			58222968		764714654		127050339		921143490
1.CRUDE PETROLEUM	MT	270380	18386548	3736697	285906758	636278	53138918	4222258	346945937
2.PETROLEUM PRODUCTS	MT	598626	38300987	6692588	473467670	931801	73183985	7329595	569248448
3.GAS NATURAL & MANUFACTURED	--		1535433		5340226		727436		4949105
D. TEXTILE GROUP			11428382		86189238		13844319		79846145
1.SYNTHETIC AND REGENERATED FIBRE	KG	23806277	3887789	176439876	32478118	20627664	4684294	120924478	25416302
2.SYNTHETIC & ARTIFICIAL SILK YARN	KG	25399252	5369504	177083259	38784830	24752650	6592299	133649770	35935588
3.WORN CLOTHING	KG	45429131	1084709	268093775	7293413	34729983	1401874	257274650	10726424
4.ARTICLES OF APPAREL & CLOTHING	--		590091		4843119		628657		4587557
5.BAGS & SACKS OF TEX. MATERIALS	MT	623	69524	3310	404843	457	70804	4493	483965
6.JUTE	MT	7432	426765	42811	2384914	8180	466392	49329	2696309
E. AGRICULTURE/OTH. CHEMICAL GROUP			48730737		438131069		69775148		410331365
1.ORGANIC CHEMICALS	--		13301933		109959880		14038852		112952220
2.INORGANIC CHEMICALS	--		2397409		28466165		3111228		25382248
3.DYEING TANNING & COLOUR MATERIAL	KG	11966305	3438846	77035128	22928898	10831038	3529114	65307429	21334848
4.MEDICINAL PRODUCTS	KG	950772	4483088	13595536	58434833	1880105	7278231	13032898	48581483
5.ESSENTIAL OIL, PERFUMES TOILT ETC	KG	8021986	2135504	59471493	16808899	6603140	2322593	38270422	13560050
6.FERTILIZER MANUFACTURED	MT	139062	6387434	1224323	56855595	456327	17248712	1498547	58668498

Contd.

10.7 Imports by Selected Commodities in Rupees

(In Thousand Rupees)

GROUPS/COMMODITIES	UNIT	JANUARY, 2015		CUML, FROM JUL, 2014		JANUARY, 2014		CUML, FROM JUL, 2013	
		QUANTITY	VALUE	QUANTITY	VALUE	QUANTITY	VALUE	QUANTITY	VALUE
7.PLASTIC MATERIALS	KG	73144074	11765236	584679262	101729247	90827917	16387613	510460155	93052022
8.INSECTICIDES	KG	1237677	763332	13704737	8195469	1439820	787428	11941663	6232791
9.OTHER.CHEMICAL PRODUCTS	--		4057956		34752083		5071378		30567206
F. METAL GROUP			28261996		203584509		24326119		147942383
1.IRON ORES AND CONCENTRATES	MT	--	--	106817	1800513	3	67	65341	904477
2.IRON AND STEEL SCRAP	MT	219303	8322230	1667925	60367419	140451	5392538	1107265	43016229
3.NON FERROUS BASE METAL WASTE & SRM	MT	8757	500501	74560	3942454	6678	445749	47584	2741988
4.IRON AND STEEL	MT	207912	14956533	1311534	102798923	172104	12956687	949471	72113061
5.ALUMINIUM WROUGHT & WORKED	--		940063		7902644		1092783		6871315
6.MANUFACTURES OF METAL NES	--		3542667		26772556		4438294		22295313
G. MISCELLANEOUS ITEMS			33337475		291330425		33422619		239478753
1.FEEDING STUFF FOR ANIMALS	KG	55188471	2780440	644487924	34013946	69708554	4090031	367776548	21010498
2.HIDES,SKINS AND FURSKINS RAW	KG	1403169	581115	8584536	3628787	1886687	722693	11963926	4049412
3.OIL SEEDS & OLEAGINOUS FRUITS	KG	65364653	4661386	924719855	56149001	10633885	933473	301833454	22315390
4.RUBBER CRUDE INCL.SYNTH/RECLAIMED	KG	7844250	1066110	74255423	8959821	11769563	1528993	67575841	9991098
5.WOOD & CORK	--		845291		5412016		603688		3717645
6.PULP AND WASTE PAPER	KG	9999430	478928	135438841	6863931	24570955	933721	172554229	7454099
7.FERTILIZER CRUDE	MT	5697	276384	39940	1864450	19106	780790	118387	2478287
8.CRUDE ANIMAL&VEGETABLE MATERIALS	KG	7098700	901401	54265595	8251876	6137911	972805	41703048	6625556
9.COAL, COKE & BRIQUETTES	MT	354667	3939594	2924734	32023088	306528	3364650	1261978	14957126
10.ANIMAL OILS AND FATS	KG	3056639	227807	17735315	1395260	3036045	279651	13227572	1166696
11.ANIMAL/VEG, FAT OIL WAX ETC NES	KG	2006143	251392	10807947	1357647	2144883	187862	13865321	1127564
12.RUBBER TYRES & TUBES	NO	338614	1893922	2861129	16458762	393005	2053788	2801069	13697967
13.CORK/WOOD MFG.(EXCL FURNITURE)	KG	11593878	575041	66580291	3520333	10179397	488204	53801432	2928430
14.PAPER&PAPER BOARD & MANF. THEREOF	KG	31350377	3301111	285477383	27861920	34421688	3302178	235852438	22196560
15.CEMENT	MT	2800	80309	24676	688459	2887	78656	20056	477491
16.PREFABRICATED BUILDGS,SANITRY,PLG	--		892685		5890960		702649		4071457
17.FOOTWEAR	PAIR	1253546	565111	12229783	5612381	1370521	686567	10327668	4569070
18.PROFESSIONAL,SCIENTFIC & CONTROL	--		5297056		29103327		2873529		21530551
19.PHOTO EQPT, OPTICAL GOODS N.E.S.	--		507285		3508733		516172		3823031
20.PRINTED MATTERS	--		1554786		11982464		3879350		38204957
21.ARTICLES N.E.S. OF PLASTICS	KG	2280103	843677	17304474	6228774	2654848	974568	16091250	5532849
22.BABY CARRIAGES, TOYS GAMES ETC.	--		505551		3723697		477622		2899308
23.OFFICE STATIONERY SUPPLY N.E.S	--		377322		1892168		276798		1471520
24.JEWELLERY OFGOLD/SILVERSMITH WEAR	--		77380		755612		64104		684173
25.MUSICAL INSTRUMENTS AND PARTS	--		676382		9819649		1408191		4427544
26.ARTICLES & MFG. OF CAVING ETC.	--		89080		3108498		46722		468952
27.GOLD.NON-MENETART NOT ORE/CONCEN	GM	24394	90931	303224	1254863	240200	1195163	4176891	17601520
ALL OTHER ITEMS	--		25681098		190959662		43214705		206376067

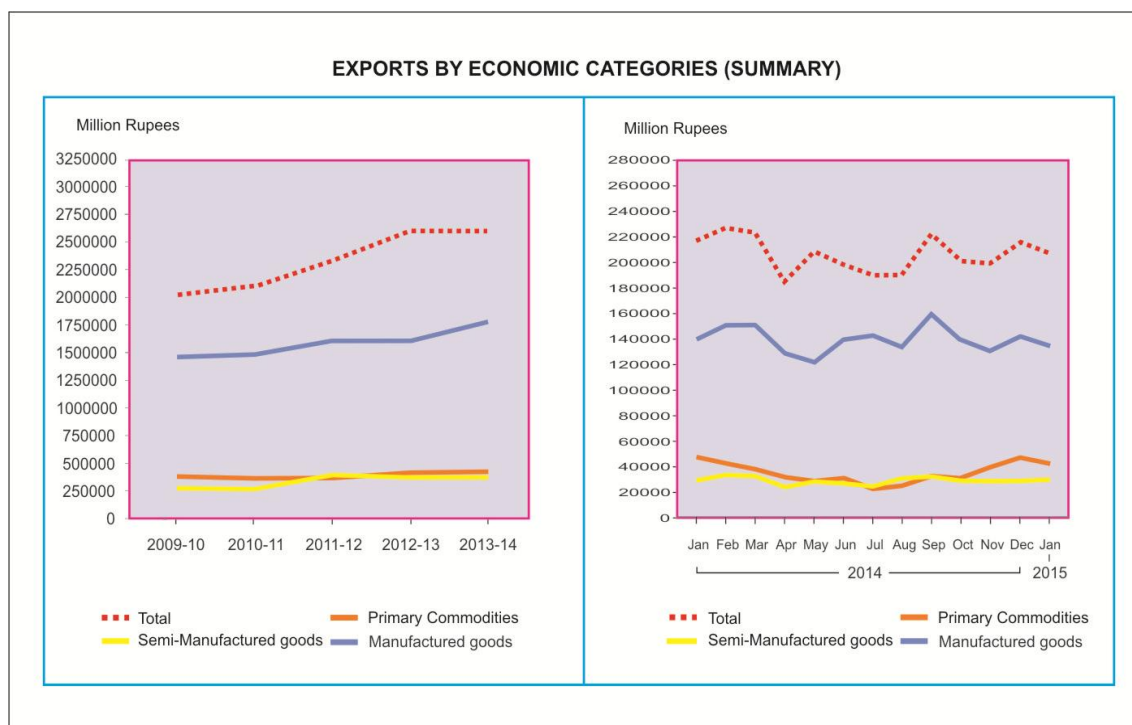
10.8 Exports by Economic Categories (Summary)

(Million Rupees)

Year/Month	Total	Primary commodities	Semi-manufactured goods	Manufactured goods
2009-10	1,617,457.6	287,490.6	170,608.5	1,159,358.5
2010-11	2,120,846.7	377,535.7	274,500.4	1,468,810.5
2011-12	2,110,605.5	362,404.4	261,151.3	1,486,369.7
2012-13	2,366,477.8	364,127.0	391,151.3	1,611,199.5
2013-14	2,583,463.2	420,496.3	369,066.1	1,793,900.8
2014 Jan	217,160.3	47,913.8	29,216.5	140,030.0
Feb	227,292.7	42,828.9	33,637.5	150,826.3
Mar	223,104.2	38,377.1	33,432.4	151,294.7
Apr	185,909.4	31,936.4	24,369.5	129,603.5
May	208,315.8	28,812.4	28,424.6	151,078.9
Jun	198,680.7	31,132.4	27,268.3	140,280.1
Jul	189,756.5	22,490.4	24,718.8	142,547.3
Aug	190,351.2	25,366.2	31,020.3	133,964.7
Sep	222,613.8	32,069.5	31,648.4	158,895.9
Oct	200,455.8	31,489.4	29,556.4	139,410.0
Nov	199,310.3	39,304.5	29,094.2	130,911.6
Dec	216,620.3	44,901.3	29,297.3	142,421.7
2015 Jan *	207,163.2	42,507.6	29,961.1	134,694.5

Note: Total may not tally due to rounding of figures.

* Provisional



10.9 Export by Economic Categories (Details)

COMMODITIES	(In Thousand Rupees)			
	JANUARY, 2015	CUML.FROM JULY 2014	JANUARY, 2014	CUML.FROM JULY 2013
GRAND TOTAL	207,163,219	1,426,271,155	217,160,304	1,540,160,381
A. PRIMARY COMMODITIES:	42,507,592	238,128,949	47,913,845	247,409,066
RAW COTTON (INCLUDING LINTER & WASTE)	2,023,697	14,556,255	1,813,789	18,627,728
RAW WOOL (INCLUDING ANIMAL HAIR)	76,427	586,114	156,794	898,039
FISH	2,780,046	20,722,050	1,850,527	20,335,824
RICE	20,600,597	119,455,105	28,224,305	127,499,980
HIDES & SKINS (INCLUDING FUR SKINS)	24,525	281,725	43,218	409,787
FRUITS & VEGETABLES	10,409,030	33,571,317	10,741,008	39,347,477
SPICES	611,453	3,674,868	542,401	3,029,039
TOBACCO UN-MANUFACTURED	63,862	709,965	229,328	897,033
OTHER PRIMARY COMMODITIES	5,917,954	44,571,551	4,312,475	36,364,159
B. SEMI-MANUFACTURES:	29,961,117	205,296,379	29,216,500	221,933,939
COTTON YARN	17,050,536	117,434,087	14,163,407	128,235,705
LEATHER	4,365,026	29,550,647	4,011,512	30,381,248
MOLASSES		637,107	299,786	1,897,621
OIL CAKES	25,098	559,590	677,730	3,592,533
AGAR, AGAR DUST & WOOD	16	16		
HENNA LEAVES & POWDER	5,328	2,890,113	36,449	142,557
OTHER SEMI MANUFACTURES	8,515,113	54,224,819	10,027,616	57,684,276
C. MANUFACTURED GOODS:	134,694,510	982,845,826	140,029,959	1,070,817,376
COTTON THREAD	48,096	747,412	33,016	944,770
COTTON FABRICS WOVEN	20,711,058	145,130,558	22,229,556	171,232,467
TEXTILE FABRICS (OTHER THAN COTTON FABS)	2,929,500	22,503,439	3,986,171	22,693,325
WOOLLEN CARPETS	1,005,866	7,051,671	776,024	8,780,683
TAPESTRIES		5,092		81
MANUFACTURE OF LEATHER	5,484,424	42,465,602	6,606,225	45,788,887
FOOTWEAR	1,239,287	7,813,261	1,046,368	6,573,143
SPORTS GOODS (EXCLUDING INDOOR GAMES)	1,660,741	10,659,145	1,819,022	10,815,269
TOBACCO MANUFACTURED	857	102,222	5,790	204,124
MEDICAL INSTRUMENT N.E.S.	129,825	1,519,219	391,274	2,072,774
FRUIT & VEGETABLE PREPARATIONS	647,409	4,956,169	501,805	4,329,366
FISH PREPARATIONS	43,302	314,995	22,038	769,540
CEREAL PREPARATIONS	448,824	3,296,264	351,618	3,754,200
GUAR PRODUCTS	382,080	3,747,952	675,780	4,234,415
FLOUR & MEAL OF OIL SEEDS	915	11,237	1,917	48,853
FISH MEAL & MEAT MEAL	61,674	790,060	123,465	1,136,317
PETROLEUM PRODUCTS	39,243	25,160,131	109,775	50,922,525
CHEMICAL & CHEMICAL PREPARATIONS	5,206,940	56,809,628	7,200,868	71,493,214
MACHINERY & TRANSPORT EQUIPMENT	2,121,629	13,753,191	2,853,552	19,542,838
ARTICLES OF APPAREL AND CLOTHING				
ACCESSORIES (INCLUDING HOSIERY)	40,747,339	267,493,809	37,610,356	252,323,000
OTHER MANUFACTURED GOODS	51,785,502	368,514,769	53,685,340	393,157,585

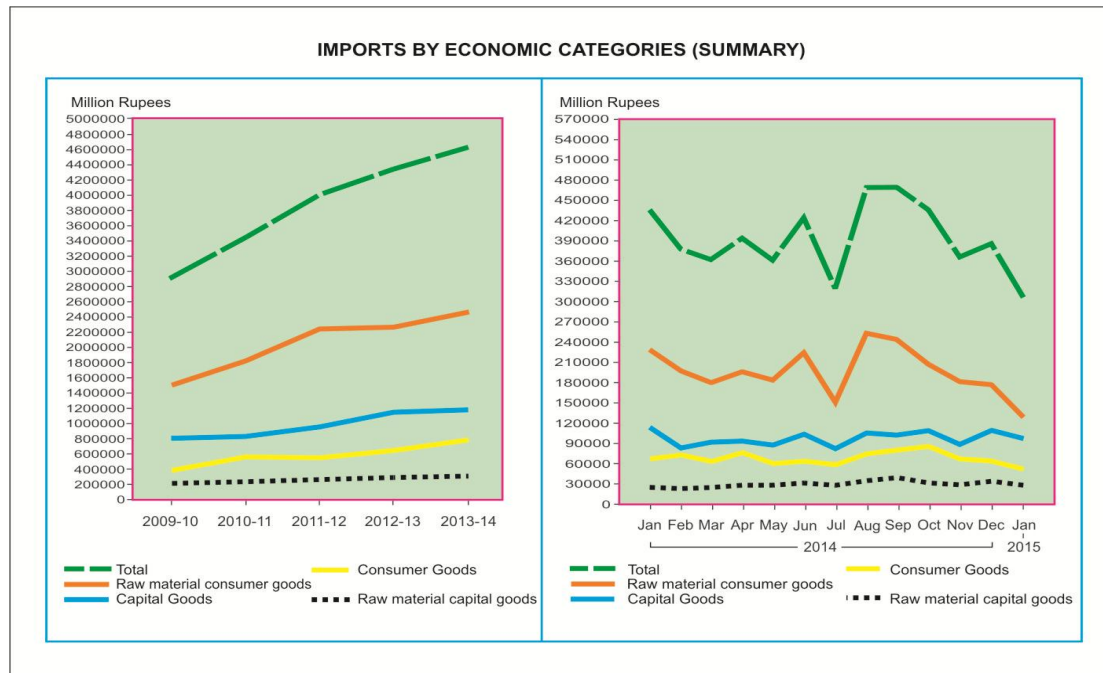
10.10 Imports by Economic Categories (Summary)

(Million rupees)

Year/Month	Total	Consumer goods	Raw material		Capital goods
			Consumer goods	Capital goods	
2009-10	2,910,975.3	380,826.6	1,509,081.1	209,051.4	812,016.2
2010-11	3,455,285.6	560,512.2	1,826,243.4	239,525.0	829,005.0
2011-12	4,009,093.0	552,018.1	2,251,624.0	261,940.8	943,510.1
2012-13	4,349,879.5	652,553.3	2,353,818.1	293,733.6	1,049,774.5
2013-14	4,630,520.8	780,192.2	2,462,189.2	306,810.4	1,081,329.0
2014 Jan	435,995.2	67,437.2	228,951.9	25,427.0	114,179.1
Feb	377,909.2	72,862.9	197,700.0	23,455.1	83,891.2
Mar	362,608.8	63,065.0	180,810.2	26,068.0	92,665.6
Apr	395,104.7	76,731.4	196,417.9	28,438.1	93,517.3
May	361,817.2	60,689.4	183,940.7	28,892.1	88,294.9
Jun	425,228.9	63,467.4	225,864.1	31,886.7	104,010.7
Jul	319,670.1	58,685.3	151,072.0	27,793.8	82,119.0
Aug	469,537.5	75,373.3	253,760.6	34,750.0	105,653.6
Sep	464,876.3	79,875.0	244,592.8	38,047.2	102,361.3
Oct	435,657.9	86,593.1	207,506.0	32,235.1	109,323.7
Nov	366,214.9	66,887.8	181,086.1	29,320.7	88,920.3
Dec	386,514.6	64,740.0	177,187.2	34,759.6	109,827.8
2015 Jan *	306,222.9	51,715.6	128,819.2	28,296.1	97,392.0

Note: Total may not tally due to rounding of figures.

* Provisional



10.11 Imports by Economic Categories (Detail)

(In Thousand Rupees)

ITEMS	JANUARY, 2015	FROM JULY, 2014	JANUARY, 2014	FROM JULY, 2013
GRAND TOTAL	306222934	2748694230	435995247***	2707851879
1. CONSUMER GOODS TOTAL	51715590	483870238	67437242*	443376039
10121 HORSES		14924		7954
10190 OTHER LIVE ANIMALS	1845	8617		6013
10221 PURE,BRED BREED BOVINE ANIMAL	144212	187384	203509	602756
10229 OTHER LIVE BOVINE ANIMALS			23942	51400
10511 FOWLS OF SPECIES WT UPTO 185G		253143		317504
10599 OTH LIVE POULTRY	88960	264693		212585
20120 OTH CUT WITH BONE BOVIN ANIMAL				2855
20210 CARCASSES OF BOVIN ANIMAL FROZ		37	2233	8824
20220 OTH CUTS WITH BONE IN,BOV FROZ	423	11296	419	7991
20230 MEAT BOV ANIMAL FROZE BONELESS	4845	89931	12826	163284
20410 MEAT OF SHEEP/GOAT,F/CHILL/FRO				32
20430 CARCASSES OF LAMB,FROZEN		12		
20442 OTH CUTS OF SHEEP FROZ BONE IN		131		
20443 OTH MEAT OF SHEEP FROZ BONELES		2227		
20610 EDIBLE OFFAL OF BOV ANIMAL F/C	21561	157731	19811	79184
20622 LIVERS OF BOV ANIMALS FROZEN		19556		267
20629 O, EDIBLE OFFAL BOV ANI FROZEN				130
20714 CUTS & OFFAL OF FOWLS FROZEN		2585		6345
20727 CUT & OFFAL OF TURKEY,FROZEN		790	70	6672
20745 OTH DUCK MEAT FROZEN		3918		6862
21020 OTH MEAT BOV ANIM DRIED/SMOKED		1104		1051
21099 OTH EDI FLOUR/MEAL OF MEAT/OFL				1033
30111 ORNAMENTAL FISH	2515	13901	905	10018
30119 OTHER ORNAMENTAL FISH		601	34	183
30191 TROUT, LIVE		103		
30199 OTHER LIVE FISH	118	1433	139	1899
30219 OTH SALMO FISH,EXCL LIVER F/CH				158
30229 O.FLAT FISH,EX.LIVER&ROES.F/CH	71	208		417
30239 OTH TUSAS EXCL LVR/ROES FR/CHL				3
30319 O.SALMONIDAE FROZ,EX.LIVER&ROE		50	23	38
30329 O.TILAPIAS.EX.LIVERS&ROES FROZ			78	697
30339 OTH FLAT FISH,EXCL LIVERS FROZ	239240	885894	204119	622013
30363 COD FISH EXCL LVR/ROES FROZEN		85	30	236
30390 LIVERS & ROES OF FISH FROZEN	1810	1810		
30439 OTH FISH FILLET/MEAT FRESH/CHI	425	488		14014
30451 OTH FILLETS OF TILAPIAS.FRE/CH				14071
30459 OTH FILLETS OF OTH FISH.FR/CHI	873	1696		353
30462 FROZE FILLET/MEAT.CATFISH FISH		6013		66912
30479 FROZ FILLET O.BREGMACER FAMILY				16
30487 FROZEN FILLETS/MEAT OF TUNAS		358	58	149
30489 FROZEN FILLET/MEAT OF OTH FISH		100		
30499 OT FISH FILET/MEAT FRE/CH/FROZ	55624	242907	80671	213006
30510 FLOUR, MEALS & PELLETS OF FISH	61	362		
30520 LIVERS&ROES,DRIED,SMOKED,SALT		10		16
30539 OTH FISH FILLE/D/S/BR.NOT SMOK		34		
30549 OTH SMOKED FISH&FILLET NOT EDI				5
30559 OTH DRIED FISH SALT NOT SMOKED				47
30563 ANCHOVIES FISH.SALTED NOT DR/S	39	39		
30569 OTH FISH SALT,NOT DRIED/SMOKED				36
30579 OTHER EDIBLE FISH OFFALS		49		19
30611 ROCK LOBSTER&SEA CRAWFISH FROZ	12	99	45	45
30614 CRABS FROZEN FIT FOR HUMAN CON		178		

Contd.

10.11 Imports by Economic Categories (Detail)

(In Thousand Rupees)

ITEMS	JANUARY, 2015	FROM JULY, 2014	JANUARY, 2014	FROM JULY, 2013
30616 COLD WATER SHRIMPS&PRAWNS FROZ		414		890
30617 OTHER SHRIMPS & PRAWNS FROZEN	23393	23393		
30619 OTH CRUSTACEAN INCL FLOUR/MEAL				34
30627 OTHER SHRIMPS&PRAWNS.NOT-FROZ		150		
30739 OTH MUSSELS&SCS FROZ,DRIED,SALT		36		
30799 OTH FLOURS MEAL&PEL FOR HUMAN				253
30890 OTHER AQUATIC INVERTEBRATES		10		
40110 MILK&CREAM OF A FAT UPTO 1%	412	650	27	2518
40120 MILK & CREAM OF A FAT 1% TO 6%	1669	3041	1119	2754
40140 MILK & CREAM.FAT-6% TO 10%			26	73
40150 MILK & CREAM.FAT-EXCEEDING-10%		2538		3346
40210 MILK&CREAM IN POWDER FAT 1.5%	2182548	8911223	840662	5036868
40221 MILK&CREAM IN POWDER>1.5% FAT	17345	259214	73014	182989
40229 OTH,MILK&CREAM IN POWDER>1.5%	1014	145147	4939	13573
40291 OTH MILK/CREAM NOT SOLID/SWEET		32263	17369	21081
40299 OTH MILK/CREAM SOLID,SWEETEND	17102	90845	9321	131667
40310 YOGURT	89	5872	1436	5881
40390 BUTTER MILK,CURDLED MILK/CREAM	26	138	102	1984
40410 WHEY AND MODIFIED WHEY CON SUG	227574	964540	182213	1021231
40490 OTH PRODUCT CONSIST NATUR MILK	13086	397959	14794	26756
40510 BUTTER	7468	28895		13016
40520 DAIRY SPREADS		15		10
40590 OTH FATS&OIL DERIVED FR MILK	206	5116	125	91622
40610 FRESH CHEESE INCL WHEY,CURD	16906	109910	14880	89756
40620 GRATED OR POWDER CHEESE		194		2123
40630 PROCESSED CHEESE NOT GRATED	38824	230977	45646	204549
40690 OTHER CHEESE	143	444		3805
40711 FERTILIZED EGGS FOR INCUBATION	4035	5114		6837
40719 FERTILIZED EGGS OF OTHER BIRDS		52798	442	442
40729 OTH FRESH EGGS OF OTHER BIRDS				457
40790 OTH BIRD EGG IN SHELL FR/COKED		25		
40811 EGG YOLKS,DRIED	635	3685		
40891 OTH BIRDS,EGG,NOT IN SHELL DRY	11013	34033	10651	22395
40900 NATURAL HONEY	15336	81899	5094	65135
70110 POTATO SEEDS	3186	1254753	60364	586730
70190 POTATOES,FRESH OR CHILLED		6118719		96964
70200 TOMATOES,FRESH OR CHILLED	723901	7446850	1822852	10755499
70310 ONIONS AND SHALLOTS		1212822	3416	1464173
70320 GARLIC	453562	3167437	525323	2703638
70390 LEEK,OTH ALLIACEOUS VEGETABLES		21486		403
70410 CAULIFLOWERS & HEADED BROCCOLI	115	1150		1095
70490 OTH;EDIBLE BRASSICAS,FRESH/CHI	71	8016	37	88764
70511 CABBAGE LETTUCE(H-LETUC)SALAD	171	3281	240	2191
70519 OTHER; LETTUCE	130	840		1515
70610 CARROTS AND TURNIPS	319	6412	71	3314
70690 OTH SALAD.BEETROOT,RADISH ETC	415	1822	556	1163
70700 CUCUMBERS&GHERKINS,FRESH/CHL	27624	60383	51516	52602
70810 PEAS FRESH OR CHILLED	263125	1119232	152800	185224
70820 BEANS (SAME),FRESH OR CHILLED	258	1191	2693	3266
70890 OTH LEGUMINOUS VEGETABLE FR/CH				1485
70920 ASPARAGUS,FRESH OR CHILLED	48	334	85	612
70930 AUBERGINES FRESH OR CHILLED		64		38
70940 CELERY OTH THAN CELERIAC,F/CHL		26		
70951 MUSHROOMS,FRESH OR CHILLED	251	1554	274	1198
70959 OTH MUSHROOMS&TRUFFL FRESH/CH		373		39

Contd.

10.11 Imports by Economic Categories (Detail)

(In Thousand Rupees)

ITEMS	JANUARY, 2015	FROM JULY, 2014	JANUARY, 2014	FROM JULY, 2013
70960 FRUIT OF GENUS CAPSICUM F/CHLL	10343	102689	96184	319294
70970 SPINACH NEWZEALAND SPINACH FRE		177		100
70993 OTH PUMPKINS SQUASH&GOURDS F/C				168
70999 OTH VEGETABLES FRESH/CHILLED	24534	42612	86938	105215
71010 POTATO, FROZEN.		1887		594
71029 OTH LEGUMINOUS VEGETABLES FROZ		95		146
71040 SWEET CORN, FROZEN	9	3454		5216
71080 OTHER VEGETABLES,FROZEN		542		259
71090 MIXTURE OF VEGETABLES,FROZEN		1839		52
71120 OLIVES PROVISIONALLY PRESERVED	15	57		180
71140 CUCUMBERS & GHERKINS PRESERVED		6276		
71159 OTH MUSHROOMS & TRUFFLES		49	288	1268
71190 OTH VEGETABLES, PRESERVED				602
71220 ONION; WHOLE DRIED,CUT	5956	41919	17506	23638
71231 MUSHROOM GENUS AGARICUS DRIED		2041	35	2423
71239 OTH TRUFFLE DRYCUT WHOLE SLIC	18	27575	3461	13433
71290 OTH VEGETABLE MIXTURE DRIED	10395	99486	17064	86742
71310 PEAS DRIED SHELLED	1539126	8050395	979126	5165451
71320 CHICK PEAS DRIED SHELLED	300084	1658386	335952	1812992
71331 BEANS OF SPECIES VIGNA MUNGO		88773	14607	50176
71332 SMALL RED (ADZUKI) BEANS		117		120
71333 KIDNEY BEANS,INCL WHITE BENAS	387241	3532711	777370	4089582
71339 OTHER BEANS	21572	193456	49919	575015
71340 LENTILES	1112054	5625915	691345	3291841
71350 BROAD BEANS & HORSE BEAN		22339		23342
71390 OTH DRIED LEGUMINOUS VEGETABLE	368002	3475319	396369	2264109
71420 SWEET POTATOES		56		
71430 YAMS FRESH,CHILLED,FROZEN/DRIE		5247		34
71440 TARO FRESH,CHILLED,FROZEN/DRIE				264
71490 OTHER ROOTS AND TUBERS		1094	34	5569
80111 DESICCATED, COCONUTS	64146	662669	122921	421801
80112 COCONUT IN THE INNER SHELL		37		
80119 OTHER COCONUTS	24	173645	20616	171933
80131 CASHEW NUT IN SHELL				6001
80132 CASHEW NUT SHELLED	22352	122937	20346	192301
80211 ALMOND IN SHELL	107058	442715	9105	182333
80212 ALMOND,SHELLED (GIRI).	14	39456	38916	379982
80221 HAZEL NUTS,IN SHELL		90		
80222 HAZEL NUTS,SHELLED				189
80231 WALNUTS IN SHELL(AKHROTE)	339	1786		457
80232 WAL NUTS SHELLED(AKHROTE)		191		156
80251 PISTACHIO IN SHELL	6174	73281	5316	106026
80252 PISTACHIO SHELLED		976	2776	13244
80280 ARECA(BETAL NUTS)	545441	4779599	789409	4440879
80290 OTHER EDIBLE NUTS	356	3552	423	2594
80310 PLANTAINS,FRESH OR DRIED		7697		4762
80390 OTHER BANANS FRESH OR DRIED		73249		368
80410 DATES	37890	115585	8846	66591
80420 FIGS	60	832	61	165
80430 PINEAPPLES	330	1229	1162	3408
80440 AVOCADOS	33	39		
80450 GUAVAS,MANGOES,MANGOSTEN F/DRY	30	1272		
80510 ORANGES	24	11898	11	9522
80520 MANDARINS,CLEMENTIN ETC FR/DRY		1177		889
80540 GRAPEFRUIT,INCLUDING POMELOS		810		412

Contd.

10.11 Imports by Economic Categories (Detail)

(In Thousand Rupees)

ITEMS	JANUARY, 2015	FROM JULY, 2014	JANUARY, 2014	FROM JULY, 2013
80550 LEMONS AND LIMES		78		794
80610 GRAPES, FRESH	6736	4572919	1077	1712113
80620 GRAPES, DRIED		12877	1224	16349
80711 WATERMELONS		191669	258	74275
80719 OTHER MELONS		1325	883	7211
80720 PAPAWS;(PAPAYAS/PAPITA)		84		93
80810 APPLE, FRESH	184726	503378	62921	457771
80830 PEARS FRESH	1152	15423	1939	14226
80910 APRICORTS;FRESH(KHUBANI)		631129		287089
80921 SOUR CHERRIES; FRESH		42		
80940 PLUMS AND SLOES		391		73
81010 STRAWBERRIES,FRESH				70
81050 KIWIFRUIT, FRESH	27	786	71	320
81090 OTHER FRESH FRUITS	17040	695080	19988	468255
81110 STRAWBERRIES,FROZEN		1766		315
81120 RASBERRY,BL.BERRY MULBERRY FRZ	143	9492	308	2075
81190 OTHER FRUITS AND NUTS,FROZEN		337		58
81290 OTH FRUIT/NUTS PRESERVED PROVI		223		1168
81310 APRICOTS DRIED	4497	5667	58	1325
81320 PRUNES DRIED	94	957	167	2602
81330 APPLES DRIED		6446	1434	3465
81340 OTHER DRIED FRUITS	19480	242500	49833	257449
81350 MIXTURE OF NUTS,DRIED FRUITS	187	644		59
90111 COFFEE NOT ROAST,NOT DECAFEINE				120
90121 COFFEE,ROAST,NOT DECAFFEINATED	2585	6069	2623	5792
90122 COFFEE ROASTED,DECAFFEINATED		96		90
90190 OTH COFFEE HUSKS/SKIN/COFE SUB	3544	26237	460	16013
90210 GREEN TEA PACK < 3 KG	555	8575	2327	3988
90220 OTHER GREEN TEA(NOT FERMENTED)	90191	656772	130944	412839
90230 BLACK TEA & PARTLY FERMENT TEA	176	3703	1316	4878
90240 OTH BLACK TEA,OTH PARTLY F.TEA	3457518	19405971	2889014	16740943
90300 MATE	46	90		79
90411 PEPPER,NEITHER CRUSH NOR GROND	34675	508023	74260	594973
90412 PEPPER CRUSHED OR GROUND	83	7963		
90421 FRUIT OF GENUS CAPSICUM DRIED	16223	321720		4436
90422 FRUIT OF GENUS CRUCHED/GROUND	7516	55531		3436
90611 CINNAMON NOT CRUSHED OR GROUND	3345	13641	1418	10574
90619 OTHER CINNAMON	23331	295257	28776	209717
90620 CINNAMON & TREE FLOWER,CRUSHED				99
90710 CLOVES NEITHER CRUSHED/GROUND	39459	177270	31156	160762
90720 CLOVES CRUSHED & GROUND			2051	3186
90811 NUTMEG NEITHER CRUSHED/GROUND	12213	66397	4353	43261
90812 NUTMEG CRUSHED & GROUND		151		2074
90821 MACE NEITHER CRUSHED/GROUND	14070	85849	23824	79775
90831 CARDAMOMS NITHER CRUSHED/GRO	113697	476291	78955	344946
90832 CARDAMOMS CRUSHED & GROUND	3361	4385	789	1512
90921 SEEDS-CORIANDER NITHER CRU/GRO	12916	181638	189291	303823
90922 SEEDS-CORIANDER CRUSHED/GROUND		8812	501	11153
90931 SEEDS OF CUMIN (WHITE ZEERA)	49595	279470	38698	231017
90932 SEEDS CUMIN.CRUSH/GRO(W.ZEERA)		1266		24
90961 CARAWAY,ANISE,FENL,JUNI.N-CR/G	8335	68206	14621	39717
90962 CARAWAY,ANISE,FENEL,JUNI.CR/GR				
91011 GINGER NEITHE CRUSHED/GROUND	439817	3002913	545881	2578467
91012 GINGER. CRUSHED OR GROUND	328	3067		2303
91030 TURMERIC (CURCUMA)	5728	35620	1320	18031

Contd.

10.11 Imports by Economic Categories (Detail)

(In Thousand Rupees)

ITEMS	JANUARY, 2015	FROM JULY, 2014	JANUARY, 2014	FROM JULY, 2013
91091 MIXTU OF PROD H-09.04 TO 09.10		13789		525
91099 OTHER SPICES	1627	9081	403	19354
100119 DURUM WHEAT	185546	18913404		11322538
100199 OTHER DURUM WHEAT & MESLIN				28279
100290 OTHER RYE		471		
100390 OTHER BARLEY	9045	36975	10523	72310
100490 OTHER OATS	35744	171077		9421
100510 SEED, MAIZE	791676	5011169	418271	4185299
100590 OTHER MAIZE (CORN)	2491	10469	60	29204
100610 RICE IN HUSK (PADDY OR ROUGH)	116978	328101	623919	636033
100630 SEMI/WHOLLY MILLED RICE/POLIS	451	61285		146864
100640 BROKEN RICE		8019		
100710 SEED GRAIN SORGHUM(JAWAR)	8558	12053		2198
100790 OTHER GRAIN SORGHUM(JAWAR)	72408	88401		1194
100810 BUCK WHEAT		4357		103
100821 MILLET (BAJRA)	2217	9624	3013	23792
100829 OTHER MILLET (BAJRA)	21312	92329	11160	28877
100830 CANARY SEED		2655	3846	8007
100890 OTHER CEREALS	55	1354	865	2949
110100 WHEAT OR MESLIN FLOUR	50641	503544	8593	224132
110220 MAIZE (CORN) FLOUR		355		26
110290 OTHER CEREAL FLOUR	38	1307	34	4698
110311 GROATS AND MEAL OF WHEAT	1980	3010		68
110313 GROATS&MEAL OF MAIZE (CORN)	2091	11138	2165	13650
110319 GROATS AND MEAL OF OTH CEREAL			45	45
110412 ROLLED OR FLAKED, OATS.		427		
110419 ROLLED/FLAKED GRAIN/OTH CEREAL		999		
110422 OTHER WORKED GRAIN OF OATS	2081	22285	11	12169
110423 OTH WORK GRAIN OF MAIZE (CORN)		234		
110429 OTH WORK GRAIN OF OTH CEREALS	22	4590	4603	8259
110510 FLOUR,MEAL&POWDER OF POTATOES	17531	231506	28504	211781
110520 FLAKE,GRANULE/PELLETS POTATOES	111	9699	4194	4323
110610 FLOUR,MEAL,POWDER,DRY LEGU VEG		215		
110620 FLOUR,MEAL POWDER OF SAGO/ROOT		34	14	24
110630 FLOUR,MEAL POWDER PRD CHAPT-8			894	1085
110710 MALT NOT ROASTED		3339		
110720 MALT ROASTED		14868		
121020 HOP CONES,GROUND POWDER PELLET	7743	7743	2490	2490
121120 GINSENG ROOTS		2560	434	2700
121229 OTHER SEAWEDS& OTHER ALGAE		100534		4995
121299 OTHER FRUIT STONE&KERNELS/VEG		468		414
121300 CEREAL STRAW & HUSKS,IN PELLET	28480	508759	43276	203427
121410 LUCERNE (ALFALFA) MEAL&PELLETS	9574	13484	2326	2326
121490 OTH SWEDES,MANGOLDS,FODDER,HEY		182	104	192
130120 GUM ARABIC	2856	16562	18945	63953
160210 HOMOGENISED PREP MEAT/EDB MEAT		120		
160220 LIVER OF ANIMAL,PREPARED/PRESV		115		
160231 OTH PREP/PRESV MEAT OF TURKEY		259		
160232 OTH PREP/PRESV MEAT OF FOWLS	31489	241440	28614	261235
160239 OTH PREP/PRESV,MEAT OTH POLTRY	14466	44120	11463	72160
160250 OTH PREP/PRES MEAT BOVIN ANIML	53	23790	2574	14548
160290 OTH PREP MEA OFL,BLOOD ANIMAL		75		
160300 EXTRACT/JUICE OF MEAT,FISH ETC		493		
160411 SALMON,FISH,WHOLE/PIE NOT MICE		36		7
160412 HERRING,WHOLE/FIECE NOT MINCED		102		

Contd.

10.11 Imports by Economic Categories (Detail)

(In Thousand Rupees)

ITEMS	JANUARY, 2015	FROM JULY, 2014	JANUARY, 2014	FROM JULY, 2013
160413 SARDINE,BRISL/SPRAT W/P N-MINC		27	9	29
160414 TUNAS,SKIPJACK,BONITO,WHOLE/PC	174	1193	17	624
160415 MACKERAL,WHOLE/DIECE NOT MINCE		22		
160419 OTH FISH,WHOLE/PIECE NOT MINCE	2595	23212	2560	17377
160420 OTH FISH PREPARED PRESERVED	967	8522	578	11504
160510 CRAB,PREPARED OR PRESERVED.		8427	32	177
160569 OTH AQUATIC INVERTEBRATES.P/PR	405	405		
170112 BEET SUGAR RAW NOT CONT FLAVOR		306		62
170113 GUR (JAGGERY)N-CON FLAVOUR/COL				74
170191 O.CANE/BEET SUGAR CON.FLAV/COL	402	2075	157	3655
170199 OTH CANE/BEET SUGAR PURE SUC	75817	488006	61325	372953
170211 LACTOSE & LACTOSE SYRUP WT 99%	39450	680062	140277	527651
170219 OTH,LACTOSE AND LACTOSE SYRUP	7730	26369	1874	21888
170220 MAPLE SUGAR AND MAPLE SYRUP				212
170230 GLUS SYP,DRY STAT FRVCT <20%	54930	371343	46235	246625
170240 GLUCOSE/GLUCOSE SYRUP<20% FRUC		682		813
170250 CHEMICALLY PURE FRUCTOSE	210	824		213
170260 OTH FRUCTOS SYP,50% WT OF FRAC		164		
170290 OTH SUGAR INCL INVERT SUGAR	26489	362239	93681	319740
170310 CANE MOLASSES				290
170390 OTH MOLASSES,FROM REFINING SUG		1042		
170410 CHEWING GUM,WH/NOT SUGA COATED	2178	71372	2262	34726
170490 OTH SUGAR CONFECT NOT CON COCA	84904	451003	56565	288704
180100 COCOA BEANS,WHOLE,BROKEN,ROAST				6
180310 COCOA PASTE,NOT DEFAITTED(LICOR	9576	298410	33934	125835
180400 COCOA,BUTTER,FAT AND OIL	152899	730489	84546	298477
180500 COCOA POWDER,NOT CON ADDED SUG	124740	702324	157098	785614
180610 COCOA POWDER,CON ADDED SUGAR	116	1434	76	638
180620 OTH PREPA WT2KG,PAS,BLOCK SLAB	91796	541428	33514	277839
180631 OTH FOOD PREP COCOA BARS FILD	74678	257492	32872	179401
180632 OTH FOOD PREP COC BAR NOT FILD	1625	9966	1414	5284
180690 OTH,FOOD PREP CONT COCOA LIQUD	42020	187767	21399	110087
190110 FOOD PREP FOR INFANT USE	625777	4390076	719959	3257912
190120 MIXES&DOUGHS FOR PREP BAKER	5517	31137	5000	55238
190190 OTH FOOD PREP OF FLOUR,MEAL	225026	1462863	155018	1027138
190211 UNCOOK PASTA,NUT STUF D CON EGG		236	82	551
190219 OTHER,UNCOOKED PASTA.	4352	20374	533	6749
190220 STUFFED PASTA,WHETH/NOT COOKED		112	6	12
190230 OTHER PASTA	1729	12937	2781	11715
190240 COUSCOUS WHETER OR NOT PREPARE		54	43	46
190300 TAPIOCA&SUBSTI PRE FRM STARCH	128	38687	4524	38097
190410 PREP FOOD,SWLL/ROAS OF CEREALS	17485	119369	20546	132280
190420 PREP FOOD UNROAST CEREAL FLAKE		18783	12	10688
190430 BULGUR WHEAT				11
190490 OTH PREP FOOD OBTAIN BY CEREAL	19641	79735	8805	81947
190510 CRISPBREAD AND BUNS		104		503
190520 GINGER BREAD AND THE LIKE.				
190531 SWEET BISCUTS	1967	38033	6644	35726
190532 WAFFELS AND WAFERS	7402	69430	8022	50913
190540 RUSK,TOASTED BREAD & PRODUCTS	587	9745	1701	38458
190590 OTHER BAKERY PRODUCTS	34423	188908	23794	118700
200110 CUCUMBER,GHERKINS PREP/PRESERV	66	313		1720
200190 OTH VEG FRUIT,NUT,PRES VIN/ACE	600	11308	315	11321
200210 TOMATOES,WHOLE/PIECE,PREP/PRSV		1163	562	949
200290 OTH,TOMATO/PRE/PRS OTH VINGER	47096	235078	51471	227065

Contd.

10.11 Imports by Economic Categories (Detail)

(In Thousand Rupees)

ITEMS	JANUARY, 2015	FROM JULY, 2014	JANUARY, 2014	FROM JULY, 2013
200310 MUSHROOM,PREP/PRSV O/TH VINHER	3142	23969	4798	14803
200390 OTH MUSHROOM&TRUFFLE PREPARED	3863	8590	235	2616
200410 POTATO,PREP/PRSV,O/TH VINGERS	39626	268254	48135	304451
200490 OTH VEG MIX/VEG PREP O/TH VING	82	35730	25409	109264
200510 HOMOGENIZED VEGETABLES		439		11
200520 POTATO PREP O/TH VING NOT FROZ	3831	14476	1474	13317
200540 PEAS PREP O/TH VINGER NOT FROZ	1685	3765	98	1968
200551 BEAN SHELD PREP O/TH VING N/FZ		2172	185	404
200559 OTH BEAN PREP O/TH VING NOT FZ	483	10442	1811	10921
200560 ASPARAGUS,PREP O/TH VING N-FZ			9	216
200570 OLIVES PREP O/TH VING NOT FROZ	14265	66862	7247	47351
200580 SWEET CORN,PREP/PRESV NOT FROZ	4315	27598	5218	19042
200591 OTH VEGETABLES& MIXTURE OF VEG	56	218		715
200599 OTH VEGE PREPARED OR PRESERVED	633	13982	1101	9934
200600 VEG,FRUIT,NUTS,PEEL PRE BY SUG	357	1432	149	828
200710 HOMOGENISED PREPARATIONS	91	476	40	839
200791 OTH,CITRUS FRUIT COOKED PREP				129
200799 OTH JAM,FRUIT,JELLY,MARMALADE	5040	24324	2029	36117
200811 GROUND NUTS,PREP/PRESERVED	229	996	365	2638
200819 OTH NUTS/SEED INCL MIXTURES	19232	30955	1630	14698
200820 PINEAPPLES,PREPARED/PRESERVED	23964	212311	34504	167338
200830 CITRUS FRUIT,PREPARE/PRESERVED	1991	25422	6940	34737
200840 PEARS,PREPARED OR PRESERVED	1018	5418	4480	8239
200850 APRICOTS,PREPARED OR PRESERVED	6	6		49
200860 CHERRIES,PREPARED OR PRESERVED	813	8214	27	5972
200870 PEACHES,PRPARED OR PRESERVED	15690	108493	19948	89138
200880 STRAWBERRIES,PREPARE/PRESERVED	1135	5055	1441	4029
200893 CRANBERRIES	66	66		
200897 MIXTURES OF FRUITS,NUTS&PLANTS	31338	205557	33677	170636
200899 OTH FRUITS,NUT/EDIBLE PLANTS	6476	21536	2928	21332
200911 ORANGE JUICE,FROZEN		7192		12288
200919 OTHER ORANG JUICE	50050	377838	58748	321437
200921 GRAPEFRUIT JUICE,BRIX VAL=20		119		40
200929 OTHER GRAPE FRUIT,JUICE		170		496
200931 JUICE OF ANY SINGL CITRUS FRUT				551
200939 OTH JUICE OF ANY CITRUS FRUIT		2670		5290
200949 OTHER PINEAPPLE JUICE	13786	71861		20614
200950 TOMATO JUICE				74
200961 GRAPE JUICE INCL GRAPE MUST		448		
200969 OTHER GRAPE JUICE	65	224982	107769	294801
200971 APPLE JUICE ,BRIX VAL=20		1513		
200979 OTHER APPLE JUICE	35482	201834	30289	181951
200981 CRANBERRY JUICE				66
200989 OTHER JUICE OF FRUIT/VEGETABLE	51	67195	26360	52387
200990 MIXTURES OF JUICES	3242	25605	1297	32611
210111 EXTRACT,ESSENCE/CONC COFEE/PRE	4753	296888	56750	252176
210112 PREP WITH A BASIS OF EXTRA/COF		5071	1352	7819
210120 EXTACT,ESSENCE ETC OF TEA MATE	1837	12947	111	1776
210130 ROASTED CHICORY/OTH COFEE/SUB		415		
210210 ACTIVE YEASTS	57185	318758	65249	257017
210220 INACTIVE YEASTS,OTH SINGL CELL	354	359	1049	6698
210230 PREPARED BAKING POWDERS	5526	19716		5904
210310 SOYA SAUCE	13040	125230	19818	104559
210320 TOMATO KETCHUP/OTH TOMATOSAUCE	10024	36713	5782	33879
210330 MUSTARD FLOUR/MEAL/PREP MUSTAR	755	5960	713	7007

Contd.

10.11 Imports by Economic Categories (Detail)

(In Thousand Rupees)

ITEMS	JANUARY, 2015	FROM JULY, 2014	JANUARY, 2014	FROM JULY, 2013
210390 OTH SAUCES PREP/MIX SEASONING	16886	124549	15613	93806
210410 SOUPS/BROTHS & PREP THEREOF	248	1237		145
210420 HOMOGENISE COMPOSITE FOOD PREP		30		78
210500 ICE CREAM,OTH EDIBLE ICE	12	14574	3837	18119
210610 PROTEIN CONCENTRATE/TEXT PROTIN	1000	14041	992	26886
210690 OTH FLAVOURING POWDER/CONCT	316079	5037562	375174	2800645
220110 MINERAL WATERS/AERATED WATERS	684	8811	941	6811
220190 OTH,NATURAL/ARTIFICIAL WATERS	123	2992	173	1616
220210 WATER,MINERAL/AERATED WATER	38097	305355	86578	233727
220290 OTH WATER/OTH NON ALCOLIC BEVG	8254	59155	6047	51951
220300 BEER MADE FROM MALT		6479	4864	20967
220410 SPARKLING WINE	1324	11454	1270	11875
220421 OTH WINE OF FRESH GRAPES<2LT		163		348
220429 OTH WINE OF FRESH GRAPES>2LT		676		4776
220430 OTH GRAPE MUST INFERMENATION			116	116
220820 SPIRIT OBT BY DISTIL GRAPEWINE		4343	2523	7006
220830 WHISKIES	23	12867	5410	27832
220840 RUM&OTH SPIRITS DISTILL SUGAR	3	49	13	226
220850 GIN AND GENEVA		559	360	2915
220860 VODKA		1794	470	2128
220870 LIQUEURS AND CORDIALS	31	437	525	1666
220890 OTH SPIRIT/SPIRITOUS BEVERAGES	17	650	1416	18413
220900 VINEGAR&SUBSTITUTE,ACTIC ACID	533	8038	123	4277
230110 FLOURS,MEALS,PELLETS,OF MEAT		7		
230120 FLOURS,MEALS,PELLETS,OF FISH	26352	81645		8300
230240 BRAN SHARP RESIDUE OF OTH CERL		854		112
230310 RESID.STARCH MANUF&SIM RESIDUE		1690		97
230330 BREWING/DISTILLING DREGS/WASTE	69946	141940		
230400 OIL-CAKE/OTH S/RESID SOYABEAN	1889038	28671542	3426039	17834549
230620 OIL CAKE/OTH RESIDUE,LINSEEDS		1258		
230630 OIL CAKE/OTH SUNFLOWER SEEDS		6376	24946	45636
230641 OIL CAKE/OTH RESID COLZA SEEDS	2769	165537	164270	539477
230649 OIL CAKE/OTH RESID RAPE SEEDS		65446		188238
230650 OIL CAKE/OTH RESIDUES,COCONUT		721		
230660 OIL CAKE/OTH RESIDUE,PALM NUTS	253733	1038185	67574	284680
230690 OIL CAKE/OTH SOLID RESIDUE,VEG	700	3345		
230800 VEG MATL & VEG WASTE,VEG RESID	1049	1049		
230910 DOG/CAT FOOD,PUTUP RETAILSAL	5687	75534	6532	31405
230990 OTH,PREP USED IN ANIMAL FOOD	493113	3236393	354964	1872060
240110 TOBACCO,NOT STEMMED/STRIPPED	241	561	1537	23611
240210 CIGAR,CHEROOTS CONTAIN TOBACCO	330	746	3	1691
240220 CIGARETTES CONTAINING TOBACCO	13315	126500	26192	207564
240290 CIGAR,CHEROOTS/TOBACCO SUBST	170	633	474	964
240311 WATER PIPE TOBACCO	3	3		
240319 OTHER SMOKING TOBACCO				404
240391 HOMOGENISE/RECONSTITUTE TOBACO		3153	3481	9406
240399 OTH MANUFACTURED TOBACCO/EXTR	643	4549	891	12912
271012 LIGHT OILS AND PREPARATIONS	10604393	123627127	17818019	133151284
271019 KEROSENE,INCL KER.TY. JET FUEL	467709	4898698	660993	4357547
293500 SULPHONAMIDES	148495	1327443	104464	946386
293621 VITAMIN A ITS DERIVATIVE UNMIX	23533	197373	34055	137917
293622 VITAMIN B1/ITS DERIV UNMIXED	11498	115387	15128	89414
293623 VITAMIN B2/ITS DERIV UNMIXED	13215	109217	25244	101762
293624 D-,DL-PANTOTHENIC ACID(VITB3B5	23427	228574	30215	120474
293625 VITAMIN B6/ITS DERIV UNMIXED	20141	176980	26079	156096

Contd.

10.11 Imports by Economic Categories (Detail)

(In Thousand Rupees)

ITEMS	JANUARY, 2015	FROM JULY, 2014	JANUARY, 2014	FROM JULY, 2013
293626 VITAMIN B12/ITS DERIV UNMIXED	36155	218853	28677	184346
293627 VITAMIN C/ITS DERIVATIVE UNMIX	48118	239768	29024	182342
293628 VITAMIN D/ITS DERIVATIVE UNMIX	37235	383300	100875	336508
293629 OTH VITAMIN/ITS DERIV UNMIXED	30433	332362	103968	321055
293690 OTH INTER-MIXTURE PROVITAMINS	8612	82702	20133	108718
293712 INSULINE AND ITS SALTS		114692	39351	86024
293719 OTHER POLYPEPTIDE HARMONES	7213	55261	6392	57348
293721 CORTISONE/HYDRO/PREDNISONE ETC	36172	255414	77194	277994
293722 HALOGENATE DERIV ADERNAL HORMN	42970	505605	59621	489509
293723 OESTROGENS AND PROGESTOGENS	92416	715138	62940	239410
293729 OTH,STEROIDAL HARMONES,DERIVAT	43077	216093	18149	141764
293750 PROSTAGLANDINS,THROMBOXANES&DR	20265	67164	12287	62636
293790 OTH HORMONES/ITS DERIVATIVES	28961	214128	22782	372279
293810 RUTOSIDE(RUTIN)/ITS DERIVATIVE		1422		1535
293890 OTHER, GLYCOSIDES	13444	91797	8754	60497
293911 CONCENTRATES OF POPPY STRAW		105330	527	150059
293919 OTH ALKALOIDS OF OPIUM/DERVATI	7319	103731	34920	72754
293920 ALKALOID CINCHONA/DRV SALT	1394	10235	319	1655
293930 CAFFEINE AND ITS SALTS	22681	241899	31340	162605
293949 OTHER,EPHEDRINE AND ITS SALTS		100958		113198
293959 OTH THEOPHYLLINE/AMINOPHLLINE	8673	137923	25014	130289
293962 ERGOTAMINE (INN) AND ITS SALTS		1231		
293969 OTH ALKALOID OF RYE ERGOT/SALT		144939	622	30372
293991 COCAINE ECGONINE,SALTS,ESTERS				1820
294000 SUGAR O/T SUCROSE/LACTOSE ETC	52539	367102	32720	207600
294110 PENCILLINE/DERV/ACID/SALT ETC	30214	214114	27055	140267
294120 STREPTROMYCIN/DERIV/SALT THROF	10587	63633	6841	61661
294130 TETRACYCLINE/DERIV/SALT THROF	62950	358720	40887	292618
294140 CHLORAMPHENICAL/DERIV/SALT	4633	77585	10500	64796
294150 ERYTHROMYCIN/DERIV/SALT THROF	80559	1089273	163211	933337
294200 OTHER ORGANIC COMPOUNDS.	21073	105507	1828	30621
300190 OTH GLAND ORGAN,EXTRACT,HAPRIN		245	149	409
300210 ANTISERA/OTH BLOOD FRAC MODIFY	4847	57932	5306	81476
300220 VACCINES FOR HUMAN MEDICINE	855558	19705827	2269614	16223738
300230 VACCINE VETERINARY MEDICINE	154883	2003427	206688	1427926
300290 OTH HUMAN/ANIMAL BLOOD,THERAPC	8594	448288	76592	458903
300310 MEDICAMENT PENCILLIN DERV/ACID		31424		8
300320 MEDICAMENT OTH ANTIBIOTICS	19560	94588	9881	71819
300339 OTH,MEDICEMENT HARMONE ANTIBTC	38449	572675	64701	167302
300390 OTH MEDICEMENT NES-NOT-R-SALE	17928	815058	53157	518655
300410 MEDICAMENT,PENCILLIN DERV/ACID	1719	114319	1022	200046
300420 MEDICAMENT OTH ANTIBIOTICS	265222	1638383	254575	1610036
300431 MEDICAMENT INSULIN NOT ANTIBTC	58890	1627409	154040	1035836
300432 MEDICIMENT ADERN CORTC HARMONE	14496	53887	37231	126146
300439 OTH MEDICIMENTHARMONE NOT ANT	89571	1071755	87903	1100099
300440 MEDICAMENT ALKALOID DERV ANTI	12598	209674	75468	151875
300450 OTH MEDICAMENT VITAMIN/OTH PRO	14891	278470	32225	543341
300490 OTH MEDICAMENT THERAPEUTIC USE	1552887	16903198	1982509	14447534
300510 SURGICAL TAP IN JAMBO ROLLS	22722	245428	43932	186259
300590 OTH WADDING,GAUZE,BANDAGE ARTI	5212	100768	26809	206559
300610 STERILE SURGICAL CATGUT, ETC	29992	633866	38490	454777
300620 BLOOD-GROUPING REAGENTS	61	1751		1521
300630 OPACIFY X-RAY EXAM DIAGNOSTIC	948	10110	2013	14763
300640 DENTAL CEMENT/DENTAL FILLING	10302	99341	8177	63093
300650 FIRST AID BOXES AND KITS.		3729	401	1349

Contd.

10.11 Imports by Economic Categories (Detail)

(In Thousand Rupees)

ITEMS	JANUARY, 2015	FROM JULY, 2014	JANUARY, 2014	FROM JULY, 2013
300660 CHEMICAL CONTRACEPTIVE HORMONE	63	510020	172738	321078
300670 GEL PREP HUMAN/VETERINARY USE	1496	26049	2146	5230
300691 APPL IDENTIFIABLE, OSTOMY USE	5168	19261		22162
321519 PRINTING INK EXCL. BLACK	127910	798926	87525	766512
321590 OTH WRITING/DRAWING/OTH INK	30712	158028	16163	128662
330112 ESSENTIAL OIL OF ORANGE	4114	46427	16796	42710
330113 ESSENTIAL OIL OF LEMON	1416	16232	8150	20440
330119 OTH ESSENTIAL OIL/CITRUS FRUIT	958	123682	37928	145405
330124 ESSENTIAL OIL OF PEPPERMINT	1647	8996	1913	11830
330125 ESSENTIAL OIL OF OTHER MINTS	4990	15646	2168	6020
330129 OTH ESSENTIAL OIL O/T CIT FRUIT	5365	42480	4206	63042
330130 RESINOIDS	142	1984	185	747
330190 OTH,CONCENTRATE ESSENT OIL NS	1906	44662	11716	61796
330210 MIXTURE ODORIFEROUS SUBS&MIXT	148304	1311689	228114	1266941
330290 OTH,MIXTURE,ODORIFEROUS SUBST	401764	2426603	383967	2034702
330300 PERFUMES AND TOILET WATERS	23630	355117	84273	395569
330410 LIP MAKE-UP PREPARATIONS	10534	117339	11653	51633
330420 EYE MAKE-UP PREPARATIONS	12058	108804	11254	63573
330430 MANICURE/PEDICURE PREPARATIONS	9568	53001	5366	23518
330491 POWDER WHETHER/NOT COMPRESSED	22391	211585	27128	142678
330499 OTH,BEAUTY/MAKE-UP PREPARATION	119930	904304	104215	584180
330510 SHAMPOOS	217092	2027357	324097	1542469
330520 PREP PERMANENT WAVING/STRAIGHT	9056	45199	4967	27103
330530 HAIR LACQUERS	80	945	913	2891
330590 OTH PREP USE ON HAIR	59188	457977	48897	329319
330610 DENTIFRICES	18526	151725	22321	107906
330620 YARN,CLEAN TEETH(DENTAL FLOSS)	14	704	21	444
330690 OTH,PREP ORAL/DENTAL HYGIENE	216	9628	284	2543
330710 PRE/AFTER SHAVE PREPARATION	21887	130613	4945	73990
330720 PERSONEL DEDORANT&ANTIP RSPRNT	39575	274764	20190	140152
330730 PERFUMED BATH SALT/OTH PREP	786	4529	997	4110
330741 AGARBATTI/OTH ODORIFEROUS PREP	3	1107	245	337
330749 OTH PREP PERFUMING ROOM/RELIGS	21303	142306	14707	71965
330790 OTH,DEPILATORY/PERFUM ETCPREP	6857	24171	4000	22097
340111 SOAP&ORGANIC SURFAC-ACTIV PROD	124992	1223064	97737	549598
340119 OTH,SOAP ORG-SURFAC-ACT PROD	23110	115551	24975	145193
340120 SOAP IN OTHER FORMS	21184	427826	62217	306861
340130 ORGANIC SURFACE ACTIVE PRODUCT	13814	161935	40317	178309
340211 ORGANIC SURFACE-ACTIVE AGENT	202441	1954967	231084	1922427
340212 ORGANIC SURFACE ACTIVE CATIONIC	10329	80908	7654	232867
340213 ORG SURFACE ACTIVE NON-IONIC	319303	1988631	251317	1706389
340219 OTH ORG SURFACE ACTIVE AGENT	17679	221632	23844	161521
340220 ORG SURF PREP PUTUP FOR R-SALE	23919	244935	19348	96563
340490 OTH, ART/PREP WAXES	69663	679846	119395	596129
340510 PO/CREAM FOR FOOTWEAR/LEATHER	22302	115761	7605	46979
340520 POL/CREAM/PREP, WOOD FURNITURE	4105	26138	305	12209
340530 POL/CREAM/PREP,COACHWORK/METAL	1588	10969	5296	10681
340540 SCOURING/PASTE/POWDER/OTH PREP	525	1023	14	1610
340590 OTH POL/CREAM/PREP,F-WEAR/LETH	14181	80384	13698	118503
350190 OTH CASEINATE DERIV CASEN GLUE		27205	3550	26082
350211 EGG ALBUMIN DRIED		10446		13824
360300 SAFETY FUSES DETONATING FUSES	368	67400	41425	155579
360610 LIQUID/LIQUEFIE GAS FUEL	1602	2621	509	4278
391740 FITING FOR TUBE ETC OF PLASTIC	34184	211383	27873	179911
391810 FLOOR COVERING OF POLYMERS V-C	37851	179636	13875	103037

Contd.

10.11 Imports by Economic Categories (Detail)

(In Thousand Rupees)

ITEMS	JANUARY, 2015	FROM JULY, 2014	JANUARY, 2014	FROM JULY, 2013
392190 OTH PLATE,SHEET ETC OF PLASTIC	152808	952873	125049	816829
392210 BATH,SHOWER WASH BASIN OF PLAS	4693	26551	2893	18418
392220 LAVATORY SEAT/COVER OF PLASTIC	1314	9664	522	10566
392290 OTH FLASH/SIM SANITARY PLASTIC	4908	37266	3500	17800
392310 BOXES,CASES,CRATES PLASTIC	65043	452082	75502	364031
392321 SACK&BAG OF POLYMER OF ETHYL	107756	546874	113721	367468
392329 SACKS & BAG OF OTHER PLASTICS	20682	282393	65499	543955
392330 CARBOYS,BOTTLES,FLASKS ETC	38818	361259	34188	213853
392340 SPOOLS,COPEES,BOBINS ETC PLASTC	29442	150336	48579	227881
392350 STOPPERS,LIDS,CAPS ETC OF PLAS	71665	712711	69072	567454
392390 OTH ARTICLES FOR CONVEYANCE NS	20938	136704	47234	296338
392410 TABLEWARE KITCHENWARE OF PLAST	11623	116458	49501	100211
392490 OTH,HOUSEHOLD/TOILET ARTICLES	19243	144272	20453	103155
392510 RESERVOIRS,TANKS,VATS>300 LTRS		885		55858
392520 DOOR,WINDOWS FRAME&H-HOLD PLAS	2315	32482	1925	5572
392530 SHUTTERS,BLINDS&PARTS OF PLAST		6634	271	4789
392590 OTH,BUILDER-WARE OF PLASTIC,NS	61216	392189	41447	201486
392610 OFFICE/SCHOOL SUPPLY PLASTIC	6687	56741	7936	26895
392620 ARTICLE OF APPAR CLOTHING PLAS	3080	79538	21707	148889
392630 FITTING FOR FURNITUR/COACH PLA	184	4734	2235	4643
392640 ORANMENTAL ARTICLES OF PLASTIC	29021	242556	30986	125209
400942 TUBE,PIPERUB WITH OTH.METL.FIT	2809	31662	5092	49775
401011 CONVEYOR BELTS WITH METALS	163	6254	33	10093
401012 CONVEYOR BELTS WITH TEX-METACS	47632	305022	33648	271982
401019 OTH CONVEYON BELT OR BELTING	23929	209969	52857	206005
401031 TRANSMISSION BELTS 60-180 CM	22638	157267	15366	143850
401032 TRANSMISION OTH BELT 60-180 CM	32635	184198	16585	98610
401033 TRANSMISION BELT 180-240 CM	526	9880	281	3683
401034 TRANSMISION BELT OTH 180-240CM	174	2323	3231	7255
401035 TRANSMISION SYN.BELT 60-150CM	2192	10792	271	6803
401036 TRANSMISION SYN.BELT 150-198CM	4015	5081	34	5009
401390 OTHER INNER TUBES,OF RUBBER	14842	66777	12139	58217
401410 SHEATH CONTRACEPTIVES	10862	855421	135466	968977
401490 OTH HYG/PHARMACEUTICAL ARTL	4929	24018	4771	10859
401511 GLOVES,RUBBER,SURGICAL	40692	226992	37304	191247
401519 OTHER GLOVES,RUBBER	14267	106739	20348	78634
401590 OTH ARTI APPRL/CLOTH ALL PURPS	3048	47524	21208	77456
401610 ARTICLES OF UNHARD CEL VUL RUB	12539	90244	18303	76241
401691 FLOOR COVERING & MATS, RUBBER	3285	25100	2838	16575
401692 ERASERS, RUBBER	35566	201222	41485	224906
401693 GASKETS,WASHERS,SEALS,OF RUBB	86565	806791	144157	978380
401694 BOAT/DOCK FENDERS,OF RUBBERS		39082	64670	153394
401695 OTH INFLATABLE ARTICLE OF RUBB	11	15521	1902	10176
401699 OTH ARTICAL UNHARD VUL RUBBER	117801	1095647	207873	1206297
420100 SADDLERY&HARNESS FOR ANIMALS	37	486		186
420211 TRUNKS,SUITCASE,VANITY-CASES	1360	19148	3108	18629
420212 TRUNK,SUITCA,SATC ETC PLAS/TEX	54813	498090	62237	369347
420219 OTH TRUNK,SUITCASE,VANITY-CASE	2105	11143	2169	21093
420221 HANDBAG,COMP/PATENT LEATHER	46867	352526	32143	194800
420222 HANDBAGS,PLASTIC/TAXT MATERIAL	11227	74337	16508	81503
420229 OTH HANDBAGS,WITHOUT HANDLES	33153	177406	36665	144213
420231 ARTI.CARIED.IN POCKET. LEA/COM	4718	18447	2032	9062
420232 ARTIC CARRIED IN POCK TAXT MATE	744	7451	217	2868
420239 OTH,ARTI CARRIED IN HAND/POCKET	5585	33570	3516	18980
420291 OTH CONTAINER O/S OF LEA/COMPS	551	2143	482	9304

Contd.

10.11 Imports by Economic Categories (Detail)

(In Thousand Rupees)

ITEMS	JANUARY, 2015	FROM JULY, 2014	JANUARY, 2014	FROM JULY, 2013
420292 OTH CONTAINER O/S PLAS/TEXTILE	1504	9257	822	7284
420299 OTH CASES VULCANISED FIB/PBOA	2045	26237	729	10446
420310 ARTICLES OF APPAREL		30258	4977	28542
420321 GLOVES,MITTENS & MITTS SPORTS		1851	33	1060
420329 OTH LEATHER GLOVES	486	9456	5066	53749
420330 BELTS AND BANDOLIERS	26140	141329	28170	193987
420500 OTH ART LEA/COMP LEA TECHNICAL	764	8000	3281	23199
430310 ARTI APPAR CLOTH ACCE FURSKIN	15	338	2623	3199
430390 OTHER, ARTICLES OF FURSKINS	43	2536	105	120
430400 ARTICLE OF FUR&ARTICLE THEREOF	3111	13746	3000	21833
440131 WOOD PELLETS	1	4394		
440139 SAW DUST & WOOD WASTE & SCRAP	110	6532	103	5093
440210 WOOD CHARCOAL OF BAMBOO NOT AG	543	3604	191	582
441300 DENSIFIED WOOD,BLOCK,PLATE,ETC	77	20407	403	12889
441600 CASK,BARREL,VAT,TUB&OTH PRODCT		1		34848
441890 OTH BUILDERS JOINERY/CARP WOOD	27378	213335	26929	126307
441900 TABLEWARE&KITCHENWARE OF WOOD	3446	23307	3134	14595
442010 STATUETTES/OTH ORNAMENT WOOD	82	716		1372
442090 OTH WOOD MARQUETRY&INLAID WOOD	6276	48858	167	17963
442110 CLOTHES HANGERS OF WOOD	754	7625	454	7685
450490 OTH, ARTICLES AGLOMERATED CORK	16	1133		2
460121 MATS,MATTING&SCREEN OF BAMBOO	616	3332	1010	5055
460122 MATS,MATTING&SCREEN OF RATTAN				4
460129 OTH MATS,MATTING&SCREN VEG MAT		1		154
460192 OTH MATTING&SCREEN OF BAMBOO	123	123		444
460199 OTH PLATING MATERIAL N.E.S	1192	3843	156	1223
460211 BASKETWORK&OTH ARTICL OF BAMBO	68	2876	44	1907
460212 BASKETWORK&OTH ARTIC OF RATTAN				4
460219 BASKETWORK&OTH ART OF VEG MATE	684	2197	52	949
481200 FILTER BLOCK,SLAB OF PAPERPULP	94	1991	1656	2446
481310 CIGRETTE PAPER IN BOOKLET/TUBE		143	307	1990
481490 OTHER WALLPAPER & COVERINGS.	256	1972	211	1693
481690 OTHER COYING PAPER, C/T SIZE.	163	4265	1633	5364
481710 ENVELOPES	1469	7996	254	6695
481720 LETTER CARDS, PLAIN POSTCARDS	2	462	1	173
481730 BOXES,POUCHES,PAPER STATIONERY	678	5925	1115	5532
481810 TOILET PAPER	4351	39498	4293	73512
481820 HANDKERCHIEFS, TISSUES&TOWELS	8414	60053	8053	41816
481830 TABLE CLOTHS & SERVIETTES	914	8536	381	2643
481850 ARTICLES OF APPAREL&CLOTHING	289	1307	274	1126
481890 OTH ARTI LINEN,P&P GARMET/ASSE	5623	23211	15390	49609
481910 CARTON,BOXE&CASES CORRU PAPE	53770	411899	224415	791869
481920 FOLD/CARTO/BOXE&CASE, NON-CURRU	11332	81827	13977	116885
481930 SACKS&BAGS WITH BASE 40CM/MORE	4123	17396	144	7131
481940 OTH SACKS&BAGS,INCLUDING CONES	13879	39660	6823	57355
481950 OTH PACKING CONTAINERS/RE-SLEE	245	18496	13863	52708
481960 BOX FILES,LETTER TRAYS,BOX,OFF	2235	28462	2266	22855
482010 REGISTERS,LETTER PADS,DIARIES	8121	54300	5246	24996
482020 EXERCISE BOOKS	699	3835	2688	15303
482030 BINDERS,FOLDERS&FILE COVERS	1947	18089	288	5527
482040 MANIFOLD BUSINESS FORMS/CARBON	1132	1551	9	1151
482050 ALBUMS FOR SAMPLES/COLLECTIONS	626	2905	824	4534
482090 OTH BOOK COVER,BLOTING PAD,NES	1677	13035	1308	13177
482110 P&P.BOARD LABLES PRINTED ALL=K	15713	228924	52732	313042
482190 OTH,P&P/BOARD LABLES NOT PRINT	53806	676227	132032	920931

Contd.

10.11 Imports by Economic Categories (Detail)

(In Thousand Rupees)

ITEMS	JANUARY, 2015	FROM JULY, 2014	JANUARY, 2014	FROM JULY, 2013
482210 BOBBINS, SPOOLS, CAPS , PULP.		9650	1708	13628
482290 OTHER,BOBINS,SPOOL,CAPS ETC.PA	4186	45607	8088	46664
482320 FILTER PAPER AND PAPERBOARD	7056	100722	9649	82726
482340 ROLLS,SHEETS AND DIALS,PRINTED	1770	5075	694	3164
482361 TRAY,DISHES,PLATES,CUP,P&BORD				60
482369 OTH TRAY,DISH,PLATE,CUP,P&BORD	11284	71504	4284	45012
482370 MOULDED/PRESSED ARTICL P-PULP	3479	10961	1746	12791
482390 OTH,ARTICLES OF PAPER PULP,CEL	29101	167327	14855	116757
490110 PRINTED BOOKS IN SINGLE SHEETS	6603	22273	1269	15639
490191 DICTIONARIES AND ENCYCLOPAEDIA	149	19850	8620	64603
490199 OTHER,PRINTED BOOKS/BROCHURES	358258	1768177	395811	1296784
490210 NEWSPAPERS,JOURNAL 4-TIME/WEEK		2499	496	508
490290 OTHER NEWSPAPER,JOURNALS PERIO	5100	37045	6765	52521
490300 CHILDREN DRAWING/COLOUR BOOKS	7130	58872	19273	270091
490400 MUSIC, PRINTED IN MANUSCRIPT.		1		
490510 GLOBES	12	761	40	104
490591 OTH PRNTD MATER BOOK FORM/ATLS		153		1
490599 OTH MAPS AND HYDROGRAPHIC/W-PA		1265		956
490600 PLANS/DRAWINGS FOR ARCHITECTS	20291	213808	21999	450496
490700 BANKNOTE,CHEQUE,STAMP,BOND ETC	1027468	8168830	3190556	34358896
490810 TRANSFERS ,VITRIFIABLE.	1017	4686	376	4973
490890 OTH,TRANSFERS(DECALCOMANIAS)	2866	38462	8445	58271
490900 PRINTED/ILLUSTRATED POSTCARDS	2640	29029	4628	32306
491000 CALENDAR OF ANY KIND PRINTED.	2888	18798	2481	18704
491110 TRADE ADVERTISING MATERIAL.	22564	121322	11793	91802
491191 PICTURES,DESIGNS&PHOTOGRAPHS	585	6877	630	4228
500600 SILK YARN/ YARN SPUN WASTE NRS			1637	1879
500710 FABRICS OF NOIL SILK		2042	181	1767
500720 OTH FAB CON>80% WT OF SILK	270372	766417	73098	475282
511111 WOVEN FABRICS CARDED WOOL,85%	2460	127315		44596
511119 OTH WOVEN FABRICS CARDED WOOL	1350	13824		20927
511120 OTH MIXED MAN-MADE FILAMENTS		48	97	199
511130 OTH MIXED MAINLY/SOLELY M-MADE		222		
511190 OTH WOVEN FAB CARDED WOL/HAIR	2335	47342	3461	12057
511211 WOVEN FAB.COMBED WOOL 85%/HAIR	43	87883	39	5785
511219 OTH WOVEN FAB COMBED WOOL 85%>	280	60612	584	6157
511220 OTH WOVEN FAB.COM.WOLL MIX.MMF		329		4295
511230 OTH WOV.FAB.COM.WOOL MIX.M/MSF		74344		9069
511290 OTH WOV.FAB.CARDE WOOL/FA-HAIR	2204	11311		1454
520790 OTHER,COTTON YARN PUT UP SALE		5794		5586
520811 WOV FAB COT WT<100G/SQM UNBLEA	69	215		
520812 WOV FAB COT WT>100G/SQM UNBLEA		18286		62
520819 OTHER WOVEN COTTON FAB UN-BLH	12	10886	104457	218972
520821 WOV FAB COT WT<100G/SQM BLEACH		3542		4631
520823 WOV FAB COT 3/4 THRD TWIL BLEC		345		
520829 OTH WOVEN FAB OF COTTON BLEACH		1932		3639
520831 WOV FAB COT WT 100G/SQM DYED	756	5601		14137
520832 WOV FAB COT WT>100G/SQM DYED	296	59880		
520839 OTH COTON WOV FAB<2000/SQM DYE	5404	16141		109174
520841 WOV FAB COT WT 100G/SQM COLOUR		5409	939	1942
520842 COTON WOV FAB WT>100G/SQM COLO	7598	139150	11510	32595
520843 COTTON WOV FAB 3/4 THREAD TWIL		894		
520849 OTH WOV FAB WT 200G/SQM	4335	17434	3839	10968
520851 COTON WOV FAB 100G/SQM PRINTED	95229	375132	144714	801325
520852 COTON WOV FAB>100G/SQM PRINTED	128	21474		2136

Contd.

10.11 Imports by Economic Categories (Detail)

(In Thousand Rupees)

ITEMS	JANUARY, 2015	FROM JULY, 2014	JANUARY, 2014	FROM JULY, 2013
520859 OTH COT WOV FAB 200G/SQM PRINT	3487	22965	4067	28024
520911 WOV FAB COT WT>200G/SQM UNBLAC	30	30		
520919 OTH COT WOV FAB>200G/SQM UNBLE		1190		1391
520921 COTTON WOV FAB BLEACH>200G/SQM	10828	66252		8094
520929 OTH COT WOV FAB BLE W>200G/SQM		959		1755
520931 COTTON WOV FAB DYED>200G/SQM		3360	183	9196
520932 COTTON WOV FAB DYED 3-4 THREAD		585	222	40084
520939 OTH COT WOV FAB DYED>200G/SQM	9185	69867	293	3731
520941 COT WOV FAB>200G/SQM 85% COT	248	3646		
520942 COTTON WOV FAB DENIM>200G/SQM	10148	275038	2056	207747
520943 WOV FAB 3-4-THREAD TWILL>200G		81		25959
520949 OTH WOV FAB CONT 85% COT/YARN		1711	38	294
520951 COTTON WOV FAB PRINTED>200GSQM		176		5
520952 WOV FAB 3-4-THREAD TWILL PRINT		63		12547
520959 OTH WOV FAB PRINTED>200G/SQM	343	37093	4580	35732
521011 COT W-FAB MIX MMF W200G/SQMUNB		79		14782
521019 OTH W-FAB COT MIX MF200GSQM UB		745		1108
521021 W-FAB COT MIX-MMF WT 200G/SQM				15331
521029 OTH W-FAB COT 85%,MMF 200G-BL		43	316	316
521031 COT WOV FAB MX-MMF200G/SQM DYE		7397		719
521032 W-FAB3/4THR MX-MMW 200G/MW DYE	4752	7119		10350
521039 OTH W-FAD COTMX MF W200G/SQMDY		4736	51737	184477
521041 W-FAB COT MX-MMF 200G/SQM		1500		2467
521049 OTH W-FAB COT MX-MMF W200G/SQM		329	2035	9194
521051 W-FAB COT MIX,MF W200G/SQM PRI		3036		7564
521059 OTH W-FAB COT,MMF W 200G PRINT	2296	50659	275704	3537014
521111 COT W-FAB,MX MF W>200G/SQM UNB				50510
521119 OTH W-FABCOT,MF W>200G/SQM UNB	2658	76360	768692	3792573
521120 W-FAB COT WT<85% MIX MMF-BLEA		3536		165
521131 WW-FAB COT,MMF W>200G/SQM DYED				16412
521132 WOV FAB 3-4THREAD MIX>200GDYED		10508	734	14192
521139 OTH W-FAB COT,MMF W>200G DYED		10259	77	1493
521142 W-FAB COT DENM,MX MFW>200G/SQM	3638	122505	13178	125658
521149 OTH W-FB COT CLO YRN MMF>200G		3304		6080
521152 WOV FAB 3-4THRD MMF-W>200GPRNT				2179
521159 OTH W-FAB COT,MF,W>200G/SQM PR	31	2651		78665
521211 OTH COT W-FAB UN-BL W 200G/SQM		83		4019
521213 OTH COT W-FAB DYED W 200G/SQM	922	5051	56	4119
521215 OTH W-FAB COT PRNTD W 200G/SQM				1823
521222 OTH COT WOV FAB BLEAC>200G/SQM		6095		
521223 OTH COT WOV FAB DYED>200G/SQM	80	4690		7487
530911 UN-BLE/BLE FAB CON>85%WT FLX	1206	2192		
530919 OTH WOV FAB OF FLAX 85%OR MORE	131	2661	31885	32583
530929 OTH WOV FAB OF FLAX<85% BY WT	618	2987		3036
531090 WOV FAB OF JUTE OR OTH TEX FIB				1743
540600 M-MADE FILAMENT YARN RETAIL-SL	82	85		
540710 WOV FAB HI-TENACI YRN NYLON PO	6625	119293	20804	158832
540720 WOV FAB OBTAIN FROM STRIP,LIKE	36891	167205	40790	161801
540730 FAB PARALLEL SYNTH FILAMENT			2733	26876
540741 FAB 85% OR MORE NYLON FILMENT	251	10947	2969	52438
540742 OTH FAB 85% OR MORE DYED	112746	675206	276858	1054923
540743 OTH W.FAB NYL FLAMT WT>85% DYE		28320	11223	11313
540744 OTH W.FAB FILA DIF COL NYL>85%	6645	29583	2681	9735
540751 OTH W.FAB TEXTURED POLY U-BLEA	118695	817292	90461	432369
540752 OTH W.FAB TEXTUR POLY DYED 85%	644151	3541212	598946	2183860

Contd.

10.11 Imports by Economic Categories (Detail)

(In Thousand Rupees)

ITEMS	JANUARY, 2015	FROM JULY, 2014	JANUARY, 2014	FROM JULY, 2013
540753 OTH W.FAB DIF COL TEXTUR POLYS		11142		898
540754 OTH FAB TEXT POLY FIL PRINTED	8563	122597	655	114642
540761 OTH FAB, NON-TEXT POLY FILAMENT	145437	626426	69368	199616
540769 OTH FAB POLY FIL TEXTILE MAT	34345	123911	14283	127741
540771 OTH WOV FAB SYNTH FIL BL/UN-BL		7757		10340
540772 OTH FAB SYN SYNTH FIL DYED 85%	7418	9693		7627
540773 OTH W.FAB DIF COL SYN FILA PRI		5539		
540774 OTH WOV FAB SYNTH FIL PRINTED		2205		
540781 OTH W.FAB SYN MIX COT BL/UN-BE		1585		
540782 OTH WOV FAB MIXED COTTON DYED	81	42696		7421
540783 OTH FAB SYN TEXMAT COLOR DYED	242	242		5462
540784 OTH FAB SYN TEX SQM MATERUAK	14237	70961	7367	22317
540791 OTH WOV FAB SYN F/L BL/UN-BL		113		
540792 OTH WOV FAB SYN F/L NS DYED	462	11205		4729
540793 OTH WOV FAB SYN F/L NES COLOUR		21296		7302
540794 OTH WOV FAB SYN FIL NES PRINT	9747	80383	428	21866
540810 W.FAB HIGH TENCITY YRN VIS, RAY		37633		200
540821 OTH WOV FAB ART. FIL BL/UN-BL	384	10271	894	894
540822 OTH WOV FAB ART. FIL DYED		2946	177	177
540823 OTH WOV FAB DIFFERENT COLOUR		1698	1827	3380
540824 OTH WOV FAB ART. FIL PRINTED				508
540832 OTH WOV FAB ART. FIL YARN DYED		632		
540833 OTH WOV FAB ART. FIL YARN COLOR				656
551130 YARN ART STAPLE FIB FOR R/SALE				137
551211 WOV FAB OF SYN STAPLE FIBRE		26509		8854
551219 OTH WOV FAB OF SYN STAPLE FIB	17479	113469	14082	65805
551229 O/W-FEB ACR STA FIB>85%WT ACRY	88	4141	114	2181
551291 WOV FAB SYN STAP FIB BL/UN-BL		441		
551299 FAB WOV SYN FIB>85%BY WT SYNTH		1529		880
551311 W.FAB SYN STA FIB MX COT 170G	6835	33276	4400	34650
551312 W.FAB SYN STA FIB MX COT314THR				121
551321 W-FAB SYN STA FIB MX COT DYED		15441		30438
551323 POLYS, COT, STAP FIB<170G DYED		156	3170	5463
551329 OTH FAB SYN STAP FINRE DYED		2585	15854	63844
551331 WOV FAB SYN STAP FIB COLOUR YR		19462		16604
551339 OTH WOV FAB STAP FIB<170G/SQM		517	1074	1258
551341 WOV FAB POLY STAP FIB PRINTED		1062		69
551349 O/W-FAB SYN STAP FIB MIX COTON	130	595		2356
551421 W-F POLY STAP FIB<85% DYED	1630	1630		14703
551422 W-F POLY STAP FIB 3/4THRD DYED	6147	6654	17995	28819
551423 OTH FAB POLY FIB MIX COT DYED		886	56	5639
551429 OTH FAB<85% MIX COT SYN FIB	1450	1520		2029
551430 WOV FAB SYN YARN DIFF COLO DYE		1475		767
551441 W-F SYN FIB<85% MIX COT PRINT		2564		2201
551442 W-F POL FIB MIX COT 3-4T PRINT			135584	594214
551443 O/W-FAB POL FIB MIX COT PRINT		733		474
551449 O/W-FAB SYN MIX COT>170G PRINT	536	13147	268	9993
551511 O/W.FAB POLYS FIB MX VISCO RAY	1480	47884	1541	77592
551512 O/W.FAB POLY FIB MIX M-MAD FIB		231		54
551513 O/W FAB POLY FIB MIX WOL/F-HAI		161774	10282	56859
551519 O/W FAB POLY STAP FIB MIX O/FI	291	5614	188	6737
551521 O/W FAB ARCYL FIB MIXED O/FIB		1370		22617
551522 O/W FAB ARCYL FIB MIX WOOL		4359		941
551529 O/W FAB ARCYLIC FIB MIX OT/FIB	281	91873	636	56637
551599 O/W FAB SYN MIX OTH FIBRE N.S		10	157	307

Contd.

10.11 Imports by Economic Categories (Detail)

(In Thousand Rupees)

ITEMS	JANUARY, 2015	FROM JULY, 2014	JANUARY, 2014	FROM JULY, 2013
551611 W-FAB ARTI FIB 85%>BL/UN-BLEA	2035	46687	240	452
551612 W-FAB ARTI >85% BY WEIGH,DEYED	374673	2883747	2466	25553
551614 W-FAB ARTI FIB>85% WT PRINTED	181562	2156824		34283
551621 W-FAB ART FIB<85%WT MM.FILAM		12906		62
551622 W-FAB ART FIB<85% WT MM-F DYED		307	21	21
551623 W-FAB ART FIB<85%WT D-COL,MM-F		14435		
551624 W-FAB ART FIB<85%WT MM-F PRINT		4439		5936
551632 W-FAB ART FIB<85%WT,WOL/HAI DY		2275		
551634 W-FAB ART FIB<85% WT,WOL/HA PR	74	409		
551641 W-FAB ART FIB<85%WT COT UNBL/B				2890
551642 W-FAB ART FIB<85%WT MX COT DYE				52
551644 W-FAB ART FIB<85% WT MIC PRINT	31	31		
551692 W-FAB ART FIB<85%WT MIX O/F DY		8572		1120
551693 W-FAB ART FIB<85%WT D-COL,O/FI		4280		
560130 TEXTILE FLOCK,DUST & MILL NEPS	13672	55708	1085	26924
560210 NEEDLELOOM FELT STICH-BOND FIB	18121	85134	12163	44122
560221 FELTS OF WOOL/HAIR,NOT COATED		839		346
560229 FELTS OTH TEXT MATE, NOT COATD		274		120
560500 METALLISED YARN,TEXTILE YARN	301311	1258959	133433	685049
560900 ARTICLES OF YARN,STRIP ROPE	17238	23791	663	3302
570110 CARPT/OTH TEX FLOR COVER KNOTD	21006	146675	29233	115854
570190 CARPETS,KNOT OF OTH TEX MATERL	93	2153	24	462
570210 KECEM,SCHUMACKS,KARAMAE.ETC.	903	6547	757	4506
570231 CARPETS F/COV.PILE CONS,M/MADE				2252
570232 CARPET F/COV.P/LONS NOT TEXMAT	27	793		682
570239 CARPETS ECT.AOT.MADE O/TEX MAT		230	1261	1269
570241 CARPET ETC.P/CONS.WOOL WOV.M/M	73	39644	3546	3737
570242 CARPETS OTH.P/CONS.M/M/TEXT.	11363	150774	39122	92346
570249 CARPETS ETC.MADE OTH.TEX MATEL		1161		
570299 OTH CARPETS ETC.MADE O/TEX/MAT		392		93
570310 CARPET ETC WOOL/FINE ANIM HAIR		54		29
570320 CARPETS/TUFTED OF NYLON/POLYA	16749	90063	13594	115708
570330 CARPETS ETC.TUFT MAN/M TEX MAT	42840	238191	42282	202514
570390 CARPET/TUFT CARS/VEH O-TEX MAT	662	2177	172	3136
570410 TILES, < 0.3 SQM AREA.		6399		4818
570490 OTH CARPETS ETC.FELT N/TUFTED	70906	332833	35944	322447
570500 OTH CARPETS&OTH FLOOR COVERING	451	6990		4972
580110 WOV.PILE FAB.CHENILLE FAB.WOOL				65
580122 CUT CORDUROY, OF COTTON		5080	944	27615
580123 OTH WEFT PILE FAB.OF COTTON.				137
580126 CHENILLE FABRICS, OF COTTON	275	8034	59	14086
580127 WARP PILE FABRICS OF COTTON				1994
580131 UNCUT WEFT PILE FAB.M-MADE FIB				
580132 CUT CORDUROY, MAN-MADE FIBRES.		265		
580133 OTH WEFT PILE FAB.M/MADE FIBRE		54		
580136 CHENILLE FAB. MAN-MADE FIBRES.		10177	173	37515
580137 WARP PILE FABRICS OF COTTON		2039	99	7096
580190 OTH PILE&CHENILLE FAB.TEX.MAT	23389	206366	13767	61471
580211 TERRY TOWEL&S/WOVEN TEYFAB.UBL		4		27
580219 OTH TERRY TOWEL/FABRICS,OF COT		3003	36	504
580220 TERRY TOWEL/FABRICS, TEX.MAT	20	860	7641	9276
580230 OTH TUFTED TEXTILE FABRIC			64	170
580410 TULLES AND OTHER NET FABRICS	4552	11389	273	3687
580421 LACE MACHINE MADE,M-MADE FIBRE	37	39191		5528
580429 OTH,LACE MACHINE MADE,OTH MAT.	23447	132277	3641	41445

Contd.

10.11 Imports by Economic Categories (Detail)

(In Thousand Rupees)

ITEMS	JANUARY, 2015	FROM JULY, 2014	JANUARY, 2014	FROM JULY, 2013
580430 LACE HAND MADE	234	10367	3829	8076
580610 WOV.PILE FAB.& CHENILLE FABRIC		1573	2688	5313
580620 OTH WOV. FAB. ELASTOMERIC YARN	28239	193049	35619	249806
580631 OTH NARROW WOV FAB, OF COTTON.		1530		3859
580632 OTH NARROW WOV FAB,M/MADE FIB.	26510	305633	33706	244135
580639 OTH,NARROW WOV.FAB,TEX.MAT	73	114987	26239	167952
580640 OTH FABRICS,WARP W/OUT WEFTASM				18555
580710 LABEL,BADGES ETC.TEXTMAT,N/EMB	103337	628677	112395	662839
580790 OTH,LABELS,BADGES&ART.TEX/MAT	38904	599580	149523	972409
580810 BRAIDS IN THE PIECE		7		2054
580890 OTH,ORNAMENTAL TRIM,TASSEL ETC	3006	33779	5431	32784
580900 WOV FAB.OF METAL TAREAD/YARN.	104	217	31	31
581010 EMBROIDERY W/OUT VISIBLE GROND		65		68
581091 OTHER EMBROIDERY,OF COTTON		922	52	2136
581092 OTH EMBROIDERY,M-MADE FIBRES		1188	161	161
590190 OTH TRACING CLOTH,BUCKRAM ETC.	23939	266997	26762	147049
590210 TYRE CORD FAB HIT.YARN NYLPLMD	143541	840903	143709	863670
590220 TYRE CORD FAB H/T YARN POLYSTR	22586	163781	22831	161338
590390 OTH,TEX FAB IMP,LAM, PLASTIC.	55414	467608	59321	338850
590410 LINOLEUM		1287		
590800 TEX WICKS,WOVEN,LAMP,LIGHTERS	601	933	107	2665
590900 TEX HOUSE PIPING/TEX TUBING.	6260	54393	3579	31125
591190 OTH, TEX PRODUCTS/ ARTICLES,	41384	170742	6889	146138
600110 LONG PILE, FABRICS		20338	816	34209
600121 LOOPED PILE FABRICS,COTTON		334	189	858
600122 LOOPED PILE FAB,MAN-MADE FIBRE	1270	28380	1736	12185
600129 LOOPED PILE FAB,OTH TEX MAT.	6442	28970	20014	138649
600191 OTH PILE FAB,KNIT/CROCH,OF COT		8135		506
600192 OTH PILE FAB,KNIT/CROCH,M-MADE	329441	3257792	375495	1736364
600199 OTH PILE FAB,KNIT/CROCH,O/TXTM	7587	58191	100	17021
600240 KNIT CROCH FAB<30CM,ELASTOME5%		1134	1480	5908
600290 OTH,KNIT/CROC FAB<30CM,ELAST5%		13289	1562	6291
600310 KNIT/CRO FAB WOL/HAIR WD!>30CM		12		117
600330 KNIT/CRO SYN-FIBRE WD !>30CM		3382		
600340 KNIT/CRO ART-FIBRE WD !>30CM				86
600390 OTH KNIT/CRO FAB WD !>30CM		680		595
600410 KNIT/CRO FAB WD>30CM ELASTYR5%	8116	56618	21190	66881
600490 OTH KNIT/CRO FAB WD>30CM ELAST	735	17971	444	12047
600522 WRAP KNIT FAB OF COTTON DYED	961	2130		5853
600523 WRAP KNIT FAB OF DIFFCLUR YRN				731
600531 WRAP KNIT FAB SYN.FIB UNBL/BLE		9194	48683	62887
600532 WRAP KNIT FAB SYN.FIBRE DYED	95877	462692	60945	178025
600533 WRAP KNIT FAB SYN.FIB DIF COLO		5375	652	7719
600534 WRAP KNIT FAB SYN.FIB PRINTED	317	24745		
600542 WRAP KNIT FAB ART FIB DYED		3021	6590	6590
600590 WRAP KNIT FAB O/TH H-6001-6004	1990	42765	1847	9175
600610 OTH KNIT/CRO FAB OF WOOL/HAIR		94		
600621 OTH KNIT/CRO FAB COT UNBLE/BLE				1138
600622 OTH KNIT/CRO FAB COTTON DYED	60	60		85
600623 OTH KNIT/CRO FAB COTON COLOR	102	10683		
600624 OTH KNIT/CRO FAB COTON PRINTED		502	17	17
600631 OTH KNIT/CRO FAB SYN.FIB UNB/B		1758		
600632 OTH KNIT/CRO FAB SYN.FIB DYED	135194	695059	234151	582816
600633 OTH KNIT/CRO FAB SYN.FIB COLOR		7519		5034
600634 OTH KNIT/CRO FAB SYN.FIB PRINT		16029	2517	49801

Contd.

10.11 Imports by Economic Categories (Detail)

(In Thousand Rupees)

ITEMS	JANUARY, 2015	FROM JULY, 2014	JANUARY, 2014	FROM JULY, 2013
600642 OTH KNIT/CRO FAB ART FIB DYED		97		5356
600644 OTH KNIT/CRO FAB ART FIB PRINT		39		2792
600690 OTH KNITTED CROACHED FABRICS	30107	158337	81484	121275
610120 MEN/BOYS OVERCOAT/SIM ARTICLE		3771	195	255
610130 MEN/BOYS WIND JACKET/SIM ART.		166	19	1279
610190 OVERCOAT ETC.MEN OTH TEX KNIT.	2071	30158	1124	16606
610210 APPAREL/CLOTH/ACCESSORIES,WOOL		642		44
610220 APPAREL/CLOTH ACCES,OF COTTON,		57		130
610230 APPAREL/CLOTH ACCES,M-MADE FIB		94		
610290 APPAREL/CLOTH OF TEX MATEL,		2730	418	2983
610310 SUITS MEN'S/ BOYS KNITTED/CROC	651	11927	1644	16965
610322 MEN/BOYS,ENSEMBLE,COTTON,KN/CR		295		1265
610329 MEN/BOYS,ENSEMBLE OTH TEX MAT,	206	5389		576
610331 JACKET/BLAZER MEN/BOY,WOOL F/H		99		
610332 JACKET/BLAZER MEN/BOY COT/KNIY	99	2381	9	577
610333 JACKET/BLAZER MEN/BOYS SYN FIB	202	390	29	4232
610339 JACKET/BLAZER MEN/BOYS OTH TEX	1014	15347	74	8090
610342 TROUSERS,ETC.MEN/BOYS COT/KNIT	20	1598	36	1867
610343 TROUSERS, ETC.MEN/BOYS SYN FIB		629		4
610349 TROUSERS,ETC.MEN/BOYS TEX MAT	285	4686	297	3142
610413 WOMEN/GIRLS,SUITS SYN FIBLE.		8		
610419 WOMEN/GIRLS,SUITS OTH TEX MAT	115	608	548	4224
610422 WOMEN/GIRLS,ENSUMBLE,COTT/KNIT		101		180
610423 ENSEMBLES W/GRIL SYN KNIT/CROC		25940		259
610429 WOMEN/GIRLS ENSEMBLE,TEX MAT		926		46
610432 JACKET/BLAZER W/GIRL COT KN/CR		1244	489	1419
610433 JACKE/BLAZER W/GIRL SYN KN/CR		142	12	41
610439 JACKE/BLAZ W/GIRL OTH TEX K/CR	126	9021	15	1833
610442 DRESSES W/GIRL COTTON KNIT/CRO		719		2719
610443 DRESSES W/GIRL SYN FIB KNIT/CR		38		
610444 DRESSES W/GIRL ARTFIB KNIT/CR				143
610449 DRES W/GIRL OTH TEX MAT KNT/CR		13	143	742
610451 SKIRTS/D-S W/GIRL WOOL/HAIR KN				38
610452 SKIRTS/D-S W/GIRL COT KNIT/CRO		186		124
610453 SKIRTS/D-S W/GIRL SYN KNIT/CRO			16	120
610459 SKIRTS/D-S W/GIRL OTH TEX K/CR		449	21	113
610462 TROUSERS ETC OF COTTON KNI/CRO		608		2436
610463 TROUSES ETC OF SYN FIB KNITED		2124		175
610469 TROUSERS ETC OF OTH TEX MAT KN	283	4185	752	3097
610510 MEN/BOYS SHIRTS COTTON KNI/CRO	251	18189	3032	30518
610520 MEN/BOYS SHIRTS M-MAD FIB K/CR	352	7698	491	4933
610590 MEN/BOYS SHIRTS O/TEXTILE K/CR	6760	113123	12097	82825
610610 W/GIRL SHIR/BLOUSES COT KN/CR	326	13962	1387	17315
610620 W/GIRL SHIR/BLO M/MADE FIB K/C		2447	185	7920
610690 W/GIRL SHIR/BLOU OTH TEXMATK/C	392	4738	1147	9565
610711 UNDERPANTS ETC M/BOY COT KN/CR	53	9136	2950	7866
610712 UNDERPANT ETC M/BOYS M/MAD FIB		399		24
610719 UNDERPANT ETC M/BOYS OTH T/MAT	298	892	292	2468
610721 NIGHTSHIRTS&PYJAMAS OF COTTON	410	1855	323	6850
610722 NIGHTSHIRTS&PYJAMAS M/MADE FIB		146		697
610729 NIGHTSHIRT/PYJAMAS OTH TEX MAT		1547		801
610791 BATHROBES ETC OF COTTON M/BOYS		98		158
610799 BATHROBE ETC OF OTH TEX KN/CRO		324	46	356
610811 WO/GIRL SLIP,PELTICOAT KNIT/CR		745	305	313
610819 SLIP PETTICOAT OTH TEX MATERIA		25		1546

Contd.

10.11 Imports by Economic Categories (Detail)

(In Thousand Rupees)

ITEMS	JANUARY, 2015	FROM JULY, 2014	JANUARY, 2014	FROM JULY, 2013
610821 W/GIRL BRIE/PANTIES COT KN/CR		5427	445	1794
610822 W/GIRL BRIEF/PANTIES M/MAD FIB	30	2548	39	1328
610829 W/GIRL BRIEF/PANTIES OTH T/MAT		774	122	280
610831 W/GIRL N-DRESS/PAJAMA COT KN/CR		2107	651	786
610832 W/GIRL N-DRESS/PAYJAMS M/M FIB		53	43	43
610839 W/GIRL N-DRESS/PAJAMAS TEX MAT	80	4433	88	1149
610891 BATHROBE W/GRL COTTON KNIT/CRO		2273		195
610892 BATHROBE W/GRL MAN-MADE KN/CRO	124	2009		2
610899 BATHROBE W/GRL OTH TEX KNI/CRO		1619	38	87
610910 T-SHIRT,SINGLETS,VEST COT K/CR	15630	245303	12838	107085
610990 T/SHIRT,OTH TXT KN/CR	16745	163038	19784	163825
611011 JERSEY,PULOVER,CARDIGAN,WOLLEN	3087	23514	215	10779
611012 JERSEY,ETC. WOOL, KASHMIR GOAT		3		
611019 OTH JERSEY PULOVER ETC.WOOLEN	162	1877		6163
611020 JERSEY, PULOVER ETC.OF COT K/C	2205	37427	574	35884
611030 JERSEY, PULOVER M/MADE FIB K/C	1977	116755	4850	187657
611090 JERSEY,ETC. OTH TEXT. MATERIAL	12464	211364	13061	187611
611120 BABY GARMENT OF COTTON KNIT/CR	1949	50109	5606	39394
611130 BABY GARMENT OF SYN FIB KNI/CR	2485	14570	2567	32214
611190 BABY GARMENT OF OTH TEX KNI/CR	70902	289610	44233	288904
611211 TRACK SUITS COTTON KNIT/CROCH		96		18
611212 TRACK SUITS SYB FIB KNIT/CROCH		514	303	381
611219 TRACK SUITS OTH TEX MAT KNI/CR	465	1010		1338
611231 MEN/BOYS SWIMWEAR SYN FIB K/CR			338	338
611239 MEN/BOYS SWIMWEAR OTH TEX K/CR		1985		
611241 WOM/GIRL SWIMWEAR SYN FIB K/CR		537		69
611249 WOM/GIRL SWIMWEAR OTH TEX K/CR	18	53		51
611300 GARMENT MADE UP KNIT/CROCH FAB		423	43	944
611420 OTH GARMENT COTTON KNIT/CROCH	155	1251	300	3003
611430 OTH GARMENT MAN-MADE FIB KN/CR		290		709
611490 OTH GARMENT,OTH TEX MAT KN/CRO	9294	36935	5227	28768
611510 GRADUATE COMPRESS HOSIERY	1041	159200	4014	67162
611521 OTHER PANTY HOSE AND TIGHTS	227	1288	99	1115
611522 O-PANTY HOSE&TIGHTS S-FIB>67DX				24
611529 O-PANTY HOSE OTH-TEXTILE MATE	198	19174	1646	13447
611530 OTH-W-MEN FULL/KNEE LENG HOSIE	3280	23819	1217	21214
611594 OTH HOSIERY WOOL/FINE ANI HAIR				1875
611595 OTH HOSIERY OF COTTON	77	4926	1117	23596
611596 OTH HOSIERY OF SYNTHETIC FIBRE	197	505	183	347
611599 OTH HOSIERY OF OTH TEX MATERIL	372	5001		6586
611610 GLOV,MITTEN,ETC PCAS/RUBER K/C	392	4463	9489	42371
611691 GLOVE,MITTN,MIT KN/CR WOL/HAIR		11		98
611692 GLOVE,MITTENS ETC KN/CROC COTT	12	855		511
611693 GLOVE,MITTENS ETC KNIT SYN FIB	7	1813	26484	213972
611699 GLOVE,MITTENS ETC KNIT TEX MAT		8309	6152	30558
611710 SHAWL,SCARVE,MUFFLER,VEILS ETC	7708	45588	4682	35821
611780 OTH MADE UP CLOTHING ACCESRIES	328	4912	3649	4200
611790 PARTS OF GARMENT OR CLOTH ACSS	606	2824	2888	10102
620111 MEN/BOYS OVERCOAT WOOL NOTKNIT		493		559
620112 MEN/BOYS OVERCOAT COT NOT KN/C		526		597
620113 OVERCOAT MAN-MADE FIB NOT KNIT		99		552
620119 OVERCOAT SIM ART OTH TEX MATER	6551	60332	1016	9158
620191 OTH OUTER GARMENT WOOL MEN/BOY		1150		
620192 OTH OUTER GARMENT COT MEN/BOYS		3859	1351	4803
620193 OTH OUTER GAR M/MADE FIB M/BOY		12562	1171	31816

Contd.

10.11 Imports by Economic Categories (Detail)

(In Thousand Rupees)

ITEMS	JANUARY, 2015	FROM JULY, 2014	JANUARY, 2014	FROM JULY, 2013
620199 OTH OUTER GAR OTH TEX MAT M/BY	947	7488	1014	5973
620212 OVERCOAT ETC W/GRL COT N/KNIT	1141	2178		539
620213 OVERCOAT ETC W/GRL M/MAD N/KNIT		7704	550	1191
620219 OVERCOAT ETC W/GRL O/TEX N/KNIT	245	16096		2589
620292 SKI/JACKET W/GRL COT NOT KNIT		953		556
620293 SKI/JACKET W/GRL M/MADE N/KNIT		1103	17	796
620299 SKI/JACKET W/GRL TEX MAT N/KNIT	500	5696	603	3439
620311 SUIT MEN/BOYS OF WOOD NOT KNIT	4238	7584		2213
620312 SUIT MEN/BOYS SYN FIB NOT KNIT		652		26
620319 SUIT MEN/BOYS TEX MAT NOT KNIT	8023	71933	995	88583
620322 ENSEMBLE MEN/BOY COT NOT KNIT		2218	499	8187
620323 ENSEMBLE MEN/BOY SYN FIB N/KNIT		937		424
620329 ENSEMBLE MEN/BOY OTH TEX N/KNIT	709	11155	697	13404
620331 JACKET ETC MEN/BOY WOOL N/KNIT	609	2428		
620332 JACKET ETC MEN/BOY COT N/KNIT	176	3189		3541
620333 JACKET ETC MEN/BOY SYN FIB N/K	8	5810	371	7321
620339 JACKET ETC MEN/BOY OTH TEX N/K	1699	253748	792	132214
620341 TROUSER,BIB,BRES ETC WOL M/BOY		10730	4352	17813
620342 OTH TROU BIB M/BOY COTT N/KNIT	6737	42182	6577	76999
620343 OTH TROU BIB M/BOY SYN N/KNIT	1933	8401	554	5674
620349 OTH TROU BIB M/BOY TEXT N/KNIT	23503	198625	32493	229983
620411 SUIT WOMEN/GRL OF WOOL N/KNIT		8		4
620412 SUIT WOMEN/GRL OF COT N/KNIT		945		540
620413 SUIT WOMEN/GRL OF SYN N/K		14		
620419 SUIT WOMEN/GRL OF TEX MAT N/K	563	4866	1110	1209
620422 ENSEMBLE WOMEN OF COT N/KNIT		44		
620429 ENSEMBLE WOMEN OF TEX FIB N/K		385		124
620431 JACKET W/GRL OF WOOL NOT/KNIT				13
620432 JACKET W/GRL OF COT N/KNIT		1422	39	562
620433 JACKET W/GRL OF SYN FIB N/KNIT	187	14893	121	33712
620439 JACKET W/GRL OF TEX MAT N/KNIT	196	5201	60	9651
620442 DRESSES W/GRL COTTON NOT KNIT	1170	19872	1173	6973
620443 DRESSES W/GRL SYN FIB NOT KNIT	69	150	2341	5238
620444 DRESSES W/GRL ART FIB NOT KNIT	14633	14633		633
620449 DRESSES W/GRL TEX FIB NOT KNIT	29	82411	126	2902
620452 SKIRTS W/GRL COTTON NOT KNIT	52	1194	146	1635
620453 SKIRTS W/GRL SYN FIB NOT KNIT		6255		131
620459 SKIRTS W/GRL TEX FIB NOT/KN/CR	64	266		400
620461 TROUSER W/GRL WOOL NOT KNIT/CR				604
620462 TROUSER W/GRL COTTON NOT KNIT	11221	28333	1350	16500
620463 TROUSER W/GRL SYN FIB NOT KNIT		25		128
620469 TROUSER W/GRL TEX MAT NOT KNIT	1072	19194	1461	15138
620520 SHIRTS MEN/BOYS OF COT N/KNIT	6298	48826	4673	30690
620530 SHIRTS MEN/BOYS OF M/MAD N/KNIT	1921	3527	217	5047
620590 SHIRTS MEN/BOYS OF TEX MAT N/K	5274	21021	627	20400
620610 BLOUSES W/GRL SILK NOT KNITTED				56
620620 BLOUSES W/GRL WOOL NOT KNITTED				68
620630 BLOUSES W/GRL COT NOT KNITTED	291	8877	1235	7865
620640 BLOUSES W/GRL M/MADE NOT KNIT		7108	119	1841
620690 BLOUSES W/GRL TEX MAT NOT KNIT	708	9857	1241	5138
620711 UNEDERPANT ETC MEN/BOY COTTON	311	1993	73	4782
620719 UNDERPANTS ETC MEN TEX MAT NK		2433	451	3516
620721 NIGHTSHIRT/PYJAMA MEN COT N/K		251		50
620729 NIGHTSHIRT/PYJAMA MEN T/MAT NK	1092	6417	1180	13553
620791 BATHROB ETC MEN COTTON N/KNIT		12		

Contd.

10.11 Imports by Economic Categories (Detail)

(In Thousand Rupees)

ITEMS	JANUARY, 2015	FROM JULY, 2014	JANUARY, 2014	FROM JULY, 2013
620799 BATHROB ETC MEN TEX MAT N/KNIT	150	3278	816	1649
620811 SLIPS/PETTICOAT W/GRL COT N/NK				19
620819 SLIPS/PETTICOAT W/GRL T/MAT NK	292	543		697
620821 NIGHTDRESS/PYJAMA WOMEN COT NK		2917		
620822 NIGHTDRESS/PYJAMA WOMEN M/M NK	78	839	405	625
620829 NIGHTDRESS/PYJAMA WOMEN T/M NK	3933	11355	746	6737
620891 BATHROB ETC W/GRL COTTON N/NK	82	514	239	517
620892 BATHROB ETC W/GRL M/MAD FIB NK		1911		78
620899 BATHROB ETC W/GRL TEX MAT N/NK	381	5951	566	2380
620920 BABIES GARMENT ETC COT N/KNIT	14	7422	1581	4722
620930 BABIE GAR&CLOTH SYN FIB N/KNIT		467		634
620990 BABIE GAR&CLOTH TEX MAT N/KNIT	89217	285355	67984	241057
621010 GAR MADE UP FAB H-56.02/56.03	624	5624	630	3657
621020 OTH GAR MEN/BOY H-6201-11,19		163	539	2495
621040 OTH MEN/BOYS MADE UP FAB	44	1165		1510
621050 OTH MEN WOMEN/GIRL FAB N/KNIT	122	968	46	2601
621111 SWIMWEAR MEN/BOYS NOT KNITTED	154	951	97	635
621112 SWIMWEAR WOM/GIRL NOT KNITTED				496
621120 SKI SUITS NOT KNIT/CROCHETED		24		47
621132 OTH GAR MEN/BOYS OF COTTON		289		151
621133 OTH GAR MEN/BOYS OF M/MADE FIB	986	1726	1555	2007
621139 OTH GAR MEN/BOYS OF TEX MATERI	84	3816	408	7282
621142 OTH GAR WOM/GIRL OF COTTON	41	1772		168
621143 OTH GAR WOM/GIRL OF M/MADE FIB		1218	710	2155
621149 OTH GAR WOM/GIRL OF TEX MATERI	116	4970	203	827
621210 BRASSIERES	56203	308550	25309	117262
621220 GIRDLES AND PANTY-GIRDLES	3120	7445	770	5970
621290 BRACES,SUSPENDERS,GARTER&PARTS	895	22930	556	18582
621320 HANDKERCHIEFS OF COTTON	1031	15550	1291	4918
621390 HANDKERCHIEFS OF OTH TEX MAT	3128	31597	1581	10361
621410 SHAWLS,SCARVES ETC & LIKE SILK	951	1469	42	42
621420 SHAWLS,SCARVES ETC & LIKE WOOL	3119	14771	398	1642
621430 SHAWL,SCARVE ETC&LIKE SYN FIB	469	13932	105	5275
621440 SHAWL,SCARVE ETC&LIKE ART MAT		11240	3	8960
621490 SHAWLS OF OTH TEX MATERIALS	13390	107812	6262	33432
621510 TIES,BOW TIES&CRAVATS OF SILK		2292	960	5064
621520 TIES,BOW TIES&CRAVATS M/M FIB		1684	291	2104
621590 TIES,BOW TIES&CRAVATS TEX MAT	425	6340	958	6222
621600 GLOVES, MITTENS AND MITTS.	2133	17668	3851	28217
621710 MADE UP CLOTHING ACCESSORIES	7619	63462	24375	84754
630110 ELECTRIC BLANKETS	10	271	226	2616
630120 BLANKET/TRAVEL RUGS OF WOOL/H	235	5693	276	2549
630130 BLANKET/TRAVEL RUGS OF COTTON		284		1227
630140 BLANKET/TRAVEL RUGS OF SYN FIB	429530	2080862	320469	1736173
630190 BLANKET/TRAVEL RUGS OF TEX MAT	3897	91630	13772	81042
630210 BED LINEN,KNITTED/CROCHETED	11701	59928	13024	56137
630221 OTH BED LINEN,PRINTED,N/KNIT	36	3008	324	5267
630222 OTH BED LINEN,PRINTED M/MADE	690	1009	136	432
630229 OTH BED LINEN,PRINTED MILL-MAD	198	1563	77	167
630231 OTH BED LINEN COTTON N/KNIT/CR	106	954		3129
630232 OTH BED LINEN OF MAN-MADE FIB		531	67	122
630239 BED LINEN OTH TEX MAT NOT KNIT	12397	19557	27911	56021
630240 TABLE LINEN KNITTED/CROCHETED	119	305		240
630251 TABLE LINEN OF COTTON KNITTED	88	491	649	1608
630259 TABLE LINEN OF OTH TEX MATERIA	28	58		116

Contd.

10.11 Imports by Economic Categories (Detail)

(In Thousand Rupees)

ITEMS	JANUARY, 2015	FROM JULY, 2014	JANUARY, 2014	FROM JULY, 2013
630260 TOILET & KITCHEN LINEN COTTON	3329	5634	1095	4469
630291 OTH TOILET/KITCHEN LINEN COTTN		701	47	100
630293 TOILET/KITCHEN LINEN M/MAD FIB		79	29	320
630299 TOILET/KITCHEN LINEN TEX MAT	402	3931	333	807
630312 CURTAINS/BLINDS/VALANCE SYNFB	277109	565183	70	7668
630319 CURTAINS/BLINDS/VALANCE TEXMAT	243	852	528	1324
630391 OTH CURTAN,BLIND,VALANC OF COT		44		170
630392 OTH CURTAINS/VALANCE OF SYNFB		23331	4042	21441
630399 OTH CURTAINS/VALANCE OF TEXMAT	1262	3387	2115	3260
630411 BED-SPREADS KNITTED/CROCHETED	3137	3297	1304	1629
630419 BED-SPREADS, OTHERS	407	988	170	3220
630491 OTH FURNISHING ARTICLES KNITED	4403	8633	1133	1814
630492 OTH FURNISHING ARTICLE COT KNT				23
630493 OTH FURNISHING ARTICLE SYN FIB	154	395		1514
630499 OTH FURNISHING ARTICLES TEXMAT		232		12753
630510 SACK/BAGS OF JUTE OTH TEX FIB	12637	53407	868	2978
630520 SACKS AND BAGS OF COTTON		142		
630532 SACK/BAGS MAN-MADE TEX MATERIL	652	52745	42700	242728
630533 SACK/BAGS OF POLYETHYLENE/PROP	4014	85411	6727	97946
630539 OTH SACK/BAGS MAN-MADE TEX MAT	45869	191038	18135	122666
630590 SACKS/BAGS OTH TEX MATERIAL	6353	22100	2373	17647
630612 TARPULINS,AWNINGS ETC SYN FIB	3594	113311	10339	121217
630619 TARPULINS,AWNINGS OF TEX MAT		3257	1349	3399
630622 TENTS OF SYNTHETIC FIBRES	9833	43693	5007	26972
630629 TENTS OF OTH TEX MATERIAL	394	7786	817	29714
630630 SAILS OF OTH TEXTILE MATERIAL		56		56
630690 OTH CAMPING GOODS OTH TEX NAT	124	2153		832
630710 FLOOR/DISH/CLEANING CLOTH ETC	2669	18177	3171	12042
630720 LIFE-JACKETS AND LIFE-BELTS	715	14330	1872	6686
630790 OTH MADE UP ARTICLE DRESS PTN	16806	156672	19216	135195
631090 USED&NEW RAGS,SCRAP ETC TEXMAT	3199	39282	6599	19864
640110 FOOTWEAR INCORPORATPROTE M-TOE		1233	108	2589
640192 OTH FOOTWEAR COVERING ANKLE		35		
640199 OTH FOOTWEAR NES UPPER NOT FXD	1211	4770	4	2008
640212 SPORTS FOOTWEAR,SKI-BOOT ETC		172		144
640219 OTH SPORTS F-WEAR SOLES RUB/PL	13455	19747	7368	14358
640220 F-WEAR WITH UPPER STRAP ASSEMB	4289	12075	2051	2067
640291 F/WEAR COV ANKLE SOLE/UPPERS	1747	2303		
640299 OTH F/WEAR SOLE/UPPER RUB/PLAS	27852	70717	18622	115360
640312 SPORTS FOOTWEAR SKI/SNOWBOARD		1389		
640319 OTHER; SPORTS FOOTWEAR	33901	418771	47842	451587
640320 FOOTWEAR OUTER SOLE OF LEATHER	1005	91079	4249	72890
640340 OTH FOOTWEAR WITH METLTOE CAP	6495	26974	2242	16542
640351 OTH FOOTWEAR SOLE COV ANKLE		1810		493
640359 OTH FOOTWEAR OUTERSOLE LEATHE	3376	8629	2316	3663
640391 OTH F-WEAR OUTERSOLE COMP LEA	9851	63953	3844	7699
640399 OTH F-WEAR O/S RUB, PLAS, LEA	50544	790740	74258	762409
640411 SPORTS FOOTWAR SHOES RUB/PLAS	39246	349422	24617	309668
640419 OTH FOOTWEAR OUTER SOLE RUB/PL	127251	1756145	119497	1025297
640420 FOOTWEAR OUTERSOLE COMP LEATHR	242	2160	136	17241
640510 FOOTWEAR UPPER/COMP LEATHER	215060	1701607	308514	1471470
640520 FOOTWEARS UPPER TEX MATERIAL	5694	66974	9691	42100
650200 HAT-SHAPE,PLAITE LINED N/TRIM		27	111	111
650400 HATS&OTH HEADGEAR PLAITED		2159	32	4329
650500 OTH HATS AND HEADGEAR KNITTED	2304	12364	287	5523

Contd.

10.11 Imports by Economic Categories (Detail)

(In Thousand Rupees)

ITEMS	JANUARY, 2015	FROM JULY, 2014	JANUARY, 2014	FROM JULY, 2013
650610 SAFETY HEADGEAR	28480	167280	27569	164861
650691 OTH HEADGEAR RUBBER/PLASTICS		1046	21	630
650699 OTH HEADGEAR OF OTH MATIRIALS	798	4529	108	8565
650700 HEADBAND LINING COVERHAT FOUN	950	6771	550	4451
660110 GARDEN OR SIMILAR UMBRELLAS	6373	26594	5750	19164
660191 OTH UMB WITH TELESCOPIC SHAFT		118	2	52
660199 OTH UMBRELA/SUN UMBRELLAS	8112	55493	6748	35452
660200 WALKING STICKS SEAT STICKS	60	1155	59	851
660320 UMBRELLA FRAMES INCL F/MOUNTED		710	1239	1239
660390 OTH PATS/FITTING UMBRELLAS	203	347	38	185
670100 SKINS AND OTH PARTS OF BIRDS	7	7		
670210 ARTICLE MADE ARTIFICIAL FLOWER	3491	18667	1922	9272
670290 ARTIFICIAL FLOWER,FOLIAG O/MAT	31635	138701	10671	56892
670300 HUMAN HAIR DRESSED THINNED BLE	3	11		149
670411 COMPLETE WIG OF SYN.TEXT MAT.	5	30	25	94
670419 OTH BEARD, EYE BROW SYN.TEX MA	14	2622	273	679
670420 WIGS,BEARDS OF HUMAN HAIR		158		19
691090 OTH CERAMIC SINKS WASHBASIN PE	366	18540	1106	2997
691110 TABLEWARE & KITCHENWARE	192937	1064903	128516	659339
691190 OTH HOUSEHOLD ARTICLES OF PORN	24807	182337	22828	108724
691200 CERAMIC TABLEWEAR KITCHENWEAR	1350	59095	8400	13783
691310 STATUT ORNAMENT PORCELAIN CHI	65	1174		236
700992 FRAMED GLASS MIRRORS	10001	61041	7175	45774
701010 AMPOULES	19789	173571	41890	159825
701020 STOPPERS,LIDS AND OTH CLOSURES	496	22055	2594	16388
701190 OTHER, GLASS ENVELOPES	462	932	128	877
701310 INDOOR D?COR OF GLASS CERAMICS	3572	57429	6918	33569
701322 STEMWARE DRIN GLA LEAD CRYSTAL	2	4		4
701328 OTH STEMWARE DRINKING GLASS	3755	23000	1823	3854
701333 O-DRINKING GLASS LEAD CRYSTAL	31	362		
701337 OTH DRINKING GLASS O/T GL-CEMI	7487	46952	3173	13567
701341 G-WARE TABLE,KICH LEAD CRYSTAL		145		
701342 G-WARE LINEAR C-EXPENSION-5x10		1048	90	90
701349 O-GL-WARE L-C-EX=5x10 T,0-300C	58665	377214	56922	207401
701391 OTH GLASS-WARE OF LEAD CRYSTAL		4183		666
701590 OTH CLOCK/WATCH/NON-CORRETVE	94	1151	133	913
701690 OTH PAVING BLOCKS/SLABS/BRICKS	2216	7929	4480	6822
701710 LAB HYG/PHAR GL-WARE W/N GRADU	5024	29905	3887	27420
701720 LAB HYG/PHAR GLASSWARE L/C=10K	1756	4502	140	2232
701790 OTH LAB GLASSWARE ETC N.S.	3555	52406	4829	50934
701810 GLASS BEADS, S/PERAL/PRE-STON	65674	497447	42141	190342
701820 GLASS MICROSPHERRES=1MM DIA	6127	37809	2308	45670
701939 OTH WEBS,MATTRESSES,BOARD ETC	72416	401401	51106	352429
701940 WOVEN FABRICS OF ROVINGS	2649	5597	614	15162
701951 OTH WOVEN FABRICS WIDTH=30 CM	781	4283	470	6883
701952 OTH WOV FAB WID<30CM WT<250G/M		3271		146
701990 OTH ARTICLES OF GLASS FIBRES.	16518	164918	21846	122528
711299 OTH WASTE/SCRAP PRECIOUS METAL		19		
711311 ARTICLE OF JEWELLERY OF SILVER	8	305		104
711319 ART OF JEWEL OF OTH PRE METAL	4098	33800	77	60572
711320 ART(JEWELRY)BASE MTL-CLD P-MTL		402	14	421
711411 ART OF SILVER WARES W/N PLATED		316		166654
711419 ART OF PRE METALS W/N PLAT		353		92
711420 OTH WARES/PARTS OF BASE METALS			56	56
711510 CATALYST INFORM WIRE/GRIL PLAT		82725		62671

Contd.

10.11 Imports by Economic Categories (Detail)

(In Thousand Rupees)

ITEMS	JANUARY, 2015	FROM JULY, 2014	JANUARY, 2014	FROM JULY, 2013
711590 OTH ART PREMET/MET CLAD P/MTL	3878	36066	122	5425
711610 ART NATURAL/CULTURED PEARLS				24
711620 ART PRECIOUS/SEMI-PRE STONES		385	311	337
711711 CUFF-LINKS/STUDS-BASE METAL	418	6379	415	4711
711719 OTH IMITATION JEWELLERY B/METL	33451	351627	17376	70763
711790 OTH IMITATION JEWEL B/METL,N.S	35527	243254	45732	312344
731829 OTH COACH SCREW,BOLTS,NUT I/S	15806	99038	19718	134590
731940 SAFETY PINS & OTHER PINS	4574	24283	926	8451
732090 OTHER,SPRING OF IRON AND STEEL	28113	229756	19810	164659
732111 COOKING APPLI&PLATE WARMER GAS	27952	139721	20775	74049
732112 COOK APPLI/PLAT WARMER LIQ FUL		529		119
732119 O-COKING APPLI INCL SOLID FUEL	7605	31774	1702	11823
732181 OTH APPLI FOR GAS & OTH FUELS	65	9414	510	7475
732182 OTH APPLI FOR LIQUID FUEL	3157	9024	1136	3497
732189 OTH APPL INCL APPLI SOLID FUEL	583	1453		913
732290 OTH AIR HEATER&HOT AIR DUSTRBU	606	158432	43	290002
732310 IRON/STEEL WOOL,POT SCROEL ETC	25565	157898	18166	94494
732391 OTH BUCKETS OF CAST IRON ENAMA	993	1563	114	190
732392 OTH H-HOLD ART CASTIRON ENAMA	355	1079	879	1212
732393 OTH DOMESTIC UTEMSILS STA-STEL	14875	40918	1033	8278
732394 OTH DOMESTIC UTENSIL IRON/STEL	23274	107539	12165	67336
732399 OTH H-HOLD ARTCL, PART THEREOF	50373	355136	56328	230436
732410 SINK&WASH BASIN STAINLESS STEL	5945	29702	2085	13737
732421 BATH TUBS CASTIRON W/N ENAMEL	1626	3538	15	361
732429 OTH BATH,SINK,W-BASIN ENA IRON	11601	63449	5370	28818
741539 OTH THREAD ARTICLES OF COPPER	3463	50140	5092	39469
741810 TABLE,KITCH/OTH HOUSEHOLD ARTI		3618		46
741820 OTH SANITARY WARE,PARTS COPPER	1765	2898		459
741910 CHAIN,PARTS THEREOF OF COPPER				897
741991 CAST,MOULDED,STAM,FORGED,COPPE	166	1041		1310
750720 TUBE OR PIPE FITTING NICKEL	47	3691	17	11614
750810 CLOTH,GRIL NETING OF NICK WIRE		1138		
761490 OTH STRAN WIR,ROP,CABL,PL ALUM	2381	52557	201279	210265
761510 TABLE,KITCH,POT POLISHPAD ALUM	5964	39869	2819	36326
761520 SANITARY WARE&PATS OFALUMINIU	70	862		388
761610 NAILS,BOLT,NUT,SCREW ETC ALUMI	235	6372	205	4219
761691 CLOTH,GRIL,FENCING OF ALUM WIR	276	9293	367	1030
780420 LEAD, POWDERS AND FLAKES	123	247	274	274
800300 TIN BAR, ROD, PROFILE AND WIRE	23	135		182
810194 OTH UN-WROUGHT TUNGSTEN,BAR RD		173		226
810295 OTH MOLYBEDNUM BAR,ROD,SINTER		1584		1224
820900 PLATE STICK,TIPS TOOL CERMET	6732	42796	5305	44656
821000 HAND-OPERATE MECHANICAL APPL	1420	11784	969	8825
821110 SETS OF ASSORTED ARTICLES	77	838	461	866
821191 TABLE KNIVES HAVING FIX BLADE.	1393	11896	1778	6830
821192 OTH KNIVES HAVE FIXED BLADES.	1662	18477	2470	12695
821193 KNIVE OTH THAN FIXE BLADES.	217	1181	245	903
821194 BLADES	377	4308	351	5393
821195 HANDLES OF BASE METAL		963		81
821210 RAZORS	119596	645383	157090	683125
821220 SAFETY RAZOR BLADES,	7773	166110	113	4140
821290 OTHER PARTS	1423	16004	644	7226
821300 SCISSORS,TAILORS,SHEARS BLADE	2346	21804	2180	9528
821410 PAPER KNIVES,LETTER OPENER,ETC	13518	74578	18962	62273
821420 MANICURE OR PEDICURE SETS.	5275	27455	2669	18007

Contd.

10.11 Imports by Economic Categories (Detail)

(In Thousand Rupees)

ITEMS	JANUARY, 2015	FROM JULY, 2014	JANUARY, 2014	FROM JULY, 2013
821490 OTH ARTICLES OF CUTLERY .	4259	21591	674	7057
821510 SET OF ASORTED ARTICLE-PRECMTL	56	363	74	271
821520 OTH SETS OF ASSORTED ARTICLE.	1524	11747	4188	12653
821591 OTH ARTICLE,NOT INSETS,PLATED		36		
821599 OTHER ARTICLES	4997	28898	2670	19926
830110 PADLOCKS	56482	366836	28155	231585
830120 LOCKS FOR MOTOR VEHICLES.	4258	23819	2738	20891
830130 LOCKS FOR FURNITURE	61822	403766	41825	212654
830140 OTHER LOCKS	31654	243473	41857	154059
830150 CLASPS AND FRAMES WITH CLASPS.		1276		204
830160 PARTS OF LOCKS	557	12424	1250	10894
830170 KEYS PRESENTED SEPARATELY	818	8018	2417	14020
830210 HINGES	19927	172985	19029	104065
830220 CASTORS	5110	35409	8469	30858
830230 OTH MOUNTING,FITING MOT-VEHICL	347	1684	156	839
830241 OTH MOUNTING,FITING BUILDING	1084	6716	908	6097
830242 OTH MOUNTING,FITING FURNITURES	32096	269188	35561	190690
830249 OTH FITINGS OF BASE METAL N.S.	11967	106903	10718	71147
830250 HAT-RACKS,HAT-PEGS,BRACKET&FIX	4288	36531	351	9141
830300 ARMOURED/REINFORCED SAF B-MTL.	6647	21768	217	15290
830400 FILING CARD-INDEX CABINET/TRAY	1495	6250	201	3154
830510 FITTING FOR LOOSE-LEAF BINDERS	2073	10067	466	8409
830520 STAPLES IN STRIPS	14916	65026	12025	48545
830590 OTH, INCLUDING PARTS	4546	39373	3636	19442
830610 BELLS,GONGS ETC.ELECTRIC METAL	602	5420	125	1491
830621 STATUETT OTH ORNAMENT BASE MTL		27		
830629 OTH STATUETT OTH ORNAMENT	1865	7723	972	5020
830630 PHOTOGRAPH,PICTURE FRAME MIRROR	64	1102	269	1839
830710 FLEXIBLE TUBING OF IRON/STEEL	13883	96507	9859	131406
830790 FLEXIBLE TUBING OF BASE METAL	17775	126373	9564	124210
830810 HOOKS, EYES AND EYELETS	21656	143047	38459	178757
830820 TUBULAR OR BIFURCATED RIVET	42997	300888	89645	486421
830890 OTH ARTICLES B/METAL INC/PARTS	41027	263707	39663	185882
830910 CROWN CORKS OF BASE METAL	277	15210		53
830990 OTH;SCREW CAPS POURING STOPERS	50822	329381	54217	313776
831000 SIGN-NAME PLATE,ETC.BASE METAL	11921	41129	16781	31627
831110 COATED ELECTRODE OF BASE METAL	53020	474097	105245	509434
831120 CORED WIRE OF BASE METAL,	6053	21057	1705	38541
831130 COATED RODS&CORED WIRE,B/METAL	12013	73881	2613	20774
851290 PARTS OF THE HEADING NO.85.12	2196	268337	919	7531
852290 OTH T/COM EQ/AC HD 85.19-85.21	9255	72255	6379	62537
852321 CARDS INCORPORTAING MAG STRIPE	1224	70244	4573	45784
852329 MAGNETIC DISCS	1345	33869	2201	28924
852341 OTHER OPTICAL MEDIA UNRECORDED	10286	415012	5001	52165
852349 OTHER OPTICAL MEDIA	51618	2582962	300917	387921
852351 SOLID STATE NON-VOLATILE STORA	20567	193546	7260	72790
852352 SMART CARDS SEMICONDC MEDIA	144793	1674834	54888	1388156
852359 PROXIMITY CARDS AND TAGS	11170	123604	33632	232089
870990 PARTS,H-NO.87.09 OF WORK TRUCK	444	2963		7827
871499 OTHER,PARTS AND ACCESSORIES	12311	89857	31250	186204
880390 OTH PARTS OF H-88.01 OR 88.02	126675	1666849	908976	2670792
902000 OTH BREATHING APP & GAS MASK,	4447	95366	25172	214915
902110 ORTHOPAEDIC/FRACTURE APPLIANCE	7929	26044	10005	183692
902121 ARTIFICIAL TEETH		1044		16
902129 OTHER; DENTAL FITTINGS	3028	13916	835	7302

Contd.

10.11 Imports by Economic Categories (Detail)

(In Thousand Rupees)

ITEMS	JANUARY, 2015	FROM JULY, 2014	JANUARY, 2014	FROM JULY, 2013
902131 ARTIFICIAL JOINTS	30069	180022	23416	124251
902139 OTH ARTIFICIAL PARTS OF BODY	244379	1183886	166317	962146
902140 HEARING AIDS,EXCL PART/ACCESSO	3155	41878	1202	18271
902150 PACEMAKER STIMULAT HEART MUSCL	32572	167093	26711	92114
903300 PARTS& ACCE OF HEARING AIDS	16713	164361	31585	174173
910111 WRIST WATCH,ELE OPE,MECH DISPL		603		
910119 O-W-WATCH ELECTRICALLY OPERATED	24853	70314	3946	14579
910129 O-W-WATCH,W/N INCO.STOP WATCH		611		64
910191 OTH. POCKET-WATCH ELE OPERATED				12
910199 O-WATCHES INCL STOP WATCHES	413	946		2716
910211 W-WATCH,MACH DISPL O/TH H-9101	346	9997	7737	9203
910212 W-WATCH,OPTO ELECTRONIC DISPLY			16	78
910219 O-W-WATCH W/N INCOR STOP WATCH	11081	101531		47338
910221 W-WATCH,AUTO-WIND O/T H-9101		20		
910229 O-W-WATCH O/THAN H-9101	67825	658579	134217	1062172
910299 O-POCKET/STOP WATCH O/T H-9101	10088	53076		9
910310 CLOCK WATCH MOVE ELECT OPERATD				142
910390 OTH,CLOCKS WATCH MOV EX.91.04		2593		
910400 INS PANEL CLOCK-AIR&SPACECRAFT		356		80
910511 ALARAM CLOCK,ELECTRICALLY OPE.	1149	5323	221	4350
910519 OTHER, ALARAM CLOCK	2171	18273	9889	18992
910521 WALL CLOCK,ELECTRICALLY OPERAT	1686	5534	847	4956
910529 OTHER WALL CLOCKS	5002	25459	1624	11189
910591 OTH,CLOCK ELECTRICALLY OPERATD	61	4514	672	1754
910599 OTHER CLOCKS	370	3816	2273	10416
910610 TIME-REGISTER,TIME RECORDERS		6207	368	6684
910690 OTH,TIME OR DAY RECORDING APPA	885	14793	13884	29117
910700 TIME SWITCHES WITH CLOCK/WATCH	8446	57130	20397	78276
910811 WATCH MOVE ELEC.OPE MACH DISPL		1738		98
910812 WATCH OPTO-ELECTRONIC DISPLAY		21		
910819 OTH,WATCH MOVE ELECT.OPERATED	206	1219		509
910890 OTH,WATCH MOVE COMPLETE ASSEMB	102	731	492	2436
910910 ELE OPER.CLOCK MOVE COMP/ASSEM		270		
910990 OTH CLOCK MOVEMENT COMP&ASSEMB	725	7845	987	2128
911011 COMP MOVE,UNASSEMBLED WATCH	1240	3950	307	3411
911012 INCOM MOVE,ASSEMBLED OF WATCH			107	496
911019 ROUGH MOVEMENTS,OF WATCHES		61		87
911090 OTH,COMP MOVE WATCH/CLOCK UN-A	312	4043	242	4391
911120 WATCH CASES BASE METAL,W/N G/S				21
911180 OTHER;WATCH CASES	423	2441	475	661
911190 PARTS OF WATCH CASES	8225	16586	2363	13243
911220 CLOCK CASE&CASE OF SIMIL GOODS	1873	5989	517	4392
911290 PART OF CLOCK CASE/SIMILR CASE	986	2016	33	1277
911310 WATCH STRAPS,BAND PRECI METAL.			3194	3223
911320 WATCH STRAPS,BAND OF BASE METL	74	301		206
911390 OTH,WATCH STRAPS,BANDS PART	1520	6259	1506	7703
911430 DIALS	18	145	17	198
911490 OTH;CLOCKS OR WATCH PARTS,N.S.	1802	9256	808	5457
920190 OTH,HARPSICHORD KEYBOARD STRIN		69		313
920210 OTH STRING PLAYED WITH A BOW		115		
920290 OTH,STRING MUSICAL INSTRUMENTS	973	3931	292	2974
920510 BRASS-WIND INSTRUMENTS				67
920590 OTH,WIND MISICAL INSTRUMENTS,NS		53		20
920600 PERCUSSION MUSICAL INSTRUMENTS	205	503	32	159
920710 KEYBOARD INS,O/THN ACCORDIONS	108	495		

Contd.

10.11 Imports by Economic Categories (Detail)

(In Thousand Rupees)

ITEMS	JANUARY, 2015	FROM JULY, 2014	JANUARY, 2014	FROM JULY, 2013
920790 OTH,MUSICAL INSTRUMENTS	82	2149	1112	3325
920810 MUSICAL BOXES	334	1970	93	516
920890 OTH;MECHANICAL STRET ORGAN,INS	1393	14314	3230	11263
920930 MUSICAL INSTRUMENT STRINGS	39	39		25
920992 PARTS&ACCE MUSICAL INS H-92.02	129	428		221
920999 OTH;PARTS&ACCE(CARDS,DISCS)		144		63
930110 ARTILERY WEAPONS(GUNS/MORTAR)		2132		
930120 GRENADE/ROCKET LAUNCHERS		56023		
930190 OTHER MILITARY WAPONS	34840	781298		299
930200 REVOLVERS PISTOLS,O/TH93.3.04	100200	510745	45094	213072
930320 OTH,SPORTING,HUNTING SHOTGUNS	6162	46499	9023	66260
930330 OTH,SPORT,HUNTING,SHOTING RIFL	2418	6463		
930390 OTH;FIREARMS,DEVIC OPE FIR EXP		30400		
930400 OTH,ARMS OF HEADING NO.93.07	3821	12058	90	3000
930510 PARTS ACCE OF REVOLVERS,PISTOL		845	2300	2479
930520 PARTS&ACC.SHOTGUNS/RIFL.H-9303		19526		
930591 OTH PART MILITARY WEAPON H93.01				1551
930621 SHORTGUN CARTRIDGES	30457	44868	1817	50549
930630 OTH,CARTRIDG & PARTS THEREOF.		130755		15253
930700 SWORDS,CUTLASSES,BAYONETS,LANC		171		
940110 SEATS OF A KIND USED,AIRCRAFT.	20836	21556		19
940120 SEATS FOR MOTOR VEHICLES.	1569	14181	2496	7789
940130 SWIVEL SEATS VARIABLE HEIGHT.	9224	72711	13818	39544
940140 SEATS O/THN GARDEN SEATS,CAMP	142	8127	20	21215
940151 SEATS OF CANE,OSIER,BAMBOO.		2848		178
940159 OTH SEATS AND PARTS THEREOF	731	1571		1050
940161 OT,SEATS UPHOLSTERED WOOD FRAM	1077	8218		7776
940169 OTHER SEATS,WITH WOODEN FRAMES	367	10494	48	17784
940171 OT-SEATS UPHOLSTERED METALFRAM	11594	33132		23362
940179 OTHER SEATS;WITH METAL FRAMES	12687	91972	12214	51466
940180 OTHER SEATS WITH METSL FRAMES	7368	71767	7220	29023
940190 PART OF THE SEATS OF H-94.01.	82273	944821	88618	421700
940310 METAL FURNITURE USED IN OFFICE	19438	42412	8209	19208
940320 OTH,METAL FURNITURE O/THN OFFI	10709	85545	10054	52353
940330 WOODEN FURNITURE-OFFICE USE	17169	47361	7465	43778
940340 WOODEN FURNITURE-KITCHEN UES	3987	31424	8047	33930
940350 WOODEN FURNITURE FOR BEDROOMS	21247	159441	49998	126624
940360 OTHER WOODEN FURNITURE	9839	153913	10950	163363
940370 FURNITURE OF PLASTICS	6722	43729	10064	29905
940381 FURNITURE OF OTHER MATERIAL		301		190
940389 OTHER FURNITURE OF CANE, OSIER	8315	47079	3335	13408
940390 PARTS FURNITURE H -NO.94.03.	4800	39625	6255	35172
940410 MATTRESS SUPPORTS		3928		574
940421 MATTRESS CELLU RUBBER/PLSTIC	53	1381		2648
940429 MATTRESS OF OTHER MATERIALS	694	1983	430	1091
940430 SLEEPING BAGS		270		244
940490 OTH,ARTI BEDDING&SIMI FURNISH.	8654	35589	3171	22641
940510 CHANDELIERS & OTH ELE CEILING.	134931	1021342	66036	481012
940520 ELECTRIC TABLES,DESK,BEDSIDE	7999	43393	6764	21185
940530 LIGHTING SETS CHRISTMASTREES	882	114230	3291	28323
940540 OTH ELE LAMPS,LIGHTING FITTING	111467	1069918	64096	431972
940550 NON-ELE LAMPS LIHTING FITTING.	183	16070	408	1614
940592 PARTS OF PLASTIC H-94.05,N.E.S	393	3023	1441	1858
940600 PREFABRICATED BUILDINGS.	311317	1557840	380162	1827619
950300 TRICYCLES,SCOOTERS,PADAL CARS	280230	2359300	259331	1627739

Contd.

10.11 Imports by Economic Categories (Detail)

(In Thousand Rupees)

ITEMS	JANUARY, 2015	FROM JULY, 2014	JANUARY, 2014	FROM JULY, 2013
950420 ARTI&ACCE, BILLIARDS ALL KIND	2700	19932	3293	13690
950430 OTH GAMES OPERATED BY COIN	3519	44704		25004
950440 PLAYING CARDS	4141	35597	6155	26531
950450 VIDEO GAMES CONSOLES&MACHINES		745		2966
950490 OTH;ARTICLES FOR FUNFAIR, TABLE	1945	28039	6972	20685
950510 ARTI FOR CHRISTMAS FESTIVITES.	829	4042	1458	4465
950590 OTHER ENTERTAINMENT ARTICLES	25567	121052	20676	91970
950612 SKI-FASTENINGS(SKI-BINDINGS)	20	20		
950619 OTH;SNOW SKI EQUIPMENT.	39	373		
950629 OTH;WATER SKI,SURF BOARD W-SPO	332	983		1463
950631 GOLF CLUBS COMPLE/OTH GOLF EQU		593		229
950632 GOLF BALLS	77	3284	880	1427
950639 OTHER;GOLF EQUIPMENTS	1530	4215	74	2546
950640 ARTI,EQUIP FOR TABLE-TENNIS.	818	4493	147	2276
950651 LAWN-TENNIS RACKETS,W/N STRUNG	1227	2449	706	1451
950659 OTH; BADMINTON,SIMILAR RACKET	12634	61236	9011	39430
950661 LAWN TENNIS BALLS	11127	86833	14582	75023
950662 INFLATABLE BALLS	1126	15573	3888	21327
950669 OTH BALL O/THN GOLF,T-TEN BALL	4301	25856	2437	17927
950670 ICE SKATES,ROLLER INCL SKABOOT	356	3140	454	1465
950691 EQUIP. FOR OTHER PHY EXERCISE	78913	440638	44672	336396
950699 OTHER;SPORTS GOODS N.E.S.	6915	171676	85791	478375
950710 FISHING RODS		522	66	94
950720 FISH -HOOKS,W/N SNELLED		2927	207	780
950730 FISHING REELS	104	141	112	145
950790 OTH LINE FISHING TACKLE NETS	96	729	122	1497
950810 TRAVELLING CIRCUSES/MENAGERIES	49263	49263		
950890 SWINGS,SHOOTING GALLERIES ETC.	11667	83348	7650	52639
960110 WORKED IVORY,ARTICLES OF IVORY		513		165
960190 OTH,ANIMAL CARVING MATERIL,ART	104	269	62	1412
960200 WORKED VEGE,MINERAL MATERIAL	88975	3107716	46660	467374
960310 BROOM,BRUSHE,CONS TWIN,VEG-MAT	772	5459	2017	13121
960321 TOOTH BRUSHE,INCL DENT-PLA BRU	46090	291099	45036	274963
960329 OTH;SHAVING,HAIR,NAIL BRUSHES.	3985	40555	12894	73497
960330 ARTST,WRITING,SIMILAR BRUSHES	773	14803	1586	5392
960340 PAINT,DISTEPER,VARNISH BRUSHES	2950	14636	2345	13483
960350 OTH BRUSHES CONSTI PART MACHIN	4819	27411	2715	20856
960390 OTH;HAND OPE MECHNICAL F-SWEPR	27045	179333	17193	58745
960400 HAND SIEVES AND HAND RIDDLES.		795		19
960500 TRAVEL SETS FOR PERSONALTOILE.		978		14499
960610 PRESS-FASTENERS,SNAP-FASTENER.	19382	118801	37687	182795
960621 BUTTON OF PLASTICS,NOT COVERED	17914	233499	52284	225857
960622 BUTON OF BASE METAL,COVER TXT	23746	207930	49692	312453
960629 OTHER BUTTONS	36790	579927	215375	1172250
960630 BUTTON MOULD,PART,BUTTON BLANK	270	2668	307	5691
960711 SLIDE FASTENER FIT CHAIN SCOP.	41694	234772	32020	246660
960719 OTHER;SLIDE FASTENERS	94269	1147319	174447	1334818
960720 PARTS; SLIDE FASTENERS	32780	156977	148004	874681
960810 BALL POINT PENS	11483	92590	12740	58912
960820 FELT TIPPED.PORUS TIPPED PEN	9979	117249	54725	135283
960830 FOUNTAIN PEN,STYLOGRADH PEN	6207	50565	5745	42497
960840 PROPELLING OR SLIDING PENCILS	967	1017	13	124
960850 SETS OF ARTICLS FROM TWO FOR-H	473	3206	1110	5055
960860 REFILLS FOR BALL POINT PEN.	11843	77751	7768	77138
960891 PEN NIBS AND NIB POINTS	32371	154114	17182	163050

Contd.

10.11 Imports by Economic Categories (Detail)

(In Thousand Rupees)

ITEMS	JANUARY, 2015	FROM JULY, 2014	JANUARY, 2014	FROM JULY, 2013
960899 OTH;PEN,PENCIL,SIMILAR HOLDER	49062	164144	13483	108526
960910 PENCILS&CRAYON W-LEADS ENCASD.	135350	638800	84353	364910
960920 PENCIL LEADS,BLACK OR COLOURED	35278	155505	26782	189997
960990 OTH;PENCIL,DRAWING CHARCOALS.	18850	66016	9711	49524
961000 SLATES&BOARDS,WRITNG/DRAWIN	2062	10521	887	3588
961100 DATE,SEALING OR NUMBERING STAM	1375	9865	65	2067
961210 TYPEWRITER OR SIMILAR RIBBONS	8072	71450	9693	62143
961220 INK-PADS	208	632	48	494
961310 POCKET LIGHTERS,GAS FUELLED	1212	55680	38221	93498
961320 POCKET LIGH,GAS FUELL,REFILLAB	270	8574	1178	27524
961380 OTHER LIGHTERS	18477	25312	1741	14501
961390 PARTS OF CIGARETTE LIGHTERS		460	30	2093
961400 SMOKING PIPE&CIGAR OR CIG.HOLD	1884	6763	565	3138
961511 COMBS,HAIR-SLIDES,OF HARD RBER	1331	12767	530	9073
961519 OTH;HAIRPINS,CURLING PINS,LIKE	1474	16381	6415	30606
961590 OTH;COMES HAIR-SLIDES,LIKE,PAR	38978	277229	34887	221759
961610 SCENT SPRAY SIMI TOILET SPRAY	12576	94197	9482	42977
961620 POWDER-PUFFS&PADS FOR APPLICA	886	7114	820	2478
961700 VACCUM FLASKS&OTH VACUM VESS	62835	373692	86770	325257
961800 TAILORS,DUMMIERS&OTH LAY FING.	1062	41419	248	16495
970110 PAINTING,DRAWING,PASTELS.	253	4024	1511	1794
970190 OTH COLLAGES&SIMI DECORATIVE	413	7662	441	3716
970200 ORIGINAL ENGRAVINGS,PRINTS.		21		85
970300 ORIGINAL SCULPTURES&STATUARY	1563	12132		6303
970500 COLLECTIONS&COLLECTORS, PIECS.		309		1308
990900 TRANSACTIONS LESS THAN RS.1000	511	8607	14748	71245
991000 SAMPLES HAVING NO-COMMER VALUE	31746	328621	27063	167125
2. RAW MATERIAL TOTAL (A + B)	157115386	1569226372	254378935*	1645526593
A. CONSUMER GOODS TOTAL	128819255	1344024022	228951893*	1477456272
50400 GUTS,BLADERS,STOMACH OF ANIMAL	1056	6647	531	5434
50510 FEATHER,USED FOR STUFFING;DOWN		311		
50590 OTH SKINS AND PARTS OF BIRDS	26683	135821	8436	67281
50610 OSSEIN,BONES TREATED WITH ACID		24120	8608	56147
50690 OTH POWDER & WASTE OF BONES	644	5127	8967	12161
50790 OTH TORTOISE-SHELL WHALEBONE		2446		9250
50800 CORAL&SIMILAR MATERIAL/POWDER	943	1192	2566	13588
51000 AMBERGRIS,CASTOREUM CIVET,MUSK		360	80	430
51110 BOVINE SEMEN		60714	13430	95143
51191 PRODUCTS OF FISH, CRUSTACEANS		191		1583
51199 OTH ANIMAL PRODUCTS NOT ELSWHE		392		13
60110 BULBS TUBERS,TUBEROU,ROOT,ETC	2740	38159		36349
60120 BULB TUBERS,ROOTS,CHICORY PLAN				5497
60210 UN-ROOTED CUTTING AND SLIPS		547	407	1360
60220 TREES,SHRUBS,BUSHES,GRAFTED				858
60240 ROSES,GRAFTED OR NOT				271
60290 OTHER LIVE PLANTS	6754	40096	2219	20231
60311 ROSES FRESH	1240	3364	354	1380
60313 ORCHIDS FRESH		13		268
60314 CHRYSANTHEMUMS FRESH	5311	23456	4289	15388
60315 LILIES FRESH	73	613	62	358
60319 OTH FRESH FLOWER,BUDS FOR BOUQ	1521	7375	1127	4566

Contd.

10.11 Imports by Economic Categories (Detail)

(In Thousand Rupees)

ITEMS	JANUARY, 2015	FROM JULY, 2014	JANUARY, 2014	FROM JULY, 2013
60390 OTH FLOWERS & FLOWERS BUDS	197	883	67	1050
60490 O.PARTS OF PLANTS FOR BOUQUETS				93
110812 MAIZE (CORN), STARCH	5763	33761	5347	17778
110813 POTATO, STARCH	39043	320565	41751	240621
110814 MANIOC (CASSAVA) STARCH		30847	5097	15084
110819 OTHER STARCHES		2423	22	837
110820 INULIN	1738	9640		4574
110900 WHEAT GLUTEN,WHETHER/NOT DRIED	20166	62791	5746	29173
120110 SOYA BEAN SEED		606727		
120190 SOYA BEAN,W.OR-N-BROKEN/SHELED		103452	15	59
120230 GROUND-NUTS SEED		35		
120241 OTH GROUND NUTS IN SHELL	210272	602637	36586	109465
120242 GROUND-NUTS SHELLED BROKEN/N-B	97990	709789	105100	351929
120300 COPRA	128626	1011488	164966	1006278
120400 LINSEED,WHETHER OR NOT BROKEN	38	1396		
120510 LOW ERUCIC ACID RAPE/COLZASEED	2368221	43095034	108278	13142544
120590 OTHER RAPE/COLZA SEED		74757	79796	79796
120600 SUNFLOWER SEED,WHETH/NOT BROKE	1847537	9794767	435958	7570878
120740 SESAMUM (SESAME) SEEDS		2148	1928	7353
120750 MUSTARD SEEDS		51344	266	17910
120770 MELON SEEDS	2419	5330		27
120791 POPPY SEEDS	163	255		
120799 OTH,OIL SEED/OLEAGINOUS FRUITS	6050	88213	537	28137
120810 FLOUR AND MEALS OF SOYA BEANS	70	1503	42	1013
120890 FLOUR/MEALS OF OTH OIL SEEDS		125		
120910 SUGAR BEET SEED USE FOR SOWING		61720		49840
120921 LUCERNE (ALFALFA) SEED	6641	168581	655	271853
120922 CLOVER (TRIFOLIUM) SEED		1712345	4916	1008066
120925 REY GRASS SEED		2059		
120929 OTHER SEEDS OF FORAGE PLANTS	70997	225816	137617	258379
120930 SEED OF HERBACEOUS PLANTS		3615		98
120991 OTHER; VEGETABLE SEEDS	342491	1880994	282095	1438959
120999 OTH SEEDS OF FRUIT FOR SOWING	53595	940790	62485	684014
121190 OTH PLANTS AND PARTS OF PLANTS	43055	385280	46649	420528
121221 SEAWEDS/ALGAE FIT FOR HUMAN	367	1228	1046	1490
130190 OTH;NATURAL GUM,RESIN & BALSAM	29315	184935	38203	157490
130212 SAP AND EXTRACTS OF LIQUORICE		367	196	393
130219 OTH SAPS & EXTRACT OTH VEG SAP	35233	217183	45828	195252
130220 PECTIC SUBSTANCES,PECTINATES	6890	60660	7802	22168
130231 AGAR-AGAR	15415	49057	3808	21918
130232 MUCILAGES&THICKENERS,LOC SEED	6807	59473	679	32601
130239 OTHER MUCILAGES AND THICKENERS	15553	176566	13548	93326
140110 BAMBOOS	9089	22487	5711	14917
140120 RATTANS	5449	40523	4792	20417
140490 TENDU LEAVES(BIDI LEAVES)	210487	1586714	246255	1513498
150190 POULTRY FAT OTH THAN H-02.09	3757	12411	4654	22267
150210 TALLOW (OTHER THAN OF H-15.03)	217331	1329741	263680	1097706
150410 FISH-LIVER OILS THEIR FRACTION	1069	3795		
150500 WOOL GREASE,CRUDE,FETTY SUBS	2143	44091	11316	39044
150600 OTH ANIMAL FATS AND OILS/FRACT	3507	5223		7679
150710 SOYABEAN OIL & ITS FRACT CRUDE	224	3509790	318746	3512081
150790 OTH SOYABEAN OIL & IT FRACTION	22311	223168	21019	140783
150890 OTH GROUND NUT OIL & ITS FRACT	892	2057	25	5928
150910 OLIVE OIL & ITS FRACT (VIRGIN)	12836	71085	10063	53706
150990 OTH OLIVE OIL & ITS FRACTIONS	48931	331859	51763	255062

Contd.

10.11 Imports by Economic Categories (Detail)

(In Thousand Rupees)

ITEMS	JANUARY, 2015	FROM JULY, 2014	JANUARY, 2014	FROM JULY, 2013
151000 OTH OIL/FR,INCL BLENDS OF OIL		2031		823
151110 PALM OIL & ITS FRACTIONS CRUDE	214829	4567035	933112	6811091
151190 OTH PALM OIL & ITS FRACTIONS	11874146	103969163	17883295	106998859
151219 OTH SUNFLOWER SEE&SAFLOWER OIL	8220	34270	31	5330
151311 COCONUT OIL,ITS FRACTION CRUDE		80417	1769	48156
151319 OTH COCONUT OIL,ITS FRACTIONS	48723	373187	69628	275759
151329 OTH PALM KERNEL/BABASSU OIL	99902	626140	52198	518838
151419 OTH COLZA/MUSTER OIL,FRA/CRUDE		60		
151519 OTH LINSEED OIL & ITS FRACTION		341		380
151529 OTH MAIZE OIL & ITS FRACTIONS	4139	22797	455	13990
151530 CASTOR OIL AND ITS FRACTIONS		4274		865
151550 SESAME OIL & ITS FRACTIONS	283	1377	344	608
151590 OTH FIXED VEGETABLE OILS/FRACT	1022	12562	3316	15154
151620 VEG FATS/OILS AND ITS FRACTION	146733	1147702	172257	938464
151710 MARGARINE,EXCL LIQUID MARGARIN	13980	78151	41507	157678
151790 OTH MARGARIN,EDIB MIX/PREP ETC	2136	712072	137212	492097
151800 ANIMAL/VEG FAT/OILOXIDISE ETC	98884	149280		48276
152000 GLYSEROL,CRUDE WATER & LYES	4111	12843	15463	32318
152110 VEG WAX WHETHER OR NOT REFINED	851	11732		9138
152190 OTH BEES WAXES,OTH INSECT WAX		33159	2850	30146
152200 DEGRAS,RESIDUES ANIM/VEG WAXES	4924	15773	12755	101540
160100 SAUSE,PROD MEAT-FOOD PREP OFFL	102	4227	372	3375
220710 UNDENATURE ETHYL ALCOHOL O/SPR				29
220720 ETHYL ALCOHOL/OTH SPIRITS DEN	476	524		
240120 TOBACO-WHOLY/PARTLY STE/STRIP	146292	940336	178270	762605
240130 TOBACCO REFUSE		1471	543	4065
251010 AAT,C/PHOS,ALUM/C/PHOS&PH/CUG	270038	1733815	774666	2405007
251020 AAT,C/PHOS,ALUM/C/PHOS&PH/CGD				395
270810 PITCH		1311	1410	8628
270900 PETROLEUM OILS FROM BITUMINOUS	18386548	285906758	53138918	346945937
271019 KEROSENE,INCL KER.TY. JET FUEL	25628961	333620788	53355284	422061470
271020 PETROLEUM OILS(OTH THAN CRUDE)		4480		817
271091 WASTE OIL (PCBs),(PCTS),(PBBS)		6		
271099 OTH WASTE OILS	1037	4339		1626
271111 NATURAL GAS,LIQUIFIED				300
271112 PROPANE, LIQUIFIED	1872	18681	155	3456
271113 BUTANES, LIQUIFIED		376		51
271114 ETHYLENE,PROPYLENE,BUTYLENE		54758	17868	101822
271119 OTH GAS HYDROCARBONS LIQUIFIED	1532587	5263149	708945	4837067
271121 NATURAL GAS,IN GASEOUS STATE		494		
271290 OTH PETROLEUM WAX ETC	85071	331554	25316	271628
271311 PETROLEUM COKE;NOT CALCINED	2855	213137		358557
271312 PETROLEUM COKE; CALCINED	2214	24728	2682	7639
271320 PETROLEUM BITUMEN	114593	597715	83207	327309
271490 OTH BITUMEN & ASPHALT NATURAL.	1965	9438	600	2451
290110 SATURATED ACYCLIC HYDROCARBONS	6574	25109	214	24829
290121 UNSATURATED ETHYLENE.	957114	6716220	844695	5760478
290129 OTH UNSATURATE ACYCLIC HYDCARBON	3036	5904	774	4026
290211 CYCLOHEXANE	8439	8654	37	58
290219 OTH CYCLANES/CYCLOTERPENES	22808	137398	38506	120844
290220 BENZENE, PURE	36	76		27
290230 TOLUENE, PURE	19216	480861	27331	607632
290241 O-XYLENE		1240009		1415980
290242 M-XYLENE		107		
290243 P-XYLENE	2593419	22857641	765708	26370387

Contd.

10.11 Imports by Economic Categories (Detail)

(In Thousand Rupees)

ITEMS	JANUARY, 2015	FROM JULY, 2014	JANUARY, 2014	FROM JULY, 2013
290244 MIXED XYLENE ISOMERS	9128	40307	21074	71137
290250 STYRENE	11534	3910249	991898	5830398
290260 ETHYLBENZENE				5147
290290 OTH CYCLEC HYDROCARBONS	13056	165938	5195	89445
290311 CHLOROMETHANE,& CHLOROETHANE		583	2908	2908
290312 DICHLOROMETHANE(METHYLEN CHLRD	18889	219006	11175	141701
290313 CHOLOROFORM(TRICHLOROMETHANE)	8119	128797	28824	238436
290315 ETHYLENE DICHLORIDE(1,2-DI CH)	137	1089085		315935
290319 OTH SATAR DERIV ACYCL HYDCARB	6165	44628	1555	12082
290321 UNSATURATED VINYL CHLORIDE				197869
290322 UNSATURATED TRICHLOROETHYLENE	9208	186180	15551	134810
290323 UNSATURATE TETRACHLOROETHYLENE	6211	67586	4352	44487
290329 OTH UNSATUR DERIV ACYCL H'CARB				5
290339 OTH FLUORINATED,BRO DERIVATIES	68223	421203	38369	255990
290371 CHLORODIFLUOROMETHANE		55193	4393	57424
290373 DICHLOROFLUROETHANES		10467		8305
290377 PENTACHLOROFLURO METHANE		10035	6690	22025
290379 OTH CHLORODIFLUOROMETHANE	11406	437445	53265	254001
290391 CHLORO BENZENE,O-DI/P-DI CHLORO	79	7169	16	61
290399 OTH HALOGENATED DERIV H.CARBON	7067	34631	8325	23048
290410 DERIV SULPHO GRP IT SALT/EYHYL	7020	55906	1032	51340
290420 DERIVAT ONLY NITRO/NITRO GROUP	550	24677	2320	10679
290490 OTH,SUPHO,NITRAT NITROS H'CARB	5298	24821	1953	16648
290511 SATURAT METHANOL(METHYL ALCHL)	236112	1956045	591238	2662028
290512 PROPYL/ISOPROPYL ALCOHOL	95312	813829	88792	699489
290513 SATUR BUTAN-I-01(N-BUTYLALVHL	6006	42142	10256	46189
290514 OTHER SATURATED BUTANOLS	10439	96162	9986	101380
290516 SATUR OCTANOL/ISOMERS THEREOF	248533	1966012	320186	2385019
290517 DODECAN-1-O1HEXADECAN/OCTADEC	7586	36326	6916	44340
290519 SATUR MONOHYDRIC ALCOHOLS	2985	28555	7457	26707
290522 UNSATUR ACYCLIC TERPENE ALCOHL	2034	43806	11642	39668
290529 OTH UNSATUR MONOHYDRIC ALCOHOL	63	3913	7377	14213
290531 ETHYLENE GLYCOL(ETHANEDIOL)MEG	1426071	12491410	1983740	17840808
290532 PROPYLEN GLYCOL(PROPAN-1,2-DIO	56144	690089	67028	561095
290539 OTHER, DIOLS	5820	28809	9527	49696
290541 2-ETHYL-2(HYDROXYMETHLY-PROPAN		11958	2644	7891
290542 PENTAERYTHRITOL	30479	299206	34900	259826
290543 MANNITOL	8211	71327	21560	74250
290544 D-GLUCITOL (SORBITOL)	2957	18941	2975	12311
290545 GLYCEROL	50782	441851	69833	337087
290549 OTHER,POLUHYDRIC ALCOHOLS		14782	4871	5795
290559 OTHER HALOGENATED, SULPHONATED	1049	7275	1050	9070
290611 MENTHOL	24238	204404	35012	235485
290612 CYCLOEXANOL,METHYL/DIMETHYL	924	2812	258	4251
290613 STEROLS AND INOSITOLS	1428	11876	799	10478
290619 OTH,CYCLANIC,CYCLNIC CYCLOTER	10917	51236	9026	50197
290621 BENZYL ALCOHOL	1207	45241	8167	41351
290629 OTH,AROMATIC CYCLIC ALCH HALOG	568	21176	3952	23645
290711 PHENOL(HYDROXYBENZENE)IT SALT	46941	222346	34743	274703
290712 CRESOLS AND THEIR SALTS		1791		663
290713 OCTYLPHENOL,NONYLPHENOL/ISOMER		2256		
290715 NAPTHOLS & THEIR SALTS	2748	6810	2690	5377
290719 OTHER MONOPHENOLS	3737	11444	501	13395
290721 RESORCINAL AND ITS SALTS	4599	10068	1639	15119
290722 HYDROQUINONE (QUINOL)ITS SALT	6538	13371	4477	18716

Contd.

10.11 Imports by Economic Categories (Detail)

(In Thousand Rupees)

ITEMS	JANUARY, 2015	FROM JULY, 2014	JANUARY, 2014	FROM JULY, 2013
290723 4,4-ISOPROPYLDENEDIPHENOL/SALT	3520	37317	3274	9630
290729 OTHER, POLYPHENOLS	13716	58880	18351	52831
290819 OTH DERI CON ONL HALOGEN SUBST		8265	1363	7297
290891 DINOSEB (ISO)AND ITS SALTS		81		
291511 FORMIC ACID	17822	167722	31733	175831
291512 SALTS OF FORMIC ACID	14633	322456	66026	365969
291513 ESTERS OF FORMIC ACID		746	247	887
291521 ACETIC ACID	208665	1567556	66699	1101326
291524 ACETIC ANHYDRIDE				753
291529 OTH,ACETIC ACIDE & ITS SALTS	2241	44071	3653	21110
291531 ETHYL ACETATE	24	37703	8947	43618
291532 VINYL ACETATE	153656	1274498	117484	972404
291533 N-BUTYL ACETATE		2331		2878
291536 DINOSEB (ISO) ACETATE		697		
291539 OTHER,ESTERS OF ACETIC ACID	96002	875261	112243	585680
291540 MONO/DI/TRICHLOROACETIC ACID-S	407	3128		4149
291550 PROPIONIC ACID,ITS SALT/ESTERS	10479	54654	1863	29248
291560 BUTYRIC/VALERIC ACID/SALT/ESTR	19525	138947	14902	105696
291570 STEARIC ACID	6988	97340	16093	66453
291590 OTH SAT ACYCLIC MONOCARBOXYLIC	54627	520325	62619	366840
291611 UNSATU ACRYLIC ACID/ITS SALTS	7874	101325	6848	130627
291612 UNSATURATE ESTER ACRYLIC ACID	135550	1155385	95610	1142968
291613 UNSATU METHACRYLIC ACID/SALTS	1290	11063	3173	37540
291614 UNSATU ESTER,METHARYLIC ACID	16913	307819	58372	367265
291615 OLEIC,LINOLEIC/LINOLENIC ACID	103	8623		9227
291619 OTH UNSAT ACYLIC M/CARBOX ACID	3230	63579	12517	85109
291620 CYC-LANIC,LENIC LOTEPHENI ACID	10461	56308	9330	36395
291631 BENZOIC ACID,ITS SALTS/ESTERS	7613	130568	11232	108932
291632 BENZOYL PEROXIDE/BENZYL CHLRID	1812	11400	7376	18940
291634 PHENYLACETIC ACID & ITS SALTS	117	1158		40
291639 OTH,ARMATIC MONOCARBOXYIC ACID	43575	384722	86609	378436
291711 OXALIC ACID/ITS SALTS/ESTERS	1758	80766	19569	81158
291712 ADIPIC ACID,ITS SALTS/ESTERS	44279	207607	4346	12953
291713 AZELAIC/SEBACIC ACID/SALT/ESTR	2591	18293	738	9104
291714 MALEIC ANHYDRIDE	15837	93274	3612	44770
291719 OTH ACYCLIC POLYCARBOXYL ACID	506	26364	4364	59477
291720 CYC-LANIC,LENIC LOTERPENC ACID		6320	2998	13954
291732 DIOCTYL ORTHOPHTHALATES			256	4190
291733 DINONY/DIDECYL ORTHOPHALATES		3416		107
291734 OTH ESTERS ORTHOPHTHALIC ACID	22868	110141	36975	110652
291735 PHTHALIC ANHYDRIDE	24426	342346		51159
291736 TERPHTHALIC ACID AND ITS SALTS	169071	1375332	118969	1858985
291739 OTH POLYCARBOXYLIC ACIDS/DERIV	68345	378077	7623	213209
291811 LACTIC ACID,ITS SALTS/ESTERS	7907	77085	11512	75591
291812 TARTARIC ACID	9531	46492		30506
291813 SALT & ESTER OF TARTARIC ACID	48	810	3788	4538
291814 CITRIC ACID	119792	705334	204255	672266
291815 SALTS & ESTER OF CITRIC ACID	14070	153539	26948	114234
291816 GLUCONIC ACID,SALTS & ESTERS	46784	359176	56791	281865
291818 CHLOROBENZILATE (ISO)		27		2467
291819 OTH CARBOXYLIC ACID W/ALCOHOL	12521	53922	4855	63160
291821 SALICYLIC ACID AND ITS SALTS	162	11616	2408	18495
291822 O-ACETYLSALIC ACID/SALT/ESTER	28499	91356	13421	57099
291823 OTH ESTER,SALICYLIC ACID/SALTS	818	5488		5162
291829 OTH CARBOXYLIC ACID+PHENOL FUN	8221	73241	5077	85213

Contd.

10.11 Imports by Economic Categories (Detail)

(In Thousand Rupees)

ITEMS	JANUARY, 2015	FROM JULY, 2014	JANUARY, 2014	FROM JULY, 2013
291830 CARBOXYLIC ACID+ALDEHYDE/KETON	4423	61511	3187	25807
291891 2,4,5-T(ISO)(2,4,5-TRICHLOROPH	3253	9161		9062
292990 OTH COMP WITH OTH NITROGN FUNC	26302	149015	17694	113379
293020 THIOCARBAMATE/DITHIOCARBAMATES	327570	1060921	12288	239557
293030 THIURAM MONO-,DI-,TETRASULPHID	127	38111	1780	34394
293040 METHIONINE	324857	2135371	295848	1388053
293090 OTHER ORGANO-SULPHUR COMPOUNDS	18387	256751	419913	547305
293110 TETRAMETHYL LEAD&T-ETHYL LEAD		20226	86	12137
293190 OTH O-ALKYL&(O-2-(DIALKYL,COMP	59232	498349	117218	434127
293211 TETRAHYDROFURAN	116	404	33	2759
293212 2-FURALDEHYDE (FURFURALDEHYDE)				37420
293213 FURFURYL ALCOH/TETRAHYDRFURFYL			287	287
293219 OTH COMP UNFUSED FURAN RING	2627	41588	10216	34558
293220 LACTONES	16199	113029	12581	71277
293299 OTH HETEROCYCLIC COMP W/OXYGEN	125879	779077	306518	949374
293311 PHENAZONE & ITS DERIVATIVE	4578	19345	551	7315
293319 OTH COMP UNFUSE PYRAZOLE RING	3563	41106	8399	34962
293321 HYDANTOIN AND ITS DERIVATIVES		8500	1530	10537
293329 OTH COMP UNFUSE IMIDAZOLE RING	125547	813779	120864	619005
293331 PYRIDINE AND ITS SALTS	1200	4114		1675
293332 PIPERIDINE AND ITS SALTS			124	553
293333 ALFENTANIAL(INN)(ANILERIDINE)	1656	277090	2107	125532
293339 OTH COMP UNFUSE PYRIDINE RING	210969	1708501	495722	1797730
293349 OTH COMP QUINOLIN/ISO-QUINOLIN	155039	1199181	152284	909078
293353 ALLOBARBITAL(INN)(AMBARBITAL)	546	4079	253	3524
293354 OTH DERIVATIVES OF MALONYLUREA				1998
293359 OTH COMP PYRIMIDINE/PIPER RING	166012	1356942	154511	1322771
293361 MALAMINE	38503	283674	52989	350945
293369 OTH COMP UNFUSE TRIAZINE RING	111243	297436	294989	436847
293371 6-HEXANELACTAM(EPSILON-CAPROL)		2603	733	6386
293372 CLOBAZAM(INN),METHPRYLON(INN)				34814
293379 OTHER LACTAMS	74473	414177	41188	233075
293391 ALPRAZOLAM(INN) CAMAZEPAM(INN)	934	54222	3030	37164
293399 OTHER HETROCYCLIC COPMOUNDS	167235	1473147	105003	1216719
293410 COMP UNFUSE THIAZOLE RING	14768	178976	24492	106356
293420 COMP BENZOTHIAZOLE RING SYSTEM	14604	68019	9140	50562
293430 COMP PHENOTHIAZINE RING SYSTEM	11502	25631	4512	47329
293491 AMINOREX(INN),BORTIZOLAM(INN)		11919		6509
293499 OTHER NUCELEIC ACIDS&SALTS	483546	3389402	468938	2895318
293999 OTH VEGETABLE ALKALOIDS NATURL	35952	196801	10530	104914
294190 OTHER ANTIBIOTICS.	495183	3990348	599832	3351498
300692 WASTE PHARMACEUTICALS				66
310100 ANIMAL/VEG FERTILIZER/PRODUCTS	3798	48900		13697
310210 UREA,WHET OR NOT AQUEOUS SOLUT	1721823	5717751	15530454	37071361
310221 AMMONIUM SULPHATE	47013	435270	64014	277347
310229 MIX AMMONIUM SULPHATE/NITRATE	97307	170559		247915
310230 AMMONIUM NITRAT,WHET/NOT AQUES	26575	202310	31758	196501
310240 MIXT,AMMONIUM NITRAT/CALC CARB		143		
310250 SODIUM NITRATE	2549	81735	6124	59189
310260 MIXT,CALCIUM/AMMONIUM NITRATE		1424		2546
310280 MIXT UREA/AMMONIUM NITRAT SOLU	2054904	7321474		
310290 OTH,MIN/CHEM NETROG FERTILZER	9797	44350	8706	50345
310310 SUPER-PHOSPHATES	37835	75429		132278
310390 OTH,MIN/CHEM FERTILIZE PHOSPHT		35		6113
310420 POTASSIUM CHLORIDE	46965	543586	65673	415303

Contd.

10.11 Imports by Economic Categories (Detail)

(In Thousand Rupees)

ITEMS	JANUARY, 2015	FROM JULY, 2014	JANUARY, 2014	FROM JULY, 2013
310430 POTASSIUM SULPHATE	67532	615640	67944	213226
310490 OTH,MIN/CHEM FERTILIZE POTASIC	207791	1115788	124134	830646
310510 MIN/CHEM FERTILIZER >10KG	94	12962	51	2650
310520 MIN/CHEM FERTZ ELEM NIT/PHO/PT	16604	157811	17747	179184
310530 DIAMMONIUM HYDROG ORTHO-PHOSPH	2042713	40025851	1308601	18268600
310540 AMMONIUM DIHYDROGEN ORTHO-PHOS		28225		305521
310551 CHEM FERTZ CON NITRAT/PHOS		4754		342386
310559 OTH MIN/CHEM FERTZ NITRAT/PHOS	279	203441	14372	55953
310560 MIN/CHEM FERTZ ELEM PHOS/POTAS		6777		188
310590 OTH MINER/CHEMICAL FERTILIZER	10203	172016	15257	70435
320110 QUEBRACHO EXTRACT	2579	63044	12091	59092
320120 WATTLE EXTRACT	49298	287320	66638	313224
320190 OTH TANNING/EXTRACT VEG/GAMBER	47426	278781	37490	263762
320210 SYN ORGANIC TANNING SUBSTANCE	121147	996287	142620	926506
320290 OTH,INORGANIC TANING SUBSTANCE	92127	746207	173497	816030
320300 COLOUR MATTER,VEG/ANIMAL	3932	35357		31033
320411 DISPERSE DYES/PREP BASE THEROF	248440	1283968	238420	1025998
320412 ACID DYES PREMETALISE/PREP/DYE	154733	993666	221903	905000
320413 BASIC DYES/PREP BASE THEREON	98783	520778	104018	367491
320414 DIRECT DYES/PREP BASE THEREON	48836	228504	33250	150609
320415 VAT DYES INCL PIGMENT/PREPARAT	331024	1786090	224519	1802676
320416 REACTIVE DYES PREP BASE THREON	749131	4791983	795454	4724236
320417 PIGMENT PREP BASE THEREON	195317	1502023	251606	1357381
320419 OTH SYN ORGN COLOURING MATTER	188116	808959	83554	615105
320420 SYN ORGN PROD USE FLUORESCENT	68279	406616	58358	276215
320490 OTH,SYN ORGN COLOURING MATTER	17873	42120	6448	43724
320500 COLOUR LAKES,PREP AS SPECIFIED	22681	112695	15993	113039
320611 PIGMENT PREP TITANIUM DIOXIDE	371881	3255676	415014	3125294
320619 OTH,PIGMENT/PREP TITANIUM DIOX	7206	67810	9694	58886
320620 PIGMENT/PREP,CHROMIUM COMPOUND	2471	62429	17957	92644
320641 ULTRAMARINE/PEP BASE THEREON	2919	21868	2403	24345
320642 LITHOPONE/OTH PIGMENT/ZINC SUL	2336	18081	2448	25519
320649 OTH,COLOURING MATTER PREPARATN	41016	336976	70273	293701
320650 INORGANIC PRO USE LUMINOPHORES	386	1894	349	5383
320710 PREP PIGMENT/OPACIFIER/COLOURS	11494	122084	17989	85238
320720 VITRIFIABLE ENAMEL/GLAZE/ENGOB	4734	44162	1940	39397
320730 LIQUID LUSTER/SIMILAR PREPARAT	3106	12905	1418	10031
320740 GLASS FRIT/POWDER GRANULE/FLAK	77643	567371	89402	537054
320810 PAINT/VARNISH BASE ON POLYSTER	9660	104512	24291	143770
320820 PAINT/VARNISH,ACRY/VINYL POLYM	43571	208818	18519	108145
320890 OTH PAINT BASED ON POLYAMIDES	86621	859885	104677	806089
320910 PAINT/VARNISH ACRY/VINYL POLYM	6788	46378	5160	25490
320990 PAINT/VARNISH,SYN POLYMER/AQS	23227	114723	14378	206380
321000 OTH PAINT & VARNISH FOR LEATHE	24306	127890	19439	139559
321100 PREPARED DRIERS.	18698	91497	12801	87830
321210 STAMPING FOILS	20404	187550	20159	163444
321290 OTH,PIGMENT DISPERSE NON AQUOS	11567	119303	12000	116439
321310 COLOURS IN SETS	2601	26848	4166	17701
321390 OTH COLOUR ARTIST/PAINTERS	739	7324	18	1182
321410 GLAZIERS/GRAFTING PUTTY,RESIN	13570	201126	16306	142073
321490 NON-REFRACTORY SURFACING PREP	26749	175125	32288	158086
321511 ROLLING COATING PRINT INK BLK	50764	243401	41059	196663
340290 OTH ORG SURFAC ACT,WASH/CLEAN	172730	1095603	151567	830229
340311 PREP TEXTILE/LEATHER/OIL MATRL	48083	277647	30767	221687
340319 LUBRICAT PREP CONT PET/MIN OIL	65819	702606	71356	585887

Contd.

10.11 Imports by Economic Categories (Detail)

(In Thousand Rupees)

ITEMS	JANUARY, 2015	FROM JULY, 2014	JANUARY, 2014	FROM JULY, 2013
340391 OTH,PREP TEXT/LEATHER/FURSK ML	161860	1127174	157291	1078849
340399 OTH LUBRICAT PREP OIL/GREASE	54346	310481	51031	251223
340420 ART/PREP WAXES,POLYETHEL GLYCL	12904	146506	30292	168119
340600 CANDLES,TAPERS AND THE LIKE	20148	56385	16212	33489
340700 MODELING PASTE ETC RETAIL SALE	2312	35630	4229	18882
350110 CASEIN	3073	35597	3043	26730
350220 MILK ALBUMIN,INCL WHEY PROTEIN				21550
350290 OTH ALBUMIN O/T EGG ALBUMIN		22		1295
350300 GELATIN&GELATIN DERIVATIVE	2641	75057	14290	107242
350400 PEPTONEDERV,PROTEIN SUBSTANCE	4278	37649	3662	22751
350510 DEXTRIN,OTH MODIFIED STARCHES	30469	324450	24257	239899
350520 GLUES	8238	80303	10893	52433
350610 PROD SUITABLE USE GLUE/ADHESIV	19848	134093	21035	105191
350691 ADHESIVE/RUBBER/PLASTIC/RESIN	134766	785226	124359	536490
350699 OTH PREP GLUE/ADHESIVE	8388	77921	4245	67474
350710 RENNEN AND CONCENTRATE THEREOF	108	2949	59	1426
360690 OTH FERRO CERIU/OTH PYROPHORC	879	1977		545
370110 X-RAY FILM,PLATE IN FLAT UNEXP	137920	686036	72574	527847
370120 INSTANT PRINT FILM UNEXPOSED		163	1457	2964
370130 OTH UNEXPOSED PLATE>255MM	44152	371885	51608	253148
370191 O.PL/FILM-COLOUR PHOTOGRAPHY		92		8317
370199 OTH PHOTOGRAP/PLAT/FILM/UNEXPS	582	6260	12	225
370210 PHOT-FILM ROLL UNEXPOSE,X-RAY		87	5275	10844
370231 OTH PHOT/FILM ROLL<105MM	51	401		540
370239 OTH PHOT FILM ROLL ST/UNEXPOSE	19	1610	1635	7781
370243 PHOT FILM W>610MM,L<200M		43624	7786	44995
370244 PHOT FILMW>105MM BUT<610MM	30574	288231	46899	377366
370252 PHOT FILM W<16MM-COLOUR				71
370254 PHOT FILM W-16MM-35MM/L<30MM				3
370255 PHOT FILM W-16MM-35MM,L>30MC/L				1549
370297 PHOT FILM ROLL W-≤35MM/L<30M				266
370310 PHOT PAPER/BOARD/TEXT W>610MM		2431	452	896
370320 PHOT PAPER/BOARD/TEXT UNEX/COL	8275	42504	77	22984
370390 OTH PHOT PAPER/BOARD TEXT UNEX	10130	71044	12558	66167
370400 PHOT PLAT/FILM PAPER/BOARD EXP	685	2968		2028
370590 OTH PHOT PLAT/FILM	129	377	798	1711
370610 CINEMAGRAPHIC FILM EXPO/DEVEL	144	4050	1513	15442
370690 OTH CINEMA FILM EXPOSE DEVELOP	609	4372	504	3019
370710 SENSITISING EMULSIONS	3240	51860	14089	49631
370790 OTH CHEM PREP,PHOTOGRAPHIC USE	22926	115158	11925	85162
380110 ARTIFICIAL GRAPHITE	1114	26838		8042
380120 COLOIDAL/SEMI COLOIDL GRAPHITE	129	3980		3077
380130 CARBONEOUS PASTE ELECTRODE		3304		3016
380190 OTH,PREP GRAPHITE O/T CARBON	2602	8467	1972	4373
380210 ACTIVATED CARBON	5997	97097	14378	67568
380290 OTH ACT CARBON/NAT MINER PROD	7686	52606	7699	77960
380300 TALL OIL WHETHER/NOT REFINED		708		325
380400 RESIDUAL LYE FROM WOOD PULP NS	10609	95885	16867	73552
380510 GUM,WOOD,SULPHAT TURPENTIN OIL		885		337
380590 OTH TERPENIC OIL CONIFER WOOD	4649	49064		32260
380610 ROSIN AND ROSIN ACIDS	35399	616591	43633	379263
380620 SALT OF ROSIN/RESIN ACIDS DERV		51812		88794
380630 ESTERS GUMS	13166	70913	6507	43828
380690 OTH,ROSIN,SPIRIT,OIL,RUN GUMS	3997	55414	5360	39062
380700 WOOD TAR/OIL,CREOSOT,NAPTH ETC				28

Contd.

10.11 Imports by Economic Categories (Detail)

(In Thousand Rupees)

ITEMS	JANUARY, 2015	FROM JULY, 2014	JANUARY, 2014	FROM JULY, 2013
380850 INSECTICIDE/RODENTICIDE/ETC	16	1252	45	2679
380891 OTHER INSECTICIDES	246316	2471861	279787	2236427
380892 FUNGICIDES	251648	1851003	138796	1610328
380893 HERBICID,ANTISPROUTING PRODUCT	241598	3653766	337695	2217011
380894 DISINFECTANTS	18937	157998	21046	103196
380899 PLANT-GROWTH REGULATORS R.O-71	4816	59589	10060	63151
380910 FINISHING AGENT AMYLACOUS SUBS		4874	4	1714
380991 OTH FINISHING AGENT ETC TX ETC	198383	1658799	242776	1474976
380992 OTH FINISHING AGENT DYE CARIER	22057	134013	26805	140239
380993 OTH FINISHING AGENT DYE CARIER	76276	597665	93810	538421
381010 PICKLING PREP METAL SURFACE	31770	215254	57905	374491
381090 OTH PREP FOR METAL SURFACE	45795	221801	8306	51946
381111 ANTI-KNOCK PREP OF LEAD COMP				13
381119 OTHER,ANTI-KNOCK PREPARATIONS	4016	15802	3022	16003
381121 ADD LUBRICATE,PET OIL BIT MINE	421738	2868383	590924	2650426
381129 OTH ADDITIVE LUBRICATING OIL	100103	1029434	102350	516483
381190 OTH PREP ADDITIVE FOR LIQU USE	98606	1236695	142494	986314
381210 PREPARED RUBBER ACCELERATORS	14970	94427	10028	59842
381220 COMPOUND PLASTICIZER RUB PL	709	6860	33393	171707
381230 ANTI-OXIDISING PREPAR & COMPOU	71477	485777	71259	381419
381300 PREP/CHARG FIRE-EXTINGUISHERS	1013	30144	4844	28695
381400 ORGAN COMP SOLVENT/THINNER NES	6760	219940	21583	166872
381511 SUPORTED CATALYST WITH NI/COMP	13166	90220	1955	50829
381512 SUPORTED CATALYST WITH PR/METL		77550	611	73593
381519 OTHER,SUPPORTED CATALYSTS	1640	310212	58639	260215
381600 REFRACTORY CEMENT,MORTARS,CONS	27160	262834	55545	238635
381700 MIXE ALKYL-BENZEN&MIX AL-NAPHT	494947	5239700	531791	3954462
381800 CHEM ELEMENT/COMP DOP-ELECTRON	68	1250		22632
381900 HYDRALIC BRAKE FLUIDS/LIQUIDS	2792	59303	6245	65053
382000 ANTI-FREEZING PREP/DEICE FLUID	4065	87797	24121	71388
382100 PREP CULTURE MEDIA MICRO-ORGAN	5865	37369	7536	36972
382200 DIAGNOSTIC/LAB REAGENTS/PR-DIA	336514	3265437	438755	2998781
382311 STEARIC ACID	34616	169329	23685	123625
382312 OLEIC (OLIVE) ACID	5431	22287	6712	24693
382313 TALL OIL FATTY ACIDS	5462	12885		8422
382319 OTH INDUS MONOCARBOXYLIC F.ACI	274737	2145447	272978	1920866
382370 INDUSTRIAL FATTY ALCOHOLS	23119	101761	5022	44609
382410 PREP BINDER FOUNDRY MOUL CORES	10505	70032	5207	56442
382430 NON-AGGLOMERATED METAL CARBIDE			41	43
382440 PREPARED ADDITIVES FOR CEMENT	15604	142181	31473	191063
382450 NON-REFRACTORY MORTAR CONCRETE	181	10879	2711	9709
382460 SORBITOL O/TH SUB-H-NO.2905.44	71774	402818	57663	240269
382475 MIX CON CARBON TETRACHLORIDE		2		
382478 CON (PFCs)/(HFCs)BUT NOT(CFCs)	1010	16551		1405
382479 OTH MIX CON HALOGE DER OF METH	21420	105089	31027	91207
382481 MIX CON OXIRANE(ETHYLE OXIDE)				86
382490 OTH,CHEMICAL PRODUCT/PREPARA	1164180	9420216	1532473	9323965
382549 OTH WASTE ORGANIC SOLVANTS	25	25		
382590 OTH RESIDUAL OF CEHM.INDUSTRY		67		510
390110 POLYETHYLENE SP GRAVITY<0.94	1800468	17744172	2806843	15094661
390120 POLYETHYLENE SP.GRAVITY>0.94	1213703	12673583	1928690	10931462
390130 ETHYLENE-VINYL ACETATE COPLMER	174212	1392639	102458	1141858
390190 OTH POLYMER OF ETHYLENE P.FORM	276318	1431358	176079	798678
390210 POLYPROPYLENE	2453680	23817722	4405847	24690621
390220 POLYISOBUTYLENE	7490	38172	224	28798

Contd.

10.11 Imports by Economic Categories (Detail)

(In Thousand Rupees)

ITEMS	JANUARY, 2015	FROM JULY, 2014	JANUARY, 2014	FROM JULY, 2013
390230 PROPYLENE COPOLYMERS	648966	6457722	1017496	6160571
390290 OTHER OLEFINS IN PRIMARY FORMS	13050	154918	15214	143578
390311 POLYSTYRENE EXPANSIBLE	10853	65296	7363	60589
390319 OTHER POLYSTYRENE	15847	291897	95811	326184
390320 STYRENE-ACRYLONITRILE COPOLYMR	14240	187786	20332	172920
390330 ACRYLONITRILE-BUTADINE-STYRENE	223671	1417355	299351	1649488
390390 OTH POLYMERS OF STYRENE,P-FORM	21259	100117	22622	81251
390410 POLYVINYL CHLORIDE,UNMIX SUBST	158091	2278376	310990	1668589
390421 OTH POLYVINYL CHLORIDE,NON-PLA	12355	57659	8758	58381
390422 OTH POLYVINYL CHLORIDE PLASTIC	9671	157790	40811	158220
390430 VINYL CHLORIDE VINYL ACETATE	5791	24024	7306	34956
390440 OTH VINYL CHLORIDE COPOLYMERS	8107	40232	7519	58240
390461 POLYTETRALUOROETHYLENE	118	552		846
390469 OTHER, FLUORO-POLYMERS	2820	7950	2885	6207
390490 OTH POLYMERS OF VINYL CHLORIDE	674	6617	161	6024
390512 POLYVINYL ACETATE AQUE DISPERS	1661	22226	3415	29140
390519 OTH POLYVINYL ACETATE (PVA)	36	30731		36879
390521 VINYL ACETATE COPOLYMERS AQUEO	52486	268644	50624	243947
390529 OTH VINYL ACETATE COPOLYMERS	25431	94191	9127	78414
390530 POLYVINYL ALCOHOL W/N CON UNHY	153357	1097070	256475	1382489
390591 COPOLYMERS		9190		7269
390599 POLYMERS OF OTHER VINYL ESTERS	19096	203251	22951	157879
390610 POLYMETHYL METHACRYLATE	19786	108268	10458	105268
390690 OTHER,ACRYLIC POLYMERS P/FORMS	367152	2534227	410682	2254470
390710 POLYACETALS	15232	111867	23118	87923
390720 OTHER POLYETHERS	768722	5995019	997372	5786288
390730 EPOXIDE RESINS	73588	446342	71892	498911
390740 POLYCARBONATES	83654	625393	50158	406702
390750 ALKYD RESINS	12124	201446	21782	84739
390760 POLYETHYLENE TEREPHTHACATE(PET)	332559	2765404	352828	1595406
390770 POLY(LACTIC ACID)	3388	28384		9479
390791 OTHER POLYESTERS, UNSATURATED	94	19238	5128	23850
390799 OTH POLYESTERS IN PRIMARY FORMS	38115	218613	59087	254408
390810 POLYAMIDE-6,-11,-12,-6,6,-6,10	25997	136044	19965	108136
390890 OTH POLYAMIDE IN PRIMAR FORM	43703	238462	31011	182507
390910 UREA RESINS, THIOUREA RESINS	5865	29552	1416	36127
390920 MALAMINE RESINS	17937	107135	6158	100598
390930 OTHER AMINO-RESINS	1580	3237	352	3101
390940 PHENOLIC RESINS	33679	162177	9908	141788
390950 POLYURETHANES	215616	1482433	240609	1435605
391000 SILICONES IN PRIMARY FORMS.	257998	1941704	231398	1603098
391110 PETROL/COUMARONE,INDENE RESINS	17676	72936	2542	47943
391190 OTH,POLYSULPHIDE,SULPHONE/PLAS	13566	76754	11095	75301
391211 CELLULOSE ACETATES,NON-PLASTI				502
391212 CELLULOSE ACETATES,PLASTICISED			8	8
391220 CELLULOSE NITRATES(INCL COLLO)	59638	466455	57561	389329
391231 CARBOXYMETHYL CELLULOSE & SALT	77352	941304	90749	519709
391239 OTHER CELLULOSE ETHERS	108955	849110	166121	1125555
391290 OTH CELLULOSE & CHEM DERIVATIV	33872	215194	15997	189724
391310 ALGINIC ACID,ITS SALTS & ESTER	104622	1044756	126949	896653
391390 OTH NATURAL POLYMERS/MODIFI	6220	261597	36869	164381
391400 ION-EXCHANGERS BASED ON POLYMR	12922	149902	35814	172252
391510 WASTE,ETC OF ETHLY/POLYM/PLAST	5330	10003	2690	6760
391520 WASTE,ETC OF STYRENE/POLY/PLAS		39859		
391530 WASTEETC OF VINYL-CHLORIDE/PL	115606	569359	107903	476950

Contd.

10.11 Imports by Economic Categories (Detail)

(In Thousand Rupees)

ITEMS	JANUARY, 2015	FROM JULY, 2014	JANUARY, 2014	FROM JULY, 2013
391590 WASTE,ETC PLASTIC/PARING	28306	331136	169983	496877
391610 MONOFILAMENT D>1MM RD/ST/PROFI	300	16041	2292	7960
391620 MONOFILAMENT D>1MM-PL PO VICHL	2910	44777	4484	20083
391690 OTH MONOFIL D>1MM PLASTIC-TOH	13487	69569	6784	47155
391710 ARTIFI GUTS OF HARDEN PROTEIN	55	2892	2268	7329
391721 TUBE,PIPE HOSES,RIGID,OF POLYM	7218	68937	8340	35540
391722 TUBE,PIPE HOSES,POLYMER OF PRO	4556	47935	731	33785
391723 TUBE,PIPE ETC OF POLYMER VINYL	7770	97255	15020	80939
391729 TUBE,PIPE HOSE,RIGID,OTH PLAST	6065	101521	3726	37742
391731 FLEXIBLE TUBE,PIPE B-PRE27.6MP	10128	94925	6510	39988
391732 OTH,TUBE,PIPE HOSE W/OUT FITNG	1162	10655	586	19246
391733 OTH TUBE,PIPE NOT REINFORCED	1698	10205	546	5053
391739 OTHER TUBES,PIPES AND HOSES,	38915	287117	42563	304469
391890 FLOOR COVERING OF OTH PLASTICS	25553	117484	9882	34514
391910 SELF ADHESIVE PLAT,ETC W<20CM	144616	787979	82164	523298
391990 OTH,SELF-ADHESIV PLATE,W>20CM	283822	1793808	251674	1447890
392010 OTH PLATES,ETC PLASNON-CELULAR	142974	1021290	126200	833976
392020 OTH PLATE,ETC PLAST NOT REINFO	236460	841215	88841	758766
392030 OTH PLATE,SHEET,ETC OF PLASTIC	11293	135050	29405	189704
392043 OTH PLATE,MAT OF VINYL CHLORID	31302	200635	26966	181992
392049 OTH PLAT,ETC VINYL CHLORID FLX	104003	741609	104742	520430
392051 OTH PLATE,ETC ACRYLIC POLYMERS	13920	48263	1236	45205
392059 OTH PLAT,ETC OTH ACRYLPOLYEER	5917	18012	1316	7709
392061 POLY CARBONATE IN PLATE, ETC	3011	7761	2561	20798
392062 OTH PLATE ETC POLY(ETH TEREPH)	35940	120415	59566	236131
392063 OTH PLATE ETC UNSAT-POLYESTERS	56057	163163	15350	133107
392069 OTH PLATES ETC OF OTH POLYESTR	11630	43452	11757	79608
392071 OTH PLAT ETC PLAS OF REG CELUL		6222	880	6060
392073 OTH PLATETC PLASTIC NON CELLU		130		291
392079 OTH PLAT ETC-PLAS OF CEL DERIV		207		
392091 OTH PLATETC PLAS OF PO BUTRAL		14572	5278	18474
392092 OTH PLAT ETC-PLAS OF POLYAMIDE	3947	14095	6799	15715
392093 OTH PLAT ETC-PLAS OF AMINO-RES		162		
392094 OTH PLAT ETC-PLAS OF PHENORES N		12671		2030
392099 OTH PLAT ETC-PLAS OF OTH PLAST	51407	355903	42344	275761
392111 PLATES ETC OF PLAS POLY/STYREN	2396	12195	411	3795
392112 PLAT ETC PLASTIC CEL P-VIN-CHL	34482	332131	47746	226705
392113 PLAT ETC PLA CEL OF POLUURETHA	65684	616643	206660	1090834
392114 PLAT ETC PLA CEL OF REGERATED	1913	8440	2408	7156
392119 FLAT SHET ETC PLA CEL OTH PLAS	18901	162592	39583	302075
392690 OTH, ARTICLES OF PLASTICS	284725	2218863	335347	2139715
400110 NATURAL RUBBER LATEX	142406	1605086	274137	2116066
400121 SMOKED SHEETS	101745	921484	105033	729714
400122 TECH SPECIFIED NATURAL RUBBER	83266	1021434	130732	1381295
400129 OTHER NATURAL RUBBER	9834	103463	39083	172232
400130 BALATA,GUTTA-PARCHA,CHICLE ETC				404
400211 STYRENE-BUTADIENE RUBBER LATEX	90175	744729	129587	720929
400219 STYREN BUTADIEN RUBER CARBXyla	297870	1889794	296994	1491987
400220 BUTADIENE RUBBER (BR)	19100	110048	45191	266798
400231 ISOBUTENE-ISOPRENE RUBBER(IIR)	58939	745713	123370	1053460
400239 OTH,HALO-ISOBUTENE-ISOPRENE RU	36025	83306	16823	141356
400241 CHLOROPRENE RUBBER LATEX (CR),		424		
400249 CHLOROPRENE RUBBER O/THAN LATX	45456	252782	32345	240970
400251 ACRYL BUTADIENE RUBBER LATEX	244	250		41445
400259 ACRY BUTAD RUBBER O/THAN LATEX	68444	268858	54994	179620

Contd.

10.11 Imports by Economic Categories (Detail)

(In Thousand Rupees)

ITEMS	JANUARY, 2015	FROM JULY, 2014	JANUARY, 2014	FROM JULY, 2013
400270 ETHYL PROPLENE-NON-CONJUGATED	5450	127087	45010	210967
400291 OTH SYNTHETIC RUBBER FACTICE		917	24742	115642
400299 OTH SYN RUBBER FACTICE D/F OIL	3833	123331	16521	107856
400300 RECLAIMED RUBBER PRIMARY FORM	31163	221205	30095	198948
400400 WASTE,PATOMGS&SCRAP O/TH H-RUB	72158	739910	164336	821408
400510 COMP WITH CARBON BLACK OR SILI	9447	92302	14342	95818
400520 SOLUTION/DISPERS O/T H-4005.10	187	276		216
400591 PLATE,SHEET STRIP UN-VUL RUBER	661	6853	21	1865
400599 OTHER COMPOUNDED RUBBER	31330	152447	30013	119753
400690 OTH FORM&ARTIC UNVULCAN RUBBER		28687	229	6721
400700 UNVULCA RUBBER THREAD & CORD	12546	111112	12734	107692
400811 PLATE,SHEET ETC CELLU VULC RUB	4859	37080	21763	73656
400819 RODS&OTH FORMS OF CEL.VULC RUB	2381	11721		7176
400821 PLAT,SHET N-CELU VULCANI RUBER	33102	346242	39790	210146
400829 RODS&OTH FORM OF N/CEL VUL RUB	3126	47079	6929	50785
400911 TUBE,PIPE OF RUBBER W/O.FITING	23436	187597	23296	123641
400912 TUBE,PIPE OF RUBER WITH FITING	1169	13273	2683	11559
400921 TUBE,PIPE OF RUB W/O.METL.FIT	766	30487	4342	120750
400922 TUBE,PIPE OF RUB WITH METL.FIT	1905	5353	1792	11719
400931 TUBE,PIPE RUB W/O TEX.METL.FIT	6196	54857	19249	45431
400932 TUBE,PIPE RUB W/TEX.METL.FIT	90	19337	572	5173
400941 TUBE,PIPE RUB W/O OTH.METL.FIT	2001	34217	5278	36249
401700 HARD RUBER IN ALL FORMS/ARTICL	1223	9264	1433	10621
410120 W.HID&SKIN BOV.WT8-10KG.UN.SPL	141	19545		9944
410150 WHOLE,HIDE/SK BOV ANI F>16 KG	71349	447475	29327	251212
410190 OTH HIDES INCL BUTT,BEND&BELIE		4940		13664
410210 RAW SKINS OF SHEEP/LAMB W/WOOL	371992	2195220	571929	3144967
410221 RAW SK SHEP/LAM W-OUT WOOL PKD	20255	128187	46095	177771
410229 OTH RAW SK SHEP/LAM W/OUT WOOL	35244	170796	11816	34634
410320 RAW HIDES & SKINS OF REPTILES	5217	5217		
410390 OTH,HID/SK FRE SALTED,DRIED,LA	76707	653969	42924	395796
410411 HIDE/SKIN FULL GRAIN UNSPLIT		23025	6023	15430
410419 OTH HIDE,SKIN WET STATE	15262	105214	36040	161421
410441 HIDE,SKIN FULL GRAIN DRY STATE		23193		25930
410449 OTHER HIDES DRY STATE(CRUST)	676	33562		4417
410510 WET BLUE LAMB,SHEEP SKIN	159858	742462	217906	1050413
410530 SHEEP/LAMB SKIN NO WOOL CRUST		10520		36300
410621 GOAT/KID SKIN WET BLUE	69770	424718	79696	509587
410622 GOAT/KID SKIN CRUST	13427	72002	18962	130476
410691 OTH WET BLUE SKINS		34	2251	6030
410711 WHOLE HIDE SKIN FULL GRAIN BOV		3057	540	2469
410712 WHOLE HIDE/SKIN GRAIN SPLIT BV		3138		12717
410719 OTH WHOLE HIDE/SKIN BOV ANIMAL	32179	575161	42758	412517
410791 OTH HIDE INCL SIDES FULL GRAIN		189		
410792 OTH HIDE INCL SIDE GRAIN SPLIT	2206	16169		2685
410799 OTH LEATHER FURTHER PREPARED	18508	79986	26130	87859
411200 PREPARED LEATHER SHEEP/LAMB	5908	45189	6620	38060
411310 LEATHER PREP.AFTER TANN GOAT	31396	136004	28529	111816
411390 OTH LEA FURTHER PREP.AFTR TANE	5514	37251	1502	10430
411410 CHOMIS LEATHER	4	168		
411420 PATENT LAMINATED METALIS LEATH		15688	96	2501
411510 COMP. LEATHER WITH BASIS LEATH	13766	96081	8694	45234
411520 PARINGS, OTH WASTE OF LEATHER	208	3437	20512	21297
420600 ARTI OF GUT OF BLADER/ TENDONS				5
430110 MINK SKINS,RAW,WHOLE/W/O HD,TA			91	128

Contd.

10.11 Imports by Economic Categories (Detail)

(In Thousand Rupees)

ITEMS	JANUARY, 2015	FROM JULY, 2014	JANUARY, 2014	FROM JULY, 2013
430219 OTH,FURSKINS,WHOLE,W&W/OUT H&T	1113	15778	5213	25375
440110 FUEL WOOD,IN LOGS,BILLETS ETC		193		52
440122 WOOD IN CHIPS OR PART NON-CON				620
440310 WOOD TRET WITH PAINT,STAIN ETC	4074	26247	3624	47327
440320 OTH,CONIFEROUS SPECIES ROUGH	14400	106882	3785	48783
440349 OTH,WOOD,NON-CONF SPECIES ROUG	23615	156092	38731	226208
440391 OTH WOOD OAK LOGS NON-CONFIFER	443	443	258	258
440399 WOOD OF OTHER NON-CONF SPECIES	84271	457622	40680	281815
440410 CONIFEROUS	2517	32921	6400	30325
440420 NON-CONIFEROUS		5	175	229
440799 OTH WOOD NON-CONF.SPECIES	119711	1014100	108690	743363
440810 CONIFEROUS SHEET FOR VENEERING	8635	43774	13638	41040
440831 VENEER/DARK RED MERANTI SHEETS		1547		
440839 OTH VENEER SHEET/TROPICAL WOOD	5798	29811	1441	28806
440929 OTHER NON-CONIFEROUS WOOD	343	1251	150	2693
441011 PARTICLE BOARD OF WOOD	5651	100593	73	83526
441012 ORENTED STRAND BOARB UN-WORKED	13	5158		4554
441019 OTH P-BOARD OF LIGNEOUS MATERI	336	373		
441090 OTH P-BOARD NOT AGGLOM W-RESIN		1691		324
441112 MEDIUM DENSITY BOARD (MDF)	121981	724332	161182	632415
441113 (MDF)THICKNESS 5MM TO 9MM	19980	188650	22569	134313
441114 (MDF)THICKNESS EXCEEDING - 9MM	120811	796993	122521	658793
441192 OTH (MDF)DENSITY EXC 0.8 g/cm3	162	162	168	168
441193 OTH (MDF)DENSITY 0.5-0.8g/cm3	185894	738004	64878	727821
441194 OTH (MDF)DENSITY NOT> 0.5g/cm3	1400	8344		6554
441210 P-WOOD,VENEER PANELS OF BAMBOO	31	228		36
441231 OTH P-WOOD OF WOOD SHEET -6MM				4080
441232 OT P-W OUTER PLY NON-CONIFE-WD	27640	164410	14085	103509
441239 OTH PW CONSIST OF WD SHEET-6MM	9804	51612	7260	23727
441294 OTH BLOCKBOARD,LAMINATED&BATEN	1168	5958		2578
441299 OTH PW CONSIST OF WOOD SHEET	21	1222	1312	12740
441400 WOODEN FRAMES FOR PAINTINGS	907	4746	2157	7808
441510 CASES,BOXES,CRATES,SIM/PACKING	160	39755	137	1950
441520 BOX PALLETS& OTHER LOAD BOARD	2	12832		38
442190 OTHER,ARTICLES OF WOOD	10981	82161	11190	47537
450110 NATURAL CORK,RAW/SIMPLY PREPAR		3556		1116
450190 WASTE CORK,CRUSHED,GRANULATED		6116	1003	6442
450310 CORKS AND STOPPERS		6		5
450390 OTHER ARTICLE OF NATURAL CORK		50		43
450410 BLOCK PLATE SHEET,STRIP CORK	835	11175	2983	12957
460290 OTH BASKET/WICKERWORK/LOOFAH	562	3425	113	1454
470100 MECHANICAL WOOD PULP		324226	37754	343496
470200 CHEM WOODPULP,DISSOLVING GRADE	15238	67459	15534	81667
470311 CHEM WOODPULP UNBLECHED CONIFE	42732	542525	84849	427687
470319 CHEM WOODPULP UNBLE NON CONIFE			3912	9742
470321 CHEM WOODPULPSEMIBLEACH/BLEACH	145894	1999665	347678	2447773
470329 OTH CHEMWOODPULP BLE/SEMI-BLEH	110268	1826267	55037	1649301
470421 CHEM WOODPULP,S-BLE/BLE CONIFE				7970
470429 CHE W-PULP,S-BLE/BLE NON-CONIF	5234	155677	14377	168242
470500 SEMI-CHEMICAL WOOD PULP	15	675391	104101	546736
470620 PULP OF FIBRES DERI FROM W-SCR	423	23988		18763
470693 PULP OBTAIN.COMBIN OF CHE/MECH				
470710 UN-BLEACHED KRAFT PAPER	16	96361	6892	211520
470720 RECOVERED PAPER/PAPER BOARD BL	97	97		4630
470730 PAPER/PAPERBPARD MACHINE PULP		7491		4596

Contd.

10.11 Imports by Economic Categories (Detail)

(In Thousand Rupees)

ITEMS	JANUARY, 2015	FROM JULY, 2014	JANUARY, 2014	FROM JULY, 2013
470790 WASTE & SCRAP OF OTHER PAPER	159010	1144781	263587	1531975
480100 NEWSPRINT, IN ROLLS OR SHEETS	528234	3706724	480713	3167197
480210 HAND-MADE PAPER & PAPERBOARD		288	229	1198
480220 PAPER/P-BOARD PHOTO-SENSITIVE	45	3764		391
480240 WALL PAPER BASE		56		
480254 OTH PAPER & PAPERBOARD<40G/SQM	8015	43170	11331	48011
480255 OTH PAPER&PAPERBOARD>40-G/SQM	96894	1481878	307321	1535986
480256 OTH PAPER&PAPERBOARD IN SHEETS	106494	386334		15
480257 OTH PAPER WT 40-150 G/M2	19364	280261	20873	244754
480258 PAPER & BOARD WT>150G/M2	56766	375853	26437	183704
480261 OTH PAPER&PAPERBOARD IN ROLLS		442		3623
480262 OTH PAPER&PAPER BOARD IN SHEET	201107	1341883	202552	1425519
480269 OTH U-C CARBONISING BASE PAPER	719	8911	1909	10289
480300 TOILET FACIAC TISSUE/TOWEL ETC	32406	150394	29743	128738
480411 KRAFTINER UN COATED UN-BLEACH	152540	842931	117028	655616
480419 OTH KRAFTLINER UNCOAT ROL/SHET	79257	532126	33925	334241
480421 SACK KRAFT PAPER, UNBLEACHED	219220	2725997	311503	2044699
480429 OTH SACK KRAFT PAP UN-COT RISH	15	21736		36845
480431 OTH KRAFT P1BORD WT150G/SQMUNB	17366	210138	11781	202608
480439 OTH UNC K-P/BORD WT150G/SQMUB	8971	164474	53417	172327
480441 OTH KR.P/BORD W>150G<2259-UNBL				691
480442 OTH KRAFT 150-225G BLECH		17250	216	4275
480449 OTH KRAFT PAPER IN ROCC/SEETS		3265		13323
480451 OTH KRAFT PAPER 225G ON BLEACH		5491		3372
480459 OTH KRAFT PAPER IN ROLL 225G		64166		7499
480511 SEMI-CHEMICAL FLOUTING PAPER	59697	95351	6770	73993
480512 STRAW FLUTING PAPER		68		2250
480519 OTHER FLUTING PAPER	48472	335075	41985	155639
480524 TESTLINER BD WT150G/M2 OR LESS	8784	81413	7223	73183
480525 TESTLINER BOARD WT>150 G/M2	24781	113104	16394	135940
480530 WRAPPING PAPER, UNCOAT	43906	199628	23154	210590
480540 FILTER PAPER/PAPERBOARD, UNCOAT	1053	8222	948	17478
480550 FELT PAPER/PAPERBOARD, UNCOATED				1170
480591 OTH P&P/ BOARD<150G UNCOATED	28822	164252	34547	173232
480592 OTH P&P/BOARD 150-225G UNCOAT	12568	101848	9820	71511
480593 OTH P & P BOARD<225G UNCOATED	15838	105079	22810	99126
480610 VEGETABLE PARCHMENT PAPER		3882		3124
480620 GREASEPROOF PAPERS	2127	12155	2652	10512
480630 TRACING PAPERS	3999	17483	1630	16996
480640 CLASSINE/GLAZED TRANSPA PAPER	4575	89256	4936	39980
480700 COMPOSITE P/BOARD STICKING FLA	1636	35248	6616	28838
480810 CORRUGATED P&P/BOARD PERFORTED		264	405	950
480840 SACK KRAFT PAPER CREPED/EMBOSD	485	1838		1844
480890 OTH PAPER, CREPED/EMBOSSD/PERF	3667	26797	3281	21482
480920 SELF COPY PAPER	31989	247678	26975	175751
480990 OTH COPYING / TRANSFER PAPERS	3241	24502	3277	19775
481013 P&P/BOARD FOR WRITING/PRINTING	83909	767068	63774	1138759
481014 P&P/B IN SHEET 1-SIDE<435/297M		139		
481019 OTH PAPER&PAPERBOARD IN SHEET	27434	334583	41990	710571
481022 LIGHT WEIGHT COATED PAPER		9543	2044	5664
481029 OTH LIGHT WEIGHT COATED PAPER	178156	1978091	84649	333008
481031 KRAFT PAPER&BOARD WT 150G/M2		1201		
481032 KRAFT PAPER&P/BOARD WT>150G/M2	4578	45420	2853	27775
481039 OTH KRAFT PAPER&P/BOARD BLEACH	254	5516	975	9654
481092 OTH PAPER&P/BOARD MULTI-PLY	574783	6031982	530739	3830395

Contd.

10.11 Imports by Economic Categories (Detail)

(In Thousand Rupees)

ITEMS	JANUARY, 2015	FROM JULY, 2014	JANUARY, 2014	FROM JULY, 2013
481099 OTH PAPER&P/BOARD COATED	24304	189394	27079	139227
481110 P&P/BOARD,TARRED,BITUMINISED	410	3600		3389
481141 GUMMED ADHESIVE PAPER & BOARD	134320	696503	196061	1105811
481149 OTH GUMMED/ADHESIVE P&P/BOARD	20707	149368	3302	101072
481151 PAPER&PAPER BOARD PLASTIC COAT				75
481159 OTH P&P/BOARD PLASIC COAT.	171085	1934118	225190	1704053
481160 P&P/BOARD COATED WAX COVERED.	26426	283490	62235	397625
481190 OTH P&P/B CELLULOSE WADDING	163493	886713	207211	814789
481320 CIGRETTE PAPER IN ROLL WTH SCM	59238	404582	71414	422331
481390 OTH CIGARET PAPER,BOOKLET/TUBE	51538	424942	26495	277862
481420 WALL PAPER COVERD WITH GRANITE	16309	85614	3313	34409
491199 OTHER, PRINTED MATTER	27695	564604	21402	250099
500100 SILK-WORM COCOONS FOR REELING		1138		
500200 RAW SILK (NOT THROWN)	21946	66031	13635	35722
500300 SILK WASTE, YARN WASTE&G-STOCK		2595		1490
500400 SILK YARN,NOT RETAIL SALE	35494	227648	51490	218446
500500 YARN SPUN FROM SILK,WASTE NRS	38801	358602	53489	327518
500790 OTHER SILK FABRICS	294783	1581052	123585	470719
510111 SHON WOOL GREASY	192	9539		
510119 OTHER GREASY FLEECE WSHED WOOL	24512	355113	36859	206506
510121 SHORN WOOL, DEGREASED				8608
510129 OTHER DEGREASED WOOL NOT CORBO	14	34113		5060
510130 CARBONISED WOOL	8026	43180	20374	102456
510219 OTH FINE ANIMAL HAIR KASHMIR	10081	10081		
510220 COARSE ANIMAL HAIR		6		
510510 CARDED WOOL	248	1021		
510521 COMBED WOOL IN FRAGMENTS				2481
510529 OTHER WOOLTOPS&COMBED WOOL		19465		24107
510531 FINE ANIMAL HAIR,CARDED/COMBED		18730	3863	22843
510539 OTH F-ANIMAL HAIR,CARD/COMBED		65		
510610 YARN OF CARDED WOOL 85% WT WOL	20299	177411	8859	127873
510620 YARN OF CARDED WOOL<85% W WOL	3468	126158	9794	87778
510710 YARN OF COMBED WOOL-WOOL=>85%	6462	36994		3829
510720 YARN OF COMBED WOOL-WEIGHT<85%		9680		4258
510910 YARN OF WOOL /ANIMAL HAIR 85%>		2477		
511300 WOV. FAB. COARSE ANIMAL HAIR.				1351
520100 COTTON, NOT CARDED OR COMBED.	2898173	14333679	13491946	31370672
520210 YARN WASTE(INCL.THREAD WASTE)		14496		11084
520299 OTHER COTTON WASTE	19162	124225	14082	63853
520300 COTTON, CARDED OR COMBED.		1679		4702
520411 COTTON SEWING THREAD 85%/MORE				1302
520419 OTH COTTON SEWING THREAD 85%>	25	2449	1597	4759
520420 COTTON SEWING THREAD,RETL SALE	61	840		3709
520511 SIN.COT.YAR.U.COM.FIB.D-714.29	39412	145873	56717	599888
520512 S-COT.YARN UCF.D-232.56-714.29	61595	462584	172604	776254
520513 S-COT.YARN UCF.D-192.31-232.56	22146	113363	73088	245346
520514 S-C. YARN UCF D-125.00-193.31.	10266	39512		4905
520515 S/C YARN UCF.D< 125.00-193.31.		42463	24102	80766
520521 S/C YARN COM.FIB D-714.29/MORE				8737
520522 S/C YARN LF.DX.232.56-714.29	63729	447440	8011	637454
520523 S/C.YARN LF.DX.192.31-232.56	22925	22925	3555	378789
520524 S/C YARN COM.FIB.125-192.31-DX	4648	50550	54435	293702
520526 S/C YARN LF. DX. 106.30-125.	12319	228439		117052
520527 S/C YARN COM.FIB.106-36-125-DX	113159	1460525	258605	1659862
520528 S/C YARN COMBED FIB.< 83.33-DX	284289	1922466	378051	1927672

Contd.

10.11 Imports by Economic Categories (Detail)

(In Thousand Rupees)

ITEMS	JANUARY, 2015	FROM JULY, 2014	JANUARY, 2014	FROM JULY, 2013
520531 MUL/CAB.C/Y.ULF.>714.29DECITEX		33109	100953	1047048
520532 MUL/CAB C/Y ULF.232.56-714.29D		10810	19133	22539
520534 MUL/CAB.C/Y ULF.125-192.31 DX.				19130
520535 MUL/CAB.C/Y UN.COM.FIB<125.DX.	35379	143114	116050	822067
520542 MUL/CAB.C/Y CF.232.56-714.29DX	13874	62008	11229	21899
520543 MUL/CAB.C/Y CF.129.31-232.56DX	103	103		
520544 MUL/CAB.C/Y C.FIB-125-192.31DX	6477	6477		11756
520547 MUL/CAB C.Y CF.83.33-106-38 DX				24802
520548 MUL/CAB.C/Y COM.FIB.< 83.33.DX	9663	62614		43178
520611 S/C YARN UN COM. FIB>714.29 DX	26494	73481	6800	44969
520612 S/C YARN UN.COM. FIB.<71429.DX	6103	21904		4100
520613 S/C.YARN UN.COM.FIB.<832.56DX.			2702	2702
520614 S/C YARN UN.COM.FIB.<192.31DX				3044
520615 S/C YARN UN.COM. FIB.<125DX.		969	975	975
520621 S/C YARN COMBED FIBRE 714-29DX				30
520622 S/C YARN COMBED FIB.<714.29DX				7085
520623 S/C YARN COMBED FIB.<232.56DX			7156	9366
520634 MUL/CAB C/Y UCF <192.31,125DX				252
520635 MUL/CAB C/Y UN-COM F/B<125DX		10290		16163
520642 MUL/CAB C/Y CF<714.29,232.56D				96
520710 C/Y CON>85 % WT OF COT PER-SAL		654		36
521225 OTH W-FAB COT PRINTED>200G/SQM		1650		1449
530110 FLAX, RAW OR RETTED			6532	13158
530121 FLAX,BROKEN OR SCUTCHED N-SPUN	7429	11492		11719
530129 OTH, FLAX,HACKLED NOT SPUN		68086		3459
530310 JUTE/OTH TEXT BAST FIB RAW/RET	426765	2384914	466392	2696309
530390 OTH, WASTE OF JUTE&TEXTILE FIB		22974	24958	24958
530500 COCONUT,ABACA RAMIE,RAW/PROCE	7792	83479	9844	263265
530610 SINGLE FLAX YARN	13538	69194	19601	65864
530620 MULTIPLE OR CABLED YARN	293	293	916	916
530710 SINGLE,YARN OF JUTE OR OTH FIB	5058	34006	16630	57087
530720 MULTIPLE OR CABLED YARN(RAMIE)	2730	25655	4607	20004
530810 COIR YARN	4104	24635	3238	24019
531100 WOV FAB OF OTH VEG TEX FIB		2279		1260
540110 SEWING THREAD SYTHA FILAMENT	47004	363709	46331	578829
540120 SEWING THREAD ARTIFICIAL FILAM	129935	1082803	253551	1125791
540211 HIGH TENANCITY YARN OF ARAMIDS				4872
540219 OTH HIGH TENANCITY NYLON YARN	1823	33141	3296	7537
540220 HIGH TEN YARN OF POLYESTERS	8679	43558	3800	9463
540231 FILAMENTS YARN NYLON POLY 50	99421	765002	154155	755451
540232 FILAMENTS YARN NYLON/OTH POLY	5504	112234	29576	154290
540233 FILAMENTS YARN OF POLYESTERS	1683718	11526696	2630223	12605122
540234 TEXTURED YARN OF POLYPROPYLENE	14631	99133	4244	44173
540239 OTH, SYNTHETIC FILAMENTS YARN	34014	256286	22334	163416
540244 OTH YARN SINGLE UN-TWIST/TWIST	342271	2891877	479856	2851012
540245 ELASTOMERIC YARN OF NYLON	53899	367351	54412	423015
540246 ELASTOMERIC YAR,POLY-PARTIALLY	7272	38185	5913	24450
540247 ELASTOMERIC YARN OF POLYESTERS	512689	3583559	634294	2894094
540248 O-ELASTOMERIC OF SPANDEX/LYCRA	13865	47277	6922	20525
540249 OTH,YARN,SINGLE,50 TURNS/MTR	3082	100802	36746	266608
540251 OTH S/Y TWIST>50/M NYLON,POLYA	2619	21701	5485	16103
540252 OTH S/Y TWS>50/M OF POLYESTER	19681	217443	39519	322191
540259 OTH S/Y TWS>50M OF OTH POLYEST	238	17766	4183	76136
540261 OTH Y-MULTIPLE/CAB NYLON/POLYM		66063	56181	292197
540262 OTH Y-MULTI/CAB OF POLYESTER	82598	666743	90695	418823

Contd.

10.11 Imports by Economic Categories (Detail)

(In Thousand Rupees)

ITEMS	JANUARY, 2015	FROM JULY, 2014	JANUARY, 2014	FROM JULY, 2013
540269 OTH Y-MULTI/CAB NOT RETAIL SAL	11661	85234	498	11272
540310 HIGH TENACITY YARN OF VISCOS				1
540331 OTH Y/S UN-TWST VISCOSE RAYON	890230	5951691	956045	5497624
540332 OTH Y/S VIS RAY >120TURNS/MTRS	408598	3016001	322670	1671888
540333 OTH YARN,SINGLE CELLULOSE ACET		33205		9670
540339 OTH ARTIF FILAMENT YARN SINGL	47994	309908	40323	230441
540341 OTHER YARN OF VISCOSE RAYON		33071	768	110036
540349 OTH ARTI FILAMENT YRN VIS RAYO		3002	755	1440
540411 ELASTOMERIC SYN-MONOFILAMENT	487	16059	54	1547
540412 OTH MONOFILAMENT OF POLYPROPYL		18560		13167
540419 OTH SYN MONOFILAMENT OF 67-DEX	14615	94554	10586	63745
540490 OTH SYNTH YARN & SYNTH TEX MAT	7198	77322	9854	124113
540500 ARTIFICIAL MONOFILAMENT67D/MORE		499		
540834 OTH WOV FAB ART.FIL YARN PRINT		272		8
550110 SYN FIL TOW NYLON/O0POLYAMIDES				169
550120 SYN FILAMENT TOW OF POLYESTERS		44431	12624	54947
550130 ACRYLIC OR MODACRYLIC	339376	1658160	446277	1758151
550190 SYNTHETIC FILAMENT TOW,N.S.		25374	15325	38110
550200 ARTIFICIAL FILAMENT TOW	162018	2722153	629920	2918134
550311 SYN STAPL FIB OF NY OF ARAMIDS		14435	3569	12291
550319 OTH SYN STSPL FIB NOT CARD/COM	715	169145	5802	53070
550320 SYN STA FIB POLYESTER N-CRD/CD	1460540	9875412	1311952	8050558
550330 SYN STA FIB ACRYLIC N-CRD/COMD	284641	2538090	241670	1987830
550340 SYN STAFIB POLYPROPYLENE N-C/C		7622		
550390 SYN STAPLE FIB NOT CARDED/COMB	9516	17288	7021	26361
550410 ART-STA FIB VIS RAYON N-CRD/CO	1122861	11620345	1398079	7745550
550490 OTH ART STAPLE FIB NOT CARDED	462468	3563319	551494	2548421
550510 WASTE SYNTHETIC FIBRES	920	6897	2001	4460
550520 WASTE ARTIFICIAL FIBRES		3604		
550610 SYN STA FIB CRD,COM SPIN NYLON		31369		
550620 SYN STA FIB CRD,COM SPN POLYES	44735	177921	58560	208336
550630 ACRYLIC FIBRES CARDED/COMBED		1561		8805
550690 SYNTHETI FIB CARDED/COMBED NS		992		58
550700 ARTIFI STAPLE FIB CARDED/COM				1051
550810 SEWING THREAD SYN STAPLE FIBRE	131	18264	8485	72441
550820 SEWING THREAD ART STAPLE FIBRE		48855	28220	68922
550911 S/Y STA FIB 86% WT NYLON	10324	493695	35151	351176
550912 MULTI CAB YRN SYN FIB NYL 85%W	149	149	1259	127109
550921 S/Y SYN STA FIB 85% WT POLYSTR	336479	3139619	359067	3169036
550922 MULTI STA FIB 85% W POLYESTER	104535	674799	41790	432494
550931 SINGLE YARN85% OR MORE ACRYLIC	30237	109569	72152	97168
550932 MUL/CAB YARN 85% ACRYLIC FIB	86996	494119	108610	215148
550941 SINGLE YARN 85% WT SYN STA FIB		36709	18730	47437
550942 MUL/CAB YARN SYN STA FIB 85%WT				1476
550951 O/YRN POLYES STA FIB MIX ARTIF	320608	1739936	155137	1054948
550952 O/YRN MX WITH WOOL/FINE A-HAIR				1166
550953 OTH YRN OF POLYESTER MIX COTTN	10861	22449	4774	15903
550959 OTH YRN OF POLY STAPLE FIBRE	51428	245496	44358	259624
550961 O/YRN OF ACRYLIC S-FIB MX WOOL		76340		49823
550962 OTH YARN ACRYLIC MIX COTTON		4220		
550969 YARN ACRYLIC FIB NOT FOR R-SAL	34066	304635	62209	357014
550999 OTH YARN SYN FIB NOT FOR R-SAL	8052	70608	5500	59962
551011 S/YRN ART STA FIB>85% STAPLE-F	105473	827966	63529	538263
551012 MUL/CAB YARN ART STA FIB>85%W	3427	27199		25238
551030 O/YRN ART STA FIB MIX COT-NRS		17		

Contd.

10.11 Imports by Economic Categories (Detail)

(In Thousand Rupees)

ITEMS	JANUARY, 2015	FROM JULY, 2014	JANUARY, 2014	FROM JULY, 2013
551090 O/YRN ATT STA FIB<85%ART ATA-F		4348	16643	46395
551120 YARN<85% BY WT SYN STAP FIBRE		18946		1649
560290 OTH FELTS,NOT IMPREGNATE,COAT	21704	103734	8375	64556
560311 N-WOVNS, M-MADE FILA>25G/SQM	106328	485048	112679	352539
560312 N-WOV,M-MAD FIL>25G/SQM>70GSQM	80708	709876	125518	406480
560313 N-WOVNS,M-MAD FIL>70G/SQM>150G	47029	201820	42937	235814
560314 N-WOV,M-MAD FLAME WT>150G/SQM	8863	114673	28635	110685
560391 OTH NONWOVENS, WT>25 G/SQM	1511	3763		1338
560392 OTH N-WOV,WT>25G/SQM>70 G/SQM	1361	20042	5032	34184
560393 OTH,NON WOVEN>70G/SQM>150G/SQM	4387	16015	2787	23751
560394 OTH,N-WOVEN WEIGHING>150G/SQM	233499	1305561	174904	843916
560410 RUBBER THREA AND CORD,TEX COVE	3492	22202	6066	44310
560490 OTHER,TEXTILE COVERED MATERIAL	6257	57361	6243	61405
581099 OTH TEXTILE MATERIAL.		385	6554	58850
581100 QUILTED TEXTILE PRODUCT PIECE.	199	33227	21226	47767
590110 TEX FAB.GUM COATED/AMYLAC,SUBS	6032	23707	4718	33764
590290 OTH,TYRE CORD FAB YARN VIS-RYN		364		
590310 TEX.FAB.IMP,COV/LMTD PICAL.	122092	877009	112133	682293
590320 TEX.FAB IMP,COATED,POLYURETHAN	234694	1250131	117721	674555
590490 OTH FLOOR COVERINGS, LINOLEUM	119	119		
590500 TEXTILE WALL COVERINGS.		98		79
590610 ADHESIVE TAPE < 20 CM	756	15686	801	8558
590691 RUBBERISED TEX FAB,KNIT/CROCH	2464	7416	4926	6821
590699 OTHER,RUBBERISED TEX FAB,N.S	11525	70013	31617	167956
590700 TEXTILE FABRICS O/W IMPG/COATD	22415	152977	48421	220673
630800 SETS OF WOVEN FABRICS AND YARN		35		70
630900 WORN CLOTHING&OTH WORN ARTICLE	1084709	7293413	1401874	10726424
631010 USED&NEW RAGS,SCRAP,TWINE,ETC	174	2014		2509
640590 OTHER FOOTWEAR	1015	68662	2006	81071
640610 OTH PARTS OF FOOTWEAR N.S.	177	44438	2870	19061
640620 OUTER SOLE/HEEL OF RUB/PLASTIC	21754	84783	41470	90109
640690 PARTS OF FOOTWEAR/OTH MATERIAL	947	23797	14861	61243
650100 HAT-FORM/BODY,HOODS OF FELT		231		23
700800 MUL-WALLED INSULATE UNIT GLASS	3266	75351	6918	19463
700910 REAR VIEW MIRRORS FOR VEHICLES	4840	37980	3604	23552
700991 UNFRAMED GLASS MIRRORS	83282	425754	98208	372643
701399 O-GLASSWARE INDOOR DECORATION	256016	1330945	173595	901620
701890 OTH GLASS ART O/T IMI-JEWELERY	16852	39079	2409	31917
701911 SILVER/ROVINGYARN C/STAND=50MM		520		1078
701912 ROVINGS	11231	57545	5957	34491
702000 OTH ARTICLES OF GLASS	5889	23932	2261	77733
710121 CULTURED PEARLS UNWORKED				99
710239 OTH NON-IND DIAMOND WORK,N-MOU				80
710310 UN-WORKED/SIMPLY SAWN PRE-STON	2206	21876	107	3020
710399 OTH SEMI/PRE STONES WORKED N.S		42		4980
710590 OTH DUST/POWDER NAT SYN PRE ST		31	66	279
710610 SILVER POWDER		6	6	6
710691 SILVER UNWROUGHT	48330	417538		615119
710692 SEMI-MANUFACTURED SILVER	14532	59518	10727	65559
711019 OTH PLATINUM OTH SEM MFG FORM		2930		17
711049 OTH MET-PLAT GRUD/ALOY S-MED F		179		13
730890 OTH STRUCTURE OF IRON OR STEEL	231644	2826902	233706	2336102
730900 RESERVATORS,TANKS,VATS SIMICONT	6770	115482	45249	123925
731010 TANKS,CASKS,DRUMS,CANS,BOX>50	102	11231	10252	39913
731021 CAN,CLOSED BY SOLD/CIMP CAP<50	8361	62027	21208	82109

Contd.

10.11 Imports by Economic Categories (Detail)

(In Thousand Rupees)

ITEMS	JANUARY, 2015	FROM JULY, 2014	JANUARY, 2014	FROM JULY, 2013
731029 OTH TANK,CASK,DRUM,BOX CAP<50	15166	475083	68750	362366
761090 ALUM STRUCTURE & PARTS N.E.S.	14615	424602	13830	57290
761100 ALUM RESERVOIRS,TANKS VATS ETC	22	98		213
761210 COLLAPSIBLE TUBULAR CONTA ALUM	3487	15686	3760	20521
761290 OTH CASKS,DRUM,CAN,BOXES ALUMI	99688	897740	171482	989162
890800 VESSELS&F-STRU FOR BREAKING UP	2829693	37413777	5373037	57259525
900110 OPTICAL FIB,OPTI FIB BUNDLES	19201	205251	30788	175351
900120 SHEET,PLATE OF POLARISING MATE		397		
900130 CONTACT LENSES.	1174	7694	191	8154
900140 SPECTACLE LENSES OF GLASS.	3352	28910	2596	21941
900150 SPECTACLE LENSES OTH MATERIAL	4249	12969	1132	3570
900190 OTH LENSES, PRISMS, MIRRORS	596	4930	48	3229
900211 OBJETIVE LENSE CAMRA/PROJECTOR	326	3219	590	2822
900219 OTHER OBJECTIVE LENSES.	1199	3047	818	1438
900220 FILTERS FOR OBJECTIVE LENSES	7	203	98	124
900290 OTH,MOUNTED OPTICAL ELEMENTS	5774	31058	267	7144
900311 FRAMS,MOUNTINGS OF PLASTICS	2265	7852	419	1235
900319 FRAM,MOUNTING OF OTH MATERIAL	8491	31410	2132	12398
900390 PART FOR FRAMES&MOUNT SPECATLE	15	104	148	244
900410 SPECTACLES,GOGGLES SUNGLASSES	31756	177764	25578	152093
900590 PARTS/ACCESSORIE OF BINOCULARS	13951	16827		507
900630 CAMERA USED IN UNDERWATE SURVY		15		82
900640 INSTANT PRINT CAMERAS		412		2830
900651 CAMERA(SLR) FOR FILM WD!>35MM		19		
900653 OTH CAMERA ROLL FILM OF35MM				346
900659 OTH CAMERA PHOTOGRAPHIC	7013	8644		300
900661 DISCHARGE LAM FLASHLIGHT APPAR	78	656		93
900669 OTH PH-GRAPHIC FLASHLIGHT APPA	17	1076	29	1871
900691 PARTS,ACCE PHOTOGRAPHIC CAMERA	637	3951	312	1955
B. CAPITAL GOODS TOTAL	28296131	225202350	25427042*	168070321
250100 SALT/PURE SODIUM CHLORIDE	6333	24921	3178	17925
250300 SULPHUR OF ALL KINDS	32132	366583	60162	713283
250410 NATURAL GRAPHITE OF ALL KINDS	8666	50956	14645	55226
250490 OTHER,NATURAL GRAPHITE		1523		246
250510 SILICA SANDS AND QUARTZ SANDS	1637	8139	1105	10676
250590 OTHER NATURAL SANDS	165	23884	2052	8563
250610 QUARTZ (O/T NATURAL SANDS)		1393	39	215
250620 QUARTZITE ROUGHLY TRIMMED	254	254		3029
250700 KAOLIN & OTH KAOLIN CLAYS	40845	389610	85972	455344
250810 BENTONITE	7405	51783	3373	41159
250830 FIRE-CLAY	2127	4554	848	1974
250840 OTHER CLAYS	6806	39771	4421	28456
250860 MULLITE		4092		
250870 CHAMOTTE OR DINAS EARTHS		731		
250900 CHALK	889	78575	8542	68851
251110 NATURAL BARIUM SULPHATE	2952	19322	4421	175571
251200 SILICEOUS FOSSIL MEALS	2568	13162	5522	16909
251310 PUMIC STONE W/NOT HEAT TREATED	10783	39112	3757	26299
251320 EMERY,NATURAL CORUNDUM,GARNET	1591	31688	5000	31785
251511 MARBLE/TRAVERTINE,CRUDE ROUGH	7070	59591	40077	97622
251512 MARBLE,TRAVERTINE,MERELY CUT		2692	1213	6878
251611 GRANITE,CRUDE/ROUGHLY TRIMMED	3971	11532	340	7576

Contd.

10.11 Imports by Economic Categories (Detail)

(In Thousand Rupees)

ITEMS	JANUARY, 2015	FROM JULY, 2014	JANUARY, 2014	FROM JULY, 2013
251612 GRANITE,MERELY CUT,BY SAWING		3367		668
251620 SANDSTONE,CRUDE/ROUGHLY TRIMED		1202	784	3213
251690 OTH MONUMENTAL BUILDING STONE		1828		2311
251710 PEBBLES,GRAVEL/CRUSH STONE ETC	203	416		427
251741 GRANULES,CHIP & POWDER,MARBLE	3841	5176	2734	4894
251749 OTH GRANULE,CHIPPING & POWDER		754	128	128
251810 DOLOMITE, NOT CALCINED				1260
251830 DOLOMITE RAMMING MAX		7351	1658	1658
251990 OTH FUSED MAGNESIA,DEAD BURNED	7593	72316	17599	67942
252010 GYPSUM; ANHYDRITE	1903	22392	9206	24674
252020 PLASTERS OF CALCINED GYPSUM	647	4279		3367
252210 QUICKLIME				165
252220 SLAKED LIME	198	1501		2639
252230 HYDRAULIC LIME		29		50
252310 CEMENT CLINKERS		2709		1027
252321 WHITE PORTLAND CEMENT		223		1512
252329 OTHER PORTLAND CEMENT	72707	448166	61022	165866
252330 ALUMINOUS CEMENT(CEMENT FONDU)		899		14170
252390 OTHER HYDRAULIC CEMENTS	7602	236463	17634	294914
252410 ASBESTOS CROCIDOLIITE		2293		
252490 OTHER ASBESTOS	71121	215237		167875
252520 MICA POWDER	2539	3631		3425
252610 NATURAL STEATITE,NOT CRUSHED	225920	2195195	393748	1983242
252620 NATURAL STEATITE,CRUSH/POWDER	2623	19008		11903
252800 NATURAL BORATES & CONCENTRATES		94		
252910 FELDSPAR	4	41	119	169
252922 FLUORSPAR>97% CALCIUM FLORIDE	82	7574		232
253010 VERMICULITE,PERLITE CHLORITES	962	2575	1011	1754
253090 OTHER,MINERAL SUBSTANCES	20579	221108	41293	257131
260111 IRON ORES,CONCEN,NON-AGGLOMERT		1800513		904409
260112 IRON ORES CONCEN,AGGLOMERATED			67	67
260200 MAGANESE ORES & CONCENTRATES	651	117194		
260300 COPPER ORES AND CONCENTRATES		43		
260400 NICKLE ORES AND CONCENTRATES		111		
260700 LEAD ORES AND CONCENTRATES	116	5244	429	5452
261000 CHROMIUM ORES AND CONCENTRATES		16411	2791	5386
261400 TITANIUM ORES & CONCENTRATES	5284	19623		16904
261510 ZIRCONIUM ORES AND CONCENTRATE		5351		
261710 ANTIMONEY ORES AND CONCENTRATE				41
261800 GRANULATED SLAG M/G IRON,STEEL	9490	140643		236
261900 SLAG,DROSS OTH WASTE,IRN/STL	1755	29278	4259	18284
262011 HARD ZINC SPELT MAINLY OF ZINC	576	1991		1783
262019 OTH,ASH&RESIDUE C/MAINLY ZINC	993	25882	5171	12950
262040 ASH&RESIDUE MAINLY OF ALUMNIUM			10513	10513
262190 OTH SLAG &ASH,RESIDUES M-WAST	414	11735		5569
270111 ANTHRACITE NOT AGGLOMERATED		2336		3933
270112 BITUMINOUS COAL,NOT AGGLOMERAT				124726
270119 OTHER COAL,NOT AGGLOMERATED	3723057	30163988	2913189	13191666
270120 BRIQUETTES SIMILAR SOLID FUEL		72	237	1043
270210 LIGNITE NOT AGGLOMERATED	951	3110	2421	3234
270300 PEAT INCLPEAT LITTER	342	6228		6284
270400 COKE/SEMI OF COAL,RETORT CARBN	215243	1847355	448802	1626239
270500 COAL GAS,WATER GAS,SIMILAR GAS		334	469	469
270600 TAR FROM COAL/LIGNITE/PEAT ETC	13899	13899		1594
270710 BENZOLE (BENZENE)			29827	29827

Contd.

10.11 Imports by Economic Categories (Detail)

(In Thousand Rupees)

ITEMS	JANUARY, 2015	FROM JULY, 2014	JANUARY, 2014	FROM JULY, 2013
270730 XYLENE (XYLENES)	146369	1171135	129399	1238517
270740 NAPHTHALENE				7620
270750 OTH STOCK FOR CARBON BLACK	3423	90168	4424	239138
270791 CREOSOTE OILS		1611	65	65
270799 OTH OIL /PROD DISTLION COALTAR	36074	698088	57338	348125
271019 KEROSENE,INCL KER.TY. JET FUEL	1165546	7769951	983038	6307787
271129 OTH GAS HYDROCARBON GAS STATE	974	2434		5941
271210 PETROLEUM JELLY	20362	172672	8071	103902
271220 PARAFIN/WAX,CONT WT<0.75%OIL	5196	184537	18475	164734
271390 OTH RESIDUE PETROLEUM BITUMEN		3282	1004	1004
271410 BITUMEN OIL SHALE & TAR SANDS				35329
271500 BITUMEN MIXTURES,NATURAL	3285	38443	5430	259631
280110 CHLORINE				1093
280120 IODINE	36265	169877	54501	205746
280200 SULPHUR,SUB/PRE COLLI.SULPHER	999	3829	813	7298
280300 CARBON(INCL CARBON BLACK)NES	102338	509314	97036	583709
280410 HYDROGEN.		29713	155	4194
280421 ARGON	4100	30233	1278	38197
280429 OTHER, RARE GASES.	5553	43922	15434	95445
280430 NITROGEN	291	1186		480
280440 OXYGEN	92	837		19336
280450 BORON, TELLURIUM		5		261
280461 SILICON CON & 99.99% BY WEIGHT		5381		4331
280469 OTHER SILICON	391	5597	10085	21506
280470 PHOSPHORUS	5719	54001	12513	43522
280480 ARSENIC		13470		10039
280490 SELENIUM	1656	97989	16741	68427
280511 SODIUM	2	2		
280519 OTHER ALKALI METALS	534	19219	7008	16112
280540 MERCURY	1127	11403		3073
280610 HYDROGEN CHLORIDE (HCL ACID)	208	2944		1911
280620 CHLOROSULPHURIC ACID		2		
280700 SULPHURIC ACID; OLEUM	646	1756		2648
280800 NITRIC ACID;SULPHONITRIC ACIDS	2865	69743	14898	80585
280910 DIPHOSPHORUS PENTAOXIDE		3813		2303
280920 PHOSPHORIC/POLPHOSPHORIC ACIDS	404013	15586012	1157389	14104887
281000 OXIDES OF BORON;BORIC ACIDS	5819	166053	20103	110643
281111 HYDROGEN FLUORIDE	1492	5969	460	1821
281119 OTHER INORGANIC ACIDS.	1978	72538	8121	83291
281121 CARBON DIOXIDE	304	106686	1444	197445
281122 SILICON DIOXIDE (SILICA)	47817	383283	79539	346593
281129 OTH INORGANIC OXYGEN COMPOUNDS	20	10274	2449	13499
281210 CHLORIDES AND CHLORIDE OXIDES		76	15	74
281290 OTH HALIDE/HALIDE OXIDES	672	7593		8946
281310 CARBON DISULPHIDE	11	13		
281390 OTH SUPHIDE OF NON-METALS				426
281410 ANHYDROUS AMMONIA				2543
281420 AMMONIA IN AQUEOUS SOLUTION	215	3723	88	2390
281511 SODIUM HYDROXIDE SOLID	24614	70855	10210	37363
281512 SODIUM HYDROXIDE AQUEOUS SOL	476	1576	993	1504
281520 POTASSIUM HYDROXIDE (CAUSTIC)	631	220286	19261	138197
281530 PEROXIDES OF SODIUM/POTASSIUM		67	4	4
281610 HYDROXIDE/PEROXIDE OF MAGNESUM	6620	31867	4440	23482
281640 STRONTIUM,OXIDE,H-OXIDE,PEROXI	22	963	5	5
281700 ZINC OXIDE;ZINC PEROXIDE	25934	126525	24488	123934

Contd.

10.11 Imports by Economic Categories (Detail)

(In Thousand Rupees)

ITEMS	JANUARY, 2015	FROM JULY, 2014	JANUARY, 2014	FROM JULY, 2013
281810 ARTIFICIAL CORUNDUM NOT DEFIN	1642	17742	6180	19589
281820 ALUMINIUM OXIDE O/T ARTIFICIAL	8540	128661	16596	90758
281830 ALUMINIUM HYDROXIDE	51229	252244	64793	289986
281910 CHROMIUM TRIOXIDE		66514	291	51796
281990 OTH,CHROMIUM OXIDES&HYDROXIDE		5266		11078
282010 MANGANESE DIOXIDE	6414	13789	4240	18070
282090 OTHER, MANGANESE OXIDES	269	16570	794	1620
282110 IRON OXIDES AND HYDROXIDES	41056	306118	51838	211904
282200 COBALT OXIDE & HYDROXIDE	2450	30804	8252	43653
282300 TITANIUM OXIDES.	10886	156778	9960	141310
282410 LEAD MONOXIDE(LITHARGE,MASICOT		5902	3706	10196
282490 OTHER, LEAD OXIDES	431	1269		807
282510 HYDRAZINE,YDROXYLAMINE SALT	21	33691	10980	49256
282520 LITHIUM OXIDE AND HYDROXIDE		6180		7393
282530 VANADIUM OXIDES AND HYDROXIDES		6365		34820
282540 NICKEL OXIDES AND HYDROXIDES				1969
282550 COPPER OXIDES AND HYDROXIDES	2	612		11615
282560 GERMANIUM OXID/ZIRCONIUMDIOXID		2		
282570 MOLYBDENIUM OXIDES/DIOXIDES		439	47	64
282580 ANTIMONY OXIDES		36400	5469	62560
282590 OTH INORGANIC BASE/METAL OXIDE	1674	23811		9915
282619 OTHER, FLOURIDES	1072	19725	3195	12560
282630 SODIUM HEXAFLOROALUMINATE		98		2078
282690 OTHER,COMPLEX FLUORINE SALTS	1998	5682	597	6351
282710 AMMONIUM CHLORIDE	7086	38844	8435	41251
282720 CALCIUM CHLORIDE	7447	52459	7768	18084
282731 CHLORIDES OF MAGNESIUM	2111	18182	1434	11667
282732 CHLORIDES OF ALUMINIUM		39111		2393
282735 CHLORIDES OF NICKEL	5700	15911	2218	9652
282739 OTHER CHLORIDES:	9845	88293	4896	40065
282741 CHLORIDE OXIDE/HYDROXIDE COPER		298		
282749 OTH CHLORIDE OXIDE/HYDROXIDES		541	215	407
282751 SODIUM POTASIUM BROMOMIDES	612	2870		675
282759 OTH BROMIDE/BROMIDE OXIDE	600	12168	1990	8607
282760 IODIDES AND IODIDE OXIDES	368	13394	10184	20660
282810 COM CAL HYP (BLEACHING POWDER)		8		957
282890 OTH HYPOCHLORITES/HYPOBROMITES	1826	31735	4899	16513
282911 CHLORATES OF SODIUM	1387	19050	1339	6783
282919 OTH CHLORATES/PERCHLORATES	65625	332852	48483	324894
282990 OTH BROMATES/PERBROMATE/IODATE	372	42525	290	2348
283010 SODIUM SULPHIDES	47273	679549	79375	480119
283090 OTH, SULPHIDES, POLYSULPHIDES	39	2888		8955
283110 SODIUM DITHIONITE,SULPHOXYLATE	92590	712652	114102	577766
283190 OTH DITHIONITE & SULPHOXYLATE	46318	344030	26211	329240
283210 SODIUM SULPHITES(NEUTRAL)	30074	243827	44862	201646
283220 OTHER SULPHITES	901	8016		1385
283230 THIOSULPHATES	10	6652		5802
283311 DISODIUM SULPHATE	114379	860204	134668	558352
283319 OTHER SODIUM SULPHATES	3460	30116	1501	13352
283321 MAGNESIUM SULPHATE(EPSOM SLATE	4270	13611	3233	7535
283322 SULPHATES OF ALUMINIUM	10780	52424	4282	36111
283324 SULPHATES OF NICKLE	16477	40290	13008	47867
283325 SULPHATES OF COPPER	11567	69581	13418	77966
283327 SULPHATES OF BARIUM	3204	31191	9041	41407
283329 OTHER SULPHATES	83185	752540	57148	485039

Contd.

10.11 Imports by Economic Categories (Detail)

(In Thousand Rupees)

ITEMS	JANUARY, 2015	FROM JULY, 2014	JANUARY, 2014	FROM JULY, 2013
283330 ALUMS	4	386	798	1466
283340 PEROXOSULPHATES(PERSULPHATES)	343	19555	3958	31994
283410 NITRITES	3519	39090	5736	32029
283421 NITRATES OF POTASSIUM	3197	41805	1175	38858
283429 OTHER, NITRATES	5598	36256	9410	46810
283510 PHOSPHINATES & PHOSPHONATES	2011	28930	2906	30637
283522 PHOSPHATES OF MONO-OR DISODIUM	21653	115063	25570	87112
283524 PHOSPHATES OF POTASSIUM	5872	22256	12413	25432
283525 CALCIUM HYDROGEN-ORTHOPHOSPHAT	68461	556791	53100	433560
283526 OTH CALCIUM PHOSPHATE (PURE)	11984	279844	22177	123491
283529 OTHER, PHOSPHATES	5650	41689	1660	19007
283531 SODIUM TRIPHOSPHATE	142992	529063	75641	502611
283539 OTHER, POLYPHOSPHATES	23061	209703	24841	106780
283620 DISODIUM CARBONATE NATURAL	386696	977399	127776	828894
283630 SODIUM HYDROGEN CARBONATE	8444	65968	21885	83391
283640 POTASSIUM CARBONATE	10815	134512	72823	235126
283650 CALCIUM CARBONATE	9409	103861	16987	80466
283660 BARIUM CARBONATE	8835	74235	17264	89583
283691 LITHIUM CARBONATE		2242		
283692 STRONTIUM CARBONATE		160		3
283699 OTHER, CARBONATES	75904	351345	49904	382649
283711 CYANIDES OF SODIUM	3689	60914	11515	46246
283719 OTH CYANIDE/OXIDES		3099		2157
283720 COMPLEX CYANIDES	38	418	7	786
283911 SODIUM METASILICATES	70	7228		8093
283919 OTHER, SILICATES	17	5303		11602
283990 OTHER, METAL SILICATE	308	29677	4704	21582
284011 SODIUM TETRABORATE ANHYDROUS		412		
284019 OTH DISODIUM TETRABORAT(REFINE	25451	119707	17528	82332
284020 OTHER, BORATES		696	42606	50702
284030 PEROXOBORATES (PERBORATES)	884	1613	7189	43721
284130 SODIUM DICHROMATE	34730	229417	37730	239608
284150 OTH CHROMATE DI/PER CHROMATES		7671	309	7786
284161 POTASSIUM PERMAGANATE	9752	17804		16446
284169 OTH MAGANITE MAGANATE/PERMAGAN			15	15
284170 MOLYBDATES	77	2754	50	2467
284180 TUNGSTATES (WOLFRAMATES)		4		
284190 OTH,SALT OXOMETALIC/PEROX ACID	1026	3835	339	3974
284210 DOUBLE OR COMPLEX SILICATES.	10778	103277	8750	51262
284290 OTHER SALTS OF INORGANIC ACIDS	725	5502	9001	23042
284310 COLLOIDAL PRECIOUS METALS		92		
284321 SILVER NITRATE.		1851	609	1312
284329 OTHER,SILVER COMPOUNDS	1645	9331	2355	5239
284330 GOLD COMPOUNDS.		263		124
284390 OTHER COMPOUNDS,AMALGAMS		1311	41	5185
284410 NATURAL URANIUM,ITS COMP ALLOY		448		
284430 URANIUM DEPLET THORIUM IT COMP				30
284440 RADIOACTIVE EL/ISOTOP COMP ALY	10109	78543	11386	152894
284450 SPENT FUEL EL NUCLEAR REACTOR		653		
284590 OTH ISOTOPES & THEIR COMPOUNDS		248		
284610 CERIUM COMPOUNDS.		120	23	921
284690 OTH RARE EARTH METAL COMPOUNDS		99	96	418
284700 HYDROGEN PEROXIDE SO-WITH UREA	28508	194496	23420	289956
284800 PHOSPHIDES,CHEMICALLY DEFINED				2194
284910 CALCIUM CARBIDES	89314	471402	55509	319034

Contd.

10.11 Imports by Economic Categories (Detail)

(In Thousand Rupees)

ITEMS	JANUARY, 2015	FROM JULY, 2014	JANUARY, 2014	FROM JULY, 2013
284920 SILICON CARBIDE	2670	18906	4143	10456
284990 OTHER CARBIDE	90	463		65
285000 HYDRIDE,NITRIDE,AZIDE,BRMD ETC		1837	2448	3510
285210 INORG/ORGANIC COMP OF MERCURY	9717	19324	2460	8436
285290 OTH INORG/ORGA COMP-MERCURY	615	2546	19	3741
285300 OTH INORGANIC COPM AMALGAMS	2677	4338	134	3665
290899 OTH SULPHONATED DER OF PHENOLS	11641	54217	11631	37544
290911 DIETHYL ETHER		227	47	232
290919 OTHER, ACYCLIC ETHER	893	18750	2050	26026
290920 CYCLANIC,CYC ETHER HALOGEN DER	275	704		957
290930 AROMATIC ETHER HALOGEN SULPH'T	9592	59640	10512	59043
290941 2,2-OXYDIETHANOL(DIETHYL GLYCL	36348	462661	68527	390690
290943 MONOBUTYL ETHER,ETHYLEN GLYCOL	12029	74330	15314	87892
290944 MONOALKYL ETHER,ETHYLEN,GLYCOL	31896	217831	20397	214205
290949 OTH,ETHERS THEIR DERIVATIVES	18634	192295	9105	122939
290950 ETHER-PHENOLS,ETHERALCH PHENOL	648	20165	747	10946
290960 ALCH PEROXID,ETH PEROXID,KETON	35702	178373	17646	126398
291010 OXIRANE (ETHYLENE OXIDE)	3644	11515	4071	9188
291030 1-CHLORO-2,3-EPOXYPROPANE	3610	31629		13451
291090 OTH,EPOXIDE,EPOXYALCH,EPOXYPHL		4888	616	4903
291100 ACETAL HEM/ACETAL,OXYFUNC HEL		141		
291211 METHANE WITHOUT OTH OXYGN FUNC		4317		4061
291212 ETHANE WITHOUT OTH OXYGEN FUNC	60	881		734
291219 OTH,ACYCLIC ALDEHYD W/O OTHOXY	17986	101326	16643	86744
291221 BENZALDEHYDE W/O OTH OXY FUNC		170		411
291229 OTH CYCLIC ALDEHYD W/O OXY FUN	160	26416	2918	25415
291241 VANILLIN(4-HYDROXY-3-METHOXYBZ	7458	43446	20547	56866
291242 ETHYLVANILIN(3-ETHOXY-4HYDROXY		14492		19336
291249 OTH ALDEHYDE-ETHER/PHENOL/OXYG	512	2672	357	976
291250 CYCLIC POLYMERS OF ALDEHYES				196
291260 PARAFORMALDEHYDE	1894	36952	2093	17541
291300 HALOGEN,SULPHONAT,NITRAT DERV	22	38	11	23
291411 ACETONE		55372	5515	62493
291412 BUTANONE(METHYL ETHYL KETONE)	4663	292758	2238	242232
291413 4-METHYLPENTAN-2-ONE	2285	23053	3826	14111
291419 OTH,ACYCLIC KETONE W-OUT OXY-F	578	1088		1179
291422 CYCLOHEXANONE,METHYLCYCLOHEXON	6579	106328	13599	85011
291423 IONONES AND METHYLIONONES	1270	3883	347	6288
291429 OTH,CYCLANIC ETC W/O OTHOXYGN	638	9835	4172	21631
291431 PHENYLACETONE(1-PHENYLPROPAN-2	933	933		
291439 OTH,AROMATIC KETONE W/O OXYGEN	368	2215	264	1944
291440 KETONE-ALCOHOL KETONE-ALDEHYDE	128	42063	429	63754
291450 KETONE-PHENOL/KETONE W/O OXYGN	2458	13939	2658	18416
291461 ANTHRAQUINONE		499		3551
291469 OTHER QUINONES	3889	36518		22052
291470 HALGENATDED,SULPHONATED,DERIVA	2047	5209		5879
291899 OTH INDREDIENTS FOR PESTICIDES	45444	302580	45412	302397
291990 OTH PHOSPHORIC ESTER/SALT/DERI	4020	54218	11219	66458
292090 OTH ESTER OTH INORGANIC ACID	7829	64885	4385	64855
292111 METHYLAMINE,DI/TRI & ITS SALT	8219	59328	12347	54497
292119 OTH ACYCLIC MONOAMIN/DERV/SALT	1199	21429	1901	15059
292121 ETHYLENEDIAMINE AND ITS SALTS	13489	54041	3799	27693
292122 HEXAMETHYLENEDIAMINE/ITS SALTS		2816		5497
292129 OTH ACYCLIC POLYAMIN/DERV/SALT	1418	17091	4262	25522
292130 CY-CLANIC,LENIC LOTERPENI/SALT	11663	36239	3726	40070

Contd.

10.11 Imports by Economic Categories (Detail)

(In Thousand Rupees)

ITEMS	JANUARY, 2015	FROM JULY, 2014	JANUARY, 2014	FROM JULY, 2013
292141 ANILINE AND ITS SALTS	4135	25704		9448
292142 ANILINE DERIVATIVES/ITS SALT	25247	200855	28556	176775
292143 TOLUIDINE/ITS DERIVATIV/SALT	3293	21427	9289	36943
292144 DIPHENYLAMINE/ITS DERIV/SALT			4156	4156
292145 1,2-NAPHTHYLAMINE/ITS DERIVATE	7279	22554	4333	80692
292149 OTH,AROMATIC MONOAMIN DER/SALT	66174	258835	27390	228120
292151 O,M,P-PHENYLENE,DIAMINE SALT	33885	193687	26285	210223
292159 OTH AROMATIC POLYAMIN DER/SALT	27259	122928	21813	71330
292211 MONOETHANOLAMINE AND ITS SALTS	71	39274	27214	56005
292212 DIETHANOLAMINE AND ITS SALTS	4915	27982	3193	40967
292213 TRIETHANOLAMINE AND ITS SALTS	3132	13324	5961	35120
292219 OTH AMINO-ALCH ETHER/ESTR/SALT	193883	1110774	85810	559231
292221 AMINOHYDROXYNEPHLENE ACID/SALT	7264	137095	134289	305502
292229 OTH AMINO NAPHTHOL/PHENOL ETHER	110577	549111	34924	387911
292239 OTH AMINO ALDEHYDES	24097	44005	3048	13331
292241 LYSINE/ITS ESTER SALT THEREOF	197041	1693441	502666	2174966
292242 GLUTAMIC ACID AND ITS SALTS	99176	1052396	53882	909964
292249 OTH AMINOACID/ESTER O/T OXYFUN	259811	1703157	295378	1602190
292250 AMINO-ALCHL/ACIDPHENOL/IT COMP	178075	832650	54183	581059
292310 CHOLINE AND ITS SALTS	3558	17655	2640	13446
292320 LECITHIN/OTH PHOSPHOAMINOLIPID	34262	117416	5758	69588
292390 OTH QU-AMMONIUM SALT/HYDROXID	46562	394289	26015	284418
292412 FLUOROACETAMIDE(ISO)MONOCROTO		354		340
292419 OTH AMIDE COMP,CARBONIC ACID	57630	477250	66437	365088
292421 UREINES/DERIV/SALT THEREOF	5221	54310	31444	77930
292424 ETHINAMATE (INN)		709		
292429 OTH CYCLIC AMIDE DERIV/SALTS	138207	1104631	160430	1259004
292511 SACCHARIN AND ITS SALTS	36373	167457	26855	125945
292519 OTH IMIDE/DERIV/SALT THROF	292	17209		18346
292529 DIPHENYL-GUANIDINE	58174	321842	60386	286034
292610 ACRYLONITRILE	7152	13494	6054	8966
292620 1-CYANOQUANIDINE(DICYANDIAMIDE	6038	46225	5832	33627
292690 OTH,NITRILE-FUNCTION COMPOUNDS	272697	2047765	245247	1600704
292700 DIAZO-,AZO-/AZOXY-COMPOUNDS	12371	133003	22032	114208
292800 ORGANIC DERV,HYDRAZIN/HYDOXY	6549	49811	2266	29114
292910 ISOCYANATES W-NITROGEN FUNCTIO	241767	2105418	283414	1725610
350790 OTH ENZYMES/PREP ENZYMES	236551	1276909	271932	1435042
360200 PREP EXPLOSIVE O/T POWDER		11046	6131	6553
381590 OTHER CATALYTIC PREPARATIONS	48173	286009	77582	306296
401039 TRANS SYS.BELT OTH 150-198 CM	18236	127140	25517	129884
401110 NEW PNEUM TYRES FOR MOTOR CARS	148112	1276286	117981	1063289
401120 NEW PNEUM TYRES FOR BUS/LORRY	1526209	13468466	1701166	11315424
401130 NEW PNEUM TYRES RUB AIRCRAFTS	7362	90504	2144	35805
401140 NEW PNEUM TYRE RUBB MOTORCYCLE	6675	53049	9575	67665
401150 NEW PNEUM TYRE RUBB BICYCLES	929	23580	3545	28242
401161 TYRE AGRICULTURE VEH/MACHINE	107338	867089	129375	633617
401162 TYRE INDUSTRIAL VEH=61 CMS		376		
401163 TYRE INDUST/CONS VEH>61 CMS		9460	1727	6749
401169 OTHER TYRE HERRING BONE	441	2742		296
401192 OTHER TYRE AGRICULTURE/MACH		685	69	8350
401193 OTH TYRE INDUSTRIAL VEH=61 CM	4878	17689	1769	11246
401194 OTH TYRE INDUSTRIAL VEH>61 CM	206	3183	5620	66414
401199 OTH TYRE NEW PNEUMATIC RUBBER	59667	414382	36974	182870
401212 RETREATED TYRE FOR BUSES/LORRY		159	21	724
401213 RETREATED TYRE FOR AIRCRAFTS	428	13703	8728	53306

Contd.

10.11 Imports by Economic Categories (Detail)

(In Thousand Rupees)

ITEMS	JANUARY, 2015	FROM JULY, 2014	JANUARY, 2014	FROM JULY, 2013
401219 OTHER RETREATED TYRE OF RUBBER		19		98
401290 OTH USED PNEUMATIC TYRE RUBBER	4612	30358	446	25330
401310 INNER TUBES,OF MOTOR CAR/BUSES	10464	96527	21612	110704
401320 INNER TUBES FOR BICYCLES	1759	23728	897	29620
420340 OTHER CLOTHING ACCESSORIES	9574	162684	40142	316485
440290 OTH WOOD CHARCOAL NOT AGGLOMER	1330	8441	1928	8980
440500 WOOD WOOL;WOOD FLOUR.		19		2395
440690 OTH RAILWAY SLEEPERS OF WOOD		3020		
440710 CONIFEROUS WOOD SPECI SAW/CHIP		3295		2727
440725 TROPICAL WOOD DARK RED MERANTI	23370	149646	29865	95921
440726 TROPICAL WOOD WHITE LAUAN ECC	26511	149528	23457	107471
440727 SAPELLI			1698	7909
440729 OTH TROPICAL WOOD NON-CONF SAW	493395	2797845	271138	1802700
440791 OAK WOOD,SWAN/CHIPPED LEN WISE	2349	8726	1994	8542
440792 BEECH WOOD SWAN/CHIPPED L/WISE	2564	78022	16844	87136
440793 OTH TROPICAL WOOD OF MAPLE				8473
440795 OTH TROPICAL WOOD OF ASH	48105	425598	59548	223438
440890 OTH.LAMINAT WOOD SAWN.SLICED6M	9495	79058	20959	100543
440921 WOOD NON-CONIFEROUS OF BAMBOO	155	863		
441700 TOOLS/BODIES/HANDLE OF WOOD	113	2663	537	1759
441810 WINDOWS FRENCH WINDOWS & FRAME		20		2272
441820 DOORS FRAMES AND THERSHOLDS	1826	60214	3031	39396
441840 SHUTTERING FOR CONCRETE C/WORK		13693		
441872 OTH MULTILAYER FLOORING PANELS		1382		
441879 OTH ASSEMBLED FLOORING PANELS	858	1388	423	526
551694 W-FAB ART FIB<85%WT O/FIB PTIN	279339	3137338	241023	958232
560121 OTH ARTICLES OF COTTON WADDING	234	8084	555	6345
560122 OTH WADDING OF MAN-MADE FIBRES	166	2146	6887	27155
560129 OTHER, WADDING ARTICLES		17498	5481	28280
560600 GIMPED YARN,AND STRIP AND LIVE	40139	267531	40504	197737
560721 BINDER/BALER TWINE OF SISAL	41	6073		2318
560729 OTH,TWINE,CORDAGE,ROPE&CABLE	844	12757	950	20608
560741 BINDER/BALER TWINE OF POLYTHNE	2123	23969	322	21936
560749 OTH TWINE,CORDAGE,ROP,CAB POLY	7584	59372	9699	45636
560750 TWINE,CORDAGE,ROPE,OTH SYN FIB	4784	40186	6657	26974
560790 OTH,TWINE,CORDAGE,ROPE & CABLE	7594	28321	1111	20686
560811 FISHING NETS MAN-MADE TEX MAT	66267	353522	45578	202831
560819 OTH, MADE UP NETS OF TEX MAT	10132	75244	7458	41443
560890 OTH,NOTTED NETS/NETTING ROPE	1436	30374	4994	17238
591000 TRANSMISON CONYOR BELT TEX MAT	19283	110965	20828	112388
591110 TEX FAB,FELT & FELT-LINED FAB.	23306	147753	22324	130251
591120 BOLTING CLOTH,WHET/NOT MADE UP	4996	22644	4272	20444
591131 TEX FAB & FELTS,< 650G/SQM .	3672	30409	10736	71228
591132 TEX FAB & FELTS,>O650G/SQM .	43226	258068	28937	196127
591140 STRAINING CLOTH USEDOIL PRESS	140	696	116	415
670490 WIGS,BEARD,EYE-BROW OF OTH MAT	289	978	8	866
680100 ARTICLE OF STONE PLAS CEMET	4528	6339		23
680210 TILES CUBES AND SIMILAR ARTICL	240	3294	361	362
680221 OTH MONUMENTAL BUILD STONE/ART	33765	164927	27088	124966
680223 GRANITE	103059	717572	124554	502508
680229 OTHER STONE		1902	30	707
680291 OTH MARBL TRAVERTIN&ALABASTER	1004	5061	375	5173
680292 OTHER CALCAREOUS STONE			9	9
680293 OTHER GRANITE	16546	74810		5496
680299 OTHER STONE		6364	10	2353

Contd.

10.11 Imports by Economic Categories (Detail)

(In Thousand Rupees)

ITEMS	JANUARY, 2015	FROM JULY, 2014	JANUARY, 2014	FROM JULY, 2013
680690 OTH ARTICLE OF HEAT INSULATING	3863	43352	97672	117150
680710 ARTICLE OF ASPHALT IN ROLL	153	6236		1377
680790 OTH ARTICLE OF ASPHALT MATERL		4504		770
681099 OTH ARTICLE OF CEMENT	619	5396	901	5685
681140 ARTICLES CONTAINING ASBESTOS			15	37
681182 O-SHT,PANEL,TILES,NOT CON ASBE	10373	28182		48058
681599 OTH ARTICLE OF STONE OTH MINRL	1041	31518	8261	38750
690100 BRICK , TILE OF SILI FOSSIL	69	3086	31	245
690210 REF BRICK,TILE>50%MG,CA	26375	803972	84797	1083539
690220 CERAMIC>50%SILICA,ALUM	39287	163501	33306	109611
690390 OTH REFRECTORY CERAMIC GOODS	4195	89951	16862	68867
690410 CERAMIC BUILDING BRICKS		1104		
690490 OTH C/FLOORING BLOCKS F/TILE	201	3422		2085
690510 ROOFING TILES		298		
690590 OTH CHIMNEY-POTS,COWLS,ETC.	50	7264		73
690600 CERAMIC PIPES CONDUITS&FITING	15	3375		1453
690710 TILES CUBES ETC W/N RECT<7CM	6039	54576	40757	249175
690790 OTH,UNGLAZED CERAMICS	352421	3029486	326496	1535813
690810 TILES CUBES AND SIMILAR ARTICL	5135	31566	1130	6640
691490 OTH CERAMIC ARTICLES O/TH PORN	355	59296	234	1369
700100 CULLET AND OTH WAST&SCRAP,GLAS		2018	479	637
700210 BALLS IN GLASS UNWORKED	844	20178	7096	16198
700220 RODS IN GLASS UNWORKED		565		24
700231 TUBE,FUSED QUARTZ/SILICA,UNWOR		188		716
700232 TUBE OF OTH GLASS UNWORKED		414		146
700239 OTHER, TUBES IN GLASS	50042	317921	49788	317079
700312 NON-WIRED SHEETS COLOURED,FLAS	23948	117601	25099	71943
700319 OTH NON WIRED SHEETS OF GLASS	17991	92377	19741	81338
700320 WIRED SHEETS GLASS	28	5271	3006	9756
700330 PROFILES OF GLASS		28		
700490 OTHER GLASS	11305	73641	1003	8301
700510 NON-WIRED GLASS HAVE ABSORBENT	30731	112420	44038	211347
700521 NON-WIRED GLASS COLOURED,OP/FE	13062	65226	12857	111341
700529 OTHER, NON-WIRED GLASS	22158	117000	20215	73105
700530 WIRED GLASS	488	825		
700600 GLASS BENT, EDGE-H-70.03,04,05	240	16526	105	4664
700711 THOUGHENED SAFTY GLASS FOR VES	7265	139512	22348	140508
700719 OTH THOUGHENED SAFTY GLASS	36540	163892	1999	35080
700721 LAMINATED SAFTY GLASS VEH/VESL	10176	99580	3451	92641
700729 OTHER, LIMINATED SAFETY GLASS	2109	113817	2880	72298
701090 OTH CARBOYS BOTT,FLASK,JAR,POT	72938	539370	91258	483134
701110 FOR ELECTRIC LIGHTING	4535	17807	1189	5231
701400 SIGNALLING GL-WARE,OPTCAL ELEM	1722	38886	498	4883
701510 GLASS FOR CORRECTIVE SPECTACLE	964	2183		
701610 GLASS CUBES/OTH SMALLWARE	3975	36041	6001	34315
701919 OTH YARN OF GLASS FIBRE/THREAD	634	13729	1110	22525
701931 GLASS MATS	24319	217069	33012	189828
701932 THIN SHEETS (VOILES)	20542	199655	53109	259338
701959 OTH WOVEN FABRICS	3394	38585	2621	29212
710210 UNSORTED, (ROUGH) DIAMONDS		2901		2418
710490 OTH SYN/RECONSTI SEM/PRE STONE		8704		
710510 DUST AND POWDER OF DIAMONDS				6
711890 OTHER COIN	20	351	178	234
720110 NON-ALLOY PIG IRON<0.5% PHOSP	57478	385115		290234
720120 NON-ALLOY PIG IRON>0.5% PHOSP		12918		100216

Contd.

10.11 Imports by Economic Categories (Detail)

(In Thousand Rupees)

ITEMS	JANUARY, 2015	FROM JULY, 2014	JANUARY, 2014	FROM JULY, 2013
720211 FERRO-MANGANESE CONT 2% CARBON	70479	481514	52533	335241
720219 OTH FERRO-MANGANESE	17708	55081		66761
720221 FERRO-SLICON CONT >55% SILICON	28273	422211	50767	247362
720229 OTH FERRO-SILICON	29783	70437	11181	38142
720230 FERRO-SILICO-MANGANESE	241945	1269869	67366	896450
720241 FERRO-CHROMIUM CONT >4% CARBON	2059	17798		10477
720249 OTH FERRO-CHROMIUM	1538	19818		6076
720270 FERRO-MOLYBDENUM	3325	8771	1521	9698
720280 FERRO-TUNGSTEN&FERRO-SIL-TUNGS		1530		1733
720293 FERRO-NIOBIUM		671		
720299 OTHER FERRO-ALLOYS		5435	659	3899
720310 FERROUS PROD BY DIR RUD IRONORE		629		69448
720390 OTH FERROUS PRODUCTS		12	10527	41613
720410 WASTE/SCRAP OF CAST IRON	4357	69360	3913	27125
720421 WASTE/SCRAP OF STAINLESS STEEL	43949	234385	58674	361269
720429 WASTE/SCRAP OF OTH ALLOY STEEL		1252	215	3195
720430 WASTE/SCRAP TINNED IRON/STL	314470	2353092	374245	2504772
720441 TURNING,SHAVING,MILLING WASTE	2871732	22874861	1252113	13086377
720449 OTHER FERROUS WASTE AND SCRAP	5087722	34834469	3703378	27033492
720510 GRANULES OF PIG IRON	3642	31399	5429	19707
720529 OTH POWDER PIG IRON&SP IRON/ST	4571	31123	9174	22271
720610 INGOTS OF IRON ON STEEL.				34
720690 OTHPRIM FORM (EXCL H-72.03)		2741	428	428
720711 CONT 0.25% CARBON,IRON/N-ALY/S	920613	3727054		
720712 OTH RECTANGULAR CROSS SECT I/S	1849	5559		
721790 OTH WIRE OF IRON/NON-ALLOY-STEL	49626	223731	40441	216412
722300 WIRE OF STAINLESS STEEL	12656	94521	16636	98948
722410 INGOTS OTH PRI-FORM OTH A/STEL		1180		
732599 OTH CAST ARTI OF I/S NES	11161	79761	11073	53031
732611 GRIND BALL&SIMI ARTI FOR MILLS	1523	1523		21248
732690 OTH ARTICLES OF IRON & STEEL	242502	2015245	332037	2279723
740200 UN-REFINED CODDER, COPP ANODES	1799	2639	109	6644
740311 REFINED COPPER,CATHODES&SECTIN	481437	4478677	384070	4156198
740312 REFINED COPPER WIRE-BARS		149		
740319 OTHER, REFINED COPPER	1008	13415	1801	26814
740321 COPPER-ZINC BASE ALLOYS(BRASS)	10	25	12	9710
740322 COPPER-TIN BASE ALLOY (BRONZE)		17537	4246	5044
740329 OTH COPPER ALLOYS(O/T H-74.05)	400	3600	880	2730
740400 COPPER WASTE AND SCRAP	67511	511373	46940	256341
741999 OTHER, ARTICLES OF COPPER	2249	35417	17032	34456
750210 NICKEL, NOT ALLOYED	78670	430289	57138	498162
750220 NICKEL ALLOYS	82	223	2	295
750890 OTHER, ARTICLES OF NICKLES	17829	373815	51923	415155
760110 ALUMINIUM, NOT ALLOYED	179273	1937011	329520	1695544
760120 ALUMINIUM ALLOYS	85165	945582	126738	964861
761699 OTHER,ARTICLES OF ALUMINUM	26631	859482	49096	322596
780110 REFINED UN-WROUGHT LEAD	664096	5340831	927520	5155799
780191 OTH UNWROUGHT LEAD CON ANTIMON			10650	230445
780199 OTH UNREFIND LEAD&LEAD ALLOYED	13756	102149	11401	66548
780600 OTHER ARTICLES OF LEAD.	3480	21485	2725	19387
790111 ZINC NOT ALLOYED WT=>99.99%	187307	728507	55989	550302
790112 ZINC NOT ALLOYED WT < 99.99%	207325	882466	191672	1133884
790120 ZINC ALLOYS	29836	203241	20681	150268
790700 OTHER ARTICLES OF ZINC.	24157	89605	9096	51259
800110 TIN, NOT ALLOYED	66616	374490	54606	153523

Contd.

10.11 Imports by Economic Categories (Detail)

(In Thousand Rupees)

ITEMS	JANUARY, 2015	FROM JULY, 2014	JANUARY, 2014	FROM JULY, 2013
800120 TIN ALLOYS		2867	937	1532
800700 OTHER ARTICLES OF TIN		96		134
810196 OTHER WIRE OF TUNGSTEN		5465	616	642
810199 OTHER ARTICLES OF TUNGSTEN		959		676
810296 OTHER MOLYBDENUM WIRE	526	1250	494	2006
810299 OTH MOLYBDENUM AND ARTICLES				253
810411 UNWROUGHT MAGNESIUM BY WT99.8%	2940	7751	3388	12236
810419 OTH ARTICL UNWROUHT MAGNESIUM		446		186
810490 OTHER ARTICLE OF MAGNESIUM		2156	65	150
810520 COBALT MATTES& OTH PRODUCTS				1569
810590 OTH INTERMEDIATE PRO OF COBALT	1188	61908		36831
810600 BISMUTH&ATICL INCL WASTE,SCRAP				693
810720 UNWROUGHT CADMIUM POWDER		4750		
810790 OTH CADMIUM,WROUGHT & ARTICLES	154	581		
810820 UNWROUGHT TITANIUM POWDER				3
810890 OTH TITANIUM WROUGHT&ARTICLES	29659	451440	774	418933
810990 OTH ZIRCONIUM AND ARTICLES		1435	408	799
811010 UNWROUGHT ANTIMONY POWDER	80099	469225	48369	428714
811100 MANGANES&ARTCL INC WASTE&SCRAP	588	24348	7953	14001
811221 CHROMIUM UNWROUGHT POWDER				689
811229 OTH UNWROUG CHROMIUM INCL WAST		293	101	4349
811259 OTH THALIUM UNWROUGH INCL WAST	2488	2488		150
811299 OTH BASE METAL UNWROUGH&ARTICL		34		42
961900 SANITARY TOWEL&TAMPON&SIMILAR	931351	7361412	1353636	5817298
3. CAPITAL GOODS TOTAL	97391958	695597620	114179069*	618949247
10611 MAMMALS			40	220
10612 WHALES, DOLPHINES & PERPOISES			2869	5952
10614 RABBITS AND HARES		20		
10619 OTHER MAMMALS	266	11717	76	1698
10620 RAPTIRES (INCL.SNAKES&TURTLES)		1153		12
10631 BIRDS OF PREY	271	718	38	311
10632 PSITTACIFORMES(INCL.PARROTS)	4959	55071	7555	47218
10639 OTHER BIRDS	2968	4905	240	795
10641 INSECTS		3632		3428
10690 OTHER LIVES ANIMALS	2408	14375	1221	13157
621790 PARTS OF GAR/CLOTH ACCESSORI		4995	284	7374
680410 MILL STONE AND GRIND STON MIL	14766	147059	18458	143351
680421 OTH MILLSTONE OF AGGLOMER SYNT	13555	57503	9210	54481
680422 MILL STONE AND GRIND STONE/OTH	77948	502033	113462	485894
680423 OTH MILLSTONE OF NATURAL STONE	4428	24998	2932	20886
680430 HAND SHARPENING POLISH STONE	1322	8517	884	6199
680510 BASE OF WOVEN TEXTILE FABRICS	21639	226471	54144	160538
680520 ON BASE OF PAPER OR PAPERBOARD	25625	122129	31844	135786
680530 ON BASE OF OTHER MATERIALS	6111	89503	6210	102779
680610 SLAG WOOL ROCKWOOL MINERAL WOL	3727	159569	3688	25682
680620 EXFOLIATED VERMICULITE EXPEND	18	5574	4631	5476
680800 PANELS,BOARDS,TILES BLOCKS ETC	1422	8331	1352	12375
680911 BOARDS,SHEETS,PANELS,TILES ETC	9511	49395	8200	37748
680919 OTH BOARDS,SHEETS,PANELS OF PL	4309	10812	132	6271
680990 OTH ARTICLE OF PLASTICS	390	5323	8	126
681011 BUILD BLOCK,BRICK OF CEMENT		161		
681019 OTH ARTICLE TILE,FLAGSTONE ETC	1464	16982	188	3318
681091 PREFABRICAT STRUCTURAL COMPONT		86713		

Contd.

10.11 Imports by Economic Categories (Detail)

(In Thousand Rupees)

ITEMS	JANUARY, 2015	FROM JULY, 2014	JANUARY, 2014	FROM JULY, 2013
681189 OTH ARTICLES NOT CON ASBESTOES		6449		
681291 CLOTHING ACCE OF ASBESTOES FIB		16		986
681292 PAPER MILLBOARD FELT ASBET FIBR		67		98
681293 COMPRESSD ASBESTOS FIB JOINING	11186	68769	4547	38004
681299 O-ARTI OF FABRICA ASBESTOS FIB	474	17174	1973	19474
681320 FRICTION MATERIA CON ASBESTOES	9141	107047	3538	55484
681381 BRAKE LININGS&PADS VEH-H-8711	34451	194335	28791	123231
681389 O-BRAKE LINE&PADS NOT CON ASBE	5187	35079	2067	22020
681410 PLATES,SHEETS STRIPS OF AGLOM		4083	1736	3554
681490 OTH, ARTICLES OF MICA	697	4543	435	3002
681510 NON ELETICAL OF GRAPHITE	34098	93630	8524	61019
681520 ARTICLE OF PEAT OTH ARTICLE	54	580		7
681591 CONTAIN MAGNESTIC DOLOMITE/CHR	36	36	303	309
690290 OTH REFERECTORY BRIK/BLOK TILE	10955	78565	407	61454
690310 CERAMIC CON>50% GRAPHITE,CARB	15496	60832	10568	50403
690320 COLD TUNDISH LINING SLIDE GATE	16274	145628	32519	133016
690890 OTH GLAZED CERAMICS WALLTILES	657785	3800151	489812	2761491
690911 LAB CERM WARE PORCELAIN/CHINA	353	1430	641	2056
690912 LAB CERM WARE HARD>9 MOH.SCALE		98	115	151
690919 LAB CERAMIC WARE CHM/TECH USE	5344	29897	200	8260
690990 OTH CERAMIC WARES AND SIMILARS	291	6272	176	929
691010 CERAMIC SINK,ETC.FIXT PORCELIN	53131	336050	29056	279663
691390 OTH STATUTTES, ORNAMENT	84	1034	154	354
691410 OTH CERAMIC ARTICLES OF PORCEL	5	300	925	1000
710700 BASE METALS CLAD WITH SILVER		38		
710812 OTH UNWROUGH(GOLD)NON-MONTERY	90931	1254863	1195163	17601520
710820 MONETARY (GOLD)		21946	2981023	23068226
711100 BASE-M-SILVER/GOLD,CLAD PLTNM		226		180
711810 COIN (O/T GOLD),NOT LEGAL TEND		18		
720720 CONT 0.25% MORE OF CARBON I/ST	2649	538432	58892	492611
720810 COILS, I/N-A-STEL-HOT ROLLED	67320	470021	75656	626700
720825 OTH C-HR-I/N-A-STL TH>4.75 MM	3187	44848		969661
720826 OTH C-HR-I/N-A-STLTH=3-4.75MM	13305	35718	2025	39036
720827 OTH C-HR-I/N-A-STL TH<3 MM	4780	227740	5239	899396
720836 OTH C-HR-I/N-A-STL TH>10 MM	25058	269408	17776	20338
720837 OTH C-HR-I/N-A-STL TH4.75-10MM		183941	388848	653895
720838 OTH C-HR-I/N-A-STL TH 3-4.75MM	490155	1977300	1408196	4790588
720839 OTH C-HR-I/N-A-STL TH<3 MM	811722	6383403	972979	8851593
720840 NOT IN COIL I/S H-ROL W/PATTERN	944	17993	3185	37534
720851 OTH N/COIL I/S H-ROL TH>10 MM	38978	1024924	118384	550486
720852 OTH N/COIL I/S H-ROLTH>4.75-10	44341	89124	7778	386467
720853 OTH N/COIL I/S H-ROL TH>3-4.75	5298	61812	21269	113334
720854 OTH C-HR-I/N-A-STL TH<3 MM	10356	57628	7940	37939
720890 OTH FLT-ROL PROD IRON WD>600MM	22086	296151	65567	1148783
720915 IN COIL I/S C-ROL TH 3MM/MORE	133122	526492	244726	681564
720916 IN COIL I/S C-ROL TH > 1 < 3MM	476396	3033779	498046	1994679
720917 IN COIL I/S C-ROL TH>0.5-1MM	265966	1950056	248257	1067440
720918 IN COIL I/S C-ROL TH > 0.5 MM	520722	1722097	105980	640106
720925 NOT IN COIL I/S C-ROL TH 3MM/>		9909	4701	6681
720926 NOT IN COIL I/S C-ROL TH>1M<3M	130663	529536	85793	377097
720927 C-ROL I/S TH 0.5 MM TO 1MM	107309	1334255	146588	926908
720928 NOT IN COIL I/S C-ROL TH<0.5MM	3195	60742		17659
720990 OTH FLT ROL PROD I/S WD>600MM	77980	536872	39265	413818
721011 I/STL PLAT/COAT TIN TH-0.5MM/>	5164	8353	190	6619
721012 I/STL PLAT/COAT TIN<0.5MM	328722	2461029	97448	952968

Contd.

10.11 Imports by Economic Categories (Detail)

(In Thousand Rupees)

ITEMS	JANUARY, 2015	FROM JULY, 2014	JANUARY, 2014	FROM JULY, 2013
721020 IR/STL PLAT/COAT WITH LEAD	52	2928		
721030 ELECTROLYTICALLY PLAT/COAT ZIN	300875	2284344	395024	1555330
721041 COR F-R PROD I/S ZINC COAT600		17070		52057
721049 OTH F-R PROD I/S COAT ZINC>600	2040227	10337779	1471269	8606214
721050 F-ROL I/ST COAT CHROMIUM OXIDE	15967	485484	52355	399263
721061 I/S PL/COT ALUMINIUM ZINC ALLY	45901	346516	11485	377437
721069 OTH F-ROL PROD I/S PL/COT ALUM	177	7578		32
721070 FR I/S PAINT/VARN, COATED PLAS	180844	1208966	137591	1047598
721090 OTH F-ROL PRD I/NA-ST CLD,COAT	5109	46982	9073	220621
721114 OTH F-ROLL I/S WD<600MMTH>4.75	17603	153924	8736	92188
721119 OTH F-ROLL I/S WD <600MM-CR	7190	72373	15459	71224
721123 F.ROL I/ST CR WT<0.25% CARBON	1402	28806	9798	12678
721129 OTH F-ROL PROD C/ROL WD<600MM	3418	82447	4297	45562
721190 OTH F-ROL PROD I/STL WD<600MM	62158	401979	21324	353297
721210 F-ROL PROD I/NA STL PLATE/COAT		255	7194	34064
721220 I/S ELECTROLYTCAL PL/CT W/ZINC	5696	53432	6858	153276
721230 I/STEEL OTH WISE PL/CT W/ZINC	185	20229	37339	81210
721240 I/STEEL PAIN/VABNI/COT W/PLAST	2025	12086	2222	15804
721250 I/STEEL OTHWISE PLATED/COATED	13812	66778	26607	58503
721260 CLAD,FLAT ROLLED PRODUCT I/STL				39
721310 BARS/RODS HOT/ROL I/S,CON RIBS	19077	78771	5545	74446
721320 BARS/RODS HOT/ROL FREE-CUT STL		53		
721391 OTH CIRCULAR C/SEC <14 MM DIA	261693	2325384	277696	1088740
721399 OTH BAR/ROD H-ROL IRR-WND-COIL	24446	340429	72020	219119
721410 BAR/RODS IRON NA STEEL FORGED	5301	81241	1921	34067
721420 BAR/ROD I/S CON RIBS GROOVES	3596	316853	8585	403854
721430 OTH BAR/RODS OT/THAN HEAD72.13	1799	19794	3104	5185
721491 OTH BAR/ROD I/S RETANGULAR C/S				633
721499 OTH BAR/ROD I/S O/THN H-72.13	61030	90722	91222	327803
721510 BARS/RODS FREE CUT STEEL COLD	1631	56633	10923	25035
721550 OTH BAR,ROD COLD-FORMED OF I/S		18781	2426	16963
721590 OTH BAR/RODS,OTH NONALLOY STEL	4002	11240	1191	16167
721610 U,,H SECTIONS H-ROL HIGH<80MM	8060	9282	2771	11635
721621 L SEC H/ROL HT<80 MM 1/NA STEL		6136		2208
721622 T SEC H/ROL HT<80 MM 1/NA STEL		446		2100
721631 U,,I OR H SEC H-ROL HT 80M 1/ST	31347	181708	5910	61722
721632 I SECTION	39651	370558	56100	87705
721633 H SECTION	48470	401058	16817	213586
721640 L&T SEC H-ROL HT 80MM OR MORE	14507	47050		9836
721650 OTH ANGLE/SHAPE SEC HOT H/ROL	5929	10979		
721661 ANGLE/SHAPE SEC COLD/ROLL	676	1902	147	3719
721669 OTH ANGLE/SHAPE SEC I/S C-ROLL		5084	11995	22285
721691 OTH C/FORM I/ST FLAT ROL PROD	362	7621	689	2096
721699 OTH ANGLE/SHAPE SEC IRON/STEEL	3876	50823	752	29752
721710 WIRE OF I/S NOT PLATED/COATED	14966	123501	23129	85363
721720 WIRE OF I/S PLATED/COAT W/ZINC	15680	90139	17340	81451
721730 WIRE I/S PLATED/COAT W/O B-MTL	62330	446733	97341	461665
721899 OTH SEMI-FINISHED PRO ST/STEEL		548		280
721911 F/ROL PROD ST/STEEL HR TH>10MM		3429	80	3077
721912 COILS ST/STEL-HR TH>4.75-10MM	7061	35320		18591
721913 COILS ST/STEL-HR TH>3MM-4.75MM	323	6989		3734
721914 COILS ST/STEL-HR TH>3MM	10030	45604	16132	44317
721921 COILS ST/STEL-HR TH>10MM		7298		7911
721922 COILS ST/STEL-HR TH>4.75-10MM		8131	2606	60024
721923 COILS ST/STEL-HR TH>3MM<4.75MM	3968	19448	326	38102

Contd.

10.11 Imports by Economic Categories (Detail)

(In Thousand Rupees)

ITEMS	JANUARY, 2015	FROM JULY, 2014	JANUARY, 2014	FROM JULY, 2013
721924 COILS ST/STEL-HR TH>3MM		34279	50619	64997
721931 COILS ST/STEL-CR-TH >4.75 MM	11218	61057	1286	20364
721932 COILS ST/STEL-CR-TH>3MM-4.75MM	10744	104692	12569	38692
721933 COILS ST/STEL-CR-TH >1MM <3MM	53289	277458	18099	142812
721934 COILS ST/STEL-CR-TH>0.5MM<1MM	87708	428982	49851	327607
721935 COILS ST/STEL-CR-TH >0.5MM	220132	1266973	189720	976957
721990 OTH F/ROL PROD ST/ST WD>600 MM	702407	3781063	561146	3325291
722011 F-ROL ST/STEEL H-ROL TH>4.75MM		1166		1664
722012 F-ROL ST/STEEL H-ROL TH<4.75MM	2666	10155	1481	21929
722020 COILS ST/STEEL H.ROLLTH <600MM	54579	400857	46038	351469
722090 OTH F/ROL PROD,ST/ST WD <600MM	4761	79089	10294	70003
722100 BAR/RODS H/ROL IN COIL ST/STEL	2112	3142		373
722211 BAR/ROD ST/ST NFW H/ROL CC/SEC	22367	139887	16669	96370
722219 OTH BAR/ROD ST/ST NFW HOT/DRWN	4518	29006	787	14059
722220 BAR/ROD ST/ST NFW C/FOR,C/FIN	3325	31524	12796	36193
722230 OTH BAR/ROD OF STAINLESS STEEL	10223	78529	12849	71729
722240 ANGLE/SHAPES&SECTION ST/STEEL	101	11791		2107
722490 OTH SEMI-FIN PROD OTH A/STEEL	267032	2538803		474
722511 GRAIN-ORIENTED SIL-ELEC-STEEL	134528	1337551	67876	500832
722519 OTH F/ROL PROD SIL-ELEC-STEEL	91639	386972	253913	1702906
722530 OTH NFW HOT/ROLLED IN COILS	2016176	13964996	749358	2216223
722540 OTH NFW HOT/ROLLED NOT IN COIL	82326	731611	43916	379246
722550 OTH ALLOY STEEL NOT WORK(RDUC)	194210	353041	50016	173610
722592 FLATROLLED PROD O/W ZINC PLATE		13116	246	616
722599 OTH F/ROL PROD OTH ALLOY STEEL	226522	1124641	145407	1169278
722611 GRAIN-ORIENTED SILICON ELEC ST	837	7204		119714
722619 OTH FLAT ROLL\PROD SILICON E/S		1046		
722620 FLAT/ROL PROD HIGH SPEED STEL		52		
722691 OTH FLATROL PROD NETWORK HOT/R	317694	504833	501	501
722692 OTH F/ROLL PROD NETWORK COLD/R	10916	138729	22802	93581
722699 OTH F/ROL PROD OTH ALLOY STEEL		2676	1082	26974
722790 OTH BAR/ROD H/ROLL W/COIL A/ST	157927	1316629	118917	1033139
722810 BAR/RODS OF HIGH SPEED STEEL			1692	12795
722820 BAR/RODS OF SILICO-MAG STEEL	3706	8541	324	4719
722830 OTH BAR/ROD HOT ROLLED	38560	629651	23020	336739
722840 OTH BAR/ROD NOWORK FORGED	4920	21665	7396	23070
722850 OTH BAR/ROD NOWORK C/FOR,C/F		2226		1592
722860 OTH BAR/ROD ALLOY STEEL NES	9134	45520	6890	49696
722870 ANGLES, SHAPES AND SECTIONS				11931
722880 HOLLOW DRILL BARS AND RODS		40881	372	11287
722920 WIRE OTH ALLOY STEL SILICOMANG	5768	30672	6381	12190
722990 OTH,WIRE OF OTHER ALLOY STEEL	12555	138201	12098	100081
730110 SHEET PILING IRON AND STEEL		20482		32019
730120 ANGLE SHAPES & SECTIONS OF I/S	3014	8818	2476	3474
730210 RAILS OF IRON AND STEEL		273104	14274	15999
730230 SWITCH BLADE, CROSS-FROG P/ROD		100		
730240 FISH-PLATES AND SOLE PLATES		424		1473
730290 OTHER MATERIALS JOINTING RAILS	37710	331640	1703	2283
730300 TUBE/PIPE,HOLLOW PROFILE C/IRON	77402	152982	1776	20171
730411 L.P FOR OIL&GAS S-STL SEAMLESS		6482	7830	56470
730419 OTH LINE PIPE I/S FOR OIL&GAS	63041	1008467	51992	429788
730422 DRILL PIPE S-STL DRILL OIL/GAS		176912		28890
730423 OTH DRILL PIPE I/S FOR OIL&GAS	412559	5171462	571315	2608724
730424 OTHER PIPE OF STAINLESS STEEL	37669	1049290		25932
730429 OTH CASING,TUBING I/S-OIL/GAS	167359	2598462	266056	1983882

Contd.

10.11 Imports by Economic Categories (Detail)

(In Thousand Rupees)

ITEMS	JANUARY, 2015	FROM JULY, 2014	JANUARY, 2014	FROM JULY, 2013
730431 O- COLD-ROLLRD C.C.SEC I/N.A.S	13788	148629	29737	124980
730439 OTH CROSS SECTION OF N.A-STEEL	141866	1315741	156066	1369970
730441 COLD ROLD CR-SEC OF STAIN-STL	64336	145610	12926	77307
730449 OTH CROSS SECTION OF STAIN-STL	78642	307771	78561	301532
730451 O-C.C.SEC COLD ROL(ALLOY-STL)	164	41819		17739
730459 O-CIR CROSS SEC OF (ALLOY-STL)	2702	31015	2125	42674
730490 O-TUBE PIPE/HOLLOW -PRO SEAMLE	10796	482579	345533	825091
730511 LINE PIPE USED OIL/GAS WELDED	3284	93183	10130	18777
730512 OTH LINE PIPE USED OIL GAS WLD	4290	20577	13452	13452
730519 OTH LINE PIPE USED OIL/GAS P/L	1743	823857	17733	63582
730520 CASING FOR DRILLING,OIL/GAS		34983		
730531 OTHER, LONGITUDINALLY WELDED				89534
730539 OTHER, WELDED TUBES AND PIPES	11609	154674		49676
730590 OTHER, TUBES AND PIPES	243	199650	461	5393
730611 L.P-WELDED OF STA-STL(OIL/GAS)	7427	72277		2331
730619 OTH-LINE PIPE O/G PIPELINE I/S	13049	208118	35170	177273
730621 CAS/TUB WELDED LINE PIPE STA-S				546
730629 O-CASING/TUB LINE PIPE O/G I/S	3068	100669		23204
730630 COPPER COAT MILD STL TUB-8.5MM	57235	354078	74595	261212
730640 O-WELDED C.C.SEC OF STAIN-STL	165857	1102111	87228	682792
730650 O-WELDED C.C.SEC NON ALLOY-STL	20112	266189	77951	245260
730661 O-TUBE,PIPE WELD SQUARE C-SEC	17670	277849	1825	67134
730669 TUBE/PIPE WELD OF OTH C.C-SEC		2606		791
730690 OTH TUBE PIPE HW-PROFILR I/STL	6083	135715	79367	122655
730711 CAST FIT N-MALLEABLE CAST-IRON	7159	238269	18448	38705
730719 OTHER, CAST FITTINGS	29290	279389	45924	300992
730721 FLANGES, OF STAINLESS STEEL	4881	56906	10964	40299
730722 THREADED ELBO,BEND,SLV S/STEEL	5811	41350	184672	196062
730723 BUTT WELDING FITTING STAINSTEL	12610	56640	1642	22215
730729 OTH TUBE,PIP FITTING STAINSTEL	27324	759829	145698	385145
730791 FLANGE AIR-P AGRI-TRACTOR<=80H	56337	237192	63148	222691
730792 THREAD ELBO,BEND/SLV IRN/STEEL	15534	257730	30539	100313
730793 BUTT WLEDING FITTING IRON/STEL	13542	165441	8378	115342
730799 OTH TUBE,PIP FIT IRN/STEL NEC	209317	1938623	175789	1536858
730810 BRIDGES AND BRIDGE-SECTIONS		32989	299674	341613
730820 TOWERS AND LATTICE MASTS	664474	2351133	138693	447571
730830 DOR,WIN/FRAMES,TH-HOLD,FORDORS	60475	392089	3480	144683
730840 EQUIP SC-FOLD SHUT PROP PITPRO	29846	174236	16439	57886
731100 CONT COMPRESSED/LIQUID GAS IR/S	54137	398592	303025	521014
731210 STANDARD WIRE ROPES AND CABLES	52361	433864	36282	363268
731290 OTH WIRE,ROPE,CABLE,SLINGS I/S	11540	158494	6098	199060
731300 BRABED WIRE OF I/S TNIS HOOP	5842	39763	2470	25461
731412 ENDLESS BAND MACH STEL W-CLOTH		3180	1813	3730
731414 OTH WOVEN CLOTH OF STAIN STEEL	2095	14150	7283	36811
731419 STEEL CORD FABRIC LIN MNF TYRE	10233	23033	3771	22245
731420 GRIL NET FENC W/LD D=3MM MS100	1166	42851	926	7769
731431 OTH GRL NEW FENC/WLED COTD ZNC		10		
731439 OTH GRL NET FENCING AT INTSEC	27	29422	1442	2091
731441 OTH CLO GRL NET FENC PL/COT ZN	12602	57945	11389	82712
731442 OTH CLO GRL NET FENC PL/COT PL	555	10948	1207	17983
731449 OTH CLO GRL NET /FENFING	32594	193581	9668	67925
731450 EXPANDED METAL OF IRON OR STEL	1129	1151		
731511 ARTICULATED LINK ROLLER CHAIN	60422	548021	49335	367840
731512 OTHER CHAIN, ARTICULATED LINK	8946	115753	27383	122569
731519 PARTS, ARTICULATED LINK CHAIN	14484	48014	1982	15498

Contd.

10.11 Imports by Economic Categories (Detail)

(In Thousand Rupees)

ITEMS	JANUARY, 2015	FROM JULY, 2014	JANUARY, 2014	FROM JULY, 2013
731520 SKID CHAIN	25	126		25
731581 STUD LINK	1479	8479	1717	5294
731582 OTHER, WELDED LINK	6029	24128	2039	6555
731589 OTHER CHAIN,	2872	13353	8834	31028
731590 OTHER PARTS OF CHAIN	4369	16102	793	8583
731600 ANCHORS,GARPNELS PARTS IRON/ST	5982	29924	4787	48112
731700 NAILS,TAKES,DRAWING PINS IR/ST	28364	166190	30767	133799
731811 COACH SCREW I/S THREADED	155	14038	881	2138
731812 OTH WOOD SCREW I/S THREADED	4277	15789	545	10973
731813 SCREW HOOKS,SCREW RING RVT I/S	481	1912	354	1480
731814 SELF-TAPPING SCEWS, THREADED	8816	105439	21765	90217
731815 OTH SCREW,BOTLS W/N NUT/WASHER	278525	931819	133907	762050
731816 NUTS, THREADED OF IRON/STEEL	60381	451340	34824	182454
731819 OTH BOLT,NUT,WASHER,RVT I/S TH	20251	124399	18845	106332
731821 SPRING WASHER LOCK WASHER N-TH	1591	21412	7084	43955
731822 OTHER WASHERS. NON-THREADED	9297	69208	15495	57693
731823 RIVETS, NON-THREADED	8269	217368	58262	363280
731824 COTTERS/PINS NON THREADED I/S	922	8923	218	4445
731990 OTH KNITTING NEDLS,CRO HOOKS	7417	61578	3033	48436
732010 LEAF-SPRINGS&LEAVES THEREFOR	12478	40625	9496	65960
732020 HELICAL SPRINGS	584	12274	4813	13878
732190 PARTS OF I/S,COOK APPLI&PLAT-W	9617	79832	10939	40844
732211 RADIATORS/PARTS CAST IRON E-EL	51	4219		2653
732219 OTH RADIATOR AND PARTS THEREOF	3451	17909	3866	18349
732490 OTHER, INCLUDING PARTS	9434	67665	7857	32739
732510 OTH CAST ARTI I/S N-MEL C-IRON	947	8362	26027	26571
732591 GRINDING BALLS SIMI ARTI MILLS	28138	166948		57686
732619 OTH ATI FORGED/STAMPED N-WORK	20633	287060	53525	364073
732620 ARTICLES OF IRON OR STEEL WIRE	3151	15041	1540	17298
740500 MASTER ALLOYS OF COPPER.		2696		216
740610 COPER-POW OF NON-LAMELLAR STRU	4721	16992	2138	12718
740620 COPER-LAMELLAR STRUCTURE FLAKE	3769	91090	23710	67367
740710 BAR,RODS OF REFIND COPPER	71116	534681	147240	1612039
740721 COPPER BAR,ROD PROFIL ZINC BAS	909	16684	41179	331766
740729 OTH BAR,ROD,PROFIL COPP ALLOYS	7931	21655	2065	37009
740811 WIRE REF COPP MAX CR-SEC DI>6M	31373	229478		32690
740819 OTHER, WIRE OF REFINED COPPER	7377	74308	5148	93817
740821 WIRE OF COPPER ALLOY ZINC BASE	10516	32011		21392
740822 WIRE OF COPPER ALLOY NICK BASE		1879		4828
740829 OTH WIRE OF COPPER ALLOYS ETC	2730	7797	215	1456
740911 PLAT,SHEET,STRIP REF COPP COIL	17858	118095	32007	129590
740919 OTH PLAT SHEET&STRIP REF COPP	21191	34392	185	5005
740921 PL,SH&STRIP COPP ZINC BAS COIL	18673	127261	20852	94835
740929 OTH PL/SH/STRI COPP ZINC BAS	1545	21352	7259	17650
740931 PL/SH/STRIP COPP TIN BAS COILS	1875	1926		3997
740939 OTH PL/SH/STRIP COPP TIN BAS-C	586	980		344
740940 PL/SH/STRIP COPP NICKLE BASE		38	1502	1502
740990 PL/SH/STRIP OTH COPP ALLOYS NS	6056	9120	63	117
741011 FOIL REFINED COPP NOT BACKED	66752	459291	20581	335446
741012 FOIL OF COPP ALLOYS,NOT BACKED	38076	366299	33404	262954
741021 FOIL OF REFINED COPPER,BACKED	7299	31258	9586	37519
741022 FOIL OF COPPER ALLOYS,BACKED		13178		1939
741110 TUBE & PIPE OF REFINED COPPER	99043	822400	101713	758303
741121 TUB&PIPE COPP ZINC BAS ALLOYS		11956	2472	12499
741122 TUB&PIPE COPP NICKLE BAS ALLY		3198		

Contd.

10.11 Imports by Economic Categories (Detail)

(In Thousand Rupees)

ITEMS	JANUARY, 2015	FROM JULY, 2014	JANUARY, 2014	FROM JULY, 2013
741129 OTH TUBE&PIPE OF OTH COPP ALLY	5589	15649	1316	13412
741210 COPP TUBE/PIPE FIT REF COPPER	22	1965		512
741220 COPP TUBE/PIPE FIT COPP ALLOYS	570	23583	8341	39680
741300 STANDARD WIRE,CABL PL-BAND-NEI	109	1085	37985	81665
741510 NAIL,TACK,DRW-PIN,STAPL,S-ARTI		1479		3161
741521 WASHERS/INCL SPRING WASH N-THR	35	1095	16	1053
741529 OTH NOT THREADED ARTI COPPER	1018	4505	3021	7110
741533 OTH THRD SCREW,BOLT,NUT COPPER	227	5794	137	1617
750400 NICKEL POWDERS AND FLAKES.	476	12575		8871
750511 BAR,ROD,PROFILE NICKLE N-ALLOY		111		344
750512 BAR,ROD,PROFILE NICKLE ALLOYED		1021		1124
750521 WIRE OF NICKEL, NOT ALLOYED		2023		2661
750522 WIRE OF NICKEL, ALLOYED	218	16956		11959
750610 PLAT,SHET,STRIP,FOIL NICK N-AL	20896	57506	8510	52060
750620 PLAT,SHET,STRIP FOIL NICK ALOY	4105	19028		17337
750711 TUBE&PIPE OF NICKEL NOT ALLOYD		775		
750712 TUBE & PIPE OF NICKEL ALLOYED		17277	9755	38625
760200 ALUMINIUM WASTE AND SCRAP.	429565	3401055	383126	2446561
760310 POWDER OF NON-LAMELLAR STRUCTU	2437	19034		10010
760320 POWDER OF LAMELLAR STRU FLAKES	6869	26653	4704	14353
760410 BAR ROD PROFILE ALUM NOT ALLOY	2429	32680	5828	17916
760421 HOLLOW PROFILES OF ALUM ALLOYD	720	9661		9623
760429 OTH BAR,ROD&PROFIL ALUM ALLOYD	1501	41107	2238	24018
760511 ALMU WIRE N-ALLOY MAX DIA>6MM	10664	117357	107	113019
760519 OTH ALUMINIUM WIRE NOT ALLOYED	3373	68407	4340	29389
760521 ALUM WIR ALLOY MAX CRS DIA>7MM	492	742	10942	22431
760529 OTH ALUMINUM WIRE, ALLOYED	6057	22621	783	27524
760611 RECTANGLE&SQUARE ALUM NOT ALLY	42896	254311	59560	315648
760612 RECTANGULAR/SQ ALUM MOTALLOYED	106249	798008	68710	506614
760691 OTH PL,SHET,STRL ALUM NOT ALOY	5041	31842	322	7411
760692 OTH PL,SHET&STRIP ALUM ALLOYED	525	73696	5267	126101
760711 ALUM FOIL ROLLED N-WORK/BACKED	167890	1474509	197347	1352983
760719 OTH ALUMINIUM FOIL NOT BACKED	168152	1070565	87662	703567
760720 ALUMINUM FOIL, BACKED	139963	895966	178997	871885
760810 TUBE, PIPE OF ALUM NOT ALLOYED	22	3979		2058
760820 TUBE, PIPE OF ALUM ALLOYED	7908	60469	9171	43886
760900 ALUM TUBE,PIPE FIT(COUP/ELBOW)	2435	18443	547	12475
761010 DOORS,WINDOW, FRAMS,THRESHOLDS	3967	45381	252	17180
761300 ALUM CONT FOR COMP/LIQUE GAS	1592	5881	25691	34085
761410 STAND WIR,CABL PL,ALU S-CORE		66892	117475	706337
780200 LEAD WASTE AND SCRAP.	1857	2138		13762
780411 LEAD SHET STRIP FOIL TH>0.2MM		436		
780419 OTHER , LEAD PLATES		5836		3278
790310 ZINC DUST(BLUE POWDER)	4152	7222	2788	16413
790390 OTHER ;ZINC POWDER AND FLAKES		1412	1861	1861
790400 ZINC BARS,RODS,PLROFILE&WIRE		12069	3434	17837
800200 TIN WASTE AND SCRAP.		14		79
811300 CERMETS&ARTICLE INCL WAS/SCRCP		44		
820110 SPADES AND SHOVELS	354	7559		1274
820130 MATTOCKS, PICKS, HOES & RAKES		59	9	355
820140 AXES,BILLS HOOKS&SIMI HEW TOOL	65	138	11	217
820150 SECATEURS&ONE-HAND PRUNERS SHR		19		
820160 HEDGE SHEARS, TWO-HAND PURNING	902	1077	169	169
820190 OTH HAND TOOL AGRICUL,HORTICUL	215	806	193	9430
820210 HAND SAWS	3559	28619	4669	20549

Contd.

10.11 Imports by Economic Categories (Detail)

(In Thousand Rupees)

ITEMS	JANUARY, 2015	FROM JULY, 2014	JANUARY, 2014	FROM JULY, 2013
820220 BAND SAW BLADES	1080	7066	422	6866
820231 CIRCULAR SAW BLADE WITH STEEL	2755	36316	6510	21003
820239 OTH CIRCULAR SAW BLADE,O/MATER	4547	18022	341	14225
820240 CHAIN SAW BLADES	956	6318	1535	4693
820291 STRAIGHT SAW BLADES,WORK METAL	951	6159	451	4337
820299 OTHER SAW BLADES	12097	52035	6556	63205
820310 FILES, RASPS & SIMILAR TOOLS	5234	53516	6950	80962
820320 PILERS,PINCERS,TWEESZERS S-TOL	15947	109212	9179	67728
820330 METAL CUTTING SHEARS&SIM TOOLS	1317	10203	165	11241
820340 PIPE CUTTERS BOLD CROPPERS,ETC	1185	16602	1685	17755
820411 NON-ADJUS H-OPER SPANER,WRENCH	19248	186440	25333	141874
820412 ADJUSTABLE H-OPER SPANER,WRENC	14055	109070	24919	101254
820420 INTERCHAGEABLE SPANNER SOCKETS	3873	28531	1068	19200
820510 DRILLING,THREADING TAPPING TOL	87	12457	1487	12443
820520 HAMMERS AND SLEDGE HAMMERS	1223	21142	1519	17700
820530 PLANES,CHISELS,GOUGE WOOD WORK	1284	9276	565	1952
820540 SCREW DRIVERS	9252	68328	11425	39710
820551 OTHER HAND TOOLS H-HOLD N.E.S.	1868	12039	773	4161
820559 OTH HAND TOOL(GLAZZIER DIMOND)	18909	103753	15920	195303
820560 BLOW LAMPS	137	478		173
820570 VICES, CLAMPS AND THE LIKE	1904	18406	1778	9299
820590 SETS OF ARTI.TWO/MORE,SUB-HEAD	5197	76686	4300	39670
820600 TOOL TWO/MORE OF H.82.02TO.05	2364	9616	1938	26377
820713 ROCK DRILLING,EARTH BORING TOL	794	16309	1282	10846
820719 OTH INC PARTS ROCK DRIL,E-BORI	127234	1433507	284380	1269072
820720 DIES FOR DRAWING/EXTRUD METAL	7072	101467	3559	65694
820730 TOOL FOR PRESS, STAMPING/PUNCH	3547	47574	4714	118313
820740 TOOLS FOR TAPPING OR THREADING	653	9191	12072	52988
820750 TOOL FOR DRILLING O/T ROCK DRL	13189	223437	99667	239239
820760 TOOLS FOR BORING OR BROACHING	8537	20872	2587	28474
820770 TOOLS FOR MILLING	2325	19218	769	26516
820780 TOOLS FOR TURNING	6927	44709	3328	20343
820790 OTH INTERCHANGEABLE TOOLS	29924	250863	86093	356670
820810 KNIVS&CUTING BLADE METAL WORK	2869	16880	2898	28645
820820 KNIVS CUTING BLADE WOOD WORK.	2687	23259	4361	19873
820830 KNIVS&CUTING BLADE KITCHEN APP	688	12731	433	5324
820840 KNIVS&CUTING BLADE AGRI HORT	1677	15585	2286	8196
820890 OTH KNIVS CUTING BLADES F/MAC	27764	303756	108130	456887
830260 AUTOMATIC DOOR CLOSERS	5714	30192	11608	39864
831190 OTH WIRE&RODS AGGLOMTR B/METAL	26129	719449	15996	74048
840120 MACH/APPRAT,ISOTOPIC SEPRATION		83419		
840130 FUEL ELEMENT NON-IRRADIATED		96		
840140 PARTS OF NUCLEAR REACTORS		3354641		1430825
840211 WATERTUBE BOIL S/PROD>45T/H	263320	1775453	195420	371439
840212 WATERTUBE BOILER S/PROD-45T/H	127900	854000	98846	166403
840219 OTH VAPOUR GENERATING BOILERS,	55388	758527	1356415	1568617
840220 SUPER-HEATED WATER BOILERS		42510		9397
840290 PARTS OFSTEAM/OTH VAPOUR G/BOL	16467	156177	303432	1325310
840310 BOILERS	735	15138	670	14841
840390 PARTS CENTRAL HEATING BOILERS	157	408009		45445
840410 AUXILIARY PLANT FOR BOILER	4002	4055830		10169
840420 CONDENSERS STEAM/VAP POW UNIT		202992	92720	124341
840490 PARTS MASHINE H-8404.1000	75649	168609	4557	265136
840510 PRODUCER WATER GAS GENERATORS	44412	208450	19354	718500
840590 PART PROD GAS WATER GENERATOR	5007	161652	6668	29004

Contd.

10.11 Imports by Economic Categories (Detail)

(In Thousand Rupees)

ITEMS	JANUARY, 2015	FROM JULY, 2014	JANUARY, 2014	FROM JULY, 2013
840610 TURBINES FOR MARINE PROPULSION		543		
840681 OTH TURBINE OUTPUT EXCEED 40MW			105519	278026
840682 O-TURBINE OUTPUT NOT EXC 40MW		729151	18261	282033
840690 PARTS OF STEAM TURBINES	99244	1680614	1964617	3572322
840710 AIRCRAFT ENGINES	104131	395203	373886	1058861
840721 MARINE PROPULSION ENGINES	37788	202587	50419	282751
840729 OT MARINE SPARK-IGN-ROTRY ENG.		1095	106	2369808
840731 PISTION ENGINE CAPACITY-50CC	244	47545	46	566
840732 PISTON ENG CAPACITY 50-250CC	57477	350179	57290	258926
840733 PISTON ENG CAPACITY 250-1000CC	11586	37260	3510	45014
840734 PISTON ENG CAPACITY EX1000CC	15764	102897	8372	60471
840790 OTH ENGINES	33202	250368	46267	219806
840810 MARINE PROPULSION ENG-DIESEL	4783	41141	644	10466
840820 ENGINE FOR VEH CHAPTER-87	30578	212058	42589	228959
840890 OTH ENGINES	37867	841203	57212	537540
840910 PARTS FOR AIRCRAFT ENGINES		3396	342	1517
840991 PARTS,SPARK-IGNITON PIST ENGIN	464401	3482407	227973	3751663
840999 OTH PART,COMPRES-IGN PIST ENG	575209	5065326	614744	4196364
841011 HYD,TURBINE,WATER WHEEL-1000KW		199923	238240	340600
841012 HYD,TURBN W/WHEEL-1000-10000KW	61114	71392	53609	164473
841013 HYD TURBINE,W/WHEEL>10,000KW	742	1822788		269811
841090 PARTS, INCLUDING REGULATORS	833	915054	45	244894
841111 TURBO-JET THRUT NOT EXCED25KN			252779	284758
841122 TURBO-PROPLER EXCEED 1100KW				160
841181 OTH GAS TRBIN NOT EXCD 5,000KW	51196	51196		33074
841182 OTH GAS TURBIN EXCE-5,000KW		1105582		1216896
841191 PARTS TURBO-JET /PROPELLERS	33	33		1442
841199 OTH, PARTS OF GAS TURBINES	1273733	7103397	899760	7814223
841210 REACTION ENG OTH THAN TURB-JET		287		
841221 LINEAR ACTING,HYD ENGINE&MOTOR	7892	35307	762	14105
841229 OTH, HYDRAULIC POWER ENG&MOTOR	28110	138540	7636	87851
841231 LINERA ACT,PNEUMATIC ENG&MOTOR	1436	29602	622	16134
841239 OTH, PNEUMATIC ENG & MOTOR	7964	38802	12694	39035
841280 OTH, ENGINES AND MOTOR	654	256217	3933500	4137631
841290 PARTS OF ENGINES AND MOTOR	184062	345805	40450	109158
841311 PUMPS FOR DISPENSING FUEL/LUB	10185	206478	40910	488464
841319 O-PUMP FITTED MEASURING DEVICE	11374	152513	130476	480568
841320 HAND PUMP O/THN H-841311,19	1480	7274	428	3608
841330 FUEL LUBRICATING/COOLING PUMPS	220520	1005158	33467	873169
841340 CONCRETE PUMPS	22290	95246	76252	708449
841350 OTH POSITIVE DISPLACEMENT PUMP	689598	809943	9020	121891
841360 OTH ROTARY PIDISPLACEMENT PUMP	5548	68582	1697	59452
841370 OTH CENTRIFUGAL PUMS	190660	2425552	204803	1209888
841381 OTH PUMS LIQUID ELEVATORS	51762	540205	41513	694942
841382 LIQUID ELEVATORS	3163	505760	2182	160345
841391 PART OF PUMPS	163769	1482993	180704	961963
841392 PARTS OF LIQUID ELEVATORS PUMP	1048	3225	37	12173
841410 VACUUM PUMS	24191	128255	34525	86279
841420 HAND/FOOT OPERATED AIR PUMS	2100	19849	860	17381
841430 COMPRESSOR REFRIGERATOR EQUIP	933348	5091743	1097427	5329309
841440 AIR COMPRESSORS MOUNTED W/CHAS	4671	214879	16746	90376
841451 FANS TABLE,FLOOR,WALL,WINDOW	48556	371981	68184	297480
841459 OTH FANS	20986	691534	38798	242672
841460 HOODS MAX-HORIZONTAL SIDE120CM	15836	98990	8748	93409
841480 OTH GAS COMPRESOR&RECYCL RODS	1235501	6768873	479304	2319463

Contd.

10.11 Imports by Economic Categories (Detail)

(In Thousand Rupees)

ITEMS	JANUARY, 2015	FROM JULY, 2014	JANUARY, 2014	FROM JULY, 2013
841490 PARTS AIR/VACUM PUMPS ETC.	174710	2274745	106225	975881
841510 WINDOW/WALL TYPE AC/SPLIT SYS	128788	972336	107925	1110590
841520 A.C.MACHINES FOR MOTOR VEHICLE	1039	18003	111	1568
841581 A.C.MACH COMP MOTOR DRI FAN	1626	76496	12798	71429
841582 O- AC INCOR REFRIGIRATING UNT	13348	84516	13195	227636
841583 OTH A.C. MACH NOT REFRIG UNIT	57376	440050	16616	201920
841590 PARTS OF AIR CONDITION MACHINE	343046	1971303	501501	2018669
841610 FURNACE BURNERS LIQUID FUEL		2897	28	13956
841620 OTH FURNAC BURNER INCL COMBINT	2678	159850	21458	96383
841630 MECHANICAL STOKERS GRATES ETC	183149	524540	58250	301907
841690 PART OF BURNRS OTH ART OF 7412	5287	68852	5461	51403
841710 FURNAC & OVEN F/ROAST/MELTING	1121	52652	31649	155279
841720 BAKERY OVENS INCL BISCUIT OVEN	4475	51337	14645	143601
841780 OTHER FURNANCE AND OVENS INDUS	2396	496002	571	257905
841790 PART OF INDUSTRIAL LAB FURNACE	11846	180150	15745	153959
841810 COMBINED REFRIG-FREEZE W-DOORS	18453	85526	75	39565
841821 REFRIGERATORS HOUSEHOLD TYPE	15901	219272	13357	209960
841829 OTH REFRIGERATOR HOUSHOLD TYP	47303	197863	25581	121742
841830 FREEZERS OF CHEST TYPE	1954	27937	1480	10680
841840 FREEZERS OF THE UPRIGHT TYPE	2523	24624	282566	304352
841850 O-FURNI-STORAGE,DISPLY FRZ EQU	2538	52004	227159	259969
841861 OTH REFRIG FREZ EQPT HEAT PUMP	5756	6179	19369	33794
841869 OTH REFRIG FREZ EQUIP HEAT PUMP	219349	1392616	750047	1766399
841891 FURNITURE REFRIG FREEZING EQPT	1548	7050	413	2292
841899 OTH PARTS REFREGERATING EQUIPT	252727	1631209	219637	1712634
841911 INSTANT GAS WATER HEATERS	2337	174967	1002	58129
841919 OTH INSTANT STRONGWATER HETER	9601	82115	20371	96970
841920 MEDICAL SURGICAL LAB STERILISE	102599	367467	169615	322845
841931 DRYERS AGRICULTUL PRODUCTS		6137		462
841932 DRYERS WOOD PAPER PULP P/BOARD	3421	11735		14605
841939 OTHER DRYERS	69207	320956	31857	1264419
841940 DISTILLING RECTIFYING PLANT	4455	163827	2629	75318
841950 HEAT EXCHANGE UNITS	35524	744162	24629	408720
841960 MACHINERY LIQUIFY AIR O/GASES	31977	688254	8672	81187
841981 OTH MACH PLANT EQPT HOT/COL FD	41617	179728	25602	167721
841989 OTH MACHINERY PLANT AND EQPT	1397364	7835644	1425296	5922488
841990 PARTS MACH PLANT LAB EQUIP ETC.	49980	4096898	617925	1189019
842010 CALENDERING OTH ROLL MACHINES		42438	33653	46352
842091 CYLINDER(FOR CALENDERING MACH)	4378	23607	4079	11800
842099 OTH PART OF CALENDER MACHINE	5255	29556	2693	12822
842111 CREAM SEPARATORS		15027		1551
842112 CLOTHES-DRYERS	675	2120	545	1952
842119 OTH CENTRIFUGES INCLUDING DRYR	84636	1481052	125279	853361
842121 FILTERING PURIFY MACH&APARATUS	99457	2683871	410739	2860742
842122 FILTERING MACH FOR BEVERAGES	542	30400	734	17654
842123 OIL&PETROL-FILTER INT.COMBSN	14779	164172	34052	156951
842129 OTH FILTER MACHS APPARATUS NES	47607	572132	138706	411140
842131 INTAKE AIR FILTER COMBTION ENG	39659	1258255	21474	347391
842139 OTH FILTERING PURIFY MACH/APPA	138148	1320720	475302	1554958
842191 PARTS CENTRIFUGES INCL DRYER	29797	575665	62807	405991
842199 PARTS OF FILTERING PURIFY MACH	169395	834522	41524	279075
842211 DISH WASHING MACHINE HOUSEHOLD	1807	9723	2023	5828
842219 OTHER DISH WASHING MACHINE	2983	4914		4338
842220 MACH CLEANING/DRYING BOTTLE	14348	70033	23133	38803
842230 MACH FILLING/CLOSING BOTTLES	350801	3815634	1771669	5434551

Contd.

10.11 Imports by Economic Categories (Detail)

(In Thousand Rupees)

ITEMS	JANUARY, 2015	FROM JULY, 2014	JANUARY, 2014	FROM JULY, 2013
842240 OTH PACKING WRAPPING MACHINE	557388	1279608	291618	1077431
842290 PARTS MACH FIL/CLEAN WRAP PACK	224060	1318576	140440	1024342
842310 PERSONAL WEIGHING MACHINES	1483	33236	2834	17874
842320 SCALES FOR CONT WEIGHING GOODS	89	20428	442	1238
842330 CONSTANT WEIGHT SCALES/HOPER	731	5200	430	39401
842381 OTH WEIGHT MACHINERY-30KG	36032	60149	3468	13756
842382 OTH WEIGHT MACH CAP-30-5000KG	23365	117849	13992	116761
842389 OTH WEIGHING MACHINERY	43063	88663	5120	121324
842390 WEIGHT MACH WTS ALL KINDS&PART	4392	44055	22147	109096
842410 FIRE EXTINGUISHERS W/N CHARGED	9252	242582	10222	98635
842420 SPRAY GUNS&SIMILAR APPLIANCES	19025	78805	13674	60268
842430 STEAM,SAND BLAST,JET PROJ MACH	22486	42246	1186	69980
842481 AGRICULTURAL OR HORTICULTURAL	18736	137612	12449	115253
842489 OTH APPL PROJ/DISPERS/SPRY LQD	5187	146801	19399	307854
842490 PART MECH APPLIANCE SPRAY ETC.	403583	612957	45252	353289
842511 PULLEY TACKLE HOISTS POWER	3760	97081	5241	39863
842519 O-PULLY/HOISTS/WINCH/CAPSTANS	4812	93774	103911	211080
842531 WINCH CAPSTAN POWER E/MOT	3257	16042	13367	19313
842539 WINCHES CAPSTAN	23437	53387	3400	37793
842541 JACKS,HOISTS-RAISING VEHICLES	1433	21070		2587
842542 OTH JACKS AND HOISTS HYDRAULIC	23446	128026	12728	112363
842549 OTH MECHANICAL HANDING EQUIPMT	589	13468	458	3533
842611 OVERHEAD-TRAVELING CRAN F-SUPO	12658	110601	32853	415329
842612 MOBILE LIFTING FRAME ON TYRES	91	41691	37	65748
842619 OTH O/HEAD TRAVEL/TRNSPOT CRAN	32048	174221	3123	1575633
842620 TOWER CRANES	40326	255425		150969
842630 PORTAL OR PEDESTAL JIB CRANES		34878		
842641 O-MACHINERY SELF PROP ON TYRES	3984	175074	7015	14230
842649 OTH MACHINERY SELF PROPELLED	11245	342260		697772
842691 O-MACH DESIGED MOUNT ROAD VEH	2790	4057	2384	6661
842699 OTH MACHINERY NOTSELF PROPELED		20875		64222
842710 SELF PROPELL TRUCK WITH EL MOT	47085	286156	18125	171335
842720 OTHER SELF-PROPELLED TRUCKS	94854	560435	108133	488225
842790 OTH WORK TRUCK LIFT/HAND EQUIP	15371	62451	27917	100316
842810 LIFTS AND SKIP HOISTS	372367	914128	177995	503993
842820 PNEUMATIC ELEVATORS&CONVEYORS	326	235552	3509	16385
842831 ELEVATOR/CONVEYOR,UN/GROND USE		538		416
842832 OTH ELEVATOR/CONVEYOR BUKT TYP	47648	122564		20032
842833 OTH ELEVATOR/CONVEYOR BLT TYPE	1255	256851		63863
842839 OTH CONT ACTELEVATOR,CONVEYOR	44359	325131	37430	301526
842840 ESCALATORS & MOVING WALKWAYS	146729	839670	17585	91585
842860 TELEFERICS CHAIR-LIFT,F/FURNIC	7516	11607	358	2077
842890 OTH MACHINERY LIFT/HANDLE ETC.	80946	538294	4938	246949
842911 TRACK LAYING BULDOZER/ANGLDOZR	714	473242		214592
842919 BULDOZRS/ANGLEDRO/TRACK LAYING	7577	154646	3974	69299
842920 GRADERS AND LEVELLERS	198906	297001	3408	60195
842930 SCRAPERS		1156		
842940 TAMPING MACHINE & ROAD ROLLERS	100929	191026	34092	169920
842951 FRONT-END SHOVEL LOADERS	41979	350296	115842	1813077
842952 MACHINERY 360 REVOLVG S/STRUTE		357		2463
842959 OTH MECHANICAL SHOVALS EXCAVOR	344115	1726463	308619	1481420
843010 PILE-DRIVERS /EXTRACTORS	777	48559		76315
843020 SNOW-PLOUGHS AND BLOWERS				6138
843031 SELF-PROP COAL ROCK CUTTER		221		103
843039 OTH SELFPROP COAL/ ROCK CUTTER	53585	56932		60367

Contd.

10.11 Imports by Economic Categories (Detail)

(In Thousand Rupees)

ITEMS	JANUARY, 2015	FROM JULY, 2014	JANUARY, 2014	FROM JULY, 2013
843041 OTH BORS SINK MACH SELF-PROPEL	9689	104681	11549	30507
843049 OTH BOR/SINK MACH NOT SELFPROP	2109210	6841656	34431	5794529
843050 OTH MACHINERY SELFPROPELLED	6916	59676		23987
843061 TAMP COMPACT MACH NOT SELFPROP	677	9538	204	66920
843069 OTH MACHINERY NOTSELF-PROPELED	51	25318	117	16026
843110 PARTS MACHINERY HEADING 84.25	7307	26876	13460	30005
843120 PARTS MACHINERY HEADING 84.27	12221	45607	24100	53183
843131 PARTS OF LIFT SKIPHOIST&ESCALT	29228	210595	21188	92990
843139 OTH PARTSLIFT/HANDLE/LOAD MACH	47934	460660	155645	982830
843141 BUCKETS SHOVELS GRABS & GRIPS	230	38793	3053	16800
843142 BULDOZER OR ANGLEDOZER BLADES	530	4567		33484
843143 PARTS BOR/SINK MACHINERY	408550	3683076	398221	3471046
843149 PART MACH HEAD 84.26.84.29-30	233605	2627586	377857	1812617
843210 PLOUGHS	4	781		71
843221 DISC HARROWS,SCARIFIERS,CULTI	2394	5763	747	15150
843229 OTH HAROW SCARIFIER WEDER&HOS		294		95
843230 SEEDERS PLANERS & TRANSPLANTER	230	4458		456
843240 MANURE SPREADER&FERTILISER DIS			6	317
843280 OTH AGR HERTI, FORESTRY MACHRY	15375	58743	13784	73198
843290 PARTS AGR HERTICULTURAL MACHIN	6133	102084	34965	152273
843311 LAWN MOVER PARKS/SPORTS GROUD	2641	2822		3666
843319 OTH MOVER LAWN PARKS SPORTGOOD	603	3219	39	3478
843320 OTH MOWERS INCLUDING CUTER BAR	62	5377	140	22440
843330 OTH HAYMAKING MACHINERY	3693	8872	2504	18465
843340 STRAW BALER INCL PICK-UP BALER		6642	72910	106998
843351 COMBINE HARVESTER-THRESHERS	88089	924619	46413	374014
843352 OTH THRESHING MACHINERY		702		
843353 ROOT/TUBER HARVESTING MACHINES		2003		1238
843359 OTH HARVESTING MACHINES	11264	49481	1380	3928
843360 MACH CLEAN SORT EGG FRUT AGPRO	1803	156765		2395
843390 PARTS MACH CLEAN/SORT EGG ETC	7043	49554	3613	28571
843410 MILKING MACHINES	148	13832	43415	86764
843420 DAIRY MACHINERY	32915	294860	21973	101116
843490 PART MILKING/DAIRY MACHINERY	1967	47334	6631	45441
843510 MACHINERY (PRESSES,CRUSHES)	797	7224	392	4170
843590 PART OF JUICE EXTRACTING MACHI	1310	2184	2310	23812
843610 MACHRY PREP ANIMAL FEED STUFS		367033		77965
843621 POULTRY INCUBATORS & BROODERS	115087	556669	1659	167442
843629 OTH POULTRY KEEPING MACHINERY	52359	806451	157408	636196
843680 OTH MACHINERY	451	3715	6744	21087
843691 PARTS POULTRY KEEP MACH BRODER	3648	64747	1027	43718
843699 OTH PART OF AGR/HORT MACHINER	17650	129676	7347	92589
843710 MACH CLEAN SORT GRAD GRAIN/VEG	93665	739058	85017	364929
843780 OTH MACHINERY	74054	552201	62358	335854
843790 PARTS MACHINE USE MILLINDUSTRY	65429	285582	36182	172296
843810 BAKERY MACH MFG MACARONI SPGTI	23749	911846	92974	334057
843820 MACH MANU CONFECTIONERY COCA	14728	406227	8856	618953
843830 MACHINERY SUGAR MANUFACTURE	7639	130341	710	58976
843850 MACH PREPARATION MEAT/POULTRY	395348	459157	8574	67598
843860 MACH PREP OF FRUITS/NUTS/VEG.	1355	124143		195801
843880 OTHER MACHINERY	25224	174242	3893	409626
843890 PARTS MACH/ND MFG FOOD DRINK	9824	172576	27621	111643
843910 MACHINERY M/PULP FIBROUS MATAL	10191	43036		1901
843920 MACHINERY MAKE PAPER P/BOARD	86209	477655	1840	149566
843930 MACHINERY FINISH PAPER P/BOARD	9018	51488	7210	94742

Contd.

10.11 Imports by Economic Categories (Detail)

(In Thousand Rupees)

ITEMS	JANUARY, 2015	FROM JULY, 2014	JANUARY, 2014	FROM JULY, 2013
843991 PARTS MACHIN PULP FIBROSMATERL	3799	18773	2107	9730
843999 OTH PARTS MACHIN PAPER P/BOARD	19384	219312	50474	142921
844010 BOOK-BIND&BOOK-SEWING MACHIN	7707	37491	6014	44372
844090 PARTS BOOK BINDING MACHINERY		3138	117	1017
844110 CUTTING MACHINES	35670	190779	87425	315243
844120 MACH MAKE BAGS SACKS/ENVELOP	731	2281	129	20991
844130 MACHI MAKE CARTONS BOX TUBEETC	292	21604	1026	18692
844140 MACH MOULDING ARTICLE P/P,PULP	42176	59397	2692	48012
844180 OTH MACH FOR MAKING P&P/BOARD	16073	29540		18565
844190 PART MAC H-8441.1000,8441.4000	11094	112262	8231	57271
844230 PRINTING MACH, APATUS&EQUIPMEN	9235	82640	14150	47818
844240 PARTS OF THE FOREGOING MACH	76	6226	1652	14748
844250 PLATE ,CYLINDER/PRINT COMPONE	7172	131848	4858	72522
844311 OFF SET PRINT MACHIN REELFED	4380	57622		45718
844312 SHEET FED,OFFICE TYPE S-22&36	5559	13309	2157	37323
844313 OTH OFFSET PRINTING MACHINERY	47848	303156	355210	589060
844314 LETTERPRESS PRI-MACH REEL FED	529	6265		2545
844315 LT-PRESS P-MACH O/T R-FED,FLEX	5019	55482	215	2891
844316 FLEXOGRAPHIC PRINTING MACHIN	5011	58388	15232	57696
844317 GRAVURE PRINTING MACHINERY	109544	191351	4513	88221
844319 HOT STAMPING MACHINES	130059	649208	472441	1227757
844331 MACH PERFORM TWO OR MORE FUNCT	3756	86917	10745	66671
844332 PRINTER CONNECT TO AUTOMA DPM	109959	691987	66818	516597
844339 O-MACH REPRODUC ORIGINAL IMAGE	57308	264992	28772	236071
844391 PART/ACCE PRINTING MACH H-8442	33696	245265	12014	152582
844399 PARTS /ACCE OTH PRINTING MACH	57883	444420	67650	349547
844400 MAC EXTRUD CUT M-MADE TEX-MATE	52906	146593	47049	171248
844511 CARDING MACHINES	34963	992439	292824	2171254
844512 COMBING MACHINES	107142	156226	91249	159181
844513 DRAWING /ROVING MACHINES	56888	764193	355522	2300189
844519 OTH MACH TEXTURE FIBRE ETC	115648	906000	101855	1953580
844520 TEXTING SPINNING MACHINES	237658	2114253	781316	4003208
844530 TEXTILE DOUBLING OR TWIST MACH	3843	99502	23219	161452
844540 TEXTILE WINDING MACHINE	259253	1460676	618027	4340743
844590 OTH MACH, TEXTILE FIBRE	45311	773014	127820	1236507
844610 WEAVING MACH FAB WD-NOT>30CM				165
844621 POWER LOOM WEAV FAB EXCED 30CM		5202		2604
844629 OTH WEAVING MACHINES(LOOMS)	44258	523509	3752	418748
844630 WEAV MACH FAB >30CM SHUTLES	638921	4005447	365351	4298185
844711 CIRCULAR KNITTING MACHINE		214353	10056	158262
844712 CIRCULAR KNIT MACH DIA>165MM	50989	241836	25917	302749
844720 FLAT KNIT MACH STITCH-BONDING	33694	139786	17901	61951
844790 OTH MACH GIMPED YARN TULE LACE	749503	4066286	461899	2019639
844811 DOBBIES JACQUARD COPY ETC MACH	22631	72499	9369	54497
844819 OTH AUXILARY MACHIN HD84.44-47	41877	931990	82791	790720
844820 PARTS&ACCESSORIES MACH H-84.44	5273	35021	848	226320
844831 CARD CLOTHING	99993	697338	132018	716806
844832 PART ACCESORY MACH TEXT FIBRE	18046	71998	4555	33491
844833 SPINDLE SPIND FLYER S/IN RING	122071	803659	151625	819415
844839 OTH PARTS&ACCESSORIES 84.45	110109	990198	137657	1001763
844842 REEDS FOR LOOMS HEALDS&H/FRAM	24504	180958	81211	232727
844849 OTH PART ACCESSORIES WEAV MACH	48035	445269	54762	414026
844851 SINKERS NEEDLES & OTH ARTICLES	24648	207549	37566	261151
844859 PART ACCESSORY MACH HEAD 84.47	52280	267831	26551	334673
844900 MACH MFG FINISH NON WOVENS	1576	42265	45445	86722

Contd.

10.11 Imports by Economic Categories (Detail)

(In Thousand Rupees)

ITEMS	JANUARY, 2015	FROM JULY, 2014	JANUARY, 2014	FROM JULY, 2013
845011 WASHING MACH FUL-AUTO NOT>10KG	26624	316840	26407	180090
845012 O-MACH BUILT-CENTRIFUGAL DRIER	18235	89708	25302	129157
845019 O-MACH DRY LINE CAPA -NOT>10KG	8204	51331	7960	18484
845020 MACHINE DRY LINE CAP EXCE10KG	15985	20803	37794	55540
845090 PARTS FOR H/HOLD WASH MACHINE	9274	95825	28377	122257
845110 DRY-CLEANING MACHINES	277	17301	1122	1484
845121 DRY MACH OF DRYLINEN CAP<10KG	124	124		179
845129 OTH DRYING MACHINES	37514	178268	6761	128151
845130 IRONING MACHINES & PRESSES	13665	76043	1333	46470
845140 WASHING BLEACH DYE MACHINES	398160	829107	211442	1181319
845150 REELING UNREEL FOLDING ETC MAC	20001	85663	6014	116299
845180 OTH MACHINERY	336351	2651945	709960	3466971
845190 PARTS FOR DRY CLEAN/DYING MACH	40583	197982	32378	153616
845210 SEWING MACHINE HOUSEHOLD TYPE	7872	51793	12914	57457
845221 AUTOMATIC UNITS SEWING MACHINE	22189	96517	15450	35651
845229 OTH SWING MACHINES	262991	1520314	252037	990196
845230 SEWING MACHINE NEEDLES	7220	52838	4446	64270
845290 OTHER PARTS OF SEWING MACHINE	21392	129610	18305	124732
845310 MACH PREP,TANN HIDE,SKIN LEAT	25719	232595	15883	157055
845320 MACH MAKING/REPARING FOOTWEAR	50737	253994	4111	73248
845380 OTH MACH REPAR H-SKINS/LEATHER	1819	33276	2438	21992
845390 PARTS OF MACH TANNING,FOOTWEAR	10317	59332	5611	54700
845410 CONVERTERS	152	2723	1701	2233
845420 INGOT MOULDS & LADLES	102	8445	644	12463
845430 CASTING MACHINES	12515	176061	47847	282227
845490 PARTS OF CONVERTERS LADLES ETC	4590	39427	39188	72972
845510 TUBE MILLS	41818	119410		139561
845521 HOT/COMBIN HOT&COLD ROLING MIL	19193	261772	16186	91324
845522 COLD, ROLLING MILLS	4208	21486	6751	10395
845530 ROLLS FOR ROLLING MILLS	8335	213451	48734	163023
845590 OTH PARTS METAL ROLLING MILLS	397	62235	11063	68398
845610 MACH TOOL WORKING BY LSER ETC	9786	24193	1943	25334
845620 MACH OPERATED ULTRASONIC PROCE		751	376	608
845630 MA-TOOL OPER ELECTRO DISCHARGE	6076	20414	3023	9859
845690 O-MAC TOOL FOR REMOVAL OF MAT	5290	45920	141	37838
845710 MACHING CENT FOR WORKING METAL	27129	219599	41411	146875
845720 UNIT CONSTRUCTION MACH(SINGLE)				354
845730 MULTI-STATION TRANSFER MACH		53887		
845811 HORIZONT LATH NUMERICL CONTROL	38087	86866	25489	60234
845819 OTHER, HORIZONTAL LATHES	33043	86222	7154	72877
845891 OTH LATHES NUMERICALLY CONTROL		58090		25240
845899 OTH LATHES FOR REMOVING METALS	7198	105087	14271	79186
845910 WAY TYPE UNIT HEAD MACHINES	6643	13019	200	991
845921 OTH DRILL MACH NUMERICAL CONT		11102		
845929 OTHER DRILLING MACHINES	13964	92427	2422	43951
845931 OTH BOR/DRIL MACH NUMERI CONTR		507		4069
845939 OTHER BOARING-MILLING MACHINES	785	4049		2262
845940 OTHER BORING MACHINES	676	67289	6993	45238
845951 MILLING MACH KNEE TYPE N.CONTR		772		9716
845959 MILL MACH W TRAVERSER =<300MM	7335	38929	623	9476
845961 OTH MILLING MACH NUMERICAL CONT	1212	25400	277	3777
845969 OTHER MILLING MACHINES	2277	97862	6652	37447
845970 OTH THREAD/TAPPING MACH	72	47284		10084
846011 F.SURFACE GRIND MACH NUM CONTR		890		1860
846019 OTH F.SURF GRIND MAC AXIS0.01M	543	19549	3003	12222

Contd.

10.11 Imports by Economic Categories (Detail)

(In Thousand Rupees)

ITEMS	JANUARY, 2015	FROM JULY, 2014	JANUARY, 2014	FROM JULY, 2013
846021 OTH GRIND MACH NUMERICAL CONTR		18631		25415
846029 OTH GRIND MACH AXIS 0.01MM	204	11546		2183
846031 SHARPENING MACH NUMERCAL CONTR		9053		
846039 OTH SHARPENING MACH-TOOL	468	5461	498	6137
846040 HONING OR LAPPING MACHINES		18696		7130
846090 OTHER MACHINE TOOLS	2074	52990	484	15204
846120 SHAPPING OR SLOTTING MACHINES	3207	17590	350	11055
846130 BROACHING MACHINES	158	589		475
846140 GEAR CUTTING,GRIND/FINISH MACH	3081	25821	5985	31092
846150 SAWING OR CUTTING-OFF MACHINES	10776	66480	3563	65887
846190 OTH MACH TOOL FOR METAL WORK	4299	53020	127	9201
846210 FORGING/DIE-STAMP MACH&HAMMERS	26	243966	1891	10075
846221 BEND,FOLD,ETC MACH NUM CONTROL		5468		368
846229 OTH BENDING,FOLDING MACH	25127	109913	3684	26825
846231 SHEARING MACH NUMERICAL CONTRO	1109	29658	1986	3380
846239 OTH SHEARING MACH	8940	38041	43549	68687
846241 PUNCH/NOTCH MACH NUM CONTROL				226
846249 OTH PUNCHING/NOTCHING MACH	3166	87314	2573	34833
846291 HYDRAULIC PRESSES	4414	42415	79037	104751
846299 OTH PRESSES FOR WORK METAL	26975	78255	7584	54496
846310 DRAW-BENCH FOR BARS,TUBES WIRE		8146	1557	4701
846320 THREAD ROLLING MACHINES		7483	139	5098
846330 MACHINES FOR WORKING WIRE	1190	13993	1370	21121
846390 OTH MACH TOOL WORKING METALS	6725	14501		14362
846410 SAWING MACHINES		13116	11118	19519
846420 GRINDING OR POLISHING MACHINES	9726	45596	162	25281
846490 OTH MACH TOOL WORK STONE/CER/C	1211	67250	9602	70890
846510 MACHINE FOR MECHANIC OPERATION	425	2330		49328
846591 SAWING MACHINES	1721	12885	82	8269
846592 PLANING,MILLING, MOULD MACH	679	6436	385	4580
846593 GRINDING SANDING POLISHING MAC	11560	27033	703	61983
846594 BENDING OR ASSEMBLING MACHINES	446	82762	64	3030
846595 DRILLING OR MORTICING MACHINES	7172	9531		4437
846596 SPLITING SLICING PARING MACH	2277	11372	1374	6656
846599 OTH MACH TOOL FOR WOOD CORKETC	2764	67011	9837	68563
846610 TOOL HOLDER SELF OPEN DIEHEAD	622	20908	6376	21244
846620 WORK HOLDERS	3030	31823	14	2625
846630 DIVIDING HEAD & ATTACH M-TOOL	217	2752	91	540
846691 OTH PART FOR MA-TOOL H.84.64		6591		3696
846692 OTH PART FOR MA-TOOL H.84.65	1592	31764	3377	24066
846693 PART/ACCES MACH TOOL PLAN ETC	23289	158700	9421	61342
846694 PART/ACCES MACH TOOL FOLD ETC	8483	71023	7034	418234
846711 PNEUMATIC ROTARY TYPE TOOLS	73	3594	31	4676
846719 OTH PNEUMATIC TOOLS FOR WORK	2795	33464	1997	18872
846721 DRILL W ELEC MOTOR OF ALL KIND	7580	66141	10182	50487
846722 SAWS SELF CONTAINED ELE-MOTOR	866	8627	381	4030
846729 OTH TOOL WITH ELECTRIC MOTOR	34845	243883	37368	111059
846781 CHAIN SAWS	5205	19954	4054	9482
846789 OTH TOOL WORKING IN HAND	5642	44859	2220	15054
846791 PARTS OF CHAIN SAWS	2505	6153	1385	4341
846792 PARTS OF PNEUMATIC TOOLS	2139	11442	1091	11303
846799 OTH PART TOOL WOR IN THE HAND	5228	75164	48054	76318
846810 HAND HELD BLOW PIPES		251		
846820 OTH GAS-OPERATED MACH APPARATU	592	7546	974	10036
846880 OTH MACH FOR SOLDER,BRAZING	1267	59081	583	15086

Contd.

10.11 Imports by Economic Categories (Detail)

(In Thousand Rupees)

ITEMS	JANUARY, 2015	FROM JULY, 2014	JANUARY, 2014	FROM JULY, 2013
846890 PARTS FOR SOLDERING,BRAZIN MAC	266	15563	304	12261
846900 TYPEWRITER;WORD PROCESS MACH		1219	966	1204
847010 ELEC CALCULATOR,DATA REC MAC	26958	107369	12830	70312
847021 CALC. MACH W PRINT DEVICE		6	243	252
847029 OTH ELECTRO CALCULATING MACHIN	10	208		77
847030 OTHER CALCULATING MACHINES		105		1351
847050 CASH REGISTERS		36743	306	24567
847090 OTH POSTAGE,TICKET ISSUE MACH	2755	15052	73	10264
847130 PORTABLE AUTOMATIC DP MACHINE	896661	15551797	806484	4755571
847141 OTH AUTOMATIC DATA PRO MACHINE	51184	1142821	13370	205298
847149 OTH PRESENTED IN FORM SYSTEMS	1768	166134	148552	205130
847150 PROCESSI UNIT O/T,H-8471.41,49	246937	2608248	368763	1446583
847160 INPUT,OUTPUT UNIT IN S-HOUSING	79782	651005	57751	274399
847170 STORAGE UNITS	128608	635863	71283	532790
847180 OTH UNITS OF AUTO DAT PRO MACH	10486	40318	27279	87254
847190 OTH LAN,BRIDGES,HUBS EXCL SWIT	23371	484730	36470	519700
847210 DUPLICATING MACHINES	465	1863		448
847230 SORTING/FOLDING/AFFIXING MACH		298	304	842
847290 OTHER, OFFICE MACHINES	110331	1257674	102145	950880
847310 PARTS/ACCESS OF MACH H-84.69		1504	15	930
847321 PART CALC MACH H-8470.10.21.29		127		510
847329 OTH PARTS OF MACH H-84.70	261	25695	1256	16891
847330 PARTS/ACCESS OF MACHINE 84.71	79399	759893	114891	657805
847340 PARTS/ACCESS MACHINE HEAD84.72	23390	173764	18805	96230
847350 PARTS/ACCESS MAC HD84.69-84.72	1061	7057	278	1021
847410 SORTING/SCREENING/WASHING MACH	3614	198423	5981	19571
847420 CRUSHING OR GRINDING MACHINES	9662	481360	1061	170546
847431 CONCRETE OR MORTAR MIXERS	114416	664084	26649	307435
847432 MACH FOR MIXING MINERAL&BITUME	12971	219088	118853	374603
847439 OTH MACH FOR MIXING MINERALS	543	7758	2853	51449
847480 OTHER MACHINERY	4710	73457	14616	69581
847490 PART OF SORTING,SCREENING MACH	42084	776786	207513	906485
847510 MACH FOR MAKING ELEC LAMP/TUBE		152		
847529 OTH GLASS WORKING MACHINES	34771	117027	46469	163469
847590 PARTS OF MACHINES H-NO.84.75	5893	43081	3595	102253
847621 BEVERAGE/VENDING MA W REFRIG		3996		
847629 OTH,AUTOMA BEVERG-VENDING MACH	14	36	17	1434
847681 OTH MACH HEATING/REFRIG,DEVICE	706	863		423
847689 OTH MACH INCL MONEY CHANG MACH	4863	4889		
847690 PARTS OF MACH HEADING 84.76		68		157
847710 INJECTION-MOULDING MACHINES	238758	1245968	156311	1451595
847720 EXTRUDERS	15746	537301	78088	220437
847730 BLOW MOULDING MACHINES	58456	343663	130443	340652
847740 VACCUM MOLDING/THERMOFORM MACH	9196	37177		57810
847751 MACH MOULD PNEUMATIC TYRE,TUBE	20461	196374	861	35926
847759 OTH MACH FOR MOLDING/FORMING	1749	76337	1765	82774
847780 OTH MACH FOR WORKING RUB/PLAST	91305	442770	445427	1339509
847790 PARTS OF MACH,WORKING RUB/PLAS	53981	348643	50554	432927
847810 MACH FOR REPARING TOBACCO	29926	208775		706318
847890 PARTS OF MACHINES OF H-84.78	35180	221867	73986	273603
847910 MACH FOR PUBLIC WORKS,BUILDING	24185	226397	139471	577699
847920 MACH FOR EXTRACT/PREP FATS/OIL		232646	63840	93805
847930 PRESS PARTICAL/FIBRE BOARD ETC	14806	161127	211438	316348
847940 ROPE OR CABLE MAKING MACHINES	7722	83239	689	17392
847950 INDUSTRIAL ROBOTS(N.E.S.)	69	42697		412

Contd.

10.11 Imports by Economic Categories (Detail)

(In Thousand Rupees)

ITEMS	JANUARY, 2015	FROM JULY, 2014	JANUARY, 2014	FROM JULY, 2013
847960 EVAPORATIVE AIR COOLERS	23403	213919	28253	113162
847979 OTH PASSENGER BOARDING BRIDGES	244264	283602		22859
847981 MA FOR TREATING METAL/FLE WIRE	871	58908		33227
847982 MIX/KNEAD/CRUSH/GRIND ETC MACH	252809	2934759	1288734	3590955
847989 OTH APPLI IDIVIL FUNCIO MACH	1392662	5345934	71169	2410620
847990 PART OF MA H- 8479.20.60.82.84	243511	965698	107860	821638
848010 MOULDING BOXES FOR MET FOUNDRY	41	13587		8107
848020 MOULD BASES	8774	37511	3365	19943
848030 MOULDING PATTERNS	14638	23580	328	4680
848041 INJECTION OR COMPRESSION TYPES	4655	45578	537	16878
848049 OTH, MOULDS FOR METAL/CARBIDES	21943	182754	29543	154005
848050 MOLULDS FOR GLASS		65049		22694
848060 MOULDS FOR MINERAL MATERIALS.	4056	27824	13626	90189
848071 INJECTION OR COMPRESSION TYPES	134583	359299	39407	491680
848079 OTH MOULDS FOR RUBBER/PLASTICS	92323	605869	63520	874937
848110 PRESSURE-REDUCING VALVES	93657	1234345	690417	2720441
848120 VALVES,OLEOHYD/PNEUMATIC TRANS	56329	1269578	36364	201675
848130 CHECK (NONRETURN) VALVES	64819	554496	88788	480914
848140 SAFETY OR RELIEF VALVES	98758	507705	27391	380771
848180 OTH APPLIANCE(TAP,COCKS,VAL)	841266	4212251	1279015	5152856
848190 PARTS OF APPLICANCE H-NO.84.81	78006	616209	124157	754161
848210 BALL BEARINGS.	114741	2147164	354494	1889493
848220 TAPERD ROLLER BEARING INC CONE	47090	428015	56545	400635
848230 SPHERICAL ROLLER BEARINGS	33922	226375	66706	273838
848240 NEEDLE ROLLER BEARINGS	4799	43634	2674	39221
848250 OTH CYCLINRICAL ROLLER BEARING	19442	154760	19959	114755
848280 OTH COMBINED BALL/ROLLER BEAR	29609	263934	24522	258804
848291 BALLS, NEEDLES/ROLLERS PARTS	11698	105040	13253	90741
848299 OTH PARTS OF BALL/ROLLER BEAR	21069	167033	27092	142402
848310 TRANSMISSION/CRANKS/SHAFTS.CAM	270791	1746093	2562982	3645314
848320 BEARING HOUSING-BALL/ROLR BEAR	28532	82622	14249	79045
848330 BEARING HOUSING NOT INCOR BEAR	140630	1218929	128779	1009121
848340 GEAR,CHAIN SPOK,GEAR BOXES ETC	118785	1261915	114189	858371
848350 FLYWHEL/PULEY INCL PULEY BLOCK	4136	66229	12503	72308
848360 CLUTCHES AND SHAFT COUPLING	50464	416208	45122	303042
848390 PARTS OF HEADING 84.83	29125	341081	29391	309879
848410 GASKET&SIMILAR JOINT OF MATALS	65187	459693	70117	479783
848420 MECHANICAL SEALS	36145	337417	40610	250922
848490 OTH GASKET&SIMI JOINT DISSIMIL	77176	422361	99445	1694746
848610 MACH FOR MANUF BOULES / WAFERS		10		4474
848620 MAC FOR MANUF S-COND,I-CIRCUIT		21824		4183
848630 MACH FOR MANUF FLAT PANEL DISP		44		
848640 MACH FOR MANU OF I-CIRCUIT,NES				46726
848690 PARTS&ACCE OF MACH MANU S-COND	1795	11689		228
848710 SHIPS/BOATS,PROPELLERS&BLADES	4446	15265		839
848790 O-PARTS&ACCE NOT CON ELE-CONNE	26198	168620	58795	240457
850110 ELEC MOTOR OUTPUT NOT>37.5.WAT	21327	366450	79056	355292
850120 UNIVERSAL AC/DC MOTOR >37.5 W	23932	165603	14193	83764
850131 OTH DC MOTOR/GEN 0-P=750 WATT	12564	126842	18576	90979
850132 O-DC MOTOR/GEN 0-P-750W-75KW	12482	101566	6546	48990
850133 OTH DC MOTO/GEN 0-P-75KW-375KW	10837	84469	5547	28225
850134 OTH DC MOTOR/GEN OUTPUT >375KW		95991	18014	24249
850140 OTH AC MOTORS,SINGLE-PHASE	145341	608000	97278	516932
850151 OTHER AC MOTORS MULTI-PHASE	23781	176835	13887	104318
850152 AC MOTORS,OUTPUT-750W-75KW	157859	1292323	115301	884558

Contd.

10.11 Imports by Economic Categories (Detail)

(In Thousand Rupees)

ITEMS	JANUARY, 2015	FROM JULY, 2014	JANUARY, 2014	FROM JULY, 2013
850153 AC MOTORS,OUTPUT>75KW	16508	445810	15356	230541
850161 AC GENERATORS OUTPUT NOT>75KVA	23100	262476	47490	319620
850162 AC GENERATORS OUTPUT-75-375KVA	35539	91247	5103	69788
850163 AC GENERATOR 0-P-375KVA-750KVA		12325	2722	22528
850164 AC GENERATORS OUTPUT >750 KVA	78078	7471519	10890	272687
850211 EL GNERATOR (DIESEL)0-P>75 KVA	313374	1955800	158584	1484827
850212 GENER SET(DIESEL)OP- 75-375KVA	159666	1008718	184600	1138311
850213 GENER SET(DIES ENG)OP>375KVA	1065559	8403693	3263015	9093641
850220 GENER SET(SP-ING ENG)OP>375KVA	31642	2455991	687005	3116253
850231 GENERATING SETS,WIND POWERED	310311	466407		5618583
850239 OTHER GENERATING SETS	5526115	13139453	4174079	5486315
850240 ELECTRIC ROTARY CONVERTERS.		745		2924
850300 PARTS FOR MACHIN H-85.01/85.02	79235	2650400	897003	1581085
850410 BALLAST FOR DISCHARG LAMP/TUBE	4642	81405	7619	61198
850421 LIQUID DIELECTRICT FORMERS	97	6772	6162	421251
850422 LIQ D-E T/FORMER-650-10000KVA		23833	10141	28765
850423 LIQ DI-ELE T/FORMER >10000KVA		134714	60	1370145
850431 OTH TRANSFORMER-PHC-NOT>1 KVA	46950	442586	44985	422082
850432 OTH TRANSFORMER-PHC-1KVA-16KVA	7314	76704	11311	429563
850433 OTH TRANSFORMER-PHC-16-500KVA	12970	249116	35149	129427
850434 OTH TRANSFORMER-PHC>500 KVA	449823	2715397	2935	610405
850440 STATIC CONVERTERS	479128	5135858	1152408	3448487
850450 OTHER INDUCTORS	7823	176411	25126	256100
850490 PARTS ELEC POWER MACH H-8504	130417	784613	178050	536986
850511 PERMANENT MAGNETS AND ARTICLES	5065	39138	650	13457
850519 OTH PERMANENT MAGNETS&ARTICLES	23284	91900	15446	69330
850520 EL-MAGNET COUPLING,CLUTCH ETC	927	27950	970	40107
850590 OTH EL-MAGNET INC/PART HD85.05	1997	129950	7878	46546
850610 MANGANESE DIOXIDE P/CELL&BATT	90338	529273	99765	515748
850640 SILVER OXIDE P/CELL&BATTERIES				917
850650 LITHIUM PRIMARY CELL&BATTERIES	14721	198229	74713	193682
850660 AIR ZINC PRIMARY CELL&BATTRIES	389	3812	962	24173
850680 OTHER PRIMARY CELL&BATTERIES	49511	267985	28011	168819
850690 PARTS OF PRIMARY CELL&BATTEIES	7037	39066	5692	12953
850710 LEAD-ACID ACCUMULATOR(STARTNG)	6104	35949	8168	39329
850720 OTHER LEAD-ACID ACCUMULATORS	309221	3965782	287340	2688670
850730 NICKEL-CADMIUM ACCUMULATORS	2063	25861	40	9927
850740 NICKEL-IRON ACCUMULATORS				5
850750 BATTRIES NICKEL-METAL HYDRIDE	1761	2480	157	364
850760 BATTRIES LITHIUM-ION	3588	17460	1218	3485
850780 OTHER ACCUMULATORS	12052	116426	133454	294698
850790 PARTS EL-ACCMOLATOR INCL SEPR	22238	216725	13645	195942
850811 VACUM CLEANER SE-CONTA E-MOTOR	4448	25415	2337	23845
850819 OTH VACUUM CLEANERS SELF MOTOR	4713	23062	3893	14687
850860 OTHER VACUUM CLEANERS	1256	7297	445	6718
850870 PARTS OF VACCUM CLEANERS	482	3282	538	939
850940 FOOD GRINDER/MIXERS&JUICE EXT	41084	457830	57661	375403
850980 OTH DOMESTIC APPLIANC	7524	131777	8182	60923
850990 PARTS DOMESTIC APPLIAN	31862	147266	16501	106946
851010 SHAVERS SELF CONTAINED EL-MOTO	3290	26027	1274	20913
851020 HAIR CLIPPERS SELF CON EL-MOTO	2257	25600	4410	14617
851030 HAIR-REMOVING APPLIANCES	4978	52602	4517	25649
851090 PART OF SHAVER/CLIPPER/REMOVER	2540	11899	1614	1739
851110 SPARKING PLUGS	67610	533924	48767	477321
851120 IGNITION/DYNAMOS MAG-FLYWHEELS	7875	49088	7424	61312

Contd.

10.11 Imports by Economic Categories (Detail)

(In Thousand Rupees)

ITEMS	JANUARY, 2015	FROM JULY, 2014	JANUARY, 2014	FROM JULY, 2013
851130 DISTRIBUTORS;IGNITION COILS	29204	154650	16152	112535
851140 STARTERS MOTORS/DUEL PUR GENER	9023	82395	14377	71026
851150 OTHER GENERATORS	1479	36178	840	14943
851180 OTH EL-IGNITION/START EQUIP	2465	11596	3098	17424
851190 PARTS OF THE HEADING NO.85.11	69336	564435	25077	225705
851210 LIGHTS SIG EQUIP BICYCLE USED	413	2447	75	4107
851220 OTH LIGHTING SIG EQUIPMENT	123020	901595	82964	564140
851230 SOUND SIGNALLING EQUIPMENT	24119	88854	12891	48516
851240 WINDSCREEN WIPER,DEFROST/DEMIS	2735	17787	3820	17572
851310 PORTABLE ELECTRIC LAMPS	240568	960505	128900	574735
851390 PARTS(OF THE HEADING NO.85.12)	503	4739	114	2860
851410 RESISTANCE HEATED FURNACE/OVEN		6761	181	4424
851420 INDUCTION/DIELECTRIC FUR/OVENS	348	21691	83842	108603
851430 OTHER FURNACES AND OVENS	14597	139780	7911	76935
851440 OTH IND/DI-EL HEATING EQUIPMNT	7419	28858	287	11671
851490 PARTS(OF HEADING NO.85.14)	9753	53037	2192	29255
851511 SOLDERING IRONS AND GUNS	10627	52118	2015	14177
851519 OTH BRAZING/SOLDER IRONS&GUNS	7492	37545	2261	12727
851521 MACHINES,RES WELDING OF METAL	3253	7471		1456
851529 OTH MACH RES WELDING OF METAL	30870	110437	2764	56978
851531 MACH ARC WELDING METAL F/AUTO	2649	10392		12186
851539 OTH MACH/APP ARC WELDING METAL	52978	140203	35757	229485
851580 OTH MACH/APP HOT SPRAYING METL	2216	77497	17603	167410
851590 PARTS(OF HEADING NO.85.15)	8997	88117	7827	113065
851610 ELE INSTANEOUS/IMERSION HEATER	4820	47041	479	9224
851621 STORAGE HEATING RADIATORS	2801	11699	208	1453
851629 OTH ELE SPACE/SOIL HEATNG APPA	6432	431390	5117	102953
851631 HAIR DRYERS	2964	32427	1543	36401
851632 OTHER HAIR DRESSING APPARATUS	2942	25932	3187	15023
851633 HAND DRYING APPARATUS	329	3942	170	1619
851640 ELECTRIC SMOOTHING IRONS	10775	75591	7390	77788
851650 MICROWAVE OVENS	25240	128341	11524	144464
851660 OTH OVEN/COOKER/GRILL/ROASTERS	11094	121100	11068	95028
851671 ELECTRIC COFFEE OR TEA MAKERS	9423	70196	4931	30393
851672 ELECTRIC TOASTERS	29152	139286	16913	70622
851679 OTH ELECTRIC-THERMIC APPLIANCE	39213	119498	25271	103175
851680 ELECTRIC HEATING RESISTORS	13350	96259	19033	82146
851690 PARTS EL-THERMIC APP H-85.16	101406	741984	108278	608637
851711 LINE TELEPHONE CORDLESS H-SETS	10485	50572	1112	11504
851712 TELEPHONE FOR CELLULAR NETWORK	4529068	39678274	6253510	39593365
851718 OTHER TELEPHONES	12624	68068	9621	47029
851761 BASE STATIONS FOR WIRELESS N-W	321054	2809542	613652	5288447
851762 MACH FOR RECEPTION VOICE/IMAGE	2327304	18371005	1260344	11548094
851769 OTHER APPARATUS	831397	10701166	980842	7726523
851770 PARTS FOR TELEPHONES/WIRELESS	527090	6582505	1112437	5962447
851810 MICROPHONES AND STANDS THEREOF	7642	38420	8809	25308
851821 SINGLE L/SP MOUNTED IN ENCLOUR	15873	121976	19337	77724
851822 MULIPLE L/SP MOUNTED IN ENCL	21267	199578	28791	176166
851829 OTH L/SP NOT MOUNTED IN ENCL	56624	258236	16809	135991
851830 HEAD/EAR/MICRO PHONE SPEAK SET	43357	278073	30038	150301
851840 AUDIO FREQUENCY ELEC.AMPLIFIER	4811	43062	6544	31292
851850 ELECTRIC SOUND AMPLIFIER SETS	2613	25606	125692	135002
851890 PARTS & ACCESSORIES HEAD 85.18	11265	115487	817	17310
851920 APPA OPERATED BY COINS,BANKNOT				19
851930 TURNTABLES (RECORD-DECKS)		8	10	45

Contd.

10.11 Imports by Economic Categories (Detail)

(In Thousand Rupees)

ITEMS	JANUARY, 2015	FROM JULY, 2014	JANUARY, 2014	FROM JULY, 2013
851981 O-APPA USING MAG/OPTICAL MEDIA	40	444	283	1562
851989 OTH COMPACT DISK PLAYERS	3615	20831	3740	22704
852110 MAGNETIC TAPE TYPE	3451	14488	2409	22949
852190 OTH VIDEO REC/REPRODUCING APP	14069	96608	9005	76193
852210 PICK UP CARTRIDGES		69		1265
852380 DATA/SOUND RECORDED AUTO.DPM	432116	4701367	994959	2200769
852550 TRANSMISSION APPA FOR RADIO/TV	506	81763	1194	42671
852560 TRANSMISSION APPARATUS	19328	164085	24279	258415
852580 TV CAMERAS,DIGI/VIDEO CAMERA-R	51889	293523	31542	268965
852610 RADAR APPARATUS		18333		5261
852691 RADIO NAVIGATIONAL AID APPARAT	14462	178561	21557	90627
852692 RADIO REMOTE CONTROL APPARATUS		7926		8
852712 POCKETSIZE RADIOCASSETTE PLAYER	542	2245	462	2656
852713 OTH APPA COMB W/SOUND REC/PRO			363	1106
852719 OTH RECORDING/REPRODUCING APPA	4056	24015		21474
852721 OTH RADIO BRO-RECEIVER FOR VEH	3466	31821	1595	6517
852729 OTH SOUND REC/REPRO APPA VEH	10713	331730	5289	18385
852791 OTH APPA COMB W/SOUND REC/PRO		319	155	1622
852792 APPA NOT COMB W-S-RECOR/REPROD	28	124		
852799 MODEMS FOR SUND RECOD APPA	1	1006		14451
852841 MONITORS AUTOM DATA PRO SYSTEM	4082	139098	4726	49900
852849 OTH CATHODE-RAY TUBE MONITORS	1811	6072	770	5945
852851 OTH MONITOR DATA PROCESSING SY	270175	1452384	123052	1041070
852859 OTHER MONITORS	1653	46139	48992	64014
852861 PROJECTOR FOR AUTO- DPS-H8471	16376	141852	10238	75558
852869 MULTIMEDIA PROJECTOR-FOR DP-SY	43	3101	59	7258
852871 RECEPTION APPA FOR TV	31348	152175	23523	90430
852872 OTH COLOUR TV SETS	311099	921213	9733	90314
852873 OTH MONOCHROME RECEPTION-APPA	13	13		
852910 AERIALS/REFLECTORS ALL KINDS	41827	285876	22235	107898
852990 OTH PARTS/APP H-85.25-85.28	365606	3305224	595219	3987058
853010 EL-SIGNAL EQP RAILWAY/TRAMWAY		2945		204399
853080 OTH SIGNAL EQP EL TRAFIC CONT	2913	77317	4610	68037
853090 PARTS OF EQP HEAD 85.30	6521	10180		15004
853110 BURGLAR/FIRE ALARMS/SIMIL APPT	10240	257764	11831	88559
853120 INDICATOR PANEL INCORP LCD/LED	8008	113083	9090	69597
853180 OTHER APPARATUS	32196	79248	8060	75294
853190 PARTS ELEC SOUND/VIS SIG APPT	5210	89783	13341	8091454
853210 FIX CAPACITO 50/60HZ CAP.5KVAR	13926	318659	15120	77679
853221 OTHER FIXED CAPACITOR	83	1134	20	389
853222 ALUMINIUM ELECROLYTIC FIX CAP	236	9124	46	1702
853223 CERAMIC DIELEC,SIN-LYR FIX CAP	679	5449	191	2287
853224 CERAMIC DIELEC MUL-LYR FIX CAP	718	10970	3473	9327
853225 DIELECTRIC PAPER PLAS FIX CAP	1524	6494	166	1660
853229 OTHER FIXED CAPACITORS	19361	165704	11696	101746
853230 VARIABLE/ADJUSTABLE CAPACITORS	1457	14829	1779	6851
853290 PARTS OF ELECTRICAL CAPACITORS	2629	16832	2448	20901
853310 FIXED CARBON RES COMP/FILMTYPE	502	30915	368	16096
853321 OTH FIXED RES CAPACITY < 20 W	278	2281	253	5848
853329 OTHER FIXED RESISTORS	7201	79324	5833	43263
853331 W/WOUND RESISTOR- RHEO&POTEN	1746	14196	1388	9328
853339 OTH W/WOUND VARIABLE RESISTORS	3589	14966	1022	20569
853340 OTH VAR RES INCL REHEOSTATS	6047	63877	2682	21904
853390 PARTS FOR ELECTRICAL RESISTERS	1486	5867	928	4682
853400 PRINTED CIRCUITS	75798	570739	48675	487983

Contd.

10.11 Imports by Economic Categories (Detail)

(In Thousand Rupees)

ITEMS	JANUARY, 2015	FROM JULY, 2014	JANUARY, 2014	FROM JULY, 2013
853510 FUSES FOR VOLTAGE >1000 VOTTS	4046	36266	7770	30133
853521 AUTOMA C-BRAKER VOT <72.5 KV	44726	457555	36153	463526
853529 OTH AUTOMATIC CIRCUIT BRAKER	106401	279284	43364	601980
853530 ISOLATING/MAKE-AND-BREAK SWIT	21660	109282	10536	129045
853540 LIGHT ARRESTER,VOL LIMITER ETC	9429	132324	46395	70790
853590 ELEC APP SWITCHING CIR>1000VOL	33455	327734	165259	1560618
853610 FUSES FOR VOLTAGE <1000 VOLTS	6648	50357	7328	37397
853620 AUTOMATIC CIR BREAKER	219654	1307712	161367	1079003
853630 OTH APP PROTECTING ELEC CIRCUL	4012	33899	697	22046
853641 RELAYS FOR VOLTAGE	10888	154915	9108	71825
853649 OTHER, RELAYS	89159	522247	62639	587458
853650 OTHER SWITHCES	61756	538662	60927	425586
853661 LAMP HOLDERS	8396	53756	9137	34462
853669 OTHER,PLUGS AND SOCKETS	68822	495515	99021	448092
853670 CONNECTORS FOR OPTICALFIBRES	3427	23744	2058	20750
853690 OTH ELECTRICAL APPARATUS	122826	812861	73170	663778
853710 BOARD,PANEC ETC VOLTAGE-1000V	365571	3108289	384827	2180454
853720 BODIES,CONSOLE ETC VOLT>1000V	41269	566232	148807	700592
853810 BOARD,PANELS GOODS HEAD 85.37	45274	256710	48995	284136
853890 OTH PARTS SUITABLE GOOD H85.37	130637	1524491	161043	1134694
853910 SEALED BEAM LAMP UNITS	11531	63392	12607	54784
853921 TUNGSTEN HALOGEN LAMPS	14372	135702	15423	131539
853922 OTH LAMPS 200W FOR VOLT>100V	7897	58214	18984	85991
853929 OTH FILAMENT LAMPS EXCL U-VIOL	52329	323796	58236	289294
853931 DISCHARGE LAMP O/TAN U-V-LAMP	28769	96453	15054	50800
853932 MERCURY OR SODIUM VAPOUR LAMPS	4284	26447	4840	15802
853939 OTH DISCHARGE LAMPS,O/TH ULTRA	719264	5360356	1464416	7583662
853941 ARC-LAMPS (ELECTRIC)	58	3428	129	1577
853949 OTH ULTRA-VOILET/INFRA-REDLAMP	2926	15276	3109	26371
853990 PARTS ELECTRIC FILAMENT/D-LAMP	42342	251497	23186	184615
854011 CATHODE-RAY TV PICTURE TUBES	15317	69818	20566	96606
854040 DATA GRAP DISPL TUBE,COLO/MONO		108		
854060 OTHER CATHODE-RAY TUBES	203	203	314	375
854071 MAGNETRONS	10333	183275	28776	193617
854079 OTH,MICROWAVE TUBE,CARCINOTR		793		
854081 OTHER VALVES AND TUBES:		22	193	3900
854089 OTHER VALVES ANA TUBES,N.S.	439	4527	187	3114
854099 OTH PARTS OF HEADING NO.85.40			201	372
854110 DIODES,OTH THAN PHOTOSENSITIVE	9829	91901	6361	53390
854121 TRANSISTOR O/THAN PHOTOSENSITV	215	16300	1375	11948
854129 OTH TRANSISTOR O/TH PHOTOLEN	7625	43749	5364	59428
854130 THYRISTORS DIACS AND TRIACS	665	14387	2915	13698
854140 PHOTOSENSITIV SEMICONDUCTOR DE	1454931	10074627	1850970	9816357
854150 OTH SEMICONDUCTOR DEVICES	1399	38752	11522	79577
854160 MOUNTED PIEZO-ELECTRIC CRYSTAL	70	5010	1626	5474
854190 PARTS OF APPARATUS OF H-85.41	1872	43602	4507	32848
854231 ELECTRONIC INTEGRATED CIRCUIT	35395	203767	27609	298603
854232 MEMORIES	2085	27365	161	8139
854233 AMPLIFIERS	173	9444	276	10777
854239 OTH ELECTRO INTEGRATED CIRCUIT	46678	369881	28372	195213
854290 PARTS OF ELEC INTIGRAT CIRCUIT	475	27301	12032	41265
854310 PARTICLES ACCELERATORS		3748		
854320 SIGNAL GENERATORS	2578	19526	1235	43191
854330 MACH APPA EL-PLATNG ELECTROLYS	42431	108400	869	7974
854370 OTHER MACHINE/APPARATUS	393882	1996763	134958	866203

Contd.

10.11 Imports by Economic Categories (Detail)

(In Thousand Rupees)

ITEMS	JANUARY, 2015	FROM JULY, 2014	JANUARY, 2014	FROM JULY, 2013
854390 PARTS OF THE APPARATUS H-85,43	35638	197346	38975	109204
854411 WINDING WIRE OF COPPER	8527	76319	8307	101873
854419 OTHER WINDING WIRE OF COPPER	54353	502185	45573	302018
854420 CO-AXIAL CABLE & CONDUCTORS	66216	444265	13733	354885
854430 IGNITION & OTHER WRITING SETS	7729	226880	4154	68911
854442 COMPUTER LEADS WITH CONNECTOR	187879	1643619	119813	1083356
854449 OTH ELECTRIC CONDUCTOR N>1000V	379282	4087808	141714	2151817
854460 OTH EL CON FOR VOLTAGE >1000V	315871	905939	111932	944534
854470 OPTICAL FIBRE CABLES	30715	168084	37718	214186
854511 ELECTRODES USED IN FURNACES	8285	62261	2595	20195
854519 OTHER ELECTRODES	313	12364	1628	7290
854520 CARBON BRUSHES	2528	30999	4449	31131
854590 OTH LAMP/BATTERY CARBON,GRAPIT	2031	22885	1045	20841
854610 EELECTRICAL INSULATOR OF GLASS		1873		2720
854620 EELECTRICAL INSULATOR CERAMICS	94786	119040	112077	512002
854690 OTH ELE INSU OTH THN GLAS,CERA	6366	74513	1922	56590
854710 INSULATING FITTINGS OF CERMIC		129	2	4477
854720 INSULATING FITTINGS OF PLASTIC	79	3692	637	3084
854790 OTH INSULATIN FITT PLAS/CERMIC	10881	501734	152212	184156
854810 WAST/SCRPR PRI BATRY,CEL,ACCUMU		627	4770	206231
854890 OTH,PARTS ELE MACHINE/APP NES	17	1407	626	4421
860110 RAIL LOCOMO POWERED ELECTRICIT				44
860210 DIESEL ELECTRIC LOCOMOTIVES		4094764	1193344	1193344
860290 OTH,RAIL LOCOMOTVE,LOCOMO TEND	8	8		
860390 OTH,RAILWAY OR TRAMWAY COACHES		3045		
860400 RAIL/TRAMWAY MAINTENANCE VEHIC		549730	39526	65900
860610 TANK WAGONS AND THE LIKE		460253		
860699 OTH RAIL,TRAMWAY GOOD VAN(NSP)		1226700		
860711 DRIVING BOGIES&BISSEL-BOGIES	15	15		
860719 OTH INCL PARTS AXELS/WHEEL	62191	340110	39914	78367
860721 AIR BRAKES AND PARTS THEREOF		19740		
860729 OTH BRAKES LOCOMO&PATS THEREOF		35118	1443	2957
860730 HOOKS,COUPLIN DEVICES,BUFFERS		8492	488	3723
860791 OTHER PARTS OF LOCOMOTIVES	344179	4738314	214655	858739
860799 OTH RAILWAY LOCOMOT STOCK PART	23118	67280		5945
860800 RAIL/TRAMWAY TRACK FIXTURES	997	29128	753819	1089028
860900 CONTINERS SPECIL DESI,EQUIPPED	33837	80792	8597	183639
870110 PEDESTRAIN CONTROLLED TRACTORS				448
870120 ROAD TRACTORS FOR SEMI-TRAILER	283345	2607091	490233	1436925
870190 COMP AG-TRACTORS-ANY KIT FORM	286875	1832438	39170	1601860
870210 M.VEH 10 OR >PERSON DIESEL ENG	210558	2283819	399173	2610078
870290 COMP O-M-VEH 10PER&DERIVER AKF	114534	417918	57327	540230
870310 M-CAR FOR TRAVEL ON SNOW/GOLF		7153	2320	3773
870321 MOTOR VEH CYLNDER CAP-1000CC	2899232	17634792	2491853	13206146
870322 OTH CAR CY CAP>1000CC - 1500CC	1962326	13725812	1916155	10665435
870323 OTH VEH CYL CAP 1500 - 3000CC	1811412	11724676	1262128	7867106
870324 OTH VEH CYL CAPACITY>3000CC	638678	2355954	325671	1850723
870331 OTH VEH(DIESEL ENG)CYL-C-1500CC		121279	1757	61118
870332 VEH(DIESEL ENG)CY-1500 -2500CC	1664	105123		56329
870333 OTH VEH(DIESEL ENG)CAP>2500CC	8505	241796	19847	5130734
870390 OTH M-CAR/M-VEH FOR PERSONS	272	52528	20735	89664
870410 DUMPERS DESIGN FOR OFF-HIGHWAY	57902	216243	17455	611745
870421 OTH VEH(DIESEL ENG)NOT>5TONNES	391113	3581245	421529	3251315
870422 OTH VEH(DIESEL ENG)GVW-5-20TON	692643	2966057	269030	1532814
870423 OTH VEH(DIESEL)GVW >20 TONNES	5043	435139	1119	217526

Contd.

10.11 Imports by Economic Categories (Detail)

(In Thousand Rupees)

ITEMS	JANUARY, 2015	FROM JULY, 2014	JANUARY, 2014	FROM JULY, 2013
870431 OT VEH SPARK-IGNITION NOT>5TON	271708	2348685	264077	1857526
870490 OTH VEH FOR TRANSPORT GOODS			53	289
870510 CRANE LORRIES	12599	213206		54187
870520 MOBILE DRILLING DERRICKS	20600	20600		13821
870530 FIRE FIGHTING VEHICLES		49381	3138	56376
870540 CONCRETE-MIXER LORRIES	46474	316551	255275	693513
870590 OTH SPECIAL PURPOSE MOTOR VEHL	901262	1659993	384520	1071135
870710 BODIES/CABS FOR VEH-H-87.03	719	6170	1023	8275
870790 BODIES OF VEH-H-87042190&.3190	13271	100516	12647	69189
870810 BUMPERS AND PARTS THEREOF	9844	64539	11813	45841
870821 OTH PART ACCE OF BODIES,SEATS	29458	120238	16696	61219
870829 OTH PART ACCE OF BODIES,CABS	381944	2840006	552618	3941394
870830 BRAKES&SERVO-BRAKES,PARTS VEH	66274	302688	18362	148345
870840 GEAR BOXES AND PARTS THEREOF	40572	462843	125224	343260
870850 DRIVE-AXLES WITH DIFFERENTIAL	22040	174901	16645	124092
870870 ROAD WHEELS&PARTS&ACCESSO	29042	243577	18317	102894
870880 SUSPENSION SYS,SHOCK-ABSORBERS	145324	936865	24803	353149
870891 RADIATORS & PARTS THEREOF VEH	15971	132231	8757	71616
870892 SILENCERS&EXHAUST PIPES,PARTS	9	1977		3289
870893 CLUTCHES AND PARTS THEREOF	15247	228860	12941	78203
870894 STEERING WHEELS,CLUMNS,BOXES	33183	275292	31525	408211
870895 SAFETY AIRBAGS INFLATER SYSTEM		467		
870899 OTH PARTS FOR VEHICLES H-8701	995622	3182064	695783	3239472
870911 WORK TRUCKS SELF-PROPEL ELECTR	7300	14863	6245	7510
870919 OTH WORK TRUCK SELF PRO N-FITT	256	146447		9774
871000 TANKS,OTH ARMOUD FITGHING VEH		22909		
871110 MOTORCYCLE CYL CAP-NOT>50CC	991	2986		151
871120 M-CYCLE CYL CAPACITY- 50-250CC	647322	4801867	697579	3826860
871130 M-CYCLE CYL CAPACITY-250-500CC		5626		78490
871140 M-CYCLE CYL CAP-500-800CC	3238	12686	2450	24951
871150 M-CYCLE CYL CAP EXCEEDIN-800CC	12875	60932	12627	22754
871190 OTH M-CYCLE(INCLUDING MOPEDS)	48295	425971	163397	682241
871200 BICYCLES,OTH DELIVERY TRICYCL	26861	244268	36780	215820
871310 INVALID CARRIAG NOT MECH PROPL	20916	112511	20333	92468
871390 OTH INVALID CARRIAG MOTORISED	879	4348		1736
871410 SADDLES OF MOTORCYCLES,MOPEDS	556513	3242083	335839	2846173
871420 PART ACCE INVALID CARRIAGES		226		479
871491 FRAMES,FORKS & PARTS THEREOF		2137	31637	33253
871492 WHEEL RIMS AND SPOKES	359	5959	6958	9290
871493 HUBS,COAST BRAK HUB,FREE WHEL	7688	77863	16829	41862
871494 BRAK,COAST BRAK HUB,HUB BRAK		9357	2590	8223
871495 OTHER, SADDLES	3633	26135	3216	15018
871496 PEDALS,CRANK-GEAR,& PARTS THOF	1594	4954		3999
871500 BABY CARRIAGES & PARTS THEREOF	5192	35912	5615	22384
871610 TRAILER,SEMI-TRALER CARVN TYPE		798		5703
871620 SELF LOADING/UNLODING TRAL AGR	343	1628		
871631 TAKER/SEMI TANKER TRAILERS	1704	3630		40605
871639 OTH TRAILER,SEMI TRAI FOR GOOD		58165	3937	18714
871640 OTH TRAILERS & SEMI-TRAILERS		3404		2821
871680 OTH VEH NOT MECHANICALLY PROPL	11303	56692	4465	49397
871690 PARTS,TRAILER SEMI-TRAI H87.16	43166	90088	9921	43095
880100 GLIDERS AND HANG GLIDERS		1254		874
880212 HALICOPTER UNLADN WT>2000 KG		9276		
880220 AEROPLAN UNLADEN WT NOT>2000KG		35780		612
880230 AEROPLAN UNLADN W-2000-15000KG		15669		

Contd.

10.11 Imports by Economic Categories (Detail)

(In Thousand Rupees)

ITEMS	JANUARY, 2015	FROM JULY, 2014	JANUARY, 2014	FROM JULY, 2013
880240 AEROPLAN UNLADN WT >15000KG	95635	8785303	40114	812110
880310 PROPELLERS, ROTORS & PATS THROF	4754	10754	32	7816
880320 UNDER CARRIAGES/PARTS THEREOF		2627		2942
880330 OTH PARTS OF AEROPLANE/HELICOP	148948	798487	24987	799084
880400 PARACHUTES AND ROTOCHUTES, PART	62	1679		270
880521 AIR COMBAT SIMULATORS & PARTS		10199		7066
880529 OTH GROUND FLYING TRAINER PART		4535	10989	15419
890190 OTH VESSELS FOR PERSONS/GOODS		182836		
890310 INFLATABLE YATCHS, VESL PLE/SPO	41	449	215	403
890391 SAILBOATS, WITH/W-OOUT AUX-MOTOR		792		1856
890392 MOTORBOAT, O/THN OUTBOARD M-BO		10675		
890399 OTH INFLTABLE YACHTS	1829	9120		2377
890510 DREDGERS		1010559		
890520 SUBMERSIBLE DRILLING PLATFORMS			46591	46591
890590 OTH LIGHT VESSELS, FLO-CRANES		12858		
890790 OTH FLOATING STRUCTURES, TANKS		4752		5748
900490 OTH SPECT, GOGGLE&THE LIKE CORR	2433	26302	3681	25351
900510 BINOCULARS	159	15292	350	4054
900580 OTH ASTRONOMICAL INSTRUMENTS	921	4427	870	2997
900699 O-PART, AC P-GRAPHIC F-LIGH APP	154	518	950	1645
900720 CINEMATOGRAPH PROJECTOR. S-R/RE		9010	209	6035
900791 PAR, ACC-CINEMATOGRAPHIC CAMERA	44	426	103	151
900792 PART, ACCE-CINEMATOGR PROJECTOR	132	1924		2887
900850 PROJECTORS, ENLARGERS&REDUCERS		739		3067
900890 PARTS/ACCE OF IMAGE PROJECTORS	291	869		526
901010 APPA, EQUI AUTOMATC DEVELO FILM	5992	54645		500178
901050 OTH APP EQU PHO-GRAPHIC LAB	494	54689	6485	33037
901060 PROJECTION SCREENS	258	25282	3209	11961
901090 PART ACCE OF APP/EUIP H-90.10	23	9051	87	5955
901110 STEREOSCOPIIC MICROSCOPES		411	366	1500
901120 OTH MICROSCOPE P-MICROGRAPHY		455		6416
901180 OTHER MICROSCOPES	11862	72175	3434	111528
901190 PART, ACCE OF OPTCAL MICROSCOPE	51	4245	446	48987
901210 M-SCOPE O/THN OPTIC M-SCOP APP	193	12162		15865
901290 PART, ACC M-SCOPE O/THN OPTICAL	134	2655		879
901310 TELESCOPIC SIGHTS FITT TO ARMS		5917		50
901320 LASERS OTHER THAN LASER DIODS	98	4035		11201
901380 OTH DEVICES APPLI&INSTRUMENTS	15072	112571	6130	106052
901390 PARTS, ACCE OF SUB GROUP-90.13		32888	17854	42772
901410 DIRECTION FINDING COMPASSES	32	831	24	135
901420 INST/APPLI AERONAUTIC NAVIGATO	134	10610		531
901480 OTH INS/APPLI (NAVIGATIONAL)	76	10999	1239	2348
901490 PART, ACCE OF SUB GROUP OF 90.14	469	2097		1155
901510 RANGEFINDERS		897	225	4905
901520 THEODOLITES AND TACHEOMETERS	350	8806	3810	9309
901530 SURVEYING LEVELS	952	11188	838	8705
901540 PH-GRAMMETRICAL SURVEY INS/APP	3526	3569		
901580 OTH INS AND APPLIANC-SURVEYING	1888545	3818512	308629	2001566
901590 PARTS&ACCE OF SURVEYING INSTRU	18579	467830	87639	518240
901600 BALANCE SENSITIVITY 5CG/BETTER	3462	27656	2268	22956
901710 DRAFTING TABLE MACH W/NOT AUTO	4960	25324	6653	15565
901720 O-DRAWING MARK/MATH CALC INSTR	2467	24204	4763	25481
901730 MICROMETERS/CALLIPERS & GUAGES	910	16324	1688	20201
901780 OTHER INSTRUMENTS	27193	80131	10469	93864
901790 PARTS/ACCE OF MEASURING INSTRU	19	5901	2199	9813

Contd.

10.11 Imports by Economic Categories (Detail)

(In Thousand Rupees)

ITEMS	JANUARY, 2015	FROM JULY, 2014	JANUARY, 2014	FROM JULY, 2013
901811 ELECTRO-CARDIOGRAPHS	5546	40945	7102	53307
901812 ULTRASONIC SCANNING APPARATUS	33320	377259	30872	119093
901813 MAGNETIC RESONANCE IMAGING APPA	7230	605387	285748	654352
901814 SCINTIGRAPHIC APPARATUS		588		20561
901819 OTH ELECTRO-DIAGNOSTIC APPARAT	462520	1513645	175880	1061159
901820 ULTRA VOILET/INFRA-RED RAY APP	5359	11140		538
901831 SYRINGES, WITH/WITHOUT NEEDLES	189771	953659	133743	954811
901832 TUBULAR METAL NEEDLE/NEDL SUTU	33630	147089	22998	172332
901839 OTH NEDLES, CATHETERS, CANNULA	386948	3089548	405420	2425383
901841 DENTAL DRILL ENGINES, W/C-D-EQU	679	1311		
901849 OTH; INS/APPLI, DENTAL SCIENCE	6566	37692	8123	34958
901850 OTH, OPHTHALMIC INST&APPLIANCE	24566	319189	20043	172148
901890 OTH INSTRUMENT & APPLIANCE.	862783	6256224	528492	3609955
901910 MECHANO-THERPY, MESSAGE/PSY APP	23114	79655	10601	199240
901920 OZONE, OXYGEN, AEROSOL THERAPY,	58985	545632	54344	323853
902190 OTH; APP, WORN CARY, IMPL IN BODY	12866	139152	55125	278996
902212 COMPUTED TOMOGRAPHY APPARATUS	91128	737905	246091	649525
902213 OTH X-RAY APPA FOR DENTAL USES		10790		1425
902214 OTH, X-RAY APP FOR MEDICAL SURG	165085	892744	32740	345979
902219 X-RAY APPA FOR OTHER USES	7985	635372	67033	365392
902221 APP BASE ON ALP, BETA GAMA RADI	12070	13880		35847
902229 APP ALPHA-BE-GA RADI-OTHER USE	20927	173956		19116
902230 X-RAY TUBES		7091	210	36702
902290 O-APP AL-B-G RADI INCL PA/ACCE	13481	151440	24348	177674
902300 APPA DESIGNED F-DEMANSTRATION	43948	431449	32857	372449
902410 MACH&APPLI FOR TESTING METALS	15717	99969	1972	50877
902480 O-MACH-TESTING HARDNESS/STREN	27057	231436	22514	275114
902490 PARTS&ACC-HARD/STREN TEST MACH	1152	29892	1147	31160
902511 LIQUID-FILLED THERMOMETER/PYRO	2119	40537	11683	55240
902519 OTHER THERMOMETERS/PYROMETERS	13403	89391	7481	55319
902580 OTHER INSTRUMENTS	11526	155548	9142	146304
902590 PARTS ACCE INSTRUMENTS H-9025	7374	47693	2541	33738
902610 APP, MEASUR/CHECK FLOW/ LEVEL.	19814	191870	6368	120369
902620 APP, MEASUR/CHECK PRESSURE.	40702	654157	23439	289959
902680 OTH, APP, MEASUR VARIATION LIQ/G	180020	1543466	87042	1095267
902690 PARTS, ACCE OF SUB GROUP 90.26.	9173	111027	14972	209899
902710 GAS/SMOKE ANALYSIS APPARATUS.	10343	192081	13950	139176
902720 CHROMATOGRAPHS/ELECTROPHOR INS	9028	247988	63540	298846
902730 SPECTRO, SPECTROPHOT-METER RADI	27065	185066	23895	160341
902750 OTH, INS. USING OPTCAL RADIATION	54183	340653	99820	385329
902780 OTH, INST FOR PHYSICAL CHEM ANA	211162	1413172	109088	1364313
902790 MICROTOMES; PART ACCE APP-90.27	23000	285649	23251	280842
902810 GAS METERS	14231	835612	39784	200165
902820 LIQUID METERS	432	8284	323	25556
902830 ELECTRICITY METERS	9489	90959	5180	61228
902890 PART, ACCE OF SUB GROUP 90.26	42477	404785	122446	866305
902910 REVOL/PROD COUNTRS, TAXIMETERS,	1071	9538	1602	4891
902920 SPEED INDICATORS/TACHOMETERS	1537	19491	2562	16050
902990 PARTS ACCE OF METERS-H-90.29	15589	104815	12920	79384
903010 INS, MEASUR IONISING RADIATIONS	16587	248213	18866	74495
903020 OSCILLOSCOPE&OSCILLOGRAPHS	266	22988	282	17391
903031 O-INSTR MEASUR VOLTAGE, CURRENT	3598	28088	9195	23460
903032 MULTIMETER WITH RECORD DEVICE		11585	48	7322
903033 O-METER WITH OUT RECOED DEVICE	22863	104855	29241	121126
903039 O-OSCILLOSCOPE W-RECOED DEVICE	1384	14738		32466

Contd.

10.11 Imports by Economic Categories (Detail)

(In Thousand Rupees)

ITEMS	JANUARY, 2015	FROM JULY, 2014	JANUARY, 2014	FROM JULY, 2013
903040 OTH,INS,SPE DESI FOR TELECOMMU	598	76320	1617	118777
903082 OTH,INS,MEASUR SEMICONDUCTOR	315	398		5956
903084 OTH,APPA,WITH RECORDING DEVIC	343	27100	71	1537
903089 OTH,INS,MEASUR ELECTRICAL QTY.	383352	610143	12052	151751
903090 PARTS ACCE OF SUB GROUP 90.30	90	24541	45021	59180
903110 MACH BALANCING MECHNICAL PARTS	836	36665	18	1117
903120 TEST BENCHES	3137	61165		142524
903141 OTH,OPTICAL INS CHECK SEMICODU	223	223		
903149 OTH,OPTICAL INS & APPLIACES.	28771	68292	34873	121919
903180 OTH,INS APPLIANCES & MACHINES.	82157	1052734	116938	1162708
903190 PART,ACCE OF ARTICLE H- 90.31	20583	133941	16513	97306
903210 THERMOSTAT	54470	262462	27498	211169
903220 MANOSTAT(PRESSURE REGULATORS)	1207	6099		6750
903281 OTH,INS HYDRAULIC OR PNEUMATIC	4406	17043	660	12161
903289 OTH,REGULATING,CONTROLLING INS	202945	1192217	69525	815026
903290 PARTS,ACCE OF ARTICLE H- 90.32	1494	182146	2435	108838
940210 DENTISTS,BARBER CHAIRS, PARTS	5711	26036	14681	75895
940290 OTH;OPE TABLES,EXAM TABLE MECH	67794	642142	34059	174208
940560 ILLUMINATED SIGN,NAMPLATES,LIK	113	112661	818	5040
940591 PARTS OF LAMP LIGHT FIT GLASS.	21016	112450	14137	47789
940599 OTH PARTS H-NO.94.05,N.E.S.	5700	30723	5032	21822

10.12 Exports by Areas and Countries/Territories

(In Thousand Rupees)

COMMODITIES	JANUARY, 2015	CUMULATIVE FROM JULY,2014	JANUARY, 2014	CUMULATIVE FROM JULY,2013
GRAND TOTALS	207,163,219	1,426,271,155	217,160,304	1,540,160,381
LATIN AMERICA	316,410	2,016,685	218,433	1,594,285
Antigua and Barbuda		635		238
Aruba	14,543	14,997		387
Bahamas	84	1,636		635
Barbados		5,879	3,313	40,194
British Virgin Is.		544		221
Cayman Islands		5,622	305	2,613
Cuba	21,681	200,577	13,853	195,266
Dominica		1,383		
Dominican Republic	161,040	673,036	66,023	478,772
Grenada	420	5,785	983	4,332
Guadeloupe	2,603	4,153	359	40,334
Haiti	12,122	303,511	15,094	141,552
Jamaica	7,416	71,323	11,236	82,974
Martinique		45,421	4,532	33,345
Netherlands Antilles	80	80		
Puerto Rico	17,422	173,041	37,655	234,713
St.Kitts and Nevis		429		247
St. Lucia	4,973	10,691		13,465
St.Vincent/Grenadine	197	7,676	208	5,886
Trinidad and Tobago	73,811	490,157	64,873	319,112
US.Virgin Islands	17	110		
CENTRAL AMERICA	913,188	8,703,139	1,549,261	9,746,312
Belize		4,952		1,944
Costa Rica	15,295	212,129	13,847	178,767
El Salvador	19,132	118,332	8,317	74,401
Guatemala	49,973	328,610	98,451	466,294
Honduras	16,573	213,172	22,513	147,686
Mexico	650,719	6,889,671	1,005,711	6,521,115
Nicaragua	87,282	343,458	290,162	1,627,240
Panama	74,214	592,816	110,261	728,865
SOUTH AMERICA	2,559,911	18,138,106	3,053,212	21,616,179
Argentina	390,134	2,085,832	481,993	3,335,744
Bolivia	3,736	27,790	333	28,998
Brazil	686,818	4,243,804	899,133	5,834,723
Chile	742,065	4,781,085	688,695	5,238,073
Colombia	242,316	2,853,905	470,556	3,009,587
Ecuador	47,887	524,687	108,367	609,406
Guyana	2,031	37,124		34,096
Paraguay	74,418	647,046	13,106	225,223
Peru	159,788	1,758,490	263,126	1,655,981
Suriname		68,023	17,023	51,391
Uruguay	108,593	531,127	46,219	917,742
Venezuela,Bolivar. R	102,126	579,193	64,660	675,214
NORTH AMERICA	35,476,153	232,161,595	31,237,622	244,408,520
Bermuda		3,468	79	3,988
Canada	1,849,675	13,650,185	1,885,906	15,158,576
Greenland				137
St.Pierre & Miquelon		1,536		
U.S.America	33,626,477	218,506,406	29,351,636	229,245,819
EASTERN EUROPE	6,023,650	30,103,198	6,719,441	29,988,995
Belarus	1,944	23,908	1,550	32,021
Bulgaria	121,828	1,256,811	140,214	864,340
Czech Republic	329,437	2,119,603	347,464	1,974,005
Hungary	48,237	670,416	86,983	735,077
Poland	1,251,177	8,542,907	1,443,267	7,311,045
Republic of Moldova	2,298	20,169	5,752	15,212

Contd.

10.12 Exports by Areas and Countries/Territories

(In Thousand Rupees)

COMMODITIES	JANUARY, 2015	CUMULATIVE FROM JULY,2014	JANUARY, 2014	CUMULATIVE FROM JULY,2013
Romania	170,225	1,609,391	171,855	1,736,043
Russian Federation	3,258,276	11,455,018	3,306,841	11,777,276
Slovakia/Slovak R.	21,014	211,762	17,844	210,435
Ukraine	819,216	4,193,212	1,197,670	5,333,541
NORTHERN EUROPE	18,275,712	123,822,464	19,157,160	121,046,491
Denmark	831,020	5,826,564	995,095	6,015,131
Estonia	136,250	1,111,203	176,867	1,535,855
Faeroe Islands				136
Finland	322,564	2,997,611	621,726	4,472,087
Iceland	324	4,102	935	7,128
Ireland	414,991	3,093,447	460,437	2,928,426
Latvia	221,677	1,539,762	221,447	1,326,965
Lithuania	363,410	2,688,726	500,949	3,266,825
Norway	501,564	3,203,977	488,025	3,278,800
Sweden	1,229,529	7,648,876	1,257,230	7,136,034
United Kingdom	14,254,383	95,708,197	14,434,449	91,079,104
SOUTHERN EUROPE	15,612,821	105,383,773	14,357,963	94,822,367
Albania	13,771	207,552	18,181	165,816
Bosnia & Herzegovina	1,563	10,071	1,706	4,715
Croatia	89,150	724,552	85,538	455,381
Fr.Yugoslav R.Macedo	172	1,039		1,138
Gibraltar				632
Greece	681,913	4,337,926	481,661	3,831,064
Holy See				4,090
Italy	5,615,504	40,067,428	5,604,200	38,876,911
Malta	34,190	379,520	45,336	323,798
Portugal	1,239,696	8,906,180	1,358,636	9,715,117
Slovenia	263,064	2,856,579	285,380	2,569,641
Spain	7,655,719	47,748,880	6,469,234	38,691,212
Serbia	18,080	144,047	8,091	182,851
WESTERN EUROPE	26,049,493	172,670,960	25,853,224	171,433,821
Austria	123,896	1,101,890	162,376	1,279,651
Belgium	5,431,022	36,568,832	5,857,530	37,182,889
France	2,886,783	23,069,004	3,356,073	24,781,603
Germany	11,620,829	71,610,740	10,417,771	66,559,134
Liechtenstein				136
Luxembourg	188	3,201	443	16,450
Netherlands	5,896,835	39,605,110	5,980,687	40,893,485
Switzerland	89,940	712,184	78,343	720,474
EASTERN AFRICA	7,740,239	47,668,617	11,447,789	51,634,708
Burundi		6,255	1,463	7,524
Comoros	343,583	1,844,048	396,954	2,159,092
Djibouti	384,489	1,529,009	576,685	2,041,211
Eritrea	3,950	342,785	3,966	24,220
Ethiopia	8,624	52,452	1,810	84,240
Kenya	3,302,775	19,739,239	4,237,389	17,640,997
Madagascar	998,144	5,265,917	2,672,302	10,145,221
Malawi	3,554	92,981	14,629	103,372
Mauritius	127,889	1,568,499	172,620	1,866,399
Mayotte	24,914	114,112		5,896
Mozambique	1,296,903	7,530,406	1,221,490	6,876,882
Reunion	45,395	357,146	55,790	431,507
Rwanda		17,583	664	16,096
Seychelles	27,119	226,060	22,746	129,396
Somalia	160,710	1,068,916	467,895	2,222,501
Uganda	1,213	46,285	4,014	73,071
U.R.of Tanzania	926,228	7,148,019	1,519,394	7,437,712
Zambia	16,763	105,667	786	44,418
Zimbabwe	67,986	613,240	77,190	324,954

Contd.

10.12 Exports by Areas and Countries/Territories

(In Thousand Rupees)

COMMODITIES	JANUARY, 2015	CUMULATIVE FROM JULY,2014	JANUARY, 2014	CUMULATIVE FROM JULY,2013
MIDDLE AFRICA	655,442	4,966,454	642,426	4,898,924
Angola	381,749	2,958,510	239,463	2,243,690
Cameroon	157,129	1,430,045	172,655	1,153,546
Chad		1,926		3,462
Congo, Republic of	68,251	158,278	10,366	50,144
D.R.of Congo	26,547	245,766	199,457	1,172,611
Equatorial G.(Ri.Mi)		30,668		112,493
Gabon	21,764	141,261	20,342	162,662
Sao Tome & Principe			143	317
NORTHERN AFRICA	2,772,682	16,326,543	2,906,100	17,740,984
Algeria	113,820	1,591,179	230,040	2,194,816
Egypt(U.A.R.)	1,346,672	8,930,299	1,548,751	9,014,060
Libya	141,570	492,983	95,907	666,964
Morocco	130,877	895,801	156,376	981,790
Sudan	790,138	2,742,995	619,739	3,189,805
Tunisia	249,605	1,673,286	255,287	1,692,821
Western Sahara(Ri.De)				729
SOUTHERN AFRICA	2,670,231	17,370,762	2,880,487	18,760,672
Botswana	17,048	222,320	33,018	269,905
Lesotho	32,306	238,155	130,647	595,596
Namibia	8,549	72,966	1,054	66,697
South Africa	2,612,327	16,834,416	2,715,767	17,824,572
Swaziland		2,904		3,901
WESTERN AFRICA	4,683,792	21,543,078	5,102,751	20,658,601
Benin	915,209	2,420,909	961,254	4,987,779
Burkina Faso(Fr.Up.V)		2,554		
Cape Verde		5,051	1,769	7,179
Co,te d,Ivoire(Fr.Iv)	1,964,851	4,006,681	1,071,305	3,275,346
Gambia	211,393	1,095,426	144,423	733,767
Ghana	98,979	1,919,586	153,116	667,025
Guinea	8,153	2,387,754	1,090,832	2,705,293
Guinea-Bissau	137,659	685,718	26,508	55,017
Liberia	5,173	143,174	2,911	89,013
Mali	68	2,002	323	1,900
Mauritania	265,014	1,995,776	571,113	2,344,528
Niger		1,543		18,449
Nigeria	255,149	3,423,365	720,461	3,533,706
Senegal	687,060	2,567,318	66,863	416,175
Sierra Leone	107,441	717,500	228,106	614,005
Togo	27,644	168,721	63,768	1,209,417
EASTERN ASIA	24,879,096	194,371,444	23,389,172	228,617,144
China	18,376,954	133,731,304	16,956,845	154,928,998
Hong Kong S.A.Re.Chi	2,446,459	17,461,905	1,964,003	22,188,790
Japan	1,610,568	11,069,338	1,725,920	12,474,745
Korea D.P.Republic		1,564	541	7,210
Korea, Republic of	1,813,927	21,129,131	2,084,668	26,198,114
Macao.China	849	9,593		5,424
Mongolia		10,497		8,274
O.Asia(Tai.For.Pe.Ki)	630,338	10,958,114	657,196	12,805,589
SOUTH-CENTRAL ASIA	27,033,108	194,527,071	29,983,099	204,849,732
Afghanistan	14,845,325	109,582,106	16,957,933	114,037,319
Bangladesh	6,050,929	40,840,288	6,019,123	43,093,389
India	3,232,720	24,207,385	3,853,941	27,257,621
Iran (Islamic R.)	239,297	1,604,332	401,982	2,852,495
Kazakstan	41,725	367,232	87,004	274,042
Kyrgyzstan/Kyrgyz R.	14,093	90,730	1,983	24,534
Maldives	64,922	524,389	41,878	524,466
Nepal	20,440	70,954	2,311	34,334
Sri Lanka	2,412,522	15,948,384	2,452,196	15,828,831

Contd.

10.12 Exports by Areas and Countries/Territories

(In Thousand Rupees)

COMMODITIES	JANUARY, 2015	CUMULATIVE FROM JULY,2014	JANUARY, 2014	CUMULATIVE FROM JULY,2013
Tajikistan	57,732	565,761	105,532	615,074
Turkmenistan	46,758	661,253	9,018	105,167
Uzbekistan	6,647	64,258	50,198	202,459
SOUTH-EASTERN ASIA	10,702,202	70,841,141	8,287,791	57,021,221
Brunei Darussalam	3,120	36,399	945	18,805
Cambodia Fr.Kampuche	342,071	2,008,186	403,770	2,936,820
Timor Leste				416
Indonesia	1,191,923	9,005,472	1,090,018	7,603,661
Lao People's D.R.	17,512	60,581	3,756	46,999
Malaysia	2,296,243	12,610,826	2,634,936	11,636,012
Myanmar	466,558	1,166,090	110,226	845,011
Philippines	421,613	3,008,158	1,219,055	6,645,872
Singapore	2,246,769	18,641,409	682,158	4,743,428
Thailand	1,125,303	6,700,854	885,345	6,340,921
Viet Nam	2,591,090	17,603,166	1,257,582	16,203,276
WESTERN ASIA	19,196,913	153,218,579	28,552,199	219,762,933
Armenia	6,630	21,521	79	7,102
Azerbaijan	273,699	2,075,564	230,747	3,100,018
Bahrain	774,639	4,401,707	1,247,205	6,602,706
Cyprus	16,750	229,330	20,098	172,206
Georgia	91,912	457,580	119,143	463,035
Iraq	261,967	2,710,268	591,255	1,718,129
Jordan	501,452	3,328,081	438,989	2,580,327
Kuwait	913,366	5,532,923	1,070,596	6,429,285
Lebanon	423,660	2,008,516	255,994	2,076,815
Oman	1,689,407	10,437,888	1,645,233	11,231,102
Qatar	475,929	3,782,316	775,676	4,824,653
Saudi Arabia	3,748,950	27,204,335	5,141,952	28,104,839
Syrian Arab Republic	112,593	918,838	402,533	1,757,329
Turkey	2,244,638	20,633,965	3,426,903	23,646,567
United Arab Emirates	6,901,845	64,575,263	11,150,656	119,774,650
Yemen	759,477	4,900,484	2,035,140	7,274,169
AUSTRALIA AND NEW ZEALANI	1,581,403	12,245,199	1,793,981	21,367,481
Australia	1,325,295	9,827,814	1,348,006	18,966,113
New Zealand	256,107	2,417,385	445,975	2,400,669
Norfolk Island				699
MELANESIA	17,987	183,530	25,897	159,859
Fiji	17,234	130,921	23,599	132,746
New Caledonia		2,631		3,205
Papua New Guinea	423	49,195	2,298	18,697
Solomon Islands		310		
Vanuatu	330	473		5,211
MICRONESIA	17	316		1,627
Guam	17	316		1,627
POLYNESIA	2,769	8,500	2,296	29,524
Cook Islands		17		703
French Polynesia	2,769	8,483	2,296	9,550
Niue				16,442
Pitcairn				1,303
Samoa				1,525

10.13 Re-Exports by Areas and Countries/Territories

(In Thousand Rupees)				
COMMODITIES	JANUARY, 2015	CUMULATIVE FROM JULY,2014	JANUARY, 2014	CUMULATIVE FROM JULY,2013
GRAND TOTALS	1,697,686	11,022,574		4,095,641
LATIN AMERICA		29		
Barbados		10		
US.Virgin Islands		20		
CENTRAL AMERICA	7,299	15,293		
Mexico	7,299	15,293		
SOUTH AMERICA	95	4,346		12,944
Argentina		411		
Bolivia		2,759		
Brazil		865		10
Colombia		215		529
Ecuador	95	95		12,406
NORTH AMERICA	10,061	849,108		679,044
Canada	1,640	27,592		2,029
St.Pierre & Miquelon				254
U.S.America	8,421	821,516		676,761
EASTERN EUROPE	957	30,220		197,928
Bulgaria				1,266
Czech Republic		13,289		508
Hungary				52,966
Poland	184	11,872		142,432
Romania		10		10
Russian Federation		1,027		727
Slovakia/Slovak R.		151		
Ukraine	773	3,872		19
NORTHERN EUROPE	33,120	924,240		56,866
Denmark	1,111	11,051		11,847
Finland		12,889		12
Iceland	20	20		
Ireland		111		8,047
Latvia		2,920		
Lithuania	321	2,637		
Norway	442	69,108		796
Sweden	2,858	247,886		12,299
United Kingdom	28,368	577,617		23,866
SOUTHERN EUROPE	697	705,466		109,258
Croatia		224		
Italy	697	699,462		70,667
Portugal				13
Slovenia		7		
Spain		5,773		38,578
WESTERN EUROPE	165,660	1,928,735		511,923
Austria		239		578
Belgium	10	161,900		3,583
France	11,713	105,507		135,678
Germany	110,499	842,685		294,410
Luxembourg	1,004	1,004		3,120
Netherlands	3,084	668,083		44,145
Switzerland	39,349	149,318		30,409
EASTERN AFRICA		992		
Kenya		992		
				Contd.
MIDDLE AFRICA		721		

10.13 Re-Exports by Areas and Countries/Territories

(In Thousand Rupees)				
COMMODITIES	JANUARY, 2015	CUMULATIVE FROM JULY,2014	JANUARY, 2014	CUMULATIVE FROM JULY,2013
Angola		721		
NORTHERN AFRICA	362	14,399		901
Egypt(U.A.R.)	362	12,849		901
Libya		1,382		
Tunisia		169		
SOUTHERN AFRICA		17,395		1
South Africa		17,380		
Swaziland		15		1
WESTERN AFRICA		4,704		434
Co,te d,Ivoire(Fr.Iv)		91		
Guinea		106		
Liberia		302		
Mauritania				415
Nigeria		4,088		
Senegal		118		19
EASTERN ASIA	69,756	1,372,162		655,612
China	24,754	767,967		334,931
Hong Kong S.A.Re.Chi	30,384	277,137		257,658
Japan	4,893	194,100		53,138
Korea, Republic of	9,715	128,968		971
O.Asia(Tai.For.Pe.Ki)	10	3,990		8,914
SOUTH-CENTRAL ASIA	14,983	77,392		93,338
Afghanistan	100	4,761		17,945
Bangladesh	10,963	10,963		4,976
India	3,920	33,541		66,707
Iran (Islamic R.)		10,661		
Kazakstan		98		86
Sri Lanka		17,369		3,624
SOUTH-EASTERN ASIA	15,953	1,259,327		363,982
Indonesia		1,362		6,688
Malaysia	1,004	135,708		43,852
Philippines	999	9,579		5,013
Singapore	12,718	959,880		304,293
Thailand	1,232	152,796		4,137
Viet Nam		1		
WESTERN ASIA	1,378,448	3,793,668		1,403,378
Azerbaijan		12,019		9,329
Bahrain	14,988	16,219		12,656
Iraq	361	2,777		10,119
Jordan		93,192		101,820
Kuwait	2,920	204,275		2,617
Oman	411	7,962		25,431
Qatar	229	109,482		4,552
Saudi Arabia	1,010,826	1,057,410		15,228
Turkey	3,347	184,276		7,177
United Arab Emirates	341,983	2,082,582		1,174,223
Yemen	3,383	23,474		40,227
AUSTRALIA AND NEW ZEALAND	295	24,376		10,031
Australia	211	24,282		10,031
New Zealand	84	94		

10.14 Imports by Areas and Countries / Territories

(In Thousand Rupees)

TERRITORIES/COUNTRIES	JANUARY, 2015	CUMULATIVE FROM JULY,2014	JANUARY, 2014	CUMULATIVE FROM JULY,2013
GRAND TOTALS	306,222,934	2,748,694,230	435,995,247	2,707,851,879
LATIN AMERICA	44,406	386,230	10,545	145,170
Anguilla		854	1	8
Aruba				25
Bahamas		5,778		6,272
Barbados	1,563	3,038		2,041
British Virgin Is.	212	6,257	1,716	3,872
Cayman Islands		10		
Cuba		2,057	1,374	22,782
Dominica	70	1,279		3,536
Dominican Republic	16	23,067	2,929	16,857
Grenada				6
Guadeloupe			2	2
Haiti		6,082		224
Jamaica	4,016	30,586	10	9,109
Montserrat		896		908
Netherlands Antilles	867	48,425	180	7,254
Puerto Rico	29,355	186,260	428	39,670
St.Kitts and Nevis		213		118
Trinidad and Tobago	8,307	67,927	3,904	31,965
Turks & Caicos Is.		309		
US.Virgin Islands		3,192		520
CENTRAL AMERICA	451,441	2,872,112	329,140	2,753,848
Belize	23,239	110,270	16,465	121,978
Costa Rica	4,377	42,080	2,366	9,702
El Salvador		54,043		2,490
French West Indies		1,245		1,932
Guatemala	80,908	294,579	66,930	231,729
Honduras	241	20,964	1,607	18,840
Mexico	341,143	2,340,660	241,772	2,361,601
Nicaragua		5,980		493
Panama	1,534	2,290		5,082
SOUTH AMERICA	2,704,217	39,346,341	1,152,020	15,571,659
Argentina	234,651	22,468,288	140,947	5,915,895
Bolivia		11,308	6	1,085
Bouvet Island		1,745	59	84
Brazil	1,450,374	12,261,287	854,366	6,878,481
Chile	179,709	2,917,325	56,674	2,335,303
Colombia	760,055	850,239	5,433	76,204
Ecuador		17,197	1,297	32,399
Falkland Is.Malvinas				19
French Guiana		7,253		1
Guyana		7,480		3,519
Paraguay	24,003	163,215	5	3,691
Peru	46,343	419,539	6,640	146,561
S.Georgia S.Sandw.Is				5,155
Suriname	1,545	1,547		3,593
Uruguay	3,236	214,670	86,054	169,098
Venezuela,Bolivar. R	4,300	5,248	538	571
NORTH AMERICA	18,366,531	125,296,690	19,842,544	113,215,617
Bermuda				702
Canada	1,961,541	23,534,586	1,079,890	7,402,135
Greenland	38	26,828		225
St.Pierre & Miquelon				25,567
U.S.America	16,404,952	101,735,276	18,762,654	105,786,988
EASTERN EUROPE	7,191,196	83,620,838	5,163,972	55,059,370
Belarus	363,635	2,765,880	78,249	1,605,542
Bulgaria	102,375	713,807	206,761	909,991
Czech Republic	205,098	2,940,955	238,825	1,398,130
Hungary	210,008	1,438,431	303,279	1,655,989
Poland	574,364	4,823,090	520,229	3,280,949
Republic of Moldova	56,417	947,460	155,437	374,009
Romania	1,825,435	17,520,756	178,930	6,952,719
Russian Federation	1,196,793	14,584,330	1,329,589	16,105,786

Contd.

10.14 Imports by Areas and Countries / Territories

(In Thousand Rupees)

TERRITORIES/COUNTRIES	JANUARY, 2015	CUMULATIVE FROM JULY,2014	JANUARY, 2014	CUMULATIVE FROM JULY,2013
Slovakia/Slovak R.	109,858	1,146,647	544,821	1,822,014
Ukraine	2,547,212	36,739,481	1,607,851	20,954,242
NORTHERN EUROPE	8,958,702	77,531,518	9,132,274	69,428,653
Denmark	485,266	16,258,850	2,315,965	13,110,214
Estonia	3,770	115,908	11,382	97,299
Faeroe Islands		447		828
Finland	1,041,307	4,706,153	337,581	3,601,366
Iceland	362	6,812	10,743	40,536
Ireland	659,194	3,566,687	345,810	3,061,762
Latvia	185,266	1,508,471	11,540	238,500
Lithuania	107,404	471,675	8,812	2,406,536
Norway	70,996	800,263	84,374	750,168
Svalbard/Jan May.Is.		414		64
Sweden	2,141,298	15,680,099	1,618,236	11,162,855
United Kingdom	4,263,839	34,415,739	4,387,830	34,958,523
SOUTHERN EUROPE	5,958,683	37,575,377	8,011,856	46,224,270
Albania		2,386		10
Andorra			4	4
Bosnia & Herzegovina	605	5,764	3,919	8,167
Croatia	529	9,098	392	10,736
Fr.Yugoslav R.Macedo		95		8,106
Gibraltar		3,611		1,778
Greece	107,191	479,999	164,825	1,722,751
Holy See				926
Italy	4,095,826	24,737,335	6,038,736	29,607,665
Malta	6	3,446	2,786	16,128
Portugal	104,408	574,995	176,971	766,531
San Marino	3,861	29,609	3,767	4,492
Slovenia	20,966	210,145	31,930	152,033
Spain	1,215,558	8,620,098	1,244,630	11,748,525
Serbia	409,731	2,898,797	343,896	2,176,418
WESTERN EUROPE	19,500,088	160,289,458	29,969,382	180,122,821
Austria	1,018,118	7,177,098	1,065,509	6,619,144
Belgium	1,502,971	12,390,355	1,697,302	13,650,388
Europien Union	3,291,281	28,228,185	4,176,248	25,349,856
France	3,442,861	23,022,092	3,670,210	21,283,799
Germany	6,986,938	55,829,779	13,841,216	80,703,278
Liechtenstein	52	2,128		92
Luxembourg	53,090	415,477	33,666	273,245
Monaco		595		725,018
Netherlands	1,857,224	17,703,816	1,982,411	13,410,250
Switzerland	1,347,553	15,519,932	3,502,820	18,107,750
EASTERN AFRICA	4,312,024	27,042,925	4,136,644	23,455,963
B.Indian Ocean Terr.		234		
Burundi	115,122	709,694	21,867	536,770
Comoros	9,784	73,017	5,914	51,469
Djibouti	15,040	71,285	13,623	59,037
Eritrea		3,606	2,159	8,077
Ethiopia	323,941	1,932,550	367,256	2,077,441
Kenya	2,901,015	16,881,276	2,379,118	14,142,326
Madagascar	40,470	396,556	73,731	342,895
Malawi	2,264	200,242	5,025	204,171
Mauritius	7,216	638,050	480,932	1,187,081
Mayotte		5,241		3,903
Mozambique	4,564	108,418	2,382	32,155
Reunion		3,792		81,747
Rwanda	209,786	1,140,474	136,223	790,089
Seychelles		8,050		
Somalia	48,975	485,547	76,938	391,535
Uganda	63,456	468,771	63,597	397,579
U.R.of Tanzania	216,061	1,333,421	94,947	459,675
Zambia	323,218	2,464,316	384,089	2,526,487
Zimbabwe	31,114	118,384	28,844	163,524
MIDDLE AFRICA	67,621	245,863	114,955	247,715
Angola	4,251	33,112	7,796	13,227

Contd.

10.14 Imports by Areas and Countries / Territories

(In Thousand Rupees)

TERRITORIES/COUNTRIES	JANUARY, 2015	CUMULATIVE FROM JULY,2014	JANUARY, 2014	CUMULATIVE FROM JULY,2013
Cameroon	16,836	68,814	5,951	31,391
Central African R.		72		1,375
Chad	32,764	37,584	87,196	157,305
Congo, Republic of	5,129	73,630	2,994	25,330
D.R.of Congo		2,330	8,004	9,941
Equatorial G.(Ri.Mi)		515		82
Gabon	8,641	29,775	2,614	7,663
Sao Tome & Principe		31	400	1,401
NORTHERN AFRICA	1,734,560	28,278,969	2,760,710	22,047,447
Algeria	5,438	37,662	3,659	25,598
Egypt(U.A.R.)	853,382	10,292,251	760,431	6,535,696
Libya	44,282	183,498		13,655
Morocco	605,251	17,194,818	1,903,846	14,849,717
Sudan	28,236	58,663	17,859	158,631
Tunisia	197,915	511,960	74,915	463,776
Western Sahara(Ri.De)	56	117		375
SOUTHERN AFRICA	3,326,896	28,678,137	2,397,635	16,411,048
Botswana	41	503	9,598	9,656
Canary Islands		9,278		2,152
French Southern Terr		1,412		
Lesotho				3,211
Namibia		7,041	56	44,299
South Africa	3,272,806	28,263,257	2,301,936	15,658,871
Swaziland	54,049	396,645	86,046	692,858
WESTERN AFRICA	128,002	4,054,923	256,729	1,762,887
Benin	23	10,637		8,698
Burkina Faso(Fr.Up.V)	443	58,902	5	1,335
Cape Verde	3,588	3,588		1,009
Co.te d.Ivoire(Fr.Iv)		88,249		126,771
Gambia	10,870	81,528		334
Ghana	10,934	322,501	58,735	190,423
Guinea	8,385	55,531		37,432
Guinea-Bissau				4,097
Liberia	6	2,104		475
Mali	328	1,218	47,089	158,490
Mauritania	3,732	1,229,161		3,928
Nigeria	4,865	1,505,835	10,842	468,034
Senegal	50,707	306,847	120,666	573,830
Sierra Leone	3,328	20,532	1,552	15,556
St. Helena		13		182
Togo	30,792	368,278	17,839	172,291
EASTERN ASIA	101,813,132	775,173,396	117,075,314	621,715,216
China	79,796,631	607,859,589	93,726,290	446,397,217
Hong Kong S.A.Re.Chi	632,903	5,764,371	1,232,763	6,684,234
Japan	13,749,598	98,950,085	11,824,684	103,258,158
Korea D.P.Republic	227,968	2,271,143	339,205	2,255,720
Korea, Republic of	4,693,917	38,308,643	6,268,149	41,408,363
Macao.China	35	6,432		574
Mongolia	113	3,201		65
O.Asia(Tai.For.Pe.Ki)	2,711,968	22,009,931	3,684,224	21,710,885
SOUTH-CENTRAL ASIA	19,685,973	145,202,834	35,034,992	153,843,804
Afghanistan	2,325,276	21,735,513	3,767,113	20,392,580
Bangladesh	502,393	3,623,343	573,114	3,336,944
Bhutan		736	126	165
India	13,897,411	103,465,984	27,903,442	115,635,105
Iran (Islamic R.)	2,268,332	11,820,151	1,972,471	9,663,184
Kazakstan	202,085	400,943	10,240	148,101
Kyrgyzstan/Kyrgyz R.	31	10,266	4,016	4,174
Maldives	54	349		2,074
Nepal	8,550	57,883	2,179	31,615
Sri Lanka	400,554	3,314,511	665,458	3,740,626
Tajikistan	615	2,370		4,403
Turkmenistan	78,193	718,043	132,580	843,491
Uzbekistan	2,479	52,741	4,255	41,341
SOUTH-EASTERN ASIA	34,919,502	288,401,602	47,891,445	271,731,157

Contd.

10.14 Imports by Areas and Countries / Territories

(In Thousand Rupees)

TERRITORIES/COUNTRIES	JANUARY, 2015	CUMULATIVE FROM JULY,2014	JANUARY, 2014	CUMULATIVE FROM JULY,2013
Brunei Darussalam				155
Cambodia Fr.Kampuche	7,666	19,448	2,385	48,081
Indonesia	15,270,180	123,713,030	20,424,265	79,200,557
Lao People's D.R.		520		9,089
Malaysia	5,797,209	55,517,416	13,644,251	108,325,962
Myanmar	22,286	304,357	144,425	580,208
Philippines	385,389	2,809,484	268,005	2,001,293
Singapore	6,224,549	51,097,337	6,004,952	34,608,736
Thailand	5,682,118	45,321,639	5,985,033	39,495,993
Viet Nam	1,530,106	9,618,371	1,418,129	7,461,082
WESTERN ASIA	73,575,800	902,873,346	150,520,738	1,097,226,508
Armenia		3,205		118
Azerbaijan		9,596		
Bahrain	597,376	3,394,605	700,393	3,219,165
Cyprus	16,375	93,268	6,970	70,416
Dubai		6,754		
Georgia	170	17,046		12,700
Iraq	66,722	781,757	42,360	329,506
Jordan	257,473	1,802,724	208,621	1,105,027
Kuwait	20,808,317	170,011,915	27,615,765	224,483,457
Lebanon	16,145	285,495	22,412	182,247
Oman	5,391,236	65,738,977	13,042,261	96,251,071
Qatar	1,233,632	10,745,542	3,020,589	12,305,967
Saudi Arabia	13,284,607	216,043,355	41,646,548	256,714,943
Syrian Arab Republic	14,461	64,679	23,570	55,978
Turkey	1,364,962	11,207,724	1,893,822	10,090,041
United Arab Emirates	30,522,246	421,961,151	62,246,632	492,232,535
Yemen	2,077	705,553	50,794	173,338
AUSTRALIA AND NEW ZEALAND	3,483,327	21,783,918	2,192,206	16,768,289
Australia	2,992,009	18,488,835	1,585,466	14,226,539
Christmas Islands	96	12,701	525	15,458
Cocos (Keeling) Is.		1,601	7,510	10,881
Heard/Mac Donald Is.		751		1,527
New Zealand	483,779	3,262,883	595,099	2,494,692
Norfolk Island	6,705	14,122		9,993
US.Minor Outlying Is	738	3,024	3,606	9,199
MELANESIA	41	6,176		58,519
Fiji				124
New Caledonia		6,051		
Papua New Guinea	41	41		1,275
Solomon Islands		63		51,486
Vanuatu		21		5,635
MICRONESIA	778	1,105	1,943	12,814
Kiribati	778	1,100		28
Marshall Islands				8,086
Micronesia,F.States				2,754
Northern Mariana Is.			1,943	1,943
Palau(Fr.pacific Is)		5		3
POLYNESIA	14	32,473	202	49,103
American Samoa		24,640		33,183
Cook Islands				812
French Polynesia		2,269		13
Johnston Island	14	4,945		2,924
Pitcairn		188		11,529
Samoa		18		
Tokelau		11		55
Tonga				322
Tuvalu		349	202	265
Wallis & Futuna Is.		52		

10.15 Re-imports by Areas and Countries / Territories

(In Thousand Rupees)

TERRITORIES/COUNTRIES	JANUARY, 2015	CUMULATIVE FROM JULY,2014	JANUARY, 2014	CUMULATIVE FROM JULY,2013
GRAND TOTALS	1,547,520	12,905,113		
LATIN AMERICA				5,666
British Virgin Is.				5,584
Dominican Republic				82
CENTRAL AMERICA				32,275
Belize				3,539
Guatemala				27,997
Mexico				739
SOUTH AMERICA	13,037			21,130
Argentina				227
Brazil	13,037			19,720
Uruguay				1,183
NORTH AMERICA	427,996			4,122,543
Canada	73,286			850,168
U.S.America	354,711			3,272,374
EASTERN EUROPE	12,217			74,554
Hungary				205
Poland	2,673			58,077
Romania				479
Russian Federation	9,544			9,544
Ukraine				6,248
NORTHERN EUROPE	70,137			441,282
Denmark	4,398			26,665
Finland	2,414			3,642
Ireland				7,921
Norway	1,412			12,802
Svalbard/Jan May.Is.	1,585			1,585
Sweden	9,553			109,562
United Kingdom	50,775			279,105
SOUTHERN EUROPE	46,517			386,636
Greece	733			1,357
Italy	43,292			346,720
Spain	2,493			38,559
WESTERN EUROPE	40,413			523,972
Austria	2,969			2,969
Belgium	2,166			39,195
France	5,710			99,759
Germany	26,127			302,968
Netherlands	3,200			43,918
Switzerland	241			35,164
EASTERN AFRICA	8,086			72,552

Contd.

10.15 Re-imports by Areas and Countries / Territories

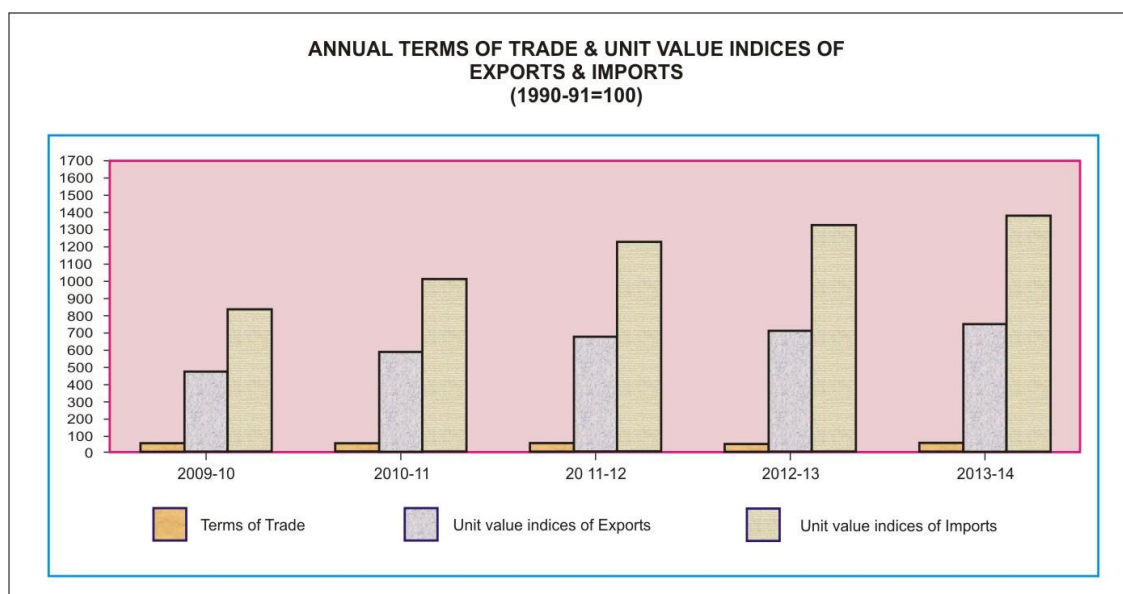
(In Thousand Rupees)

TERRITORIES/COUNTRIES	JANUARY, 2015	CUMULATIVE FROM JULY,2014	JANUARY, 2014	CUMULATIVE FROM JULY,2013
Ethiopia	8,086	64,515		
Madagascar		7,060		
Uganda		977		
NORTHERN AFRICA	4,103	10,997		
Algeria		2,160		
Morocco	4,103	6,946		
Tunisia		1,891		
SOUTHERN AFRICA		7,569		
South Africa		2,645		
Swaziland		4,924		
EASTERN ASIA	556,512	4,036,108		
China	326,724	2,017,362		
Hong Kong S.A.Re.Chi	8,606	169,898		
Japan	178,259	1,109,865		
Korea D.P.Republic		58,644		
Korea, Republic of	7,802	243,956		
O.Asia(Tai.For.Pe.Ki	35,121	436,383		
SOUTH-CENTRAL ASIA	124,878	824,927		
Afghanistan	811	811		
Bangladesh	5,618	43,511		
India	73,074	608,672		
Iran (Islamic R.)	1,422	9,904		
Sri Lanka	43,953	162,028		
SOUTH-EASTERN ASIA	98,489	1,163,330		
Brunei Darussalam		268		
Indonesia	60,229	804,091		
Malaysia	20,172	142,286		
Philippines		334		
Singapore	4,515	94,580		
Thailand	13,146	100,993		
Viet Nam	427	20,778		
WESTERN ASIA	107,307	895,117		
Bahrain	862	3,960		
Kuwait	225	225		
Oman		4,070		
Saudi Arabia	24,143	185,963		
Syrian Arab Republic		2,354		
Turkey	9,621	70,015		
United Arab Emirates	72,457	628,530		
AUSTRALIA AND NEW ZEALAND	37,827	286,457		
Australia	37,827	286,107		
US.Minor Outlying Is		350		

10.16 Annual and Quarterly Terms of Trade and Unit Value Indices of Exports and Imports (1990-91=100)

Year/ Quarter	Terms of Trade	Unit Value Indices of Exports	Unit Value Indices of Imports
2009-10	56.94	478.07	839.60
2010-11	58.55	593.19	1013.10
2011-12	55.08	679.44	1233.49
2012-13	53.81	715.45	1329.56
2013-14	54.27	752.86	1387.15
2010-11 Jul-Sep	59.91	552.97	923.01
Oct-Dec	60.25	584.51	970.12
Jan-Mar	57.34	596.46	1040.23
Apr-Jun	57.08	638.81	1119.05
2011-12 Jul-Sep	56.28	653.84	1161.73
Oct-Dec	54.96	673.48	1225.37
Jan-Mar	54.95	680.39	1238.16
Apr-Jun	54.26	710.06	1308.71
2012-13 Jul-Sep	53.94	684.66	1269.28
Oct-Dec	53.43	709.08	1327.23
Jan-Mar	53.91	728.42	1351.28
Apr-Jun	53.97	739.63	1370.44
2013-14 Jul-Sep	54.54	745.76	1367.33
Oct-Dec	54.61	745.57	1365.33
Jan-Mar	54.80	771.50	1407.91
Apr-Jun	53.17	748.62	1408.02
2014-15 Jul-Sep	52.24	753.27	1441.98
Oct-Dec*	54.41	762.69	1401.74

* Provisional



10.17 Index Numbers of Unit Values of Exports by Groups (1990-91=100)

Year /Quarter	All groups	Food and Live animals	Beverages & Tobacco	Crude materials inedible except fuels	Mineral fuels & Lubricants	Chemicals	Manufactured goods	Machinery & Transport equipment	Misc. Manufactured articles
2009-10	478.07	693.35	629.08	573.05	1115.54	534.75	411.00	988.72	498.40
2010-11	593.19	747.72	804.61	647.55	1333.56	620.91	559.56	1286.13	558.25
2011-12	679.44	800.09	935.29	848.74	1500.63	739.66	641.15	1517.96	650.31
2012-13	715.45	884.48	1052.54	958.74	1615.08	876.11	689.62	1603.48	657.15
2013-14	752.86	954.07	1127.89	1009.57	1682.81	939.50	698.49	1650.17	700.75
2010-11 Jul-Sep	552.97	711.81	719.61	634.81	1330.51	571.93	504.00	1168.32	533.66
Oct-Dec	584.51	751.75	790.66	636.36	1351.72	592.57	548.28	1263.12	543.21
Jan-Mar	596.46	755.41	850.66	639.27	1297.10	651.58	575.38	1317.01	545.45
Apr-Jun	638.81	771.90	857.51	679.75	1354.90	667.54	610.58	1396.06	610.67
2011-12 Jul-Sep	653.84	803.38	897.76	758.78	1429.38	678.24	617.90	1431.44	635.65
Oct-Dec	673.48	780.21	923.77	818.80	1492.20	714.47	645.22	1523.11	645.05
Jan-Mar	680.39	787.46	953.20	904.77	1528.82	766.15	648.83	1549.50	652.21
Apr-Jun	710.06	829.32	966.43	912.66	1552.12	799.77	652.65	1567.78	668.31
2012-13 Jul-Sep	684.66	867.43	999.22	924.18	1562.79	809.02	656.98	1584.13	636.74
Oct-Dec	709.08	869.95	1036.60	944.56	1653.04	851.48	685.86	1590.79	658.79
Jan-Mar	728.42	899.09	1086.12	982.32	1620.06	921.14	705.07	1618.96	666.01
Apr-Jun	739.63	901.46	1088.20	983.88	1624.41	922.80	710.57	1620.03	667.06
2013-14 Jul-Sep	745.46	919.57	1098.87	1017.68	1634.63	934.11	713.43	1624.52	674.82
Oct-Dec	745.57	952.49	1154.15	1023.78	1640.93	928.01	698.36	1631.05	723.57
Jan-Mar	771.50	970.48	1164.01	1042.41	1659.59	941.60	719.23	1664.20	729.32
Apr-Jun	748.62	973.74	1094.54	954.39	1796.09	954.26	659.51	1680.90	675.29
2014-15 Jul-Sep	753.27	1027.99	1123.85	988.05	1853.14	929.85	676.38	1722.41	692.43
Oct-Dec*	762.69	1071.97	1171.54	1000.56	1862.62	935.86	677.14	1781.57	740.31

* Provisional

10.18 Index Numbers of Unit Values of Imports by Groups (1990-91=100)

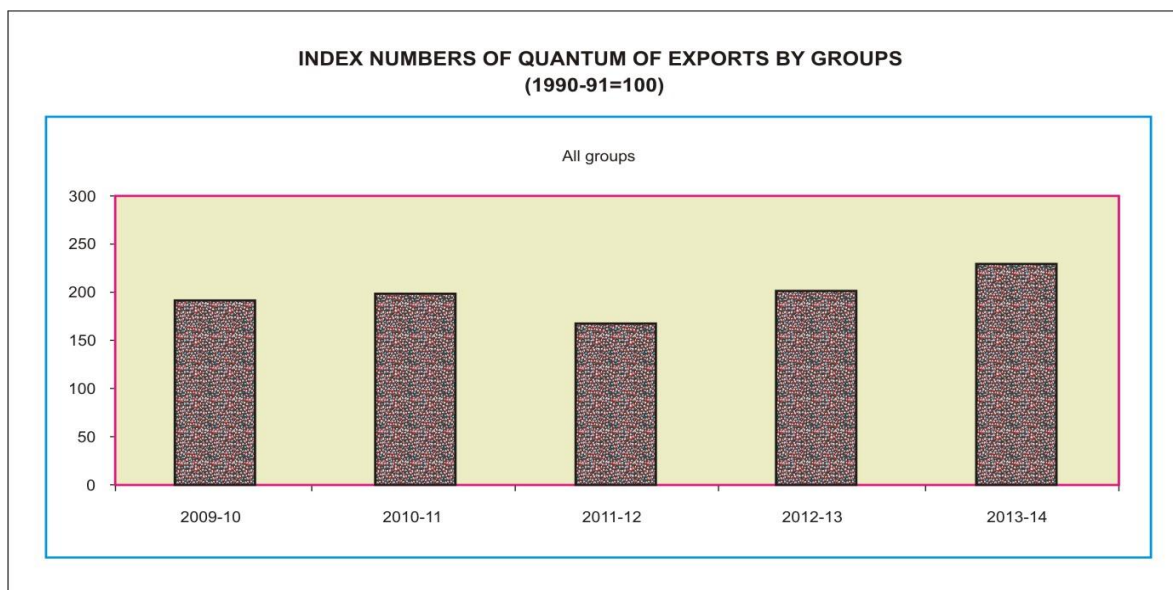
Year/Quarter	All groups	Food and Live animals	Beverages & Tobacco	Crude materials inedible except fuels	Mineral fuels & Lubricants	Animal or Veg. oils & Fats	Chemicals	Manufactured goods	Machinery & Transport equipment	Misc. manufactured articles
2009-10	839.60	689.76	961.43	677.43	975.40	881.02	725.54	612.77	965.15	964.44
2010-11	1013.10	743.82	1060.35	803.59	1255.86	1005.72	796.89	747.32	1183.62	1174.99
2011-12	1233.49	791.79	1230.10	881.00	1651.93	1240.29	897.56	823.33	1407.29	1274.46
2012-13	1329.56	802.28	1339.47	995.65	1720.77	1103.29	994.50	887.02	1738.91	1342.66
2013-14	1387.15	838.74	1446.20	1046.35	1757.91	1054.13	1098.60	899.66	1866.32	1458.63
2010-11 Jul-Sep	923.01	695.80	897.28	759.48	1085.96	867.68	770.08	675.64	1113.89	1097.68
Oct-Dec	970.12	727.87	1026.20	771.05	1128.38	956.15	773.31	727.65	1171.21	1170.63
Jan-Mar	1040.23	792.24	1104.22	841.89	1290.04	1085.82	814.67	791.58	1173.28	1197.23
Apr-Jun	1119.05	759.37	1123.70	841.94	1519.07	1113.24	829.51	794.40	1276.10	1234.40
2011-12 Jul-Sep	1161.73	780.37	1174.28	886.35	1546.57	1209.58	836.74	807.84	1297.42	1248.30
Oct-Dec	1225.37	786.64	1201.86	889.48	1674.49	1185.85	907.70	818.38	1350.77	1264.77
Jan-Mar	1238.16	819.33	1254.74	846.69	1651.53	1277.05	922.54	830.85	1386.86	1282.00
Apr-Jun	1308.71	780.82	1289.52	901.49	1735.14	1288.69	923.26	836.23	1594.10	1302.76
2012-13 Jul-Sep	1269.28	791.42	1310.88	925.57	1623.49	1189.26	939.61	875.46	1610.53	1323.94
Oct-Dec	1327.23	794.08	1328.36	995.64	1764.03	1111.45	1009.58	881.11	1680.20	1327.27
Jan-Mar	1351.28	800.25	1350.09	1017.46	1761.13	1048.35	989.23	877.44	1804.52	1345.00
Apr-Jun	1370.44	823.38	1368.54	1043.92	1734.43	1064.11	1039.59	914.05	1860.39	1374.43
2013-14 Jul-Sep	1367.33	839.00	1390.72	1064.30	1688.69	1075.42	1064.27	859.80	1865.31	1381.34
Oct-Dec	1365.33	840.48	1425.20	1052.01	1711.56	1054.23	1083.40	873.38	1875.71	1391.17
Jan-Mar	1407.91	849.44	1463.98	1072.34	1784.71	1061.03	1104.26	930.61	1937.80	1487.18
Apr-Jun	1408.02	826.03	1504.91	996.75	1846.69	1025.83	1142.45	934.85	1786.47	1574.82
2014-15 Jul-Sep	1441.98	882.91	1551.52	1050.88	1810.84	1040.06	1218.48	993.38	1889.96	1701.41
Oct-Dec*	1401.74	893.21	1590.81	1065.79	1530.17	1056.54	1254.97	1030.50	1969.44	1807.08

* Provisional

10.19 Index Numbers of Quantum of Exports by Groups (1990-91=100)

Year/Quarter	All groups	Food and Live animals	Beverages & Tobacco	Crude materials inedible except fuels	Mineral fuels & Lubricants	Chemicals	Manufactured goods	Machinery & Transport equipment	Misc. manufactured articles
2009-10	191.74	259.95	271.16	198.39	348.10	963.70	185.42	1307.03	173.53
2010-11	198.41	286.92	314.18	199.10	333.36	1033.09	180.52	2806.15	198.34
2011-12	167.36	264.12	367.35	282.00	410.62	1301.40	157.00	2077.59	164.87
2012-13	202.86	242.21	238.64	343.79	37.89	992.45	191.87	2014.32	181.50
2013-14	229.80	280.96	175.45	447.47	409.09	1010.41	189.96	2056.66	226.38
2010-11 Jul-Sep	171.90	234.32	274.00	48.34	310.57	1052.36	168.17	2713.18	190.87
Oct-Dec	190.23	257.32	182.25	105.16	394.62	1244.86	181.35	2986.54	196.39
Jan-Mar	208.47	300.04	354.70	324.40	309.57	882.63	181.02	3404.45	203.65
Apr-Jun	223.05	356.00	445.76	318.50	318.66	952.51	191.55	2120.43	202.43
2011-12 Jul-Sep	123.61	226.97	338.73	258.06	397.91	1195.14	153.61	1693.48	168.03
2011-12 Jul-Sep	123.61	226.97	338.73	258.06	397.91	1195.14	153.61	1693.48	168.03
Oct-Dec	169.87	245.98	350.96	342.16	405.61	1260.20	146.42	1741.42	145.37
Jan-Mar	181.51	273.36	342.68	403.10	392.32	1443.70	151.76	2986.15	158.70
Apr-Jun	194.44	310.16	437.04	124.69	446.65	1306.54	176.19	1889.30	187.37
2012-13 Jul-Sep	182.10	193.42	203.51	300.83	29.33	962.68	175.53	2240.25	165.88
Oct-Dec	201.62	219.24	268.01	357.97	6.46	948.78	196.72	2835.50	174.64
Jan-Mar	208.98	289.31	307.37	350.05	53.72	840.47	192.71	1390.01	179.90
Apr-Jun	218.73	266.88	175.65	366.29	62.03	1217.85	202.51	1591.51	205.57
2013-14 Jul-Sep	242.65	254.75	215.28	392.89	1298.61	1052.88	213.28	1226.96	241.61
Oct-Dec	220.69	279.96	59.50	463.12	4.22	691.05	190.14	911.18	229.81
Jan-Mar	218.37	336.65	69.11	350.89	247.03	1153.88	186.44	4061.10	208.14
Apr-Jun	237.48	252.47	357.92	582.97	86.50	1143.82	170.28	2027.38	225.97
2014-15 Jul-Sep	201.64	189.93	90.87	389.05	361.14	952.31	183.05	4343.64	202.72
Oct-Dec*	205.65	266.45	51.38	333.54	123.62	1240.35	187.56	3283.23	194.18

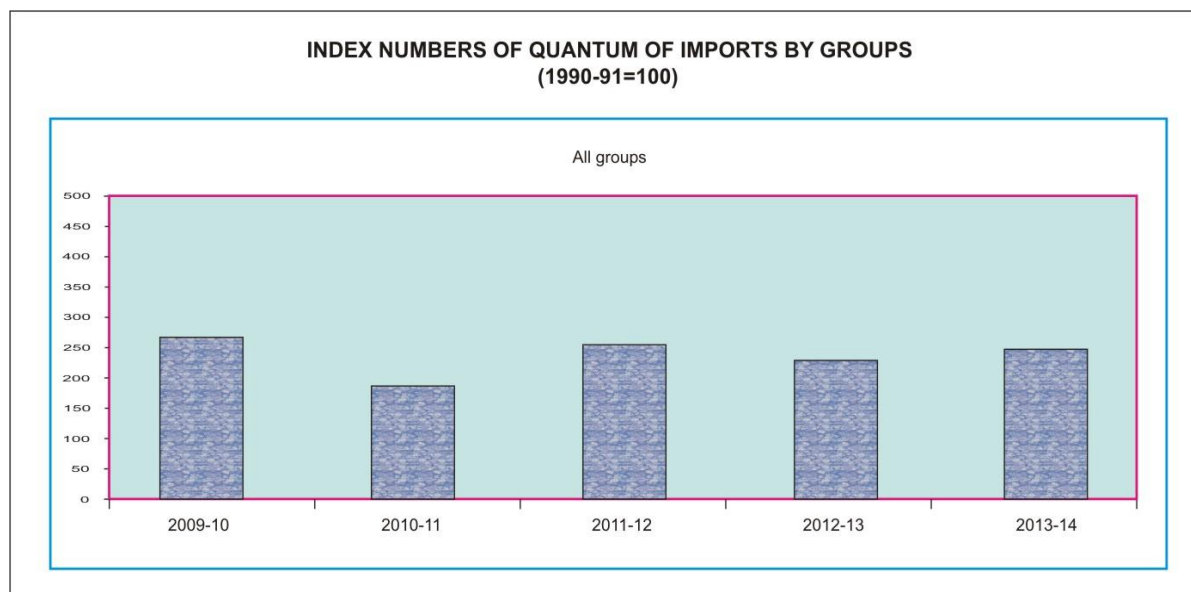
*Provisional



10.20 Index Numbers of Quantum of Imports by Groups (1990-91=100)

Year/Quarter	All groups	Food and Live animals	Beverages & Tobacco	Crude materials inedible except fuels	Mineral fuels & Lubricants	Animal or Veg. oils & Fats	Chemicals	Manufactured goods	Machinery & Transport equipment	Misc. manufactured articles
2009-10	273.50	161.65	372.35	535.52	228.17	154.83	257.08	228.29	363.58	283.04
2010-11	191.60	164.44	279.53	372.91	154.15	90.93	202.59	180.73	232.67	194.23
2011-12	256.47	321.01	371.65	473.88	197.46	121.87	290.92	241.91	280.01	288.73
2012-13	234.02	186.86	275.65	413.29	190.89	141.68	240.54	249.49	266.44	261.26
2013-14	249.40	162.10	317.18	491.04	185.66	182.37	253.03	312.32	283.06	286.91
2010-11 Jul-Sep	248.97	158.42	296.08	524.15	182.44	144.57	276.67	221.66	312.20	297.65
Oct-Dec	261.69	326.59	310.45	368.01	241.54	118.61	261.06	259.08	299.36	220.06
Jan-Mar	255.72	172.75	511.57	599.46	192.62	100.52	272.62	242.19	319.12	259.22
Apr-Jun	243.83	142.78	560.71	388.27	231.20	127.06	271.01	221.30	290.85	285.27
2011-12 Jul-Sep	240.84	277.16	347.08	300.55	194.84	114.21	304.19	247.39	261.99	225.28
Oct-Dec	265.20	330.05	344.55	647.69	194.63	119.56	315.83	235.90	261.50	260.87
Jan-Mar	246.02	383.47	403.56	497.72	188.47	102.72	277.36	223.66	241.95	398.43
Apr-Jun	273.80	293.36	391.41	449.55	211.89	151.00	266.31	260.67	354.59	270.34
2012-13 Jul-Sep	233.97	153.48	320.06	335.17	199.90	165.49	246.32	226.37	289.12	221.18
Oct-Dec	229.54	203.59	244.78	355.04	192.53	115.62	250.79	260.53	247.53	297.57
Jan-Mar	223.34	205.75	273.94	531.28	168.62	148.57	209.02	245.75	221.78	281.19
Apr-Jun	249.22	184.62	263.80	431.66	202.50	137.03	256.03	265.29	307.32	245.10
2013-14 Jul-Sep	218.67	122.34	261.56	396.94	181.66	174.34	244.11	206.78	263.81	229.50
Oct-Dec	268.58	171.23	341.53	584.51	196.34	167.22	261.77	508.73	227.47	235.11
Jan-Mar	257.81	167.02	354.12	578.98	169.03	175.06	258.74	280.99	321.79	278.09
Apr-Jun *	252.54	187.81	311.51	403.73	195.60	212.84	247.49	252.77	319.16	305.94
2014-15 Jul-Sep	302.77	322.99	416.31	354.13	197.29	189.47	275.38	273.72	521.40	302.25
Oct-Dec*	303.82	229.82	369.89	685.69	185.39	167.77	270.55	274.76	470.31	296.49

*Provisional



10.21 Trade in Services (Summary)

November, 2014

Rs. In Million
Dollars in Thousands

Description	* November, 2014		** October, 2014		% Change in November, 2014 over October, 2014	
	Rs	\$	Rs	\$	Rs	\$
Export of Services (TOTAL)	<u>30,149.66</u>	<u>296,202.00</u>	<u>38,101.65</u>	<u>370,805.00</u>	-20.87	-20.12
1.Manufacturing services on physical inputs owned by others	0.00	0.00	0.00	0.00	0.00	0.00
2.Maintenance and repair services n.i.e.	33.59	330.00	67.82	660.00	-50.47	-50.00
3. Transport	10,382.33	102,000.00	9,457.45	92,040.00	9.78	10.82
4. Travel	1,795.53	17,640.00	2,569.88	25,010.00	-30.13	-29.47
5.Construction services	189.32	1,860.00	231.20	2,250.00	-18.11	-17.33
6. Insurance and Pension services	494.69	4,860.00	735.72	7,160.00	-32.76	-32.12
7. Financial services	323.68	3,180.00	418.21	4,070.00	-22.60	-21.87
8. Charges for the use of intellectual services	30.54	300.00	53.43	520.00	-42.84	-42.31
9. Telecommunication, Computer and information services	6,109.28	60,020.00	6,878.34	66,940.00	-11.18	-10.34
10. Other business services	5,607.67	55,092.00	6,048.63	58,865.00	-7.29	-6.41
11. Personal, cultural, and recreational services	89.58	880.00	140.77	1,370.00	-36.36	-35.77
12. Government services, n.i.e.	5,093.45	50,040.00	11,500.20	111,920.00	-55.71	-55.29
Import of Services (TOTAL)	<u>58,190.86</u>	<u>571,690.00</u>	<u>60,221.91</u>	<u>586,080.00</u>	-3.37	-2.46
1.Manufacturing services on physical inputs owned by others	0.00	0.00	0.00	0.00	0.00	0.00
2.Maintenance and repair services n.i.e.	515.04	5,060.00	519.93	5,060.00	-0.94	0.00
3. Transport	26,250.97	257,900.00	30,116.09	293,090.00	-12.83	-12.01
4. Travel	9,882.55	97,090.00	8,960.12	87,200.00	10.29	11.34
5.Construction services	1.02	10.00	167.49	1,630.00	-99.39	-99.39
6. Insurance and Pension services	2,313.63	22,730.00	2,792.85	27,180.00	-17.16	-16.37
7. Financial services	872.32	8,570.00	909.37	8,850.00	-4.07	-3.16
8. Charges for the use of intellectual services	926.27	9,100.00	838.47	8,160.00	10.47	11.52
9. Telecommunication, Computer and information services	4,010.42	39,400.00	2,025.27	19,710.00	98.02	99.90
10. Other business services	10,593.02	104,070.00	12,220.51	118,930.00	-13.32	-12.49
11. Personal, cultural, and recreational services	72.27	710.00	94.54	920.00	-23.56	-22.83
12. Government services, n.i.e.	2,753.35	27,050.00	1,577.27	15,350.00	74.56	76.22

Description	* July - November, 2014		July - November, 2013		% Change in July - November, 2014 over July - November, 2013	
	Rs	\$	Rs	\$	Rs	\$
Export of Services (TOTAL)	<u>240,297.86</u>	<u>2,376,234.00</u>	<u>209,308.86</u>	<u>2,003,495.00</u>	14.81	18.60
1.Manufacturing services on physical inputs owned by others	0.00	0.00	0.00	0.00	0.00	0.00
2.Maintenance and repair services n.i.e.	375.18	3,710.00	140.83	1,348.00	166.41	175.22
3. Transport	53,010.00	524,200.00	54,915.53	525,649.00	-3.47	-0.28
4. Travel	11,099.54	109,760.00	11,970.59	114,582.00	-7.28	-4.21
5.Construction services	1,220.59	12,070.00	715.95	6,853.00	70.49	76.13
6. Insurance and Pension services	2,531.18	25,030.00	3,068.97	29,376.00	-17.52	-14.79
7. Financial services	2,130.72	21,070.00	3,066.25	29,350.00	-30.51	-28.21
8. Charges for the use of intellectual services	270.01	2,670.00	330.24	3,161.00	-18.24	-15.53
9. Telecommunication, Computer and information services	32,403.64	320,430.00	33,972.78	325,186.00	-4.62	-1.46
10. Other business services	31,798.23	314,444.00	30,343.44	290,446.00	4.79	8.26
11. Personal, cultural, and recreational services	491.47	4,860.00	418.41	4,005.00	17.46	21.35
12. Government services, n.i.e.	104,967.30	1,037,990.00	70,365.87	673,539.00	49.17	54.11
Import of Services (TOTAL)	<u>340,976.10</u>	<u>3,371,810.00</u>	<u>345,876.92</u>	<u>3,310,719.00</u>	-1.42	1.85
1.Manufacturing services on physical inputs owned by others	0.00	0.00	0.00	0.00	0.00	0.00
2.Maintenance and repair services n.i.e.	2,627.24	25,980.00	4,859.93	46,519.00	-45.94	-44.15
3. Transport	170,790.92	1,688,900.00	162,319.26	1,553,713.00	5.22	8.70
4. Travel	49,988.37	494,320.00	49,173.65	470,688.00	1.66	5.02
5.Construction services	390.34	3,860.00	913.29	8,742.00	-57.26	-55.85
6. Insurance and Pension services	11,972.25	118,390.00	10,807.72	103,451.00	10.77	14.44
7. Financial services	9,864.80	97,550.00	9,841.98	94,207.00	0.23	3.55
8. Charges for the use of intellectual services	5,103.81	50,470.00	5,570.33	53,319.00	-8.38	-5.34
9. Telecommunication, Computer and information services	16,055.70	158,770.00	15,845.15	151,669.00	1.33	4.68
10. Other business services	54,389.37	537,840.00	64,026.81	612,862.00	-15.05	-12.24
11. Personal, cultural, and recreational services	366.07	3,620.00	254.70	2,438.00	43.73	48.48
12. Government services, n.i.e.	19,427.23	192,110.00	22,264.10	213,111.00	-12.74	-9.85

* Provisional figures based on figures provided by the State Bank of Pakistan.

** Revised by SBP

Note:- SBP has switched over from BPM- to BPM 6th addition from July, 2014.

Note:- Dollar value is converted into Rupees on monthly average exchange rate provided by SBP.

November, 2014 (1\$=Rs. 101.787426), October, 2014 (1\$=Rs. 102.753697) and November, 2013 (1\$=Rs. 107.505379) respectively.

10.22 Export of Services by Sectors (Detail) (Monthly)

Description	Rs. in Millions Dollars in Thousands									
	* November, 2014		** October, 2014		November, 2013		% Change in November, 2014 over			
	Rs	\$	Rs	\$	Rs	\$	October, 2014		November, 2013	
Services	30,149.66	296,202.00	38,101.65	370,805.00	36,455.68	339,105.00	-20.87	-20.12	-17.30	-12.65
1.Manufacturing services on physical inputs owned by others	0.00	0.00	0.00	0.00	0.00	0.00	0.00	0.00	0.00	0.00
1.1 Goods for processing in reporting economy	0.00	0.00	0.00	0.00	0.00	0.00	0.00	0.00	0.00	0.00
1.2 Goods for processing abroad	0.00	0.00	0.00	0.00	0.00	0.00	0.00	0.00	0.00	0.00
2.Maintenance and repair services n.i.e.	33.59	330.00	67.82	660.00	0.00	0.00	370.73	3666.00	126.20	1208.00
3. Transport	10,382.33	102,000.00	9,457.45	92,040.00	11,157.54	103,786.00	9.78	10.82	-6.95	-1.72
3.1 Sea transport	2,526.37	24,820.00	2,190.71	21,320.00	1,640.21	15,257.00	15.32	16.42	54.03	62.68
3.1.1 Passenger	0.00	0.00	0.00	0.00	0.00	0.00	0.00	0.00	0.00	0.00
3.1.2 Freight	288.06	2,830.00	290.79	2,830.00	121.70	1,132.00	928.53	9182.00	803.81	7694.00
3.1.3 Other	2,238.31	21,990.00	1,899.92	18,490.00	1,518.51	14,125.00	8839.59	87412.00	6151.93	58886.00
3.2 Air transport	7,786.74	76,500.00	7,261.60	70,670.00	9,502.07	88,387.00	7.23	8.25	-18.05	-13.45
3.2.1 Passenger	5,226.78	51,350.00	5,268.18	51,270.00	6,329.16	58,873.00	-0.79	0.16	-17.42	-12.78
3.2.2 Freight	1,073.86	10,550.00	1,084.05	10,550.00	1,179.76	10,974.00	-0.94	0.00	-8.98	-3.86
3.2.3 Other	1,486.10	14,600.00	909.37	8,850.00	1,993.15	18,540.00	63.42	64.97	-25.44	-21.25
3.3 Road transport	68.20	670.00	4.11	40.00	10.53	98.00	1559.37	1575.00	547.67	583.67
3.3.1 Passenger	0.00	0.00	0.00	0.00	0.00	0.00	0.00	0.00	0.00	0.00
3.3.2 Freight	69.22	680.00	4.11	40.00	10.64	99.00	1584.18	1600.00	550.56	586.87
3.3.3 Other	-1.02	-10.00	0.00	0.00	-0.11	-1.00	100.00	100.00	827.27	900.00
3.4 Rail transport	0.00	0.00	0.00	0.00	0.00	0.00	0.00	0.00	0.00	0.00
3.4.1 Passenger	0.00	0.00	0.00	0.00	0.00	0.00	0.00	0.00	0.00	0.00
3.4.2 Freight	0.00	0.00	0.00	0.00	0.00	0.00	0.00	0.00	0.00	0.00
3.4.3 Other	0.00	0.00	0.00	0.00	0.00	0.00	0.00	0.00	0.00	0.00
3.5 Postal and courier services	1.02	10.00	1.03	10.00	4.73	44.00	-0.97	0.00	-78.44	-77.27
3.6 Electricity transmission	0.00	0.00	0.00	0.00	0.00	0.00	0.00	0.00	0.00	0.00
3.7 Other supporting and auxiliary transport service	0.00	0.00	0.00	0.00	0.00	0.00	0.00	0.00	0.00	0.00
4. Travel	1,795.53	17,640.00	2,569.88	25,010.00	2,340.51	21,771.00	-30.13	-29.47	-23.28	-18.97
4.1 Business	70.23	690.00	47.27	460.00	56.55	526.00	48.57	50.00	24.19	31.18
4.1.1 Acquisition of goods and services by border, seasonal, and other short-term workers	0.00	0.00	0.00	0.00	0.00	0.00	0.00	0.00	0.00	0.00
4.1.2 Other	70.23	690.00	47.27	460.00	56.55	526.00	48.57	50.00	24.19	31.18
4.2 Personal	1,725.30	16,950.00	2,522.61	24,550.00	2,283.96	21,245.00	-31.61	-30.96	-24.46	-20.22
expenditure	42.75	420.00	10.28	100.00	1.08	10.00	315.86	320.00	3858.33	4100.00
expenditure	83.47	820.00	25.69	250.00	25.91	241.00	224.91	228.00	222.15	240.25
4.2.3 Other	1,599.08	15,710.00	2,486.64	24,200.00	2,256.97	20,994.00	-35.69	-35.08	-29.15	-25.17
4.2.3.1 Religious travel	12.72	124.97	0.00	0.00	0.00	0.00	100.00	100.00	100.00	100.00
4.2.3.2 Other	1,586.36	15,585.03	2,486.64	24,200.00	2,256.97	20,994.00	-36.20	-35.60	-29.71	-25.76
5.Construction services	189.32	1,860.00	231.20	2,250.00	93.10	866.00	-18.11	-17.33	103.35	114.78
5.1 Construction abroad	189.32	1,860.00	231.20	2,250.00	93.10	866.00	-18.11	-17.33	103.35	114.78
5.2 Construction in the compiling economy	0.00	0.00	0.00	0.00	0.00	0.00	0.00	0.00	0.00	0.00
6. Insurance and Pension services	494.69	4,860.00	735.72	7,160.00	355.95	3,311.00	-32.76	-32.12	38.98	46.78
6.1 Direct Insurance	398.84	3,918.32	372.12	3,621.42	176.56	1,642.41	7.18	8.20	125.89	138.57
6.1.1 Life insurance	-0.17	-1.68	8.37	81.42	0.04	0.41	-102.03	-102.06	-525.00	-509.51
6.1.2 Freight insurance	1.02	10.00	14.39	140.00	3.44	32.00	-92.91	-92.86	-70.35	-68.75
6.1.3 Other direct insurance	397.99	3,910.00	349.36	3,400.00	173.08	1,610.00	13.92	15.00	129.95	142.86
6.2 Reinsurance	95.77	940.89	358.48	3,488.77	178.99	1,664.90	-73.28	-73.03	-46.49	-43.49
6.3 Auxiliary insurance services	0.08	0.79	5.12	49.81	0.40	3.69	-98.44	-98.41	-80.00	-78.47
6.4 Pension and standardized guarantee services	0.00	0.00	0.00	0.00	0.00	0.00	0.00	0.00	0.00	0.00

Contd.

10.22 Export of Services by Sectors (Detail) (Monthly)

Description	Rs. in Millions Dollars in Thousands									
	* November, 2014		** October, 2014		November, 2013		% Change in November, 2014 over			
	Rs	\$	Rs	\$	Rs	\$	October, 2014		November, 2013	
							Rs	\$	Rs	\$
7. Financial services	323.68	3,180.00	418.21	4,070.00	313.49	2,916.00	-22.60	-21.87	3.25	9.05
7.1 Explicitly charged and other financial services	323.68	3,180.00	418.21	4,070.00	313.49	2,916.00	-22.60	-21.87	3.25	9.05
7.2 Financial intermediation service charges indirectly measured (FISIM)	0.00	0.00	0.00	0.00	0.00	0.00	0.00	0.00	0.00	0.00
services	30.54	300.00	53.43	520.00	152.98	1,423.00	-42.84	-42.31	-80.04	-78.92
9. Telecommunication, Computer and information services	6,109.28	60,020.00	6,878.34	66,940.00	8,710.42	81,023.00	-11.18	-10.34	-29.86	-25.92
9.1 Telecommunications services	3,313.18	32,550.00	2,518.50	24,510.00	6,094.70	56,692.00	31.55	32.80	-45.64	-42.58
9.1.1 Call centres services	343.82	3,377.83	503.06	4,895.76	355.23	3,304.25	-31.65	-31.01	-3.21	2.23
9.1.2 Other telecommunications services	2,969.36	29,172.17	2,015.44	19,614.24	5,739.47	53,387.75	47.33	48.73	-48.26	-45.36
9.2 Computer services	2,788.98	27,400.00	4,354.70	42,380.00	2,608.73	24,266.00	-35.95	-35.35	6.91	12.92
9.2.1 Computer services	9.22	90.58	1.22	11.89	7.90	73.47	655.74	661.74	16.71	23.29
9.2.2 Computer services	628.36	6,173.21	814.34	7,925.16	419.86	3,905.43	-22.84	-22.11	49.66	58.07
9.2.3 Maintenance & repairs of computer	3.00	29.51	18.71	182.06	1.67	15.52	-83.97	-83.79	79.64	90.20
9.2.4 Export / Import of Computer Software	1,769.78	17,387.02	3,125.57	30,418.11	1,922.08	17,878.92	-43.38	-42.84	-7.92	-2.75
9.2.5 Other Computer services	378.62	3,719.69	394.86	3,842.78	257.22	2,392.67	-4.11	-3.20	47.20	55.46
9.3 Information services	7.12	70.00	5.14	50.00	6.99	65.00	38.52	40.00	1.86	7.69
9.3.1 News agency services	1.17	11.53	1.23	11.98	4.26	39.60	-4.88	-3.76	-72.54	-70.88
9.3.2 Other news agency services	5.95	58.47	3.91	38.02	2.73	25.40	52.17	53.79	117.95	130.21
10. Other business services	5,607.67	55,092.00	6,048.63	58,865.00	5,698.71	53,008.00	-7.29	-6.41	-1.60	3.93
10.1 Other business services	38.68	380.00	118.17	1,150.00	49.24	458.00	-67.27	-66.96	-21.45	-17.03
10.2 Professional and management consulting services	1,477.96	14,520.00	1,781.75	17,340.00	1,753.31	16,309.00	-17.05	-16.26	-15.70	-10.97
10.2.1 Legal, accounting, management consulting, and public relations	1,299.83	12,770.00	1,593.71	15,510.00	1,317.05	12,251.00	-18.44	-17.67	-1.31	4.24
10.2.1.1 Legal services	62.09	610.00	101.73	990.00	68.16	634.00	-38.97	-38.38	-8.91	-3.79
10.2.1.2 Accounting, auditing, bookkeeping, and tax consulting	96.70	950.00	49.32	480.00	36.87	343.00	96.07	97.92	162.27	176.97
10.2.1.3 Business and management consulting and public relations	1,141.04	11,210.00	1,442.66	14,040.00	1,212.02	11,274.00	-20.91	-20.16	-5.86	-0.57
10.2.2 Advertising, market research, and public opinion	178.13	1,750.00	188.04	1,830.00	436.26	4,058.00	-5.27	-4.37	-59.17	-56.88
10.3 Technical, trade-related and other business services	4,091.03	40,192.00	4,148.71	40,375.00	3,896.16	36,241.00	-1.39	-0.45	5.00	10.90
10.3.1 Technical, trade-related and other business services	122.14	1,200.00	490.14	4,770.00	415.51	3,865.00	-75.08	-74.84	-70.60	-68.95
10.3.2 Waste treatment and de-pollution, agricultural and mining services	19.34	190.00	13.36	130.00	1.29	12.00	44.76	46.15	1399.22	1483.33
10.3.3 Other technical services	7.13	70.00	4.11	40.00	1.08	10.00	73.48	75.00	560.19	600.00
10.3.4 Trade-related services	45.41	446.00	86.74	844.00	34.20	318.00	-47.65	-47.16	32.78	40.25
10.3.5 Trade-related services n.i.e.	3,897.01	38,286.00	3,554.36	34,591.00	3,444.08	32,036.00	9.64	10.68	13.15	19.51
11. Personal, cultural, and recreational services	89.58	880.00	140.77	1,370.00	31.93	297.00	-36.36	-35.77	180.55	196.30
11.1 Personal, cultural, and recreational services	83.47	820.00	123.30	1,200.00	20.86	194.00	-32.30	-31.67	300.14	322.68
11.1.1 Audiovisual services	83.13	816.67	122.94	1,196.47	20.84	193.84	-32.38	-31.74	298.90	321.31
11.1.2 Artistic related services	0.34	3.33	0.36	3.53	0.02	0.16	-5.56	-5.64	1600.00	1995.60
11.2 Other personal, cultural, and recreational services	6.11	60.00	17.47	170.00	11.07	103.00	-65.03	-64.71	-44.81	-41.75
12. Government services, n.i.e.	5,093.45	50,040.00	11,500.20	111,920.00	7,601.05	70,704.00	-55.71	-55.29	-32.99	-29.23
12.1 Embassies and consulates	2,011.32	19,760.00	2,352.03	22,890.00	4,988.46	46,402.00	-14.49	-13.67	-59.68	-57.42
12.2 Military units and agencies	2.04	20.00	6,288.53	61,200.00	519.14	4,829.00	-99.97	-99.97	-99.61	-99.59
12.3 Other	3,080.09	30,260.00	2,859.64	27,830.00	2,093.45	19,473.00	7.71	8.73	47.13	55.39

* Provisional ** Revised

Note: 1. The data are presented as per 6(EBOPS0.002010) classification aligned with MSITS0.00 2010 classification

10.23 Export of Services by Sectors (Detail) (Cumulative)

Description	Rs. in Millions Dollars in Thousands					
	* July - November, 2014		July - November, 2013		% Change in July - November, 2014 over July - November, 2013	
	Rs	\$	Rs	\$	Rs	\$
Services	240,297.86	2,376,234.00	209,308.86	2,003,495.00	14.81	18.60
1. Manufacturing services on physical inputs owned by others	0.00	0.00	0.00	0.00	0.00	0.00
economy	0.00	0.00	0.00	0.00	0.00	0.00
1.2 Goods for processing abroad	0.00	0.00	0.00	0.00	0.00	0.00
2. Maintenance and repair services n.i.e.	375.18	3,710.00	140.83	1,348.00	166.41	175.22
3. Transport	53,010.00	524,200.00	54,915.53	525,649.00	-3.47	-0.28
3.1 Sea transport	11,669.88	115,400.00	8,794.54	84,181.00	32.69	37.09
3.1.1 Passenger	0.00	0.00	0.00	0.00	0.00	0.00
3.1.2 Freight	1,250.92	12,370.00	921.65	8,822.00	35.73	40.22
3.1.3 Other	10,418.96	103,030.00	7,872.89	75,359.00	32.34	36.72
3.2 Air transport	41,200.57	407,420.00	45,998.75	440,298.00	-10.43	-7.47
3.1.1 Passenger	27,041.98	267,410.00	28,373.20	271,587.00	-4.69	-1.54
3.1.2 Freight	4,599.19	45,480.00	4,488.95	42,968.00	2.46	5.85
3.1.3 Other	9,559.40	94,530.00	13,136.60	125,743.00	-27.23	-24.82
3.3 Road transport	123.37	1,220.00	87.45	837.00	41.07	45.76
3.3.1 Passenger	0.00	0.00	0.00	0.00	0.00	0.00
3.3.2 Freight	124.38	1,230.00	88.91	851.00	39.89	44.54
3.3.3 Other	-1.01	-10.00	-1.46	-14.00	-30.82	-28.57
3.4 Rail transport	0.00	0.00	0.00	0.00	0.00	0.00
3.4.1 Passenger	0.00	0.00	0.00	0.00	0.00	0.00
3.4.2 Freight	0.00	0.00	0.00	0.00	0.00	0.00
3.4.3 Other	0.00	0.00	0.00	0.00	0.00	0.00
3.5 Postal and courier services	16.18	160.00	34.79	333.00	-53.49	-51.95
3.6 Electricity transmission	0.00	0.00	0.00	0.00	0.00	0.00
3.7 Other supporting and auxiliary transport service	0.00	0.00	0.00	0.00	0.00	0.00
4. Travel	11,099.54	109,760.00	11,970.59	114,582.00	-7.28	-4.21
4.1 Business	323.60	3,200.00	-311.33	-2,980.00	-203.94	-207.38
4.1.1 Acquisition of goods and services by border, seasonal, and other short-term workers	0.00	0.00	0.00	0.00	0.00	0.00
4.1.2 Other	323.60	3,200.00	-311.33	-2,980.00	-203.94	-207.38
4.2 Personal	10,775.94	106,560.00	12,281.92	117,562.00	-12.26	-9.36
4.2.1 Health-related expenditure	110.23	1,090.00	51.82	496.00	112.72	119.76
4.2.2 Education-related expenditure	209.33	2,070.00	116.80	1,118.00	79.22	85.15
4.2.3 Other	10,456.38	103,400.00	12,113.30	115,948.00	-13.68	-10.82
4.2.3.1 Religious travel	23.94	236.76	0.10	0.96	23840.00	24562.60
4.2.3.2 Other	10,432.44	103,163.24	12,113.20	115,947.04	-13.88	-11.03
5. Construction services	1,220.59	12,070.00	715.95	6,853.00	70.49	76.13
5.1 Construction abroad	1,220.59	12,070.00	715.95	6,853.00	70.49	76.13
5.2 Construction in the compiling economy	0.00	0.00	0.00	0.00	0.00	0.00
6. Insurance and Pension services	2,531.18	25,030.00	3,068.97	29,376.00	-17.52	-14.79
6.1 Direct Insurance	962.84	9,521.22	1,187.56	11,367.22	-18.92	-16.24
6.1.1 Life insurance	10.24	101.22	0.55	5.22	1761.82	1838.38
6.1.2 Freight insurance	24.27	240.00	21.73	208.00	11.69	15.38
6.1.3 Other direct insurance	928.33	9,180.00	1,165.28	11,154.00	-20.33	-17.70
6.2 Reinsurance	1,562.84	15,454.41	1,880.94	18,004.30	-16.91	-14.16
6.3 Auxiliary insurance services	5.50	54.37	0.47	4.48	1070.21	1112.74
6.4 Pension and standardized guarantee services	0.00	0.00	0.00	0.00	0.00	0.00

Contd.

10.23 Export of Services by Sectors (Detail) (Cumulative)

Description	Rs. in Millions Dollars in Thousands					
	* July - November, 2014		July - November, 2013		% Change in July - November, 2014 over July - November, 2013	
	Rs	\$	Rs	\$	Rs	\$
7. Financial services	2,130.72	21,070.00	3,066.25	29,350.00	-30.51	-28.21
7.1 Explicitly charged and other financial services	2,130.72	21,070.00	2,313.74	22,147.00	-7.91	-4.86
7.2 Financial intermediation service charges indirectly measured (FISIM)	0.00	0.00	752.51	7,203.00	-100.00	-100.00
8. Charges for the use of intellectual services	270.01	2,670.00	330.24	3,161.00	-18.24	-15.53
9. Telecommunication, Computer and information services	32,403.64	320,430.00	33,972.78	325,186.00	-4.62	-1.46
9.1 Telecommunications services	16,091.09	159,120.00	20,769.52	198,805.00	-22.53	-19.96
9.1.1 Call centres	2,232.40	22,075.54	1,474.00	14,109.11	51.45	56.46
9.1.2 Telecommunication services	13,858.69	137,044.46	19,295.52	184,695.89	-28.18	-25.80
9.2 Computer services	16,285.25	161,040.00	13,173.80	126,099.00	23.62	27.71
9.2.1 Hardware consultancy services	16.38	161.95	97.44	932.68	-83.19	-82.64
9.2.2 Software consultancy services	3,398.77	33,609.42	2,492.99	23,862.75	36.33	40.84
computer	43.72	432.38	22.02	210.77	98.55	105.14
Software	10,735.73	106,162.40	9,099.39	87,098.96	17.98	21.89
9.2.5 Other Computer services	2,090.65	20,673.86	1,461.96	13,993.83	43.00	47.74
9.3 Information services	27.30	270.00	29.46	282.00	-7.33	-4.26
9.3.1 News agency services	10.71	105.94	15.71	150.38	-31.83	-29.55
9.3.2 Other information services	16.59	164.07	13.75	131.63	20.65	24.65
10. Other business services	31,798.23	314,444.00	30,343.44	290,446.00	4.79	8.26
10.1 Research and development services	340.79	3,370.00	238.72	2,285.00	42.76	47.48
10.2 Professional and management consulting services	8,875.79	87,770.00	7,145.77	68,399.00	24.21	28.32
10.2.1 Legal, accounting, management consulting, and public	7,764.42	76,780.00	5,772.49	55,254.00	34.51	38.96
10.2.1.1 Legal services	532.93	5,270.00	478.69	4,582.00	11.33	15.02
10.2.1.2 Accounting, auditing, bookkeeping, and tax consulting services	272.03	2,690.00	260.87	2,497.00	4.28	7.73
10.2.1.3 Business and management consulting and	6,959.46	68,820.00	5,032.93	48,175.00	38.28	42.85
10.2.2 Advertising, market research, and public opinion polling	1,111.37	10,990.00	1,373.28	13,145.00	-19.07	-16.39
10.3 Technical, trade-related and other business services	22,581.65	223,304.00	22,958.95	219,762.00	-1.64	1.61
scientific and other technical services	1,663.52	16,450.00	2,272.58	21,753.00	-26.80	-24.38
10.3.2 Waste treatment and de-pollution, agricultural and mining	45.51	450.00	3.24	31.00	1304.63	1351.61
10.3.3 Operating leasing services	11.12	110.00	9.61	92.00	15.71	19.57
10.3.4 Trade-related services	246.30	2,436.00	238.85	2,286.00	3.12	6.56
10.3.5 Other business services n.i.e.	20,615.20	203,858.00	20,434.67	195,600.00	0.88	4.22
11. Personal, cultural, and recreational services	491.47	4,860.00	418.41	4,005.00	17.46	21.35
11.1 Audiovisual and related services	446.97	4,420.00	217.62	2,083.00	105.39	112.19
11.1.1 Audiovisual services	366.18	3,621.09	185.92	1,779.59	96.96	103.48
11.1.2 Artistic related services	80.79	798.91	31.70	303.41	154.86	163.31
11.2 Other personal, cultural, and recreational services	44.50	440.00	200.79	1,922.00	-77.84	-77.11
12. Government services, n.i.e.	104,967.30	1,037,990.00	70,365.87	673,539.00	49.17	54.11
12.1 Embassies and consulates	11,232.01	111,070.00	18,640.60	178,427.00	-39.74	-37.75
12.2 Military units and agencies	44,366.81	438,730.00	7,665.31	73,372.00	478.80	497.95
12.3 Other	49,368.48	488,190.00	44,059.96	421,740.00	12.05	15.76

* Provisional ** Revised

Note: 1. The data are presented as per 6(EBOPS0.002010) classification aligned with MSITS0.00 2010 classification

10.24 Import of Services by Sectors (Detail) (Monthly)

Description	Rs. in Millions Dollars in Thousands									
	* November, 2014		** October, 2014		November, 2013		% Change in November, 2014 over			
	Rs	\$	Rs	\$	Rs	\$	October, 2014		November, 2013	
							Rs	\$	Rs	\$
Services	58,190.86	571,690.00	60,221.91	586,080.00	75,092.72	698,502.00	-3.37	-2.46	-22.51	-18.15
1.Manufacturing services on physical inputs owned by others	0.00	0.00	0.00	0.00	0.00	0.00	0.00	0.00	0.00	0.00
1.1 Goods for processing in reporting economy	0.00	0.00	0.00	0.00	0.00	0.00	0.00	0.00	0.00	0.00
1.2 Goods for processing abroad	0.00	0.00	0.00	0.00	0.00	0.00	0.00	0.00	0.00	0.00
2.Maintenance and repair services n.i.e.	515.04	5,060.00	519.93	5,060.00	1,721.48	16,013.00	-0.94	0.00	-70.08	-68.40
3. Transport	26,250.97	257,900.00	30,116.09	293,090.00	30,446.38	283,208.00	-12.83	-12.01	-13.78	-8.94
3.1 Sea transport	18,813.37	184,830.00	22,543.14	219,390.00	20,941.29	194,793.00	-16.55	-15.75	-10.16	-5.11
3.1.1 Passenger	0.00	0.00	0.00	0.00	0.00	0.00	0.00	0.00	0.00	0.00
3.1.2 Freight	17,705.92	173,950.00	20,801.46	202,440.00	19,969.98	185,758.00	-14.88	-14.07	-11.34	-6.36
3.1.3 Other	1,107.45	10,880.00	1,741.68	16,950.00	971.31	9,035.00	-36.41	-35.81	14.02	20.42
3.2 Air transport	7,032.49	69,090.00	7,037.60	68,490.00	9,221.17	85,774.00	-0.07	0.88	-23.74	-19.45
3.1.1 Passenger	3,561.54	34,990.00	2,928.48	28,500.00	4,957.29	46,112.00	21.62	22.77	-28.16	-24.12
3.1.2 Freight	1,891.21	18,580.00	2,341.76	22,790.00	1,950.69	18,145.00	-19.24	-18.47	-3.05	2.40
3.1.3 Other	1,579.74	15,520.00	1,767.36	17,200.00	2,313.19	21,517.00	-10.62	-9.77	-31.71	-27.87
3.3 Road transport	207.85	2,042.00	197.19	1,919.00	181.36	1,687.00	5.41	6.41	14.61	21.04
3.3.1 Passenger	0.00	0.00	0.00	0.00	0.00	0.00	0.00	0.00	0.00	0.00
3.3.2 Freight	190.55	1,872.00	204.38	1,989.00	159.43	1,483.00	-6.77	-5.88	19.52	26.23
3.3.3 Other	17.30	170.00	-7.19	-70.00	21.93	204.00	-340.61	-342.86	-21.11	-16.67
3.4 Rail transport	102.60	1,008.00	110.05	1,071.00	85.90	799.00	-6.77	-5.88	19.44	26.16
3.4.1 Passenger	102.60	1,008.00	110.05	1,071.00	85.90	799.00	-6.77	-5.88	19.44	26.16
3.4.2 Freight	0.00	0.00	0.00	0.00	0.00	0.00	0.00	0.00	0.00	0.00
3.4.3 Other	0.00	0.00	0.00	0.00	0.00	0.00	0.00	0.00	0.00	0.00
3.5 Postal and courier services	94.66	930.00	228.11	2,220.00	16.66	155.00	-58.50	-58.11	468.19	500.00
3.6 Electricity transmission	0.00	0.00	0.00	0.00	0.00	0.00	0.00	0.00	0.00	0.00
3.7 Other supporting and auxiliary transport service	0.00	0.00	0.00	0.00	0.00	0.00	0.00	0.00	0.00	0.00
4. Travel	9,882.55	97,090.00	8,960.12	87,200.00	8,993.04	83,652.00	10.29	11.34	9.89	16.06
4.1 Business	88.56	870.00	211.67	2,060.00	538.06	5,005.00	-58.16	-57.77	-83.54	-82.62
4.1.1 Acquisition of goods and services by border, seasonal, and other short-term workers	0.00	0.00	0.00	0.00	0.00	0.00	0.00	0.00	0.00	0.00
4.1.2 Other	88.56	870.00	211.67	2,060.00	538.06	5,005.00	-58.16	-57.77	-83.54	-82.62
4.2 Personal	9,793.99	96,220.00	8,748.45	85,140.00	8,454.98	78,647.00	11.95	13.01	15.84	22.34
expenditure	14.25	140.00	7.19	70.00	10.00	93.00	98.19	100.00	42.50	50.54
expenditure	1,361.92	13,380.00	1,068.64	10,400.00	1,523.24	14,169.00	27.44	28.65	-10.59	-5.57
4.2.3 Other	8,417.82	82,700.00	7,672.62	74,670.00	6,921.74	64,385.00	9.71	10.75	21.61	28.45
4.2.3.1 Religious travel	0.00	0.00	0.00	0.00	0.65	6.00	0.00	0.00	-100.00	-100.00
4.2.3.2 Other	8,417.82	82,700.00	7,672.62	74,670.00	6,921.09	64,379.00	9.71	10.75	21.63	28.46
5.Construction services	1.02	10.00	167.49	1,630.00	314.35	2,924.00	-99.39	-99.39	-99.68	-99.66
5.1 Construction abroad	0.00	0.00	0.00	0.00	0.00	0.00	0.00	0.00	0.00	0.00
5.2 Construction in the compiling economy	1.02	10.00	167.49	1,630.00	314.35	2,924.00	-99.39	-99.39	-99.68	-99.66
6. Insurance and Pension services	2,313.63	22,730.00	2,792.85	27,180.00	1,757.94	16,352.00	-17.16	-16.37	31.61	39.00
6.1 Direct Insurance	1,402.31	13,776.83	562.18	5,471.16	699.16	6,503.40	149.44	151.81	100.57	111.84
6.1.1 Life insurance	-6.43	-63.18	-3.99	-38.85	0.80	7.40	61.15	62.63	-903.75	-953.95
6.1.2 Freight insurance	394.94	3,880.00	474.72	4,620.00	605.58	5,633.00	-16.81	-16.02	-34.78	-31.12
6.1.3 Other direct insurance	1,013.80	9,960.00	91.45	890.00	92.78	863.00	1008.58	1019.10	992.69	1054.11
6.2 Reinsurance	911.29	8,952.91	2,215.85	21,564.65	1,057.53	9,836.97	-58.87	-58.48	-13.83	-8.99
6.3 Auxiliary insurance services	0.03	0.27	14.82	144.19	1.25	11.63	-99.80	-99.82	-97.60	-97.72
6.4 Pension and standardized guarantee services	0.00	0.00	0.00	0.00	0.00	0.00	0.00	0.00	0.00	0.00

Contd.

10.24 Import of Services by Sectors (Detail) (Monthly)

Description	Rs. in Millions Dollars in Thousands									
	* November, 2014		** October, 2014		November, 2013		% Change in November, 2014 over			
	RS	\$	RS	\$	RS	\$	October, 2014		November, 2013	
							RS	\$	RS	\$
7. Financial services	872.32	8,570.00	909.37	8,850.00	1,803.30	16,774.00	-4.07	-3.16	-51.63	-48.91
7.1 Explicitly charged and other financial services	872.32	8,570.00	909.37	8,850.00	1,803.30	16,774.00	-4.07	-3.16	-51.63	-48.91
7.2 Financial intermediation service charges indirectly measured (FISIM) services	0.00	0.00	0.00	0.00	0.00	0.00	0.00	0.00	0.00	0.00
9. Telecommunication, Computer and information services	926.27	9,100.00	838.47	8,160.00	1,383.16	12,866.00	10.47	11.52	-33.03	-29.27
9.1 Telecommunications services	4,010.42	39,400.00	2,025.27	19,710.00	4,071.23	37,870.00	98.02	99.90	-1.49	4.04
9.1.1 Call centres services	2,993.57	29,410.00	987.46	9,610.00	2,655.92	24,705.00	203.16	206.04	12.71	19.04
9.1.1.1 Call centres services	1.77	17.40	0.00	0.00	0.00	0.00	100.00	100.00	100.00	100.00
9.1.1.2 Call centres services	2,991.80	29,392.60	987.46	9,610.00	2,655.92	24,705.00	202.98	205.85	12.65	18.97
9.2 Computer services	947.64	9,310.00	965.88	9,400.00	1,295.44	12,050.00	-1.89	-0.96	-26.85	-22.74
9.2.1 Computer services	2.07	20.38	0.00	0.00	43.84	407.75	100.00	100.00	-95.28	-95.00
9.2.2 Computer services	716.62	7,040.33	706.11	6,871.87	897.51	8,348.53	1.49	2.45	-20.15	-15.67
9.2.3 Maintenance & repairs of computer	77.71	763.47	51.99	506.01	43.99	409.17	49.47	50.88	76.65	86.59
9.2.4 Export / Import of Computer Software	102.15	1,003.55	115.50	1,124.08	184.61	1,717.24	-11.56	-10.72	-44.67	-41.56
9.2.5 Other Computer services	49.09	482.27	92.28	898.04	125.49	1,167.31	-46.80	-46.30	-60.88	-58.69
9.3 Information services	69.21	680.00	71.93	700.00	119.87	1,115.00	-3.78	-2.86	-42.26	-39.01
9.3.1 News agency services	31.91	313.50	43.48	423.14	64.44	599.41	-26.61	-25.91	-50.48	-47.70
9.3.2 News agency services	37.30	366.50	28.45	276.86	55.43	515.59	31.11	32.37	-32.71	-28.92
10. Other business services	10,593.02	104,070.00	12,220.51	118,930.00	17,521.22	162,980.00	-13.32	-12.49	-39.54	-36.15
10.1 Business services	13.23	130.00	6.17	60.00	12.47	116.00	114.42	116.67	6.09	12.07
10.2 Professional and management consulting services	2,404.22	23,620.00	715.17	6,960.00	426.15	3,964.00	236.17	239.37	464.17	495.86
10.2.1 Legal, accounting, management consulting, and public relations	2,156.88	21,190.00	220.92	2,150.00	92.35	859.00	876.32	885.58	2235.55	2366.82
10.2.1.1 Legal services	303.33	2,980.00	21.58	210.00	25.16	234.00	1305.61	1319.05	1105.60	1173.50
10.2.1.2 Accounting, auditing, bookkeeping, and tax consulting	2.04	20.00	5.14	50.00	0.00	0.00	-60.31	-60.00	100.00	100.00
10.2.1.3 Business and management consulting and public relations	1,851.51	18,190.00	194.20	1,890.00	67.19	625.00	853.40	862.43	2655.63	2810.40
10.2.2 Advertising, market research, and public opinion	247.34	2,430.00	494.25	4,810.00	333.80	3,105.00	-49.96	-49.48	-25.90	-21.74
10.3 Technical, trade-related and other business services	8,175.57	80,320.00	11,499.17	111,910.00	17,082.60	158,900.00	-28.90	-28.23	-52.14	-49.45
10.3.1 Architectural, engineering, scientific and other technical services	847.89	8,330.00	1,250.51	12,170.00	7,308.75	67,985.00	-32.20	-31.55	-88.40	-87.75
10.3.2 Waste treatment and de-pollution, agricultural and mining services	0.00	0.00	0.00	0.00	0.00	0.00	0.00	0.00	0.00	0.00
10.3.3 Trade-related services	677.90	6,660.00	727.50	7,080.00	1,338.76	12,453.00	-6.82	-5.93	-49.36	-46.52
10.3.4 Trade-related services n.i.e.	12.99	127.59	6.41	62.34	9.94	92.47	102.65	104.66	30.68	37.97
11. Personal, cultural, and recreational services	6,636.79	65,202.41	9,514.75	92,597.66	8,425.15	78,369.53	-30.25	-29.59	-21.23	-16.80
11.1 Personal, cultural, and recreational services	72.27	710.00	94.54	920.00	-0.33	-3.00	-23.56	-22.83	-22000.00	-23766.67
11.1.1 Audiovisual services	66.16	650.00	68.85	670.00	-15.81	-147.00	-3.91	-2.99	-518.47	-542.18
11.1.2 Artistic related services	66.01	648.49	68.90	670.51	5.64	52.51	-4.19	-3.28	1070.39	1135.08
11.1.3 Artistic related services	0.15	1.51	-0.05	-0.51	-21.45	-199.51	-400.00	-394.54	-100.70	-100.76
11.2 Other personal, cultural, and recreational services	6.11	60.00	25.69	250.00	15.48	144.00	-76.22	-76.00	-60.53	-58.33
12. Government services, n.i.e.	2,753.35	27,050.00	1,577.27	15,350.00	7,080.95	65,866.00	74.56	76.22	-61.12	-58.93
12.1 Embassies and consulates	857.05	8,420.00	864.16	8,410.00	2,928.34	27,239.00	-0.82	0.12	-70.73	-69.09
12.2 Military units and agencies	0.00	0.00	23.63	230.00	1.40	13.00	-100.00	-100.00	-100.00	-100.00
12.3 Other	1,896.30	18,630.00	689.48	6,710.00	4,151.21	38,614.00	175.03	177.65	-54.32	-51.75

* Provisional ** Revised

Note: 1. The data are presented as per 6(EBOPS0.002010) classification aligned with MSITS0.00 2010 classification

10.25 Import of Services by Sectors (Detail) (Cumulative)

Description	Rs. in Millions Dollars in Thousands					
	* July - November, 2014		July - November, 2013		% Change in July - November, 2014 over July - November, 2013	
	Rs	\$	Rs	\$	Rs	\$
Services	<u>340,976.10</u>	<u>3,371,810.00</u>	<u>345,876.92</u>	<u>3,310,719.00</u>	-1.42	1.85
1. Manufacturing services on physical inputs owned by others	0.00	0.00	0.00	0.00	0.00	0.00
economy	0.00	0.00	0.00	0.00	0.00	0.00
1.2 Goods for processing abroad	0.00	0.00	0.00	0.00	0.00	0.00
2. Maintenance and repair services n.i.e.	2,627.24	25,980.00	4,859.93	46,519.00	-45.94	-44.15
3. Transport	170,790.92	1,688,900.00	162,319.26	1,553,713.00	5.22	8.70
3.1 Sea transport	116,139.64	1,148,470.00	108,020.02	1,033,963.00	7.52	11.07
3.1.1 Passenger	0.00	0.00	0.00	0.00	0.00	0.00
3.1.2 Freight	109,669.63	1,084,490.00	103,588.43	991,544.00	5.87	9.37
3.1.3 Other	6,470.01	63,980.00	4,431.59	42,419.00	46.00	50.83
3.2 Air transport	52,383.03	518,000.00	52,571.28	503,210.00	-0.36	2.94
3.1.1 Passenger	30,165.75	298,300.00	32,519.06	311,271.00	-7.24	-4.17
3.1.2 Freight	12,161.36	120,260.00	10,621.13	101,665.00	14.50	18.29
3.1.3 Other	10,055.92	99,440.00	9,431.09	90,274.00	6.63	10.15
3.3 Road transport	1,153.14	11,403.00	901.69	8,631.00	27.89	32.12
3.3.1 Passenger	0.00	0.00	0.00	0.00	0.00	0.00
3.3.2 Freight	1,092.46	10,803.00	882.26	8,445.00	23.83	27.92
3.3.3 Other	60.68	600.00	19.43	186.00	212.30	222.58
3.4 Rail transport	588.25	5,817.00	475.14	4,548.00	23.81	27.90
3.4.1 Passenger	588.25	5,817.00	475.14	4,548.00	23.81	27.90
3.4.2 Freight	0.00	0.00	0.00	0.00	0.00	0.00
3.4.3 Other	0.00	0.00	0.00	0.00	0.00	0.00
3.5 Postal and courier services	526.86	5,210.00	351.13	3,361.00	50.05	55.01
3.6 Electricity transmission	0.00	0.00	0.00	0.00	0.00	0.00
3.7 Other supporting and auxiliary transport service	0.00	0.00	0.00	0.00	0.00	0.00
4. Travel	49,988.37	494,320.00	49,173.65	470,688.00	1.66	5.02
4.1 Business	792.82	7,840.00	1,537.51	14,717.00	-48.43	-46.73
4.1.1 Acquisition of goods and services by border, seasonal, and other short-term workers	0.00	0.00	0.00	0.00	0.00	0.00
4.1.2 Other	792.82	7,840.00	1,537.51	14,717.00	-48.43	-46.73
4.2 Personal	49,195.55	486,480.00	47,636.14	455,971.00	3.27	6.69
4.2.1 Health-related expenditure	61.69	610.00	56.52	541.00	9.15	12.75
4.2.2 Education-related expenditure	7,511.60	74,280.00	5,205.52	49,827.00	44.30	49.08
4.2.3 Other	41,622.26	411,590.00	42,374.10	405,603.00	-1.77	1.48
4.2.3.1 Religious travel	2,002.55	19,802.66	0.63	6.00	317765.08	329944.27
4.2.3.2 Other	39,619.71	391,787.34	42,373.47	405,597.00	-6.50	-3.40
5. Construction services	390.34	3,860.00	913.29	8,742.00	-57.26	-55.85
5.1 Construction abroad	0.00	0.00	0.00	0.00	0.00	0.00
5.2 Construction in the compiling economy	390.34	3,860.00	913.29	8,742.00	-57.26	-55.85
6. Insurance and Pension services	11,972.25	118,390.00	10,807.72	103,451.00	10.77	14.44
6.1 Direct Insurance	4,823.80	47,701.13	4,935.17	47,239.19	-2.26	0.98
6.1.1 Life insurance	-21.12	-208.87	-5.62	-53.81	275.80	288.18
6.1.2 Freight insurance	2,870.95	28,390.00	2,754.19	26,363.00	4.24	7.69
6.1.3 Other direct insurance	1,973.97	19,520.00	2,186.60	20,930.00	-9.72	-6.74
6.2 Reinsurance	6,602.91	65,294.17	5,288.06	50,617.07	24.86	29.00
6.3 Auxiliary insurance services	545.54	5,394.70	584.49	5,594.73	-6.66	-3.58
6.4 Pension and standardized guarantee services	0.00	0.00	0.00	0.00	0.00	0.00

Contd.

10.25 Import of Services by Sectors (Detail) (Cumulative)

Description	Rs. in Millions Dollars in Thousands					
	* July - November, 2014		July - November, 2013		% Change in July - November, 2014 over July - November, 2013	
	RS	\$	RS	\$	RS	\$
7. Financial services	9,864.80	97,550.00	9,841.98	94,207.00	0.23	3.55
7.1 Explicitly charged and other financial services	9,864.80	97,550.00	9,314.29	89,156.00	5.91	9.41
7.2 Financial intermediation service charges indirectly measured (FISIM)	0.00	0.00	527.69	5,051.00	-100.00	-100.00
8. Charges for the use of intellectual services	5,103.81	50,470.00	5,570.33	53,319.00	-8.38	-5.34
9. Telecommunication, Computer and information services	16,055.70	158,770.00	15,845.15	151,669.00	1.33	4.68
9.1 Telecommunications services	8,956.69	88,570.00	9,270.00	88,732.00	-3.38	-0.18
9.1.1 Call centres	1.93	19.12	0.00	0.00	100.00	100.00
9.1.2 Telecommunication services	8,954.76	88,550.88	9,270.00	88,732.00	-3.40	-0.20
9.2 Computer services	6,004.83	59,380.00	5,854.30	56,037.00	2.57	5.97
9.2.1 Hardware consultancy services	4.46	44.14	106.87	1,022.96	-95.83	-95.68
9.2.2 Software consultancy services computer	4,444.29	43,948.26	4,412.87	42,239.77	0.71	4.04
9.2.4 Export / Import of Computer Software	306.10	3,026.91	282.96	2,708.44	8.18	11.76
9.2.5 Other Computer services	436.83	4,319.65	614.13	5,878.40	-28.87	-26.52
9.3 Information services	813.15	8,041.04	437.47	4,187.44	85.88	92.03
9.3.1 News agency services	1,094.18	10,820.00	720.85	6,900.00	51.79	56.81
9.3.2 Other information services	874.49	8,647.59	395.04	3,781.33	121.37	128.69
10. Other business services	219.69	2,172.41	325.81	3,118.68	-32.57	-30.34
10.1 Research and development services	54,389.37	537,840.00	64,026.81	612,862.00	-15.05	-12.24
10.2 Professional and management consulting services	37.42	370.00	47.01	450.00	-20.40	-17.78
10.2.1 Legal, accounting, management consulting, and public	5,650.90	55,880.00	2,541.38	24,326.00	122.36	129.71
10.2.1.1 Legal services	3,708.27	36,670.00	809.35	7,747.00	358.18	373.34
10.2.1.2 Accounting, auditing, bookkeeping, and tax consulting services	774.62	7,660.00	103.85	994.00	645.90	670.62
10.2.1.3 Business and management consulting and	140.56	1,390.00	5.43	52.00	2488.58	2573.08
10.2.2 Advertising, market research, and public opinion polling	2,793.09	27,620.00	700.07	6,701.00	298.97	312.18
10.3 Technical, trade-related and other business services	1,942.62	19,210.00	1,732.04	16,579.00	12.16	15.87
10.3.1 Architectural, engineering, scientific and other technical	48,701.05	481,590.00	61,438.42	588,086.00	-20.73	-18.11
10.3.2 Waste treatment and de-pollution, agricultural and mining	5,247.40	51,890.00	18,580.42	177,851.00	-71.76	-70.82
10.3.3 Operating leasing services	9.10	90.00	171.65	1,643.00	-94.70	-94.52
10.3.4 Trade-related services	4,708.41	46,560.00	4,438.17	42,482.00	6.09	9.60
10.3.5 Other business services n.i.e.	157.18	1,554.26	37.78	361.66	316.04	329.76
11. Personal, cultural, and recreational services	38,578.96	381,495.74	38,210.40	365,748.34	0.96	4.31
11.1 Audiovisual and related services	366.07	3,620.00	254.70	2,438.00	43.73	48.48
11.1.1 Audiovisual services	311.46	3,080.00	130.48	1,249.00	138.70	146.60
11.1.2 Artistic related services	272.04	2,690.15	119.52	1,144.08	127.61	135.14
11.2 Other personal, cultural, and recreational services	39.42	389.85	10.96	104.92	259.67	271.55
12. Government services, n.i.e.	54.61	540.00	124.22	1,189.00	-56.04	-54.58
12.1 Embassies and consulates	19,427.23	192,110.00	22,264.10	213,111.00	-12.74	-9.85
12.2 Military units and agencies	6,347.65	62,770.00	8,401.00	80,414.00	-24.44	-21.94
12.3 Other	119.33	1,180.00	125.47	1,201.00	-4.89	-1.75
	12,960.25	128,160.00	13,737.63	131,496.00	-5.66	-2.54

* Provisional ** Revised

Note: 1. The data are presented as per 6(EBOPS0.002010) classification aligned with MSITS0.00 2010 classification

REGIONAL AND FIELD OFFICES OF PAKISTAN BUREAU OF STATISTICS

PUNJAB

Chief Statistical Officer,
Regional Office,
Pakistan Bureau of Statistics,
Gul Plaza, (1st & 2nd Floor),
I.J. Principal Road,
Near Pindora Chungi,
Rawalpindi
Phone: 051- 4411528)
Fax 051 - 4410474

Statistical Officer (I/C),
Regional Office,
Pakistan Bureau of Statistics,
USAID Building,
Gurumangat Road,
Gulberg-III,
Lahore.
Phone & Fax:042-99263266
Email:lhrfbs@lhr.comsats.net.pk

Statistical Officer (I/C),
Regional Office,
Pakistan Bureau of Statistics,
House # 20, Block-T,
New Multan Colony, Rahim Chowk,
Masoom Shah Road,
Multan.
Phone & Fax:061-9220177
E-mail:muxfbs@brain.net.pk

Chief Statistical Officer,
Regional Office,
Pakistan Bureau of Statistics,
51-A, Satellite Town,
Gujranwala.
Phone & Fax: 055-9200418

Chief Statistical Officer,
Regional Office,
Pakistan Bureau of Statistics,
House # 04, Rehman Town,
Satyana Road,
Faisalabad.
Phone & Fax: 041-9220049
E-mail:fsdfbs@fsd.comsats.net.pk

Chief Statistical Officer,
Regional Office,
Pakistan Bureau of Statistics,
House # 100/27-C, Zaidi Road,
Satellite Town,
Sargodha
Phone & Fax:048-3220004

Chief Statistical Officer,
Regional Office,
Pakistan Bureau of Statistics,
House # 25/B.K.,
Satellite Town,
Bahawalpur.
Phone & Fax: 062-9250026

Statistical Officer(I/C),
Field Office,
Pakistan Bureau of Statistics,
Capital Road,
Near Masjid Abdur Rashid
Jinnah Town,
Sialkot.
Phone & Fax: 052 - 4262644
E-mail:sktfbs@skt.comsats.net.pk

Statistical Officer(I/C),
Field Office,
Pakistan Bureau of Statistics,
Building # 09-D-3(X)
Amar Colony,
Jhang Saddar.
Phone & Fax: 047-9200194

Statistical Officer(I/C),
Field Office.
Pakistan Bureau of Statistics,
House at Khasra #51/11/1/3/2
(G.F), Chak#9/W.B.(Behind
Cooperative Workshop),
Burawala Road,
Vehari.
Phone & Fax: 067-3364219

Statistical Officer (I/C),
Field Office,
Pakistan Bureau of Statistics,
House # 213/ D,
Mohallah Mir Abdullah Khan Rokri,
Mianwali.
Phone: 045-9231626
Fax: 045-9233700

Statistical Officer (I/C),
Field Office,
Pakistan Bureau of Statistics
House # H 224-c, Ground Floor
Street # 4, Khyaban-e-Sarwar,
Dera Ghazi Khan.
Phone: 064-2401850

Statistical Officer(I/C),
Field Office,
Pakistan Bureau of Statistics,
House # 7, (G.F.), Street #1,
Azam Town, Mud Darbari,
Rahim Yar Khan.
Phone & Fax: 068-5871754

Statistical Officer (I/C),
Field Office,
Pakistan Bureau of Statistics,
House # 43 B-7, Gulistan Colony,
Near Govt. Girls College
Sahiwal.
Phone: 040-9200242

Statistical Officer(I/C),
Field Office,
Pakistan Bureau of Statistics,
Building # 192, Khan Baba Road,
Bahawalnagar.
Phone & Fax: 063-9240049

SINDH:

Chief Statistical Officer,
Regional Office,
Pakistan Bureau of Statistics,
1-B, S.M.C.H. Society
Karachi.
Phone & Fax: 021- 34557933
Email:khifbs@khi.comsats.net.pk

Chief Statistical Officer,
Regional Office,
Pakistan Bureau of Statistics,
Bungalow # A-46, G.O.R. Colony,
Unit # 1, Latifabad,
Hyderabad.
Fax & Phone: 022-9200641

Chief Statistical Officer,
Regional Office,
Pakistan Bureau of Statistics,
Bungalow # 10-A,
Professor Housing Society,
Shikarpur Road,
Sukkur.
Phone & Fax: 071-5807132

Chief Statistical Officer,
Regional Office,
Pakistan Bureau of Statistics,
Building # 45/17, Ward "C",
Near Shah Latif Market,
Lohari Mohallah,
Larkana.
(Phone: 074-9410010)
Fax:074-4054438

Statistical Officer(I/C),
Field Office,
Pakistan Bureau of Statistics,
House # 180,
Um-e-Hain, Near satari
Cotton Factory, Ring Road
Mirpur Khas.
Phone & Fax: -0233-923096

Statistical Officer(I/C),
Field Office,
Pakistan Bureau of Statistics,
House # 68, Mubariak Colony,
Jam sahib Road,
Nawabshah.
Phone & Fax: 0244-9370311

Statistical Officer(I/C),
Field Office,
Pakistan Bureau of Statistics,
House # 199 Marakhpur,
Opp. DHO Office,
Sehwan Road, Dadu Town,
Dadu.
Phone & Fax: 025-9200345

Statistical Officer(I/C),
Field Office,
Pakistan Bureau of Statistics,
House # 292-I, 1st Family line,
Shah Abdul Latif Road,
Near Rifil Naka,
Jacobabad.
Phone : 0722-653403

KHYBER PAKHTOON KHWA

Chief Statistical Officer,
Regional Office,
Pakistan Bureau of Statistics,
State Life Insurance Building,
2nd Floor, 34-The Mall,
Peshawar Cantt.
Phone: 091-9213097
Fax – 091-9213098
E-mail:pshfbs@pes.comsats.net.pk

Chief Statistical Officer,
Regional Office,
Pakistan Bureau of Statistics,
Building #558-D,
Mohallah Ghazni Khel,
Bannu.
Phone & Fax: 0928-9270191

Statistical Officer (I/C),
Regional Office,
Pakistan Bureau of Statistics,
Shams-ur-Rehman Building,
Near Nadra Office, Rahimabad,
G.T. Road,
Mingora/Swat.
Phone: 0946-9240283

Chief Statistical Officer,
Regional Office,
Pakistan Bureau of Statistics,
Bungalow # 896, Mansehra Road,
Post office Jhangi,
Abbottabad.
Phone & Fax: 0992-9310231

Chief Statistical Officer,
Regional Office,
Pakistan Bureau of Statistics,
House # A-3,
Shah Jhan Sheed Town,
Near Coach Adda of Bannu
Dera Ismail Khan.
Phone:0966-9280279

BALUCHISTAN:

Chief Statistical Officer,
Regional Office,
Pakistan Bureau of Statistics,
Chandio House No.2,
Arbab Karam Khan Road,
Near Elementary College,
Quetta.
Phone: 081-9239804
Fax:081-2471126

Statistical Officer(I/C),
Field Office,
Pakistan Bureau of Statistics,
Dak Khana Road, Near Civil Hospital,
Singani Sar,
Turbat.
Phone: 0852-412267
Fax:0852-413383

Statistical Officer (I/C),
Field Office,
Pakistan Bureau of Statistics,
Haroon Market,
Opp:Girls High School,
Hospital Road,
Khuzdar.
Phone & Fax: 0848-412760

Statistical Officer (I/C),
Field Office,
Pakistan Bureau of Statistics,
Building # 2-II/E,
Hazara Mohallah,
Loralai.
Phone & Fax: 0824-660560

NORTHERN AREAS:

Statistical Officer (I/C),
Field Office,
Pakistan Bureau of Statistics,
Madina Supper Market,
Near Taj Hotel,
Gilgit.
Phone & Fax: 05811-920762

AZAD KASHMIR:

Chief Statistical officer,
Regional Office,
Pakistan Bureau of Statistics,
Street # 13, D-38,
Upper Chattar Housing Scheme
Muzaffarabad.
Phone & Fax: 05822-921113

SYMBOLS, ABBREVIATIONS AND CONVERSION

<p>E Estimated P/* Provisional, Preliminary R/r Revised - Nil .. Negligible ... Not available % Percentage Admn Administration ALOOCHA A kind of fruit ARVI A type of root vegetable AV. Average BABUL A kind of fire wood BBLs. Barrels BIRYANI A dish of rice prepared BOT. Bottle CAP. Capsule CFT. Cubic feet CH. Charge CHAPATI A kind of bread CIG. Cigarette Comm. Communication CRT. Carton / Crate CUM./CM. Cubic meter DESI. Indigenous Distt. Distribution DOZ Dozen ENG. English EX. Exercise GLS. Glass GM. Gram H.OP. Hand operated HP. Horse power INJ. Injection KHADDI Hand-loom KIKAR A kind of fire wood KG. Kilogram KM. Kilometer KORMA A variety of meat curry KWH. Kilowatt / hour LB. Pound</p>	<p>LTR. Litre LUNGI A kind of cloth MALTA & MOSAMBI A variety of Orange MED. Medium MG. Milligram MMCFT. Million cubic feet MN. Million M/o. Ministry of MTR. Meter MT. Metric Ton ML. Milliliter NES. Not else where specified NO. Number NR. Not reported N.S. Not specified PKT. Packet PC. Piece QLTY. Quality QTY. Quantity RASGULLA A form of sweetmeat R.P.M. Revolution per minute RS. Rupees SAMOSA A form of patty SHAL. Shalwar SHEESHAM A variety of sup. Qty. Wood. Sq. Square SQM. Square meter SUP. Superior STND. Standard SQFT. Square feet SYN. Synthetic THNO. Thousand number TAB. Table TANDOORI Oven-Baked TKT. Ticket TL. Tube light TOTA. Broken rice UNI. Uniform Urd. Urdu VEG. Vegetable W. Watt</p>	<p>One Metric Ton 2004 Lbs. 1000 Kgs One Ton 1.0160 M.Tons (2240 Lbs.) 27.22 Maunds 1016.04 Kgs. 1.0610 M. Tons 20 Hundred weight One Pound 0.4536 Kg. 16 Oz. 0.4861 Seer One Ounce 28.35 Gms. One Kilogram 2.2046 Lbs. 0.0197 Hundred weight 0.0268 Maund 1.0717 Seers One Hundred weight (112 Lbs.) 50.8932 Kgs. 1.3610 Maunds One Gram 0.0857 Tola One Tonne 0.9842 Long Ton 1.1023 Short Ton One Bale (Cotton) 170.0971 Kilograms (375 Lbs.) 4.5571 Maunds</p>
LIQUID		
<p>One Imperial (Gallon) 4.5435 Ltrs. One Litre 0.2199 Imperial Gallon</p>		
LENGTH		
<p>One Mile 1.6093 Kms. 1760 Yards One Yard 0.9144 Meter One Foot 0.3048 Meter One Kilometer 0.6214 mile One Meter 1.0936 Yards One Square Mile 2.5899 Sq. Kilometer 640 Acres 258.9984 Hectares One Acre .4074 Hectare 4840 Sq. Yards. One Square Kilometer 0.3861 Sq. Mile 100 Hectares One Hectare 2.4711 Acres One Square Yards 0.8361 Sq. meter. One Cubic Meter 35.3147 Cubic feet</p>		

SELECTED PUBLICATIONS OF PAKISTAN BUREAU OF STATISTICS

01. **Monthly Bulletin of Statistics**
 02. **Review of Foreign Trade**
 03. **Pakistan Statistical Pocket Book**
 04. **Pakistan Statistical Yearbook**
 05. **Foreign Trade Statistics of Pakistan Imports (two volumes)**
 06. **Foreign Trade Statistics of Pakistan Exports (one volume)**
 07. **Labour Force Survey**
 08. **Brochure of National Accounts**
 09. **Pakistan Demographic Survey**
 10. **Census of Manufacturing Industries**
 11. **Survey of Small Household Manufacturing Industries**
 12. **Rent Survey of Dwellings**
 13. **Socio Economic Indicators at District Level
(Punjab, Sindh, Khyber Pakhtoon Khwa & Balochistan)**
 14. **Census of Private Educational Institutions in Pakistan**
 15. **Census of Software Industry and related services of Pakistan**
 16. **Supply & Use Table of Pakistan**
 17. **Mechanized Road Transport Survey**
 18. **Survey of Private Recreational, Cultural & Entertainment Services**
 19. **Survey of Private Laundry, Dry Cleaning & Dyeing Services**
 20. **Survey of Private Medical, Dental & Other Health Services**
 21. **Survey of Private Educational Services**
 22. **Pakistan, 2000 – An Official Hand Book on Statistics**
 23. **50 Years of Pakistan in Statistics (Four Volumes)**
 24. **Pakistan Social & Living Standard Measurement Survey National/Provincial**
 25. **Household Integrated Economic Survey (HIES) National/Provincial**
-

**SALE CENTERS WHERE PAKISTAN BUREAU OF STATISTICS
PUBLICATIONS ARE AVAILABLE**

ISLAMABAD

6 – Mauve Area, G-8/4.
Taleemi Chowk
Phone # 051 - 926 11 25
051 - 226 13 72

RAWALPINDI

NBF Book Shop
178-B, Sarwar Road,
Rawalpindi Cantt.
Phone # 051 – 927 25 30

WAH CANTT

NBF Book Shop
Central Library Premises
Phone # 051- 931 40 04

LAHORE

NBF Book Shop
56/57 Shadman Colony,
Shadman Market,
Phone # 042 – 755 01 61 &
753 03 29
Fax # 042 – 758 77 35

FAISALABAD

NBF Book Shop
Shop No.10,
Hashmi Hall Shopping Centre,
University of Agriculture,
Phone # 041 – 264 81 79

MULTAN

NBF Book Shop
Plot # 4-5-6, M.D.A. Road,
Near Multan Art Council
Phone # 061 – 920 12 81

BAHAWALPUR

NBF Book Shop
Quaid-e-Azam Medical College,
Near Library.
Cell # 0301 – 724 76 13

PESHAWAR

NBF Book Shop
Phase-V, Sector B-2,
Plot No.36-37,
Hayatabad.
Phone # 091 – 589 27 44
921 72 73
Fax # 091 921 72 73

NBF Book Shop

48/D, F-6, Jamrud Road,
University Town,
Phone # 091 – 921 69 03
Fax # 091 – 921 69 04

BANNU

Old Municipal Library Premises,
Near to Qazi Muhib Stadium,
Cell # 0346 – 915 50 18

KOHAT

3rd Block, 1st Floor,
Distt. Govt. Complex

D.I. KHAN

NBF Book Shop
C/o. Executive Distt. Officer,
Literacy, Sports and Education,
Phone # 0961 – 928 01 29

ABBOTABAD

Public Library
1st Floor, Jalal Baba Auditorium,
Phone # 0992 – 931 02 91

KARACHI

National Book Foundation
(Regional Office)
Liaquat Memorial Library Premises,
Ground Floor, Stadium Road,
Phone # 021– 923 18 06 & 923 10 88
Fax # 923 10 89

HYDERABAD

NBF Book Shop
GOR Colony,
C-22, Latifabad No.1,
Phone # 022 – 931 08 92

JAMSHORO

Shop No.14, Liaquat University of
Medical & Health Science

NAWABSHAH

M.H. Khawaja DC High School,
Opp. NMC Hospital Road
Cell # 0301 – 389 58 46

SUKKUR

Public Library
Old Sukkur,
Phone # 071 – 562 51 03

LARKANA

NBF Book Shop
Chandka Medical College
Main Gate
Phone # 0741-941 02 29

JACOBABAD

Red Crescent Building,
Near T.B. Hospital
Phone # 0722 – 65 08 17

QUETTA

NBF Book Shop
3-7/5, Faiz Muhammad Road,
Phone # 081 - 920 15 70
Fax # 081 - 920 18 69

**PUBLISHED ON BEHALF OF NATIONAL BOOK FOUNDATION
PRINTED AT REPRODUCTION & PRINTING UNIT, PBS, KARACHI**